Mode	27	
	Band Edge - R	
	U-NII-2A_5.25-5.35_802.11ax HE20_CH64_5320MHz+2400-2483.5_Bluetooth BR_GFSK_CH78_2480MHz+802.11ax HE40_CH09_2452MHz	
ANT	CDD 1+3/1/CDD 2+4	
Pol.	Horizontal	Fundamental
Peak	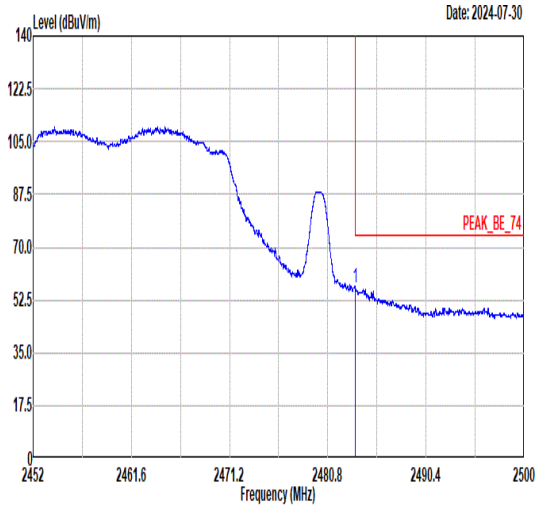 Freq Level Limit Line Margin Read Level Ant Factor Cable Loss Preamp Factor APos TPos Remark MHz dBuV/m dBuV/m dB dBuV dB/m dB dB cm deg 1 2483.50 56.43 74.00 -17.57 48.19 32.46 7.88 32.10 400 309 PEAK	Blank
Avg	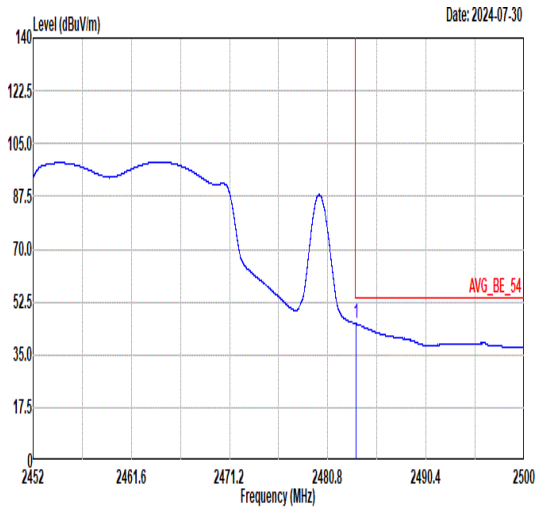 Freq Level Limit Line Margin Read Level Ant Factor Cable Loss Preamp Factor APos TPos Remark MHz dBuV/m dBuV/m dB dBuV dB/m dB dB cm deg 1 2483.56 45.36 54.00 -8.64 37.12 32.46 7.88 32.10 400 309 AVERAGE	Blank

Mode	27	
	Band Edge - L	
	U-NII-2A_5.25-5.35_802.11ax HE20_CH64_5320MHz+2400-2483.5_Bluetooth BR_GFSK_CH78_2480MHz+802.11ax HE40_CH09_2452MHz	
ANT	CDD 1+3/1/CDD 2+4	
Pol.	Vertical	Fundamental
Peak	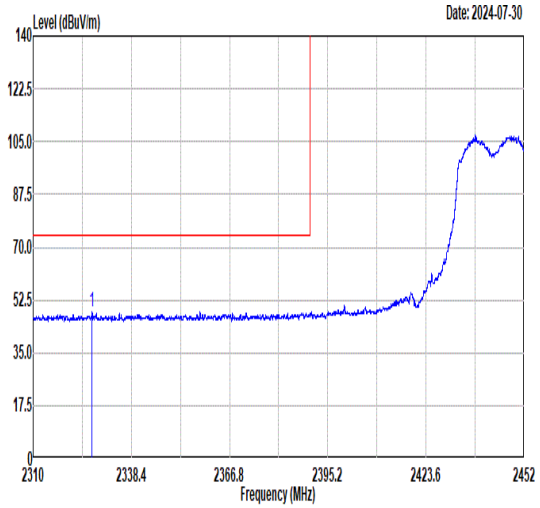 Freq Level Limit Line Margin Read Level Ant Factor Cable Loss Preamp Factor APos TPos Remark MHz dBuV/m dBuV/m dB dBuV dB/m dB dB cm deg 1 2326.97 48.60 74.00 -25.40 40.97 32.12 7.58 32.07 359 227 PEAK	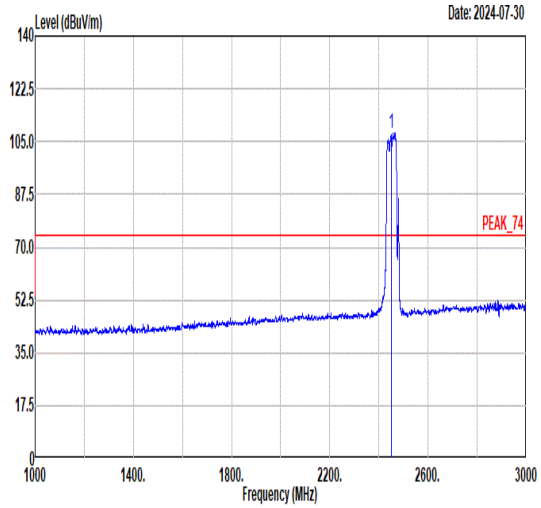 Freq Level Limit Line Margin Read Level Ant Factor Cable Loss Preamp Factor APos TPos Remark MHz dBuV/m dBuV/m dB dBuV dB/m dB dB cm deg 1 2452.00 107.74 ------ ------ 99.57 32.41 7.85 32.09 359 227 PEAK
Avg	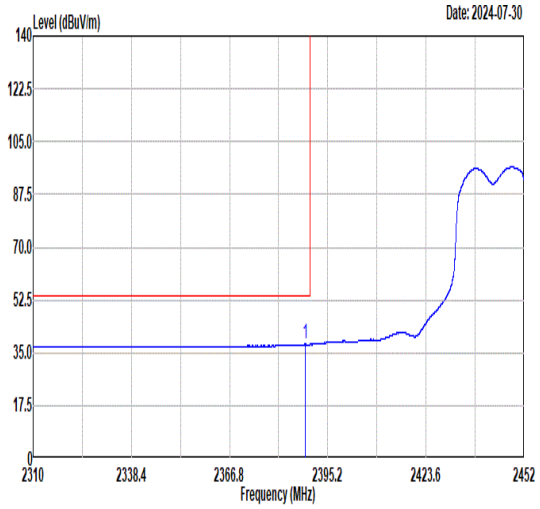 Freq Level Limit Line Margin Read Level Ant Factor Cable Loss Preamp Factor APos TPos Remark MHz dBuV/m dBuV/m dB dBuV dB/m dB dB cm deg 1 2388.60 37.86 54.00 -16.14 29.93 32.25 7.76 32.08 359 227 AVERAGE	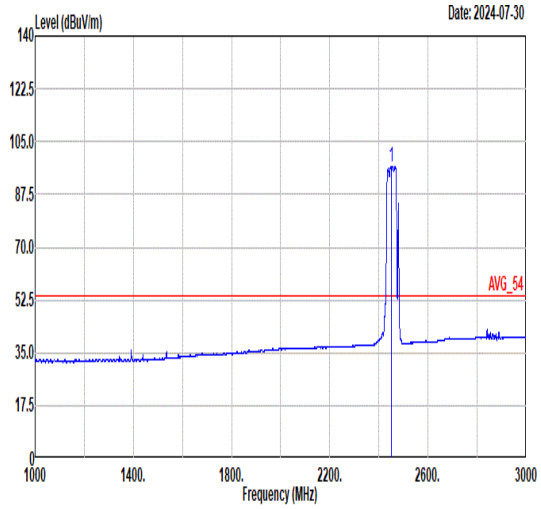 Freq Level Limit Line Margin Read Level Ant Factor Cable Loss Preamp Factor APos TPos Remark MHz dBuV/m dBuV/m dB dBuV dB/m dB dB cm deg 1 2452.00 96.86 ------ ------ 88.67 32.42 7.86 32.09 359 227 AVERAGE

Mode	27	
	Band Edge - R	
	U-NII-2A_5.25-5.35_802.11ax HE20_CH64_5320MHz+2400-2483.5_Bluetooth BR_GFSK_CH78_2480MHz+802.11ax HE40_CH09_2452MHz	
ANT	CDD 1+3/1/CDD 2+4	
Pol.	Vertical	Fundamental
Peak	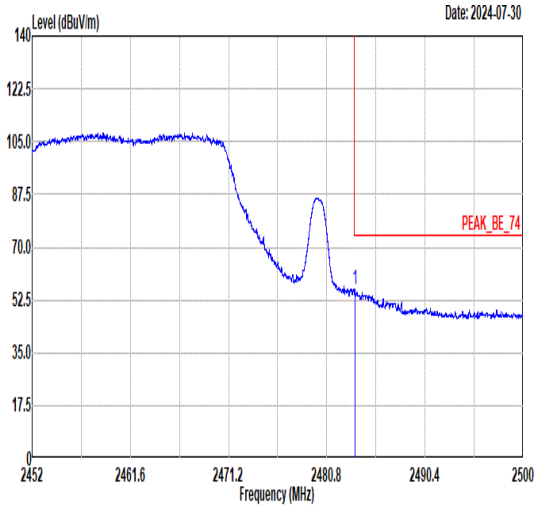 Freq Level Limit Line Margin Read Level Ant Factor Cable Loss Preamp Factor APos TPos Remark MHz dBuV/m dBuV/m dB dBuV dB/m dB dB cm deg 1 2483.57 55.92 74.00 -18.08 47.68 32.46 7.88 32.10 359 227 PEAK	Blank
Avg	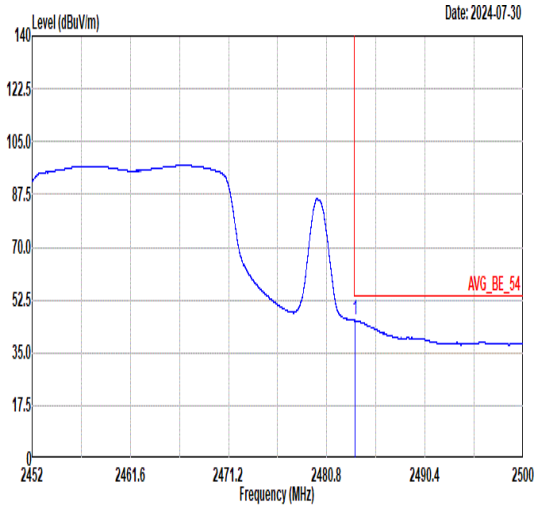 Freq Level Limit Line Margin Read Level Ant Factor Cable Loss Preamp Factor APos TPos Remark MHz dBuV/m dBuV/m dB dBuV dB/m dB dB cm deg 1 2483.57 45.73 54.00 -8.27 37.49 32.46 7.88 32.10 359 227 AVERAGE	Blank

Mode	27	
	Harmonic	
	U-NII-2A_5.25-5.35_802.11ax HE20_CH64_5320MHz+2400-2483.5_Bluetooth BR_GFSK_CH78_2480MHz+802.11ax HE40_CH09_2452MHz	
ANT	CDD 1+3/1/CDD 2+4	
Pol.	Horizontal	Vertical
Peak Avg	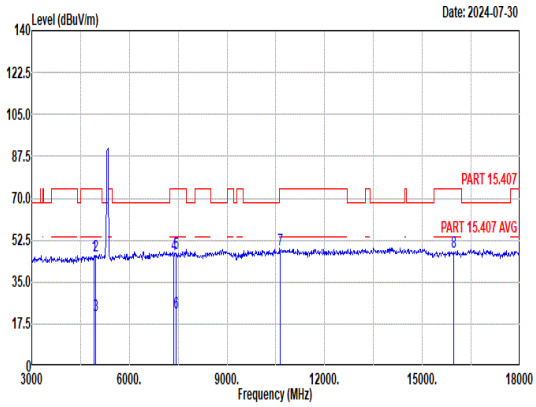	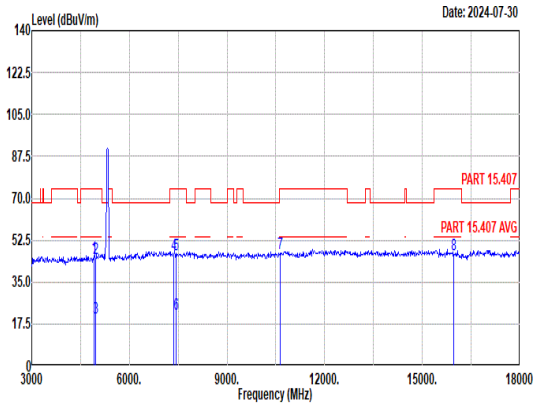

Horizontal

	Freq	Level	Limit Line	Margin	Read Level	Ant Factor	Cable Loss	Preamp Factor	APos	TPos	Remark
	MHz	dBuV/m	dBuV/m	dB	dBuV	dB/m	dB	dB	cm	deg	
1	4904.00	45.93	74.00	-28.07	51.50	34.86	11.11	51.54	--	--	Peak
2	4960.00	45.94	74.00	-28.06	51.43	34.88	11.14	51.51	--	--	Peak
3	4960.00	21.15	54.00	-32.85	26.64	34.88	11.14	51.51	--	--	Average
4	7356.00	46.38	74.00	-27.62	48.10	36.34	13.11	51.17	--	--	Peak
5	7440.00	46.90	74.00	-27.10	48.74	36.38	12.97	51.19	--	--	Peak
6	7440.00	22.11	54.00	-31.89	23.95	36.38	12.97	51.19	--	--	Average
7	10640.00	48.49	74.00	-25.51	45.50	39.47	14.32	50.80	--	--	Peak
8	15960.00	47.68	74.00	-26.32	40.18	42.08	17.19	51.77	--	--	Peak

Vertical

	Freq	Level	Limit Line	Margin	Read Level	Ant Factor	Cable Loss	Preamp Factor	APos	TPos	Remark
	MHz	dBuV/m	dBuV/m	dB	dBuV	dB/m	dB	dB	cm	deg	
1	4904.00	45.62	74.00	-28.38	51.19	34.86	11.11	51.54	--	--	Peak
2	4960.00	44.89	74.00	-29.11	50.38	34.88	11.14	51.51	--	--	Peak
3	4960.00	20.10	54.00	-33.90	25.59	34.88	11.14	51.51	--	--	Average
4	7356.00	46.30	74.00	-27.70	48.02	36.34	13.11	51.17	--	--	Peak
5	7440.00	46.60	74.00	-27.40	48.44	36.38	12.97	51.19	--	--	Peak
6	7440.00	21.81	54.00	-32.19	23.65	36.38	12.97	51.19	--	--	Average
7	10640.00	47.17	74.00	-26.83	44.18	39.47	14.32	50.80	--	--	Peak
8	15960.00	46.40	74.00	-27.60	38.90	42.08	17.19	51.77	--	--	Peak

Mode	28	
	Band Edge	
	U-NII-2A_5.25-5.35_802.11ax HE20_CH64_5320MHz+2400-2483.5_Bluetooth BR_GFSK_CH78_2480MHz+802.11ax HE40_CH09_2452MHz+ Zigbee_CH26_2480MHz	
ANT	CDD 1+3/1/CDD 2+4/1	
Pol.	Horizontal	Fundamental
Peak	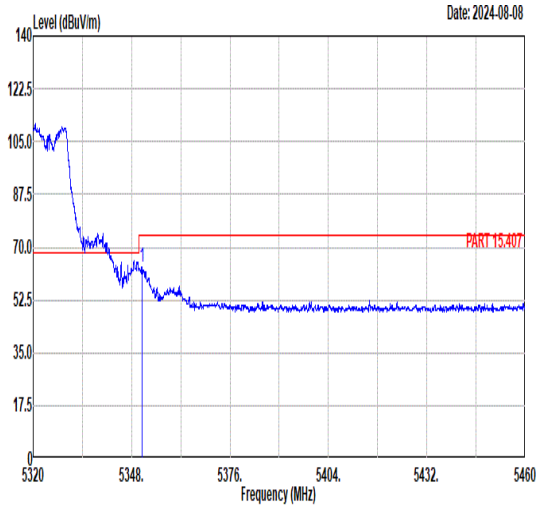 Freq Level Limit Line Margin Read Level Ant Factor Cable Loss Preamp Factor APos TPos Remark MHz dBuV/m dBuV/m dB dBuV dB/m dB dB cm deg 1 5350.88 63.63 74.00 -10.37 49.89 34.83 10.94 32.03 400 180 PEAK	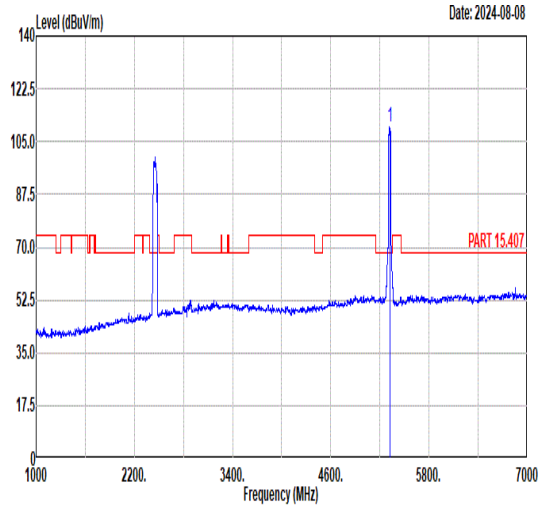 Freq Level Limit Line Margin Read Level Ant Factor Cable Loss Preamp Factor APos TPos Remark MHz dBuV/m dBuV/m dB dBuV dB/m dB dB cm deg 1 5320.00 109.65 ------ ------ 95.83 34.84 10.97 31.99 400 180 PEAK
Avg	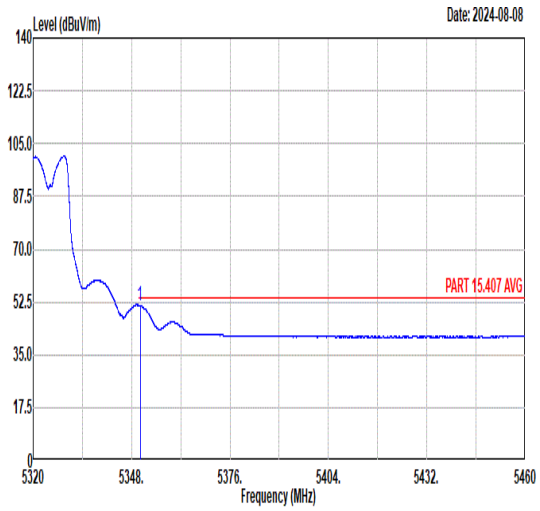 Freq Level Limit Line Margin Read Level Ant Factor Cable Loss Preamp Factor APos TPos Remark MHz dBuV/m dBuV/m dB dBuV dB/m dB dB cm deg 1 5350.42 51.46 54.00 -2.54 37.72 34.83 10.94 32.03 400 180 AVERAGE	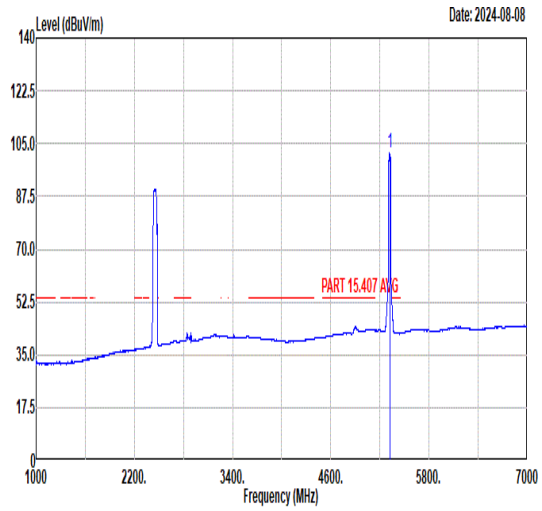 Freq Level Limit Line Margin Read Level Ant Factor Cable Loss Preamp Factor APos TPos Remark MHz dBuV/m dBuV/m dB dBuV dB/m dB dB cm deg 1 5320.00 101.71 ------ ------ 87.89 34.84 10.97 31.99 400 180 AVERAGE

Mode	28	
	Band Edge	
	U-NII-2A_5.25-5.35_802.11ax HE20_CH64_5320MHz+2400-2483.5_Bluetooth BR_GFSK_CH78_2480MHz+802.11ax HE40_CH09_2452MHz+ Zigbee_CH26_2480MHz	
ANT	CDD 1+3/1/CDD 2+4/1	
Pol.	Vertical	Fundamental
Peak	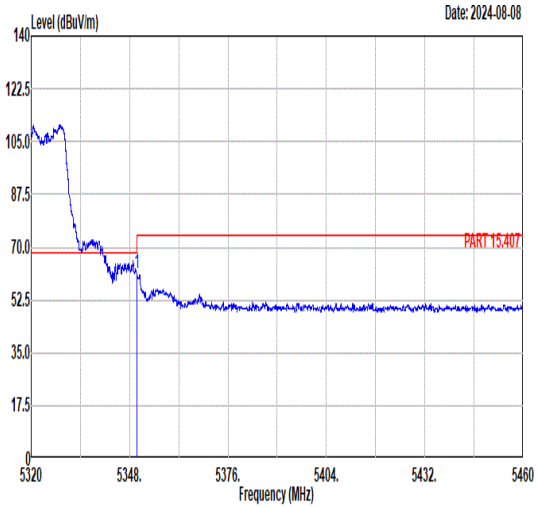 Freq Level Limit Line Margin Read Level Ant Factor Cable Loss Preamp Factor APos TPos Remark MHz dBuV/m dBuV/m dB dBuV dB/m dB dB cm deg 1 5350.00 61.20 74.00 -12.80 47.46 34.83 10.94 32.03 400 243 PEAK	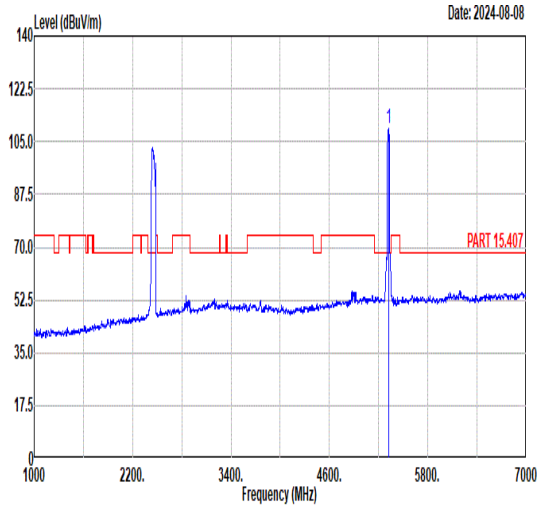 Freq Level Limit Line Margin Read Level Ant Factor Cable Loss Preamp Factor APos TPos Remark MHz dBuV/m dBuV/m dB dBuV dB/m dB dB cm deg 1 5320.00 109.12 ------ ------ 95.32 34.84 10.96 32.00 400 243 PEAK
Avg	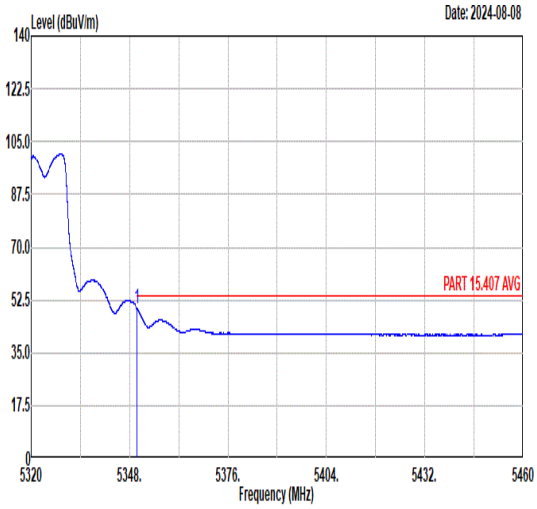 Freq Level Limit Line Margin Read Level Ant Factor Cable Loss Preamp Factor APos TPos Remark MHz dBuV/m dBuV/m dB dBuV dB/m dB dB cm deg 1 5350.00 49.83 54.00 -4.17 36.09 34.83 10.94 32.03 400 243 AVERAGE	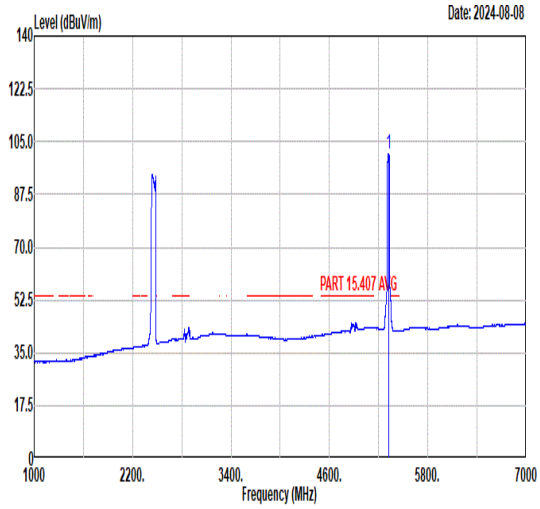 Freq Level Limit Line Margin Read Level Ant Factor Cable Loss Preamp Factor APos TPos Remark MHz dBuV/m dBuV/m dB dBuV dB/m dB dB cm deg 1 5320.00 101.01 ------ ------ 87.19 34.84 10.97 31.99 400 243 AVERAGE

Mode	28	
	Band Edge - L	
	U-NII-2A_5.25-5.35_802.11ax HE20_CH64_5320MHz+2400-2483.5_Bluetooth BR_GFSK_CH78_2480MHz+802.11ax HE40_CH09_2452MHz+ Zigbee_CH26_2480MHz	
ANT	CDD 1+3/1/CDD 2+4/1	
Pol.	Horizontal	Fundamental
Peak	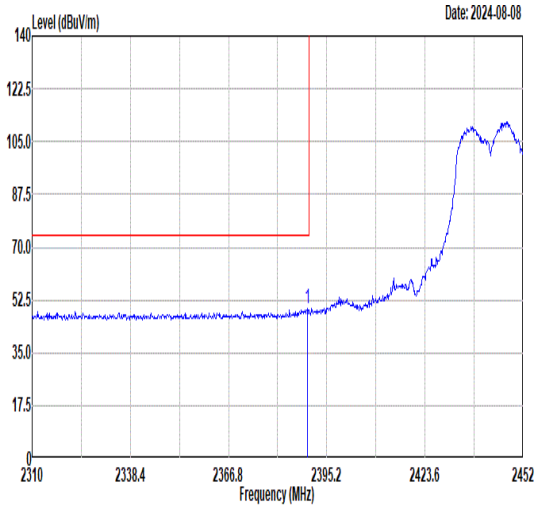 Freq Level Limit Line Margin Read Level Ant Factor Cable Loss Preamp Factor APos TPos Remark MHz dBuV/m dBuV/m dB dBuV dB/m dB dB cm deg 1 2389.66 49.54 74.00 -24.46 41.60 32.26 7.76 32.08 286 227 PEAK	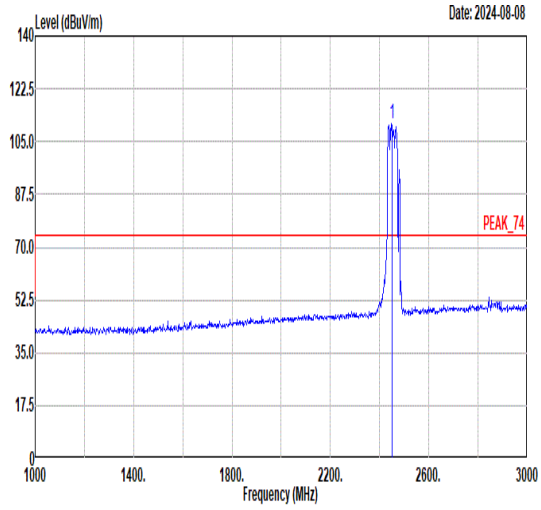 Freq Level Limit Line Margin Read Level Ant Factor Cable Loss Preamp Factor APos TPos Remark MHz dBuV/m dBuV/m dB dBuV dB/m dB dB cm deg 1 2452.00 110.72 ------ ------ 102.59 32.38 7.84 32.09 286 227 PEAK
Avg	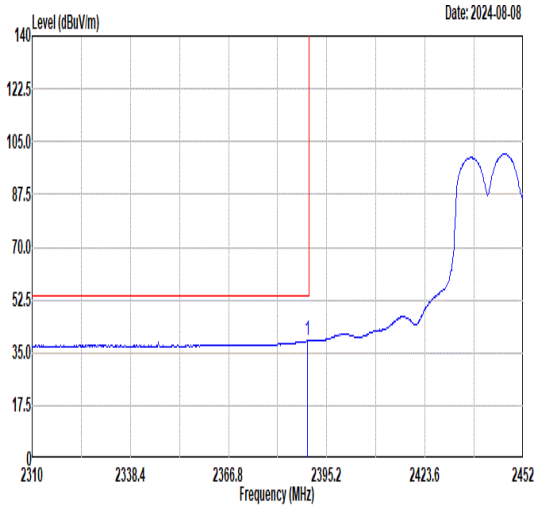 Freq Level Limit Line Margin Read Level Ant Factor Cable Loss Preamp Factor APos TPos Remark MHz dBuV/m dBuV/m dB dBuV dB/m dB dB cm deg 1 2389.66 38.94 54.00 -15.06 31.00 32.26 7.76 32.08 286 227 AVERAGE	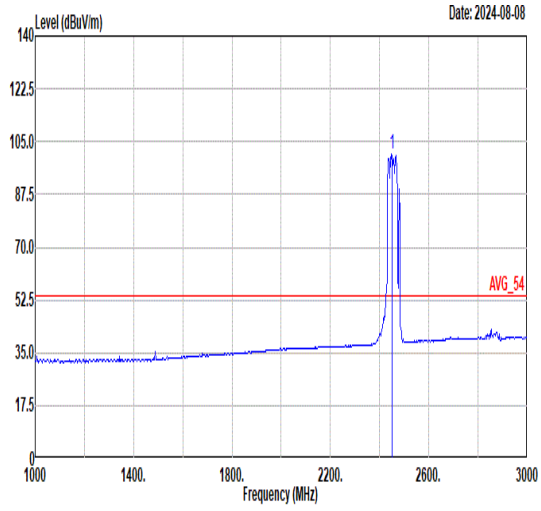 Freq Level Limit Line Margin Read Level Ant Factor Cable Loss Preamp Factor APos TPos Remark MHz dBuV/m dBuV/m dB dBuV dB/m dB dB cm deg 1 2452.00 100.72 ------ ------ 92.59 32.38 7.84 32.09 286 227 AVERAGE

Mode	28	
	Band Edge - R	
	U-NII-2A_5.25-5.35_802.11ax HE20_CH64_5320MHz+2400-2483.5_Bluetooth BR_GFSK_CH78_2480MHz+802.11ax HE40_CH09_2452MHz+ Zigbee_CH26_2480MHz	
ANT	CDD 1+3/1/CDD 2+4/1	
Pol.	Horizontal	Fundamental
Peak	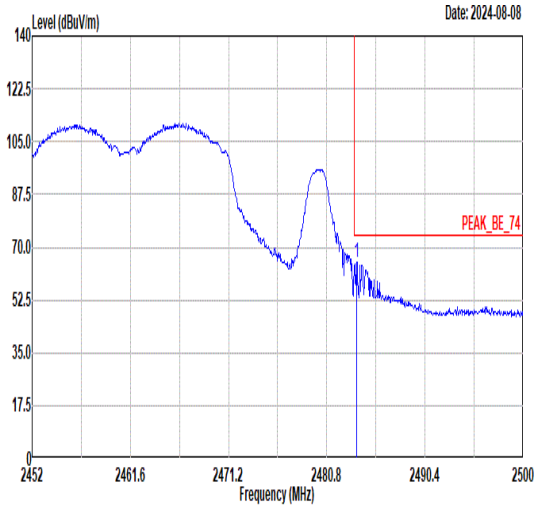 Freq Level Limit Line Margin Read Level Ant Factor Cable Loss Preamp Factor APos TPos Remark MHz dBuV/m dBuV/m dB dBuV dB/m dB dB cm deg 1 2483.73 65.03 74.00 -8.97 56.79 32.46 7.88 32.10 286 227 PEAK	Blank
Avg	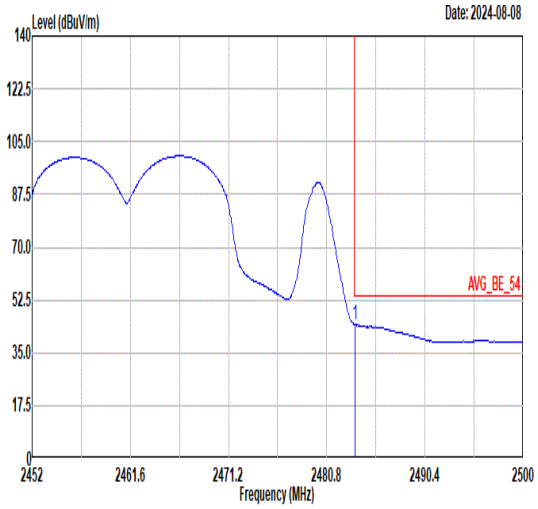 Freq Level Limit Line Margin Read Level Ant Factor Cable Loss Preamp Factor APos TPos Remark MHz dBuV/m dBuV/m dB dBuV dB/m dB dB cm deg 1 2483.54 44.54 54.00 -9.46 36.30 32.46 7.88 32.10 286 227 AVERAGE	Blank

Mode	28	
	Band Edge - L	
	U-NII-2A_5.25-5.35_802.11ax HE20_CH64_5320MHz+2400-2483.5_Bluetooth BR_GFSK_CH78_2480MHz+802.11ax HE40_CH09_2452MHz+ Zigbee_CH26_2480MHz	
ANT	CDD 1+3/1/CDD 2+4/1	
Pol.	Vertical	Fundamental
Peak	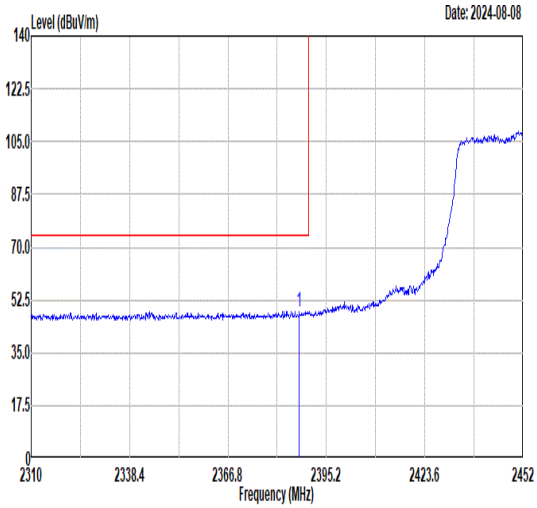 Freq Level Limit Line Margin Read Level Ant Factor Cable Loss Preamp Factor APos TPos Remark MHz dBuV/m dBuV/m dB dBuV dB/m dB dB cm deg 1 2387.39 48.74 74.00 -25.26 40.82 32.25 7.75 32.08 369 311 PEAK	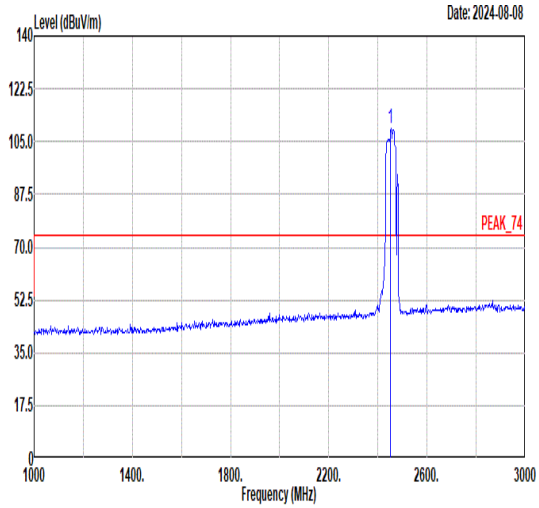 Freq Level Limit Line Margin Read Level Ant Factor Cable Loss Preamp Factor APos TPos Remark MHz dBuV/m dBuV/m dB dBuV dB/m dB dB cm deg 1 2452.00 109.39 ------ ------ 101.23 32.40 7.85 32.09 369 311 PEAK
Avg	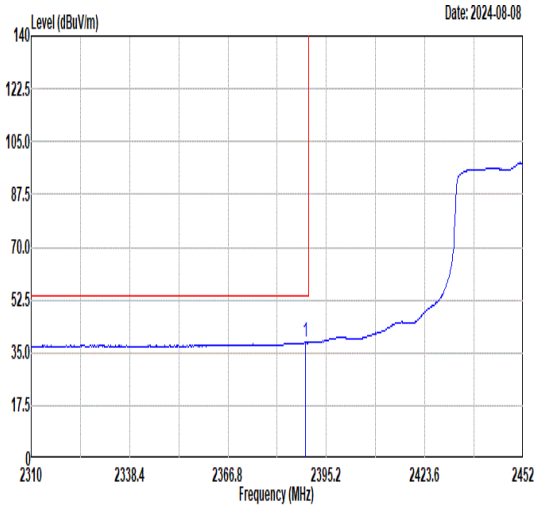 Freq Level Limit Line Margin Read Level Ant Factor Cable Loss Preamp Factor APos TPos Remark MHz dBuV/m dBuV/m dB dBuV dB/m dB dB cm deg 1 2389.09 38.40 54.00 -15.60 30.46 32.26 7.76 32.08 369 311 AVERAGE	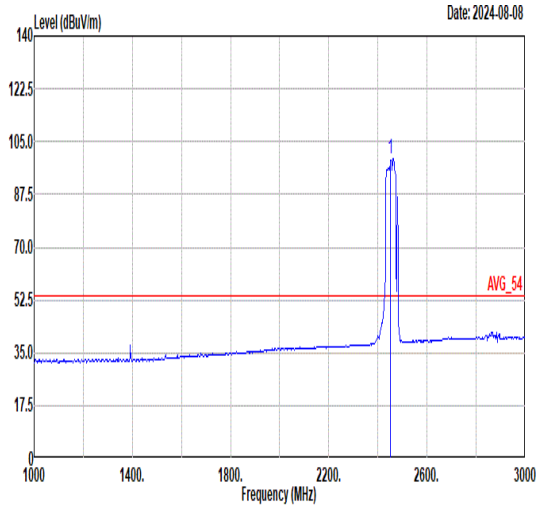 Freq Level Limit Line Margin Read Level Ant Factor Cable Loss Preamp Factor APos TPos Remark MHz dBuV/m dBuV/m dB dBuV dB/m dB dB cm deg 1 2452.00 99.42 ------ ------ 91.23 32.42 7.86 32.09 369 311 AVERAGE

Mode	28	
	Band Edge - R	
	U-NII-2A_5.25-5.35_802.11ax HE20_CH64_5320MHz+2400-2483.5_Bluetooth BR_GFSK_CH78_2480MHz+802.11ax HE40_CH09_2452MHz+ Zigbee_CH26_2480MHz	
ANT	CDD 1+3/1/CDD 2+4/1	
Pol.	Vertical	Fundamental
Peak	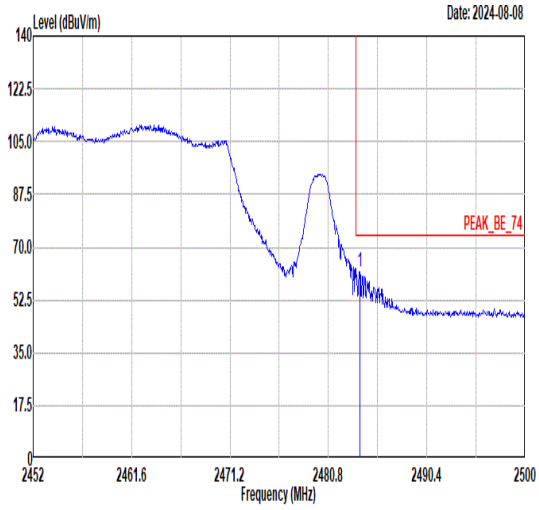 Freq Level Limit Line Margin Read Level Ant Factor Cable Loss Preamp Factor APos TPos Remark MHz dBuV/m dBuV/m dB dBuV dB/m dB dB cm deg 1 2483.87 62.02 74.00 -11.98 53.78 32.46 7.88 32.10 369 311 PEAK	Blank
Avg	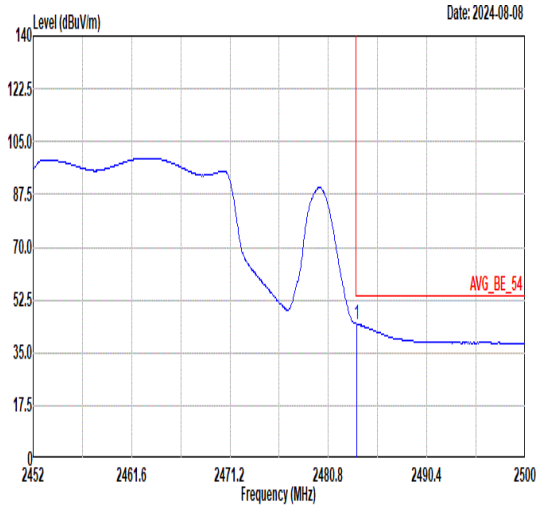 Freq Level Limit Line Margin Read Level Ant Factor Cable Loss Preamp Factor APos TPos Remark MHz dBuV/m dBuV/m dB dBuV dB/m dB dB cm deg 1 2483.54 44.60 54.00 -9.40 36.36 32.46 7.88 32.10 369 311 AVERAGE	Blank

Mode	28	
	Band Edge	
	U-NII-2A_5.25-5.35_802.11ax HE20_CH64_5320MHz+2400-2483.5_Bluetooth BR_GFSK_CH78_2480MHz+802.11ax HE40_CH09_2452MHz+ Zigbee_CH26_2480MHz	
ANT	CDD 1+3/1/CDD 2+4/1	
Pol.	Horizontal	Fundamental
Peak	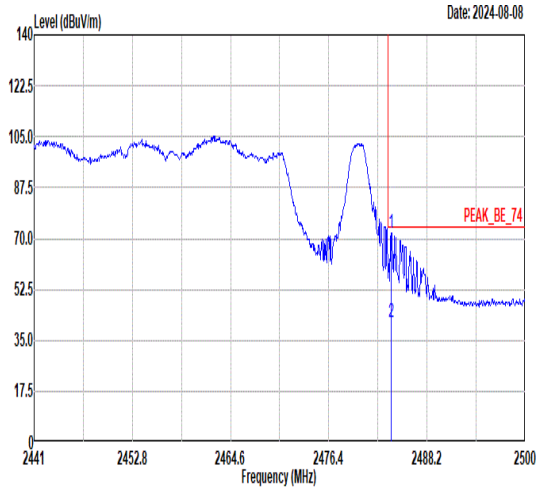 Freq Level Limit Line Margin Read Level Ant Factor Cable Loss Preamp Factor APos TPos Remark 1 2483.89 MHz 72.07 dBuV/m 74.00 dB -1.93 63.83 dBuV 32.46 dB/m 7.88 dB 32.10 dB 400 cm 320 deg PEAK 2 2483.89 41.26 54.00 -12.74 33.02 32.46 7.88 32.10 400 320 AVERAGE	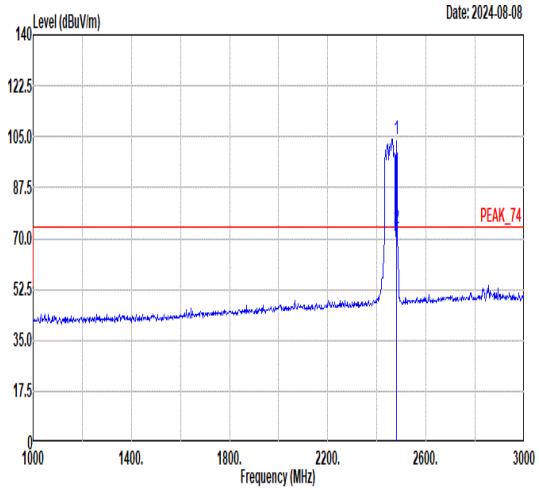 Freq Level Limit Line Margin Read Level Ant Factor Cable Loss Preamp Factor APos TPos Remark 1 2480.00 MHz 104.16 dBuV/m ------ dB ------ 95.97 dBuV 32.42 dB/m 7.86 dB 32.09 dB 400 cm 320 deg PEAK 2 2480.00 73.40 ------ ------ 65.21 32.42 7.86 32.09 400 320 AVERAGE

Mode	28	
	Band Edge	
	U-NII-2A_5.25-5.35_802.11ax HE20_CH64_5320MHz+2400-2483.5_Bluetooth BR_GFSK_CH78_2480MHz+802.11ax HE40_CH09_2452MHz+ Zigbee_CH26_2480MHz	
ANT	CDD 1+3/1/CDD 2+4/1	
Pol.	Vertical	Fundamental
Peak	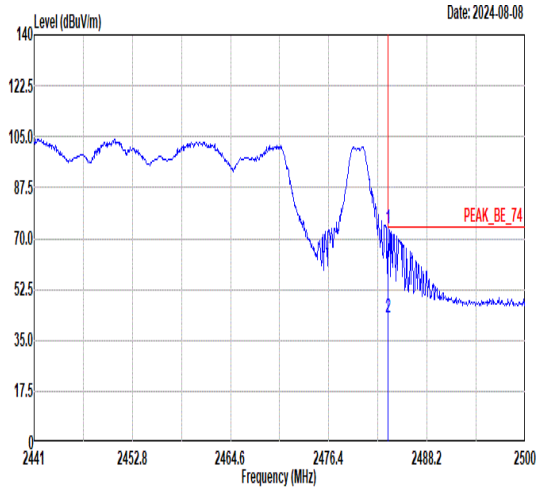	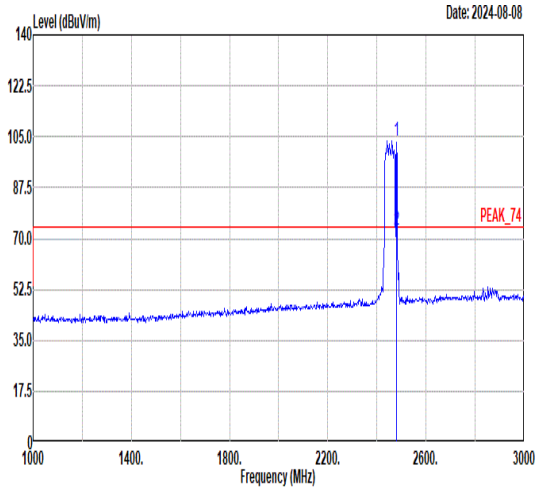

Vertical:

	Freq	Level	Limit Line	Margin	Read Level	Ant Factor	Cable Loss	Preamp Factor	APos	TPos	Remark
	MHz	dBuV/m	dBuV/m	dB	dBuV	dB/m	dB	dB	cm	deg	
1	2483.54	73.41	74.00	-0.59	65.17	32.46	7.88	32.10	322	44	PEAK
2	2483.54	42.60	54.00	-11.40	34.36	32.46	7.88	32.10	322	44	AVERAGE

Fundamental:

	Freq	Level	Limit Line	Margin	Read Level	Ant Factor	Cable Loss	Preamp Factor	APos	TPos	Remark
	MHz	dBuV/m	dBuV/m	dB	dBuV	dB/m	dB	dB	cm	deg	
1	2480.00	103.47	------	------	95.28	32.42	7.86	32.09	322	44	PEAK
2	2480.00	72.72	------	------	64.53	32.42	7.86	32.09	322	44	AVERAGE

Mode	28	
	Band Edge	
	U-NII-2A_5.25-5.35_802.11ax HE20_CH64_5320MHz+2400-2483.5_Bluetooth BR_GFSK_CH78_2480MHz+802.11ax HE40_CH09_2452MHz+ Zigbee_CH26_2480MHz	
ANT	CDD 1+3/1/CDD 2+4/1	
Pol.	Horizontal	Fundamental
Peak	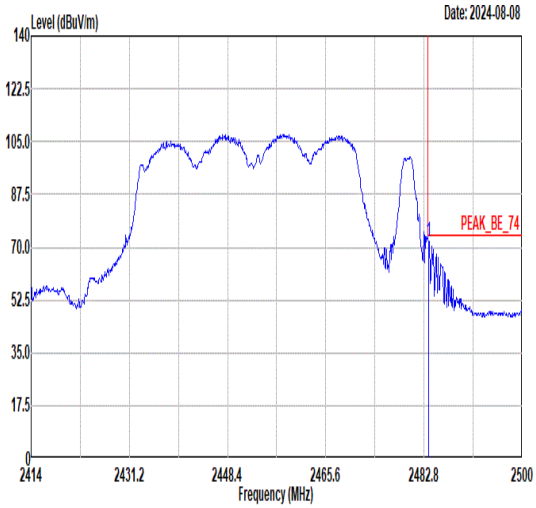 Freq Level Limit Line Margin Read Level Ant Factor Cable Loss Preamp Factor APos TPos Remark MHz dBuV/m dBuV/m dB dBuV dB/m dB dB cm deg 1 2483.57 72.08 74.00 -1.92 63.84 32.46 7.88 32.10 370 59 PEAK	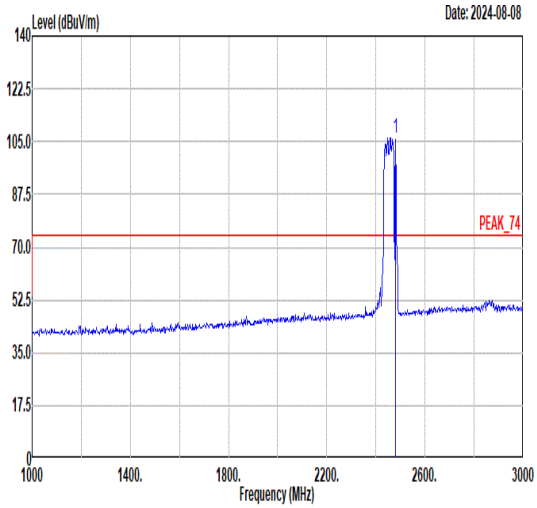 Freq Level Limit Line Margin Read Level Ant Factor Cable Loss Preamp Factor APos TPos Remark MHz dBuV/m dBuV/m dB dBuV dB/m dB dB cm deg 1 2480.00 106.24 ------ ------ 98.07 32.41 7.85 32.09 370 59 PEAK
Avg	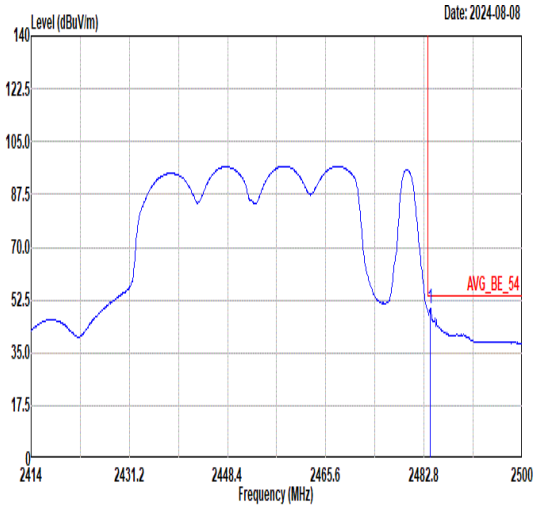 Freq Level Limit Line Margin Read Level Ant Factor Cable Loss Preamp Factor APos TPos Remark MHz dBuV/m dBuV/m dB dBuV dB/m dB dB cm deg 1 2483.83 49.45 54.00 -4.55 41.21 32.46 7.88 32.10 370 59 AVERAGE	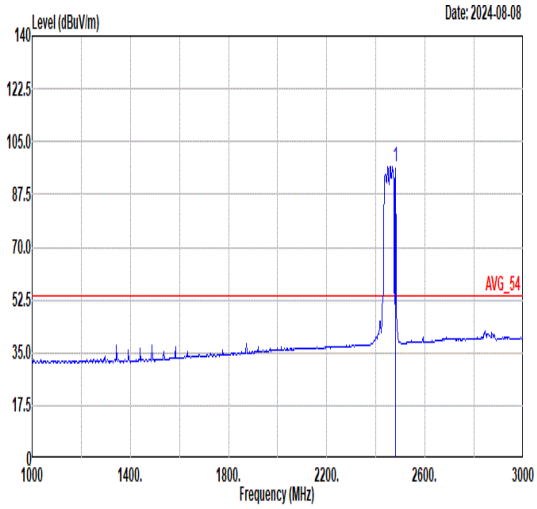 Freq Level Limit Line Margin Read Level Ant Factor Cable Loss Preamp Factor APos TPos Remark MHz dBuV/m dBuV/m dB dBuV dB/m dB dB cm deg 1 2480.00 96.69 ------ ------ 88.52 32.41 7.85 32.09 370 59 AVERAGE

Mode	28	
	Band Edge	
	U-NII-2A_5.25-5.35_802.11ax HE20_CH64_5320MHz+2400-2483.5_Bluetooth BR_GFSK_CH78_2480MHz+802.11ax HE40_CH09_2452MHz+ Zigbee_CH26_2480MHz	
ANT	CDD 1+3/1/CDD 2+4/1	
Pol.	Vertical	Fundamental
Peak	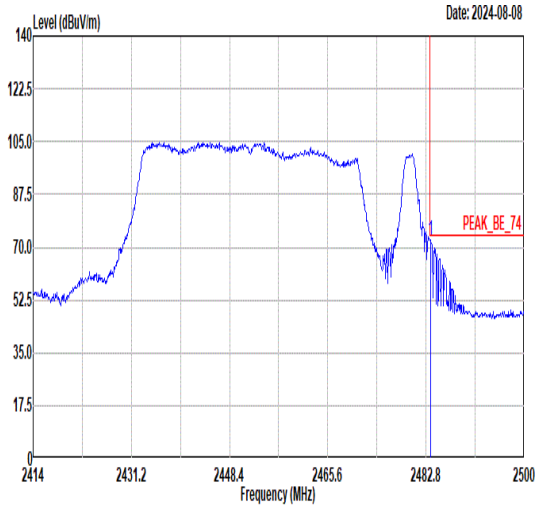 Freq Level Limit Line Margin Read Level Ant Factor Cable Loss Preamp Factor APos TPos Remark MHz dBuV/m dBuV/m dB dBuV dB/m dB dB cm deg 1 2483.57 72.18 74.00 -1.82 63.94 32.46 7.88 32.10 363 92 PEAK	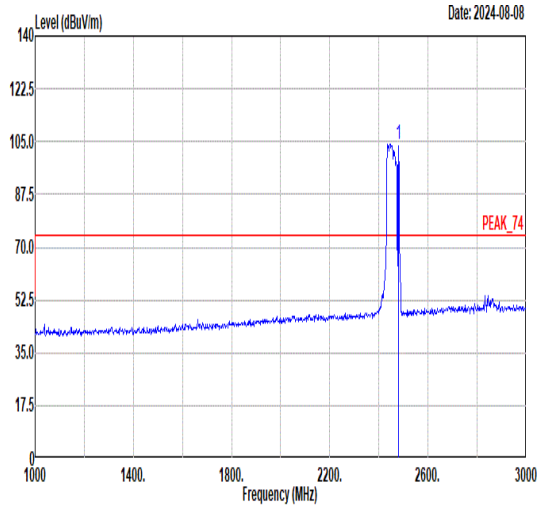 Freq Level Limit Line Margin Read Level Ant Factor Cable Loss Preamp Factor APos TPos Remark MHz dBuV/m dBuV/m dB dBuV dB/m dB dB cm deg 1 2480.00 104.28 ------ ------ 96.15 32.38 7.84 32.09 363 92 PEAK
Avg	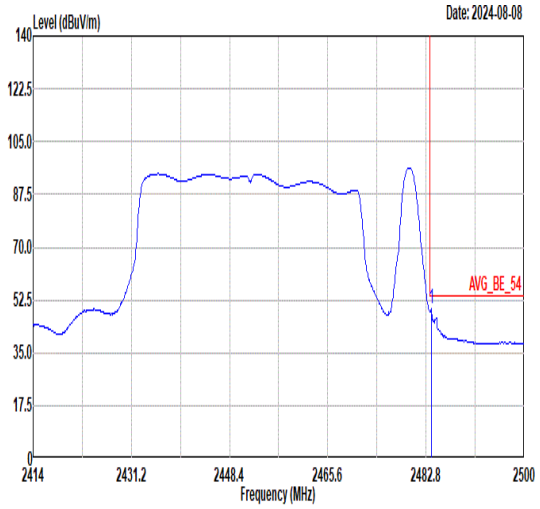 Freq Level Limit Line Margin Read Level Ant Factor Cable Loss Preamp Factor APos TPos Remark MHz dBuV/m dBuV/m dB dBuV dB/m dB dB cm deg 1 2483.75 49.43 54.00 -4.57 41.19 32.46 7.88 32.10 363 92 AVERAGE	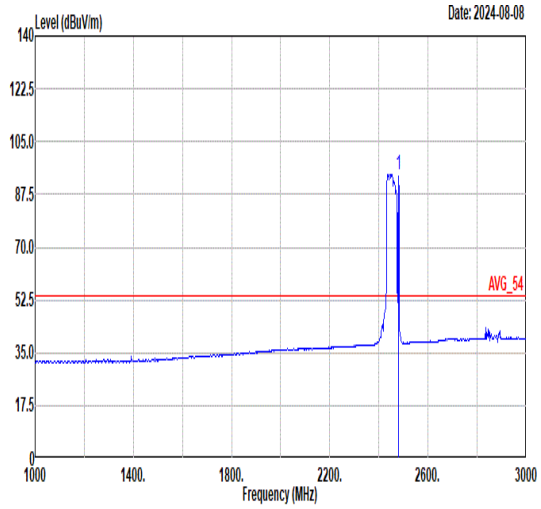 Freq Level Limit Line Margin Read Level Ant Factor Cable Loss Preamp Factor APos TPos Remark MHz dBuV/m dBuV/m dB dBuV dB/m dB dB cm deg 1 2480.00 94.29 ------ ------ 86.19 32.36 7.83 32.09 363 92 AVERAGE

Mode	28	
	Harmonic	
	U-NII-2A_5.25-5.35_802.11ax HE20_CH64_5320MHz+2400-2483.5_Bluetooth BR_GFSK_CH78_2480MHz+802.11ax HE40_CH09_2452MHz+ Zigbee_CH26_2480MHz	
ANT	CDD 1+3/1/CDD 2+4/1	
Pol.	Horizontal	Vertical
Peak Avg	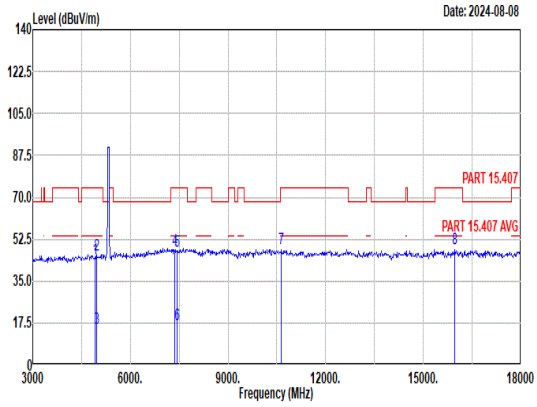 Freq Level Limit Line Margin Read Level Ant Factor Cable Loss Preamp Factor APos TPos Remark MHz dBuV/m dBuV/m dB dBuV dB/m dB dB cm deg 1 4904.00 44.19 74.00 -29.81 49.76 34.86 11.11 51.54 -- -- Peak 2 4960.00 46.10 74.00 -27.90 51.59 34.88 11.14 51.51 -- -- Peak 3 4960.00 15.28 54.00 -38.72 20.77 34.88 11.14 51.51 -- -- Average 4 7356.00 47.93 74.00 -26.07 49.65 36.34 13.11 51.17 -- -- Peak 5 7440.00 47.58 74.00 -26.42 49.42 36.38 12.97 51.19 -- -- Peak 6 7440.00 16.75 54.00 -37.25 18.59 36.38 12.97 51.19 -- -- Average 7 10640.00 48.81 74.00 -25.19 45.82 39.47 14.32 50.80 -- -- Peak 8 15960.00 48.40 74.00 -25.60 40.90 42.08 17.19 51.77 -- -- Peak	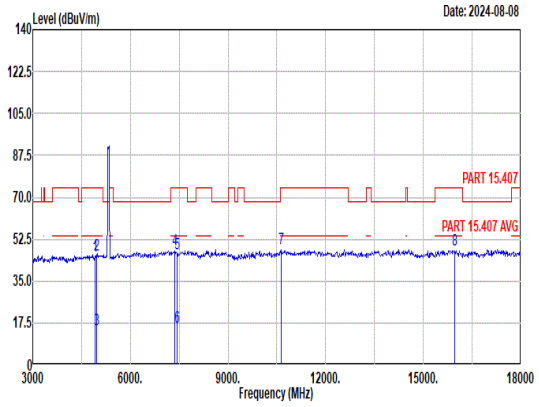 Freq Level Limit Line Margin Read Level Ant Factor Cable Loss Preamp Factor APos TPos Remark MHz dBuV/m dBuV/m dB dBuV dB/m dB dB cm deg 1 4904.00 45.32 74.00 -28.68 50.89 34.86 11.11 51.54 -- -- Peak 2 4960.00 45.74 74.00 -28.26 51.23 34.88 11.14 51.51 -- -- Peak 3 4960.00 14.93 54.00 -39.07 20.42 34.88 11.14 51.51 -- -- Average 4 7356.00 48.13 74.00 -25.87 49.85 36.34 13.11 51.17 -- -- Peak 5 7440.00 46.74 74.00 -27.26 48.58 36.38 12.97 51.19 -- -- Peak 6 7440.00 15.91 54.00 -38.09 17.75 36.38 12.97 51.19 -- -- Average 7 10640.00 48.39 74.00 -25.61 45.40 39.47 14.32 50.80 -- -- Peak 8 15960.00 48.31 74.00 -25.69 40.81 42.08 17.19 51.77 -- -- Peak

Note: For all plots above, the over limit line signals are Fundamental signal which can be ignored.

Appendix D. Duty Cycle Plots

Band	Duty Cycle(%)	T(ms)	1/T(kHz)	VBW Setting
802.11a	92.41	1.942	0.515	1KHz
802.11ax HE20	94.92	5.420	0.184	300Hz
802.11ax HE40	95.41	5.420	0.184	300Hz
802.11ax HE80	93.97	5.420	0.184	300Hz

802.11a

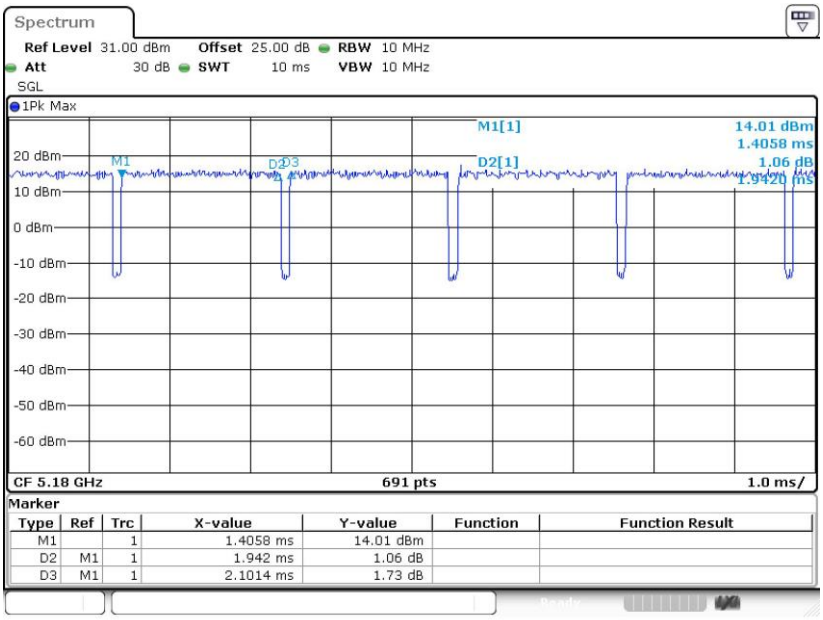

802.11ax HE20

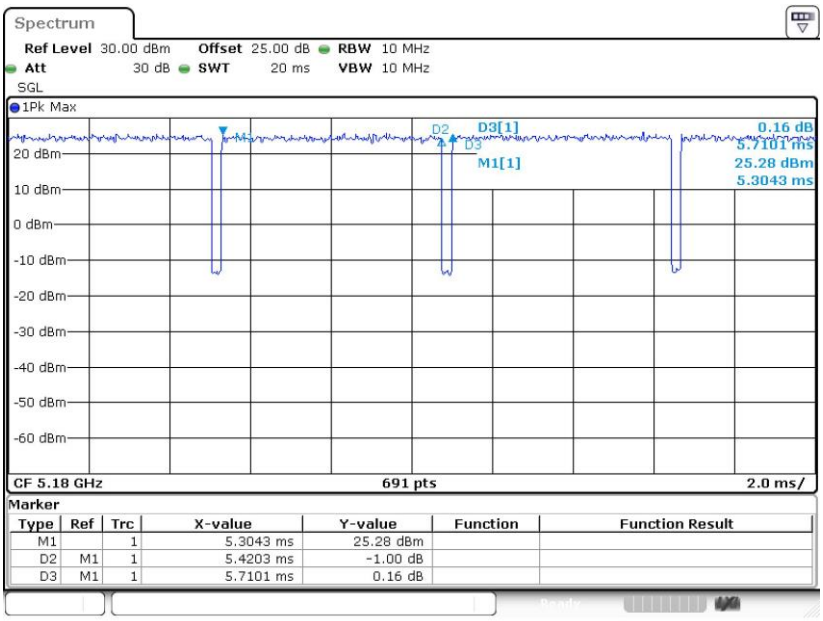

802.11ax HE40

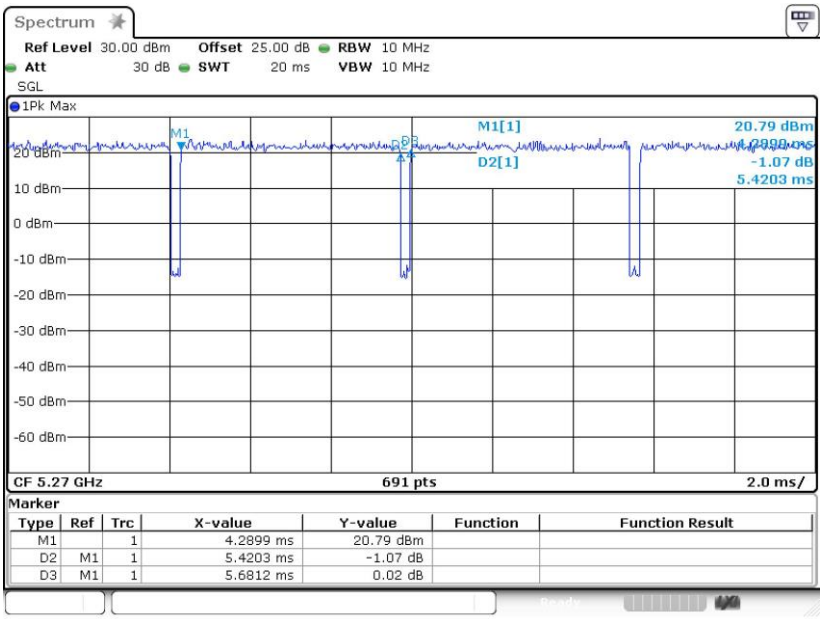
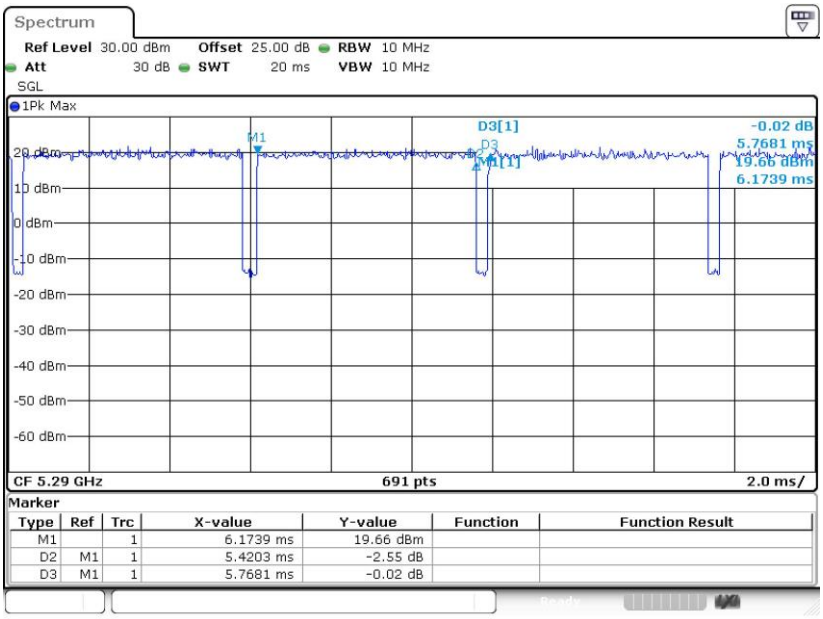
802.11ax HE80