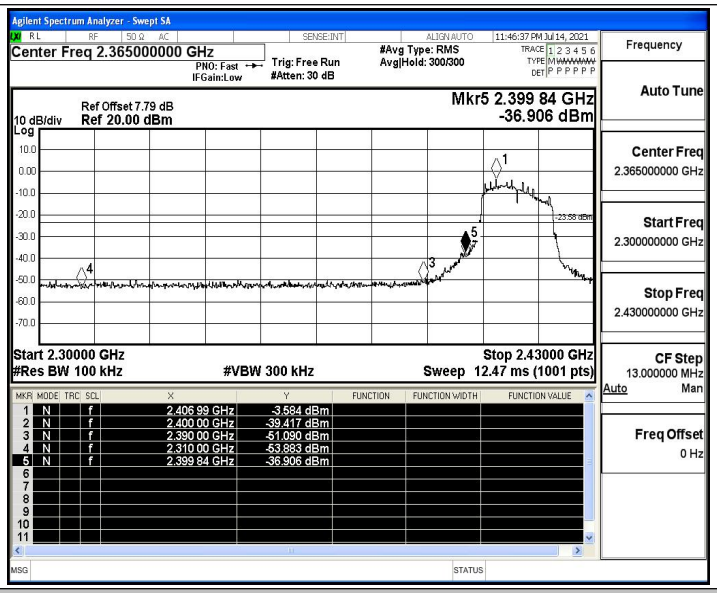

11G_Ant1_Low_2412

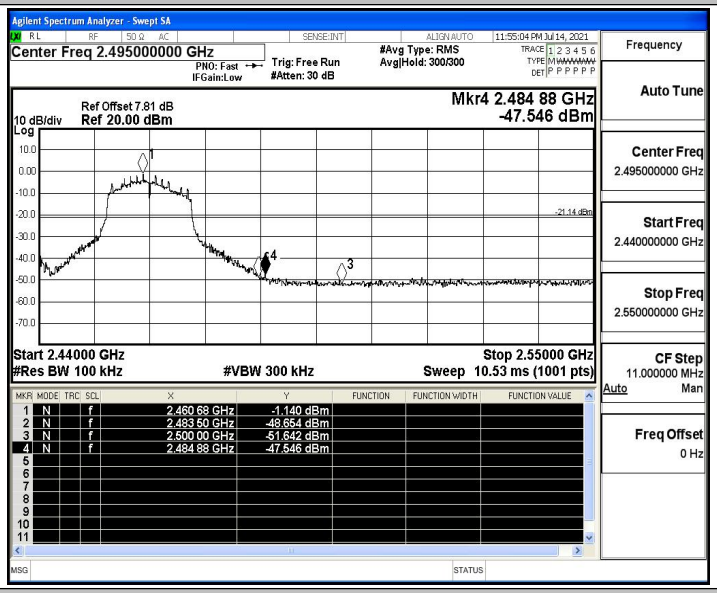

11G_Ant1_High_2462

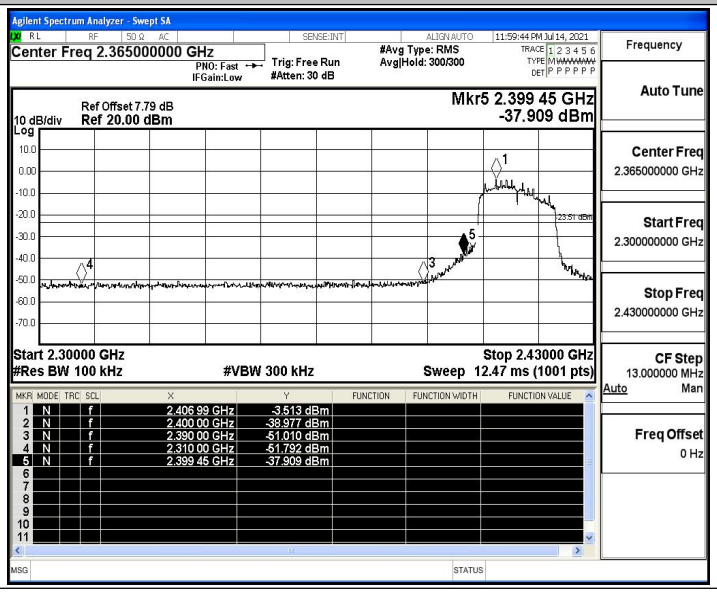

11N20SISO_Ant1_Low_2412

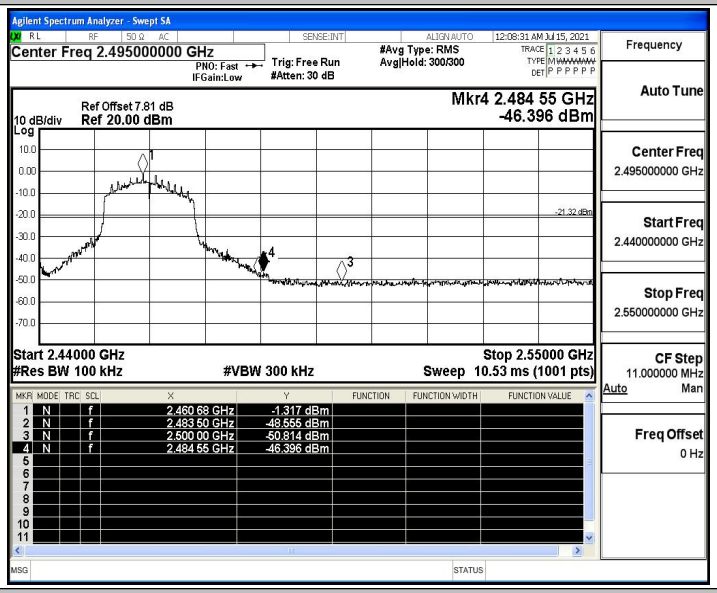

11N20SISO_Ant1_High_2462

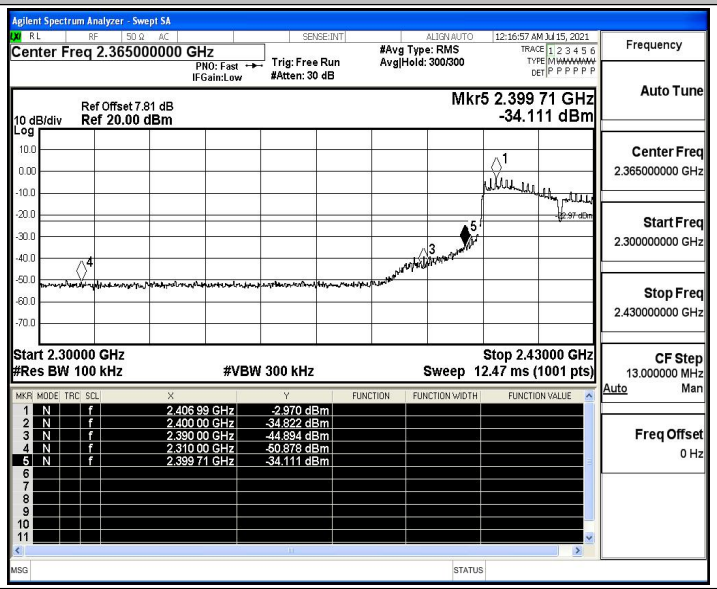

11N40SISO_Ant1_Low_2422

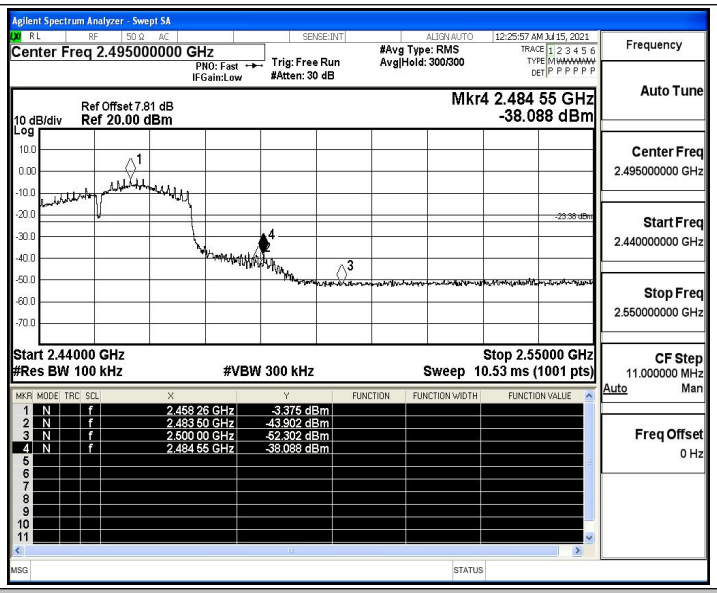

11N40SISO_Ant1_High_2452

A.7 Emissions in Restricted Bands

Test Result

TestMode	Antenna	ChName	Channel	Detector	Freq. [MHz]	Result [dBm]	Limit [dBm]	Result [dBuV/m]	Limit [dBuV/m]	Verdict
11B	Ant1	Low	2412	AV	2310.000	-49.15	≤-41.20	48.08	≤54	PASS
				AV	2388.140	-48.67	≤-41.20	48.56	≤54	PASS
				AV	2390.000	-48.69	≤-41.20	48.54	≤54	PASS
				Peak	2310.000	-42.61	≤-21.20	54.62	≤74	PASS
				Peak	2389.830	-39.74	≤-21.20	57.49	≤74	PASS
				Peak	2390.000	-42.11	≤-21.20	55.12	≤74	PASS
		High	2462	AV	2483.500	-47.29	≤-41.20	49.94	≤54	PASS
				AV	2487.960	-46.05	≤-41.20	51.18	≤54	PASS
				AV	2500.000	-48.23	≤-41.20	49.00	≤54	PASS
				Peak	2483.500	-41.5	≤-21.20	55.73	≤74	PASS
				Peak	2494.780	-37.86	≤-21.20	59.37	≤74	PASS
				Peak	2500.000	-43.23	≤-21.20	54.00	≤74	PASS
11G	Ant1	Low	2412	AV	2310.000	-48.7	≤-41.20	48.53	≤54	PASS
				AV	2387.620	-48.14	≤-41.20	49.09	≤54	PASS
				AV	2390.000	-48.21	≤-41.20	49.02	≤54	PASS
				Peak	2310.000	-41.9	≤-21.20	55.33	≤74	PASS
				Peak	2384.630	-38.4	≤-21.20	58.83	≤74	PASS
				Peak	2390.000	-41.58	≤-21.20	55.65	≤74	PASS
		High	2462	AV	2483.500	-47	≤-41.20	50.23	≤54	PASS
				AV	2487.850	-44.63	≤-41.20	52.60	≤54	PASS
				AV	2500.000	-47.7	≤-41.20	49.53	≤54	PASS
				Peak	2483.500	-40.47	≤-21.20	56.76	≤74	PASS
				Peak	2487.740	-36.89	≤-21.20	60.34	≤74	PASS
				Peak	2500.000	-39.78	≤-21.20	57.45	≤74	PASS
11N20SISO	Ant1	Low	2412	AV	2310.000	-48.69	≤-41.20	48.54	≤54	PASS
				AV	2389.960	-48.07	≤-41.20	49.16	≤54	PASS
				AV	2390.000	-48.07	≤-41.20	49.16	≤54	PASS
				Peak	2310.000	-41.54	≤-21.20	55.69	≤74	PASS
				Peak	2375.660	-38.34	≤-21.20	58.89	≤74	PASS
				Peak	2390.000	-41.63	≤-21.20	55.60	≤74	PASS
		High	2462	AV	2483.500	-47.31	≤-41.20	49.92	≤54	PASS
				AV	2487.850	-45.58	≤-41.20	51.65	≤54	PASS
				AV	2500.000	-47.69	≤-41.20	49.54	≤54	PASS
				Peak	2483.500	-41.17	≤-21.20	56.06	≤74	PASS
				Peak	2496.980	-37.88	≤-21.20	59.35	≤74	PASS
				Peak	2500.000	-40.69	≤-21.20	56.54	≤74	PASS
11N40SIS	Ant1	Low	2422	AV	2310.000	-48.5	≤-41.20	48.73	≤54	PASS

O				AV	2387.880	-47.73	≤-41.20	49.50	≤54	PASS
				AV	2390.000	-47.78	≤-41.20	49.45	≤54	PASS
				Peak	2310.000	-42.06	≤-21.20	55.17	≤74	PASS
				Peak	2366.690	-38.76	≤-21.20	58.47	≤74	PASS
				Peak	2390.000	-41.36	≤-21.20	55.87	≤74	PASS
		High	2452	AV	2483.500	-46.78	≤-41.20	50.45	≤54	PASS
				AV	2486.420	-46.13	≤-41.20	51.10	≤54	PASS
				AV	2500.000	-47.46	≤-41.20	49.77	≤54	PASS
				Peak	2483.500	-41.08	≤-21.20	56.15	≤74	PASS
				Peak	2484.880	-33.97	≤-21.20	63.26	≤74	PASS
				Peak	2500.000	-41.84	≤-21.20	55.39	≤74	PASS

Note：

1. The Antenna Gain is compensated in the graph.
2. The limit in dBm for average detector is conversion from 54dBuV/m, according to 15.209(a). The limit in dBm for peak detector is 20dB above the limit of average detector in dBm.

Test Graphs

11B_Ant1_Low_2412_AV

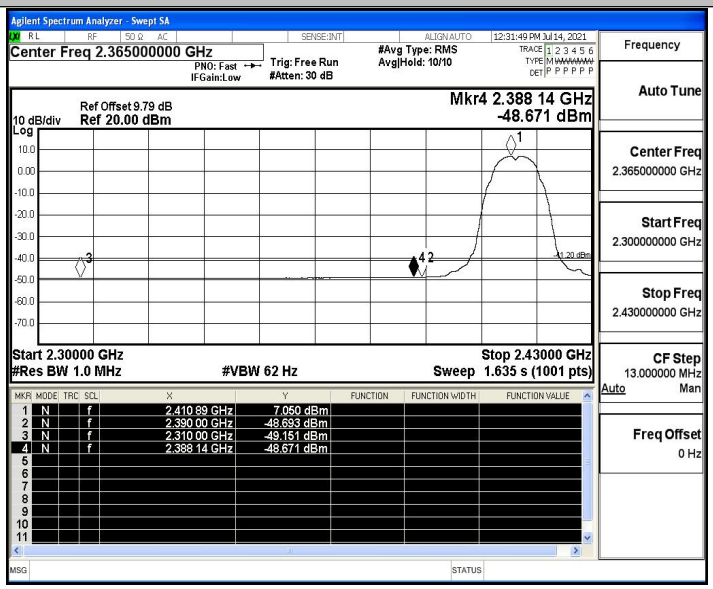

11B_Ant1_Low_2412_Peak

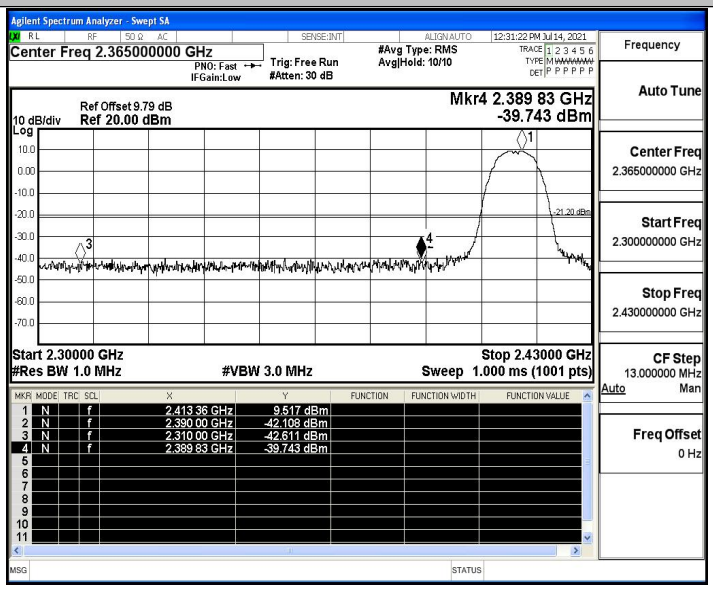

11B_Ant1_High_2462_AV

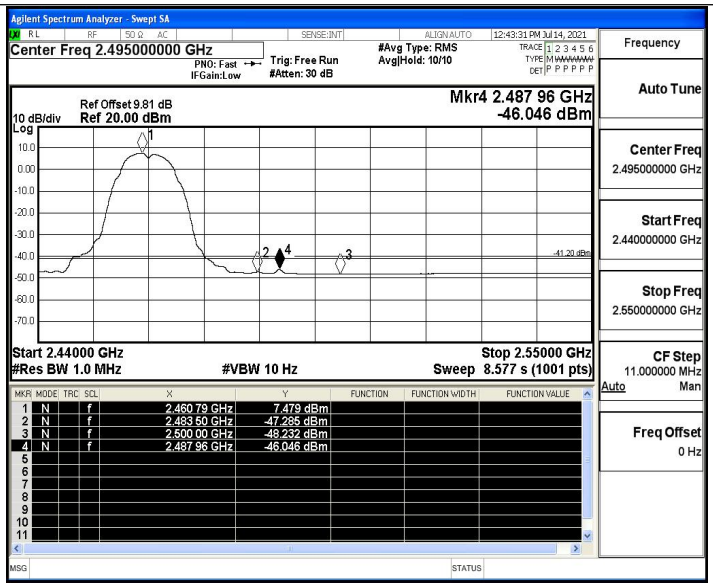

11B_Ant1_High_2462_Peak

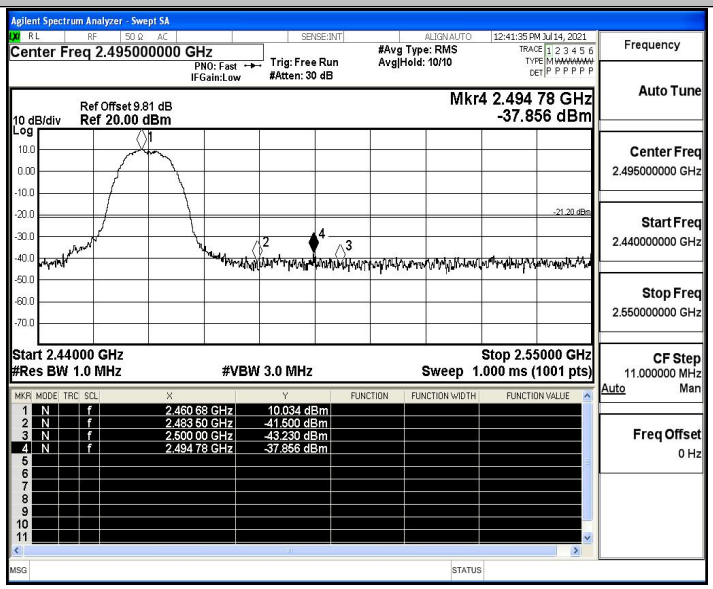

11G_Ant1_Low_2412_AV

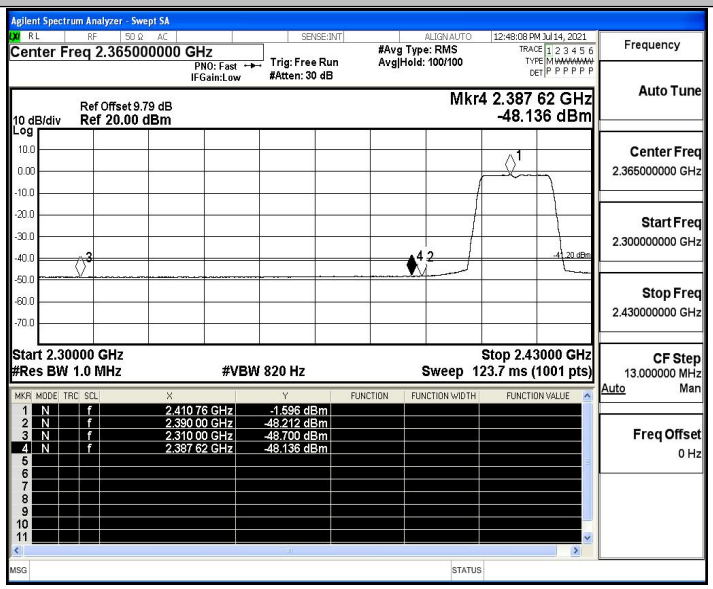

11G_Ant1_Low_2412_Peak

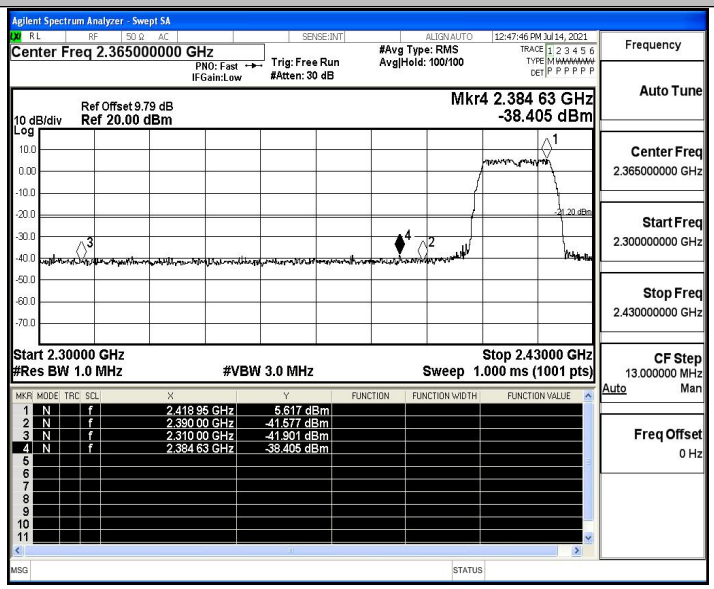

11G_Ant1_High_2462_AV

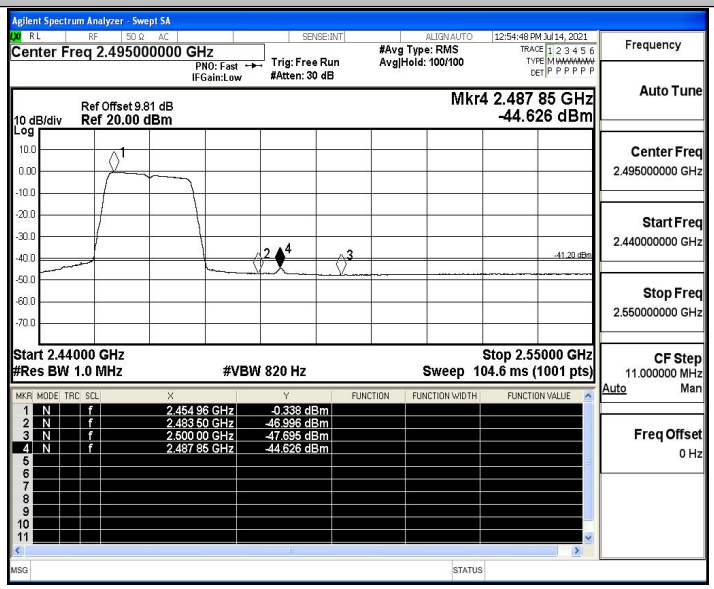

11G_Ant1_High_2462_Peak

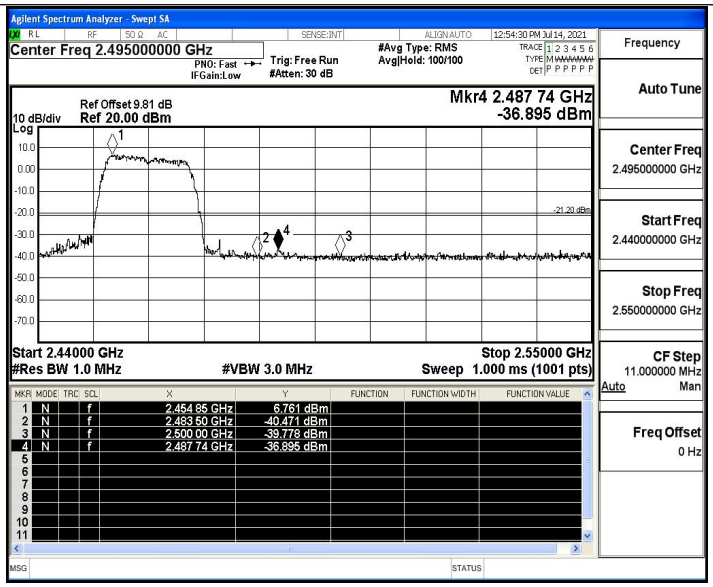

11N20SISO_Ant1_Low_2412_AV

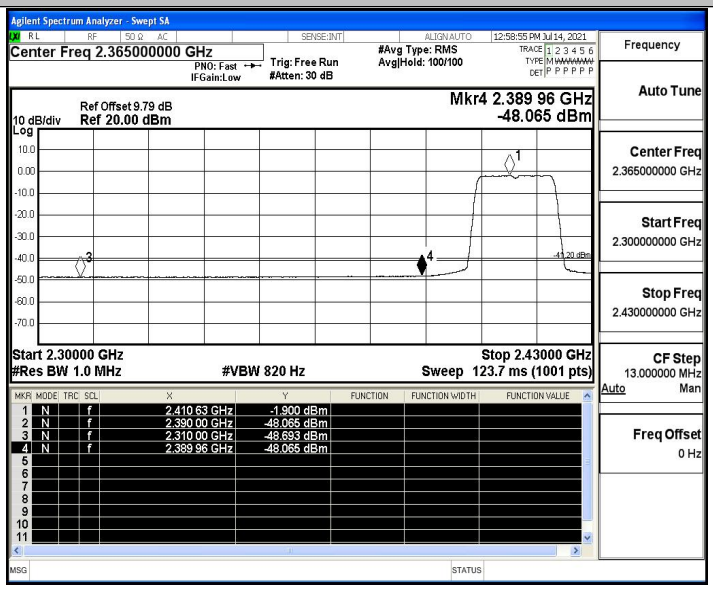

11N20SISO_Ant1_Low_2412_Peak

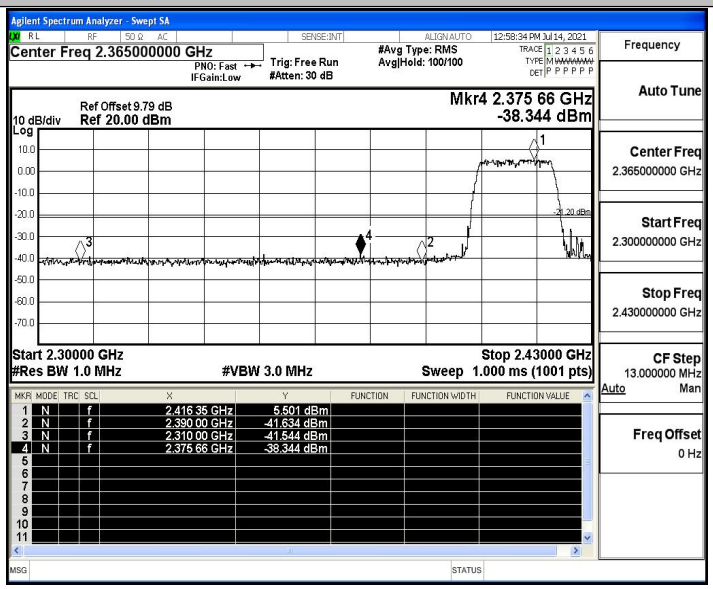

11N20SISO_Ant1_High_2462_AV

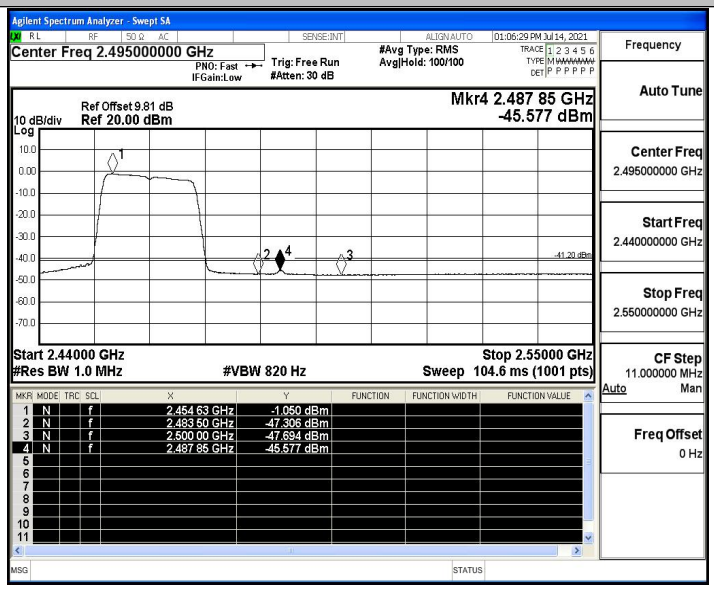

11N20SISO_Ant1_High_2462_Peak

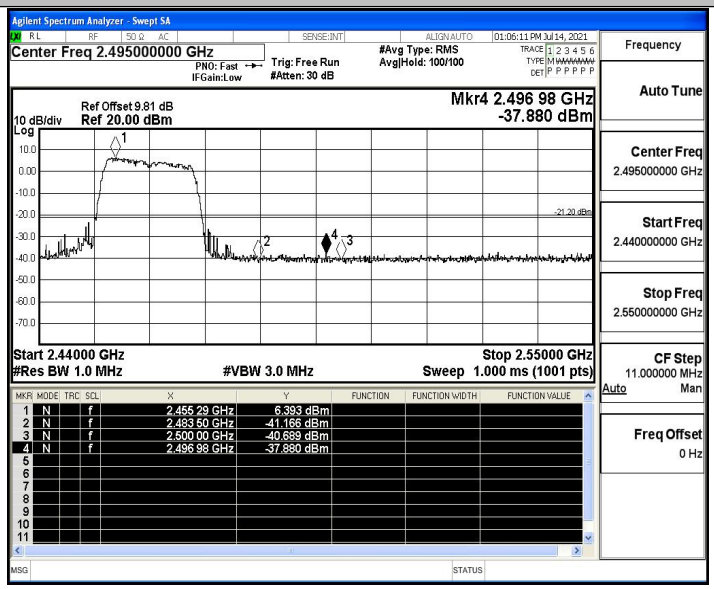

11N40SISO_Ant1_Low_2422_AV

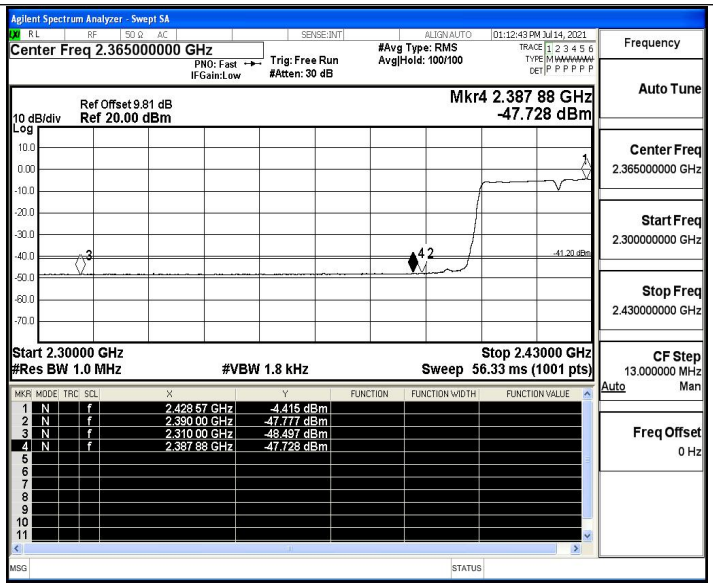

11N40SISO_Ant1_Low_2422_Peak

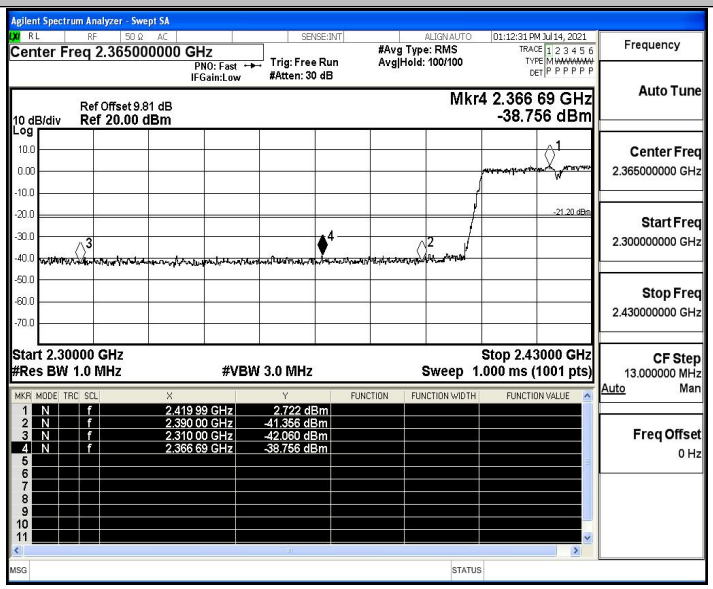

11N40SISO_Ant1_High_2452_AV

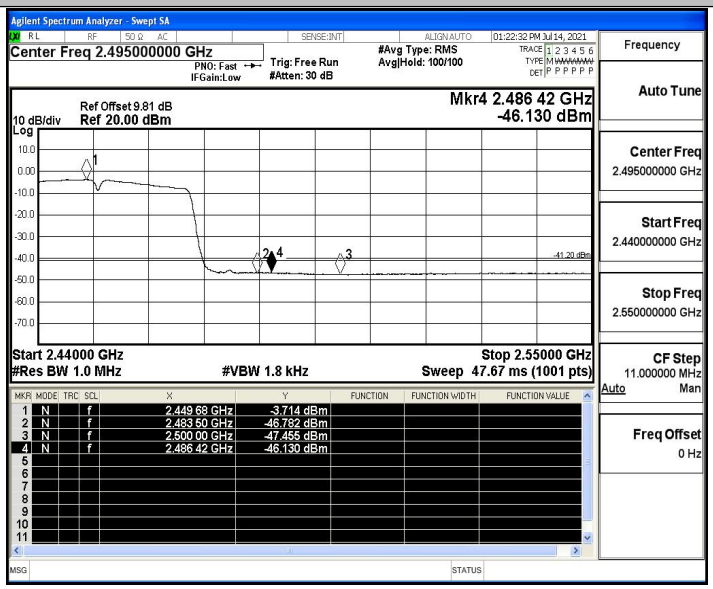
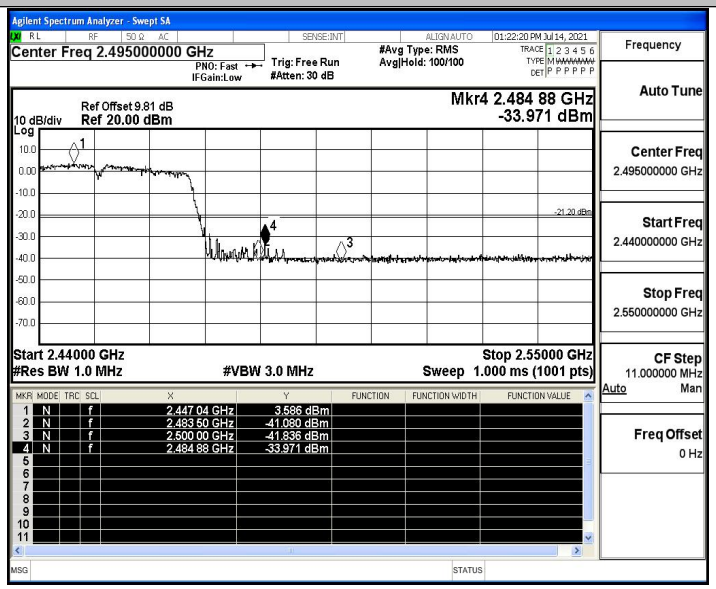
11N40SISO_Ant1_High_2452_Peak