SNOW

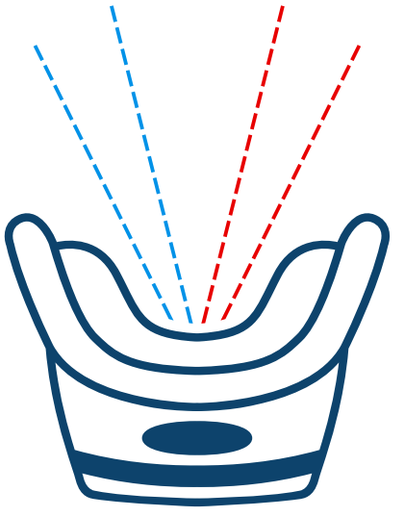

YOUR GUIDE TO WHITER TEETH

WELCOME TO THE SNOW FAMILY!

Congratulations on starting your journey
to a white, brighter smile!

Here at SNOW, we only use
GOOD-FOR-YOU INGREDIENTS

Enjoy unmatched results with our
proprietary system.

By ordering this kit, you just dontated
to help save a child's smile. Thank you.

REAL CUSTOMERS. REAL RESULTS

WANT FREE SNOW?

Share photos of you using SNOW with the hashtag #snowteethwhitening

Email your before & after photos to win:
results@trysnow.com

@snowteethwhitening

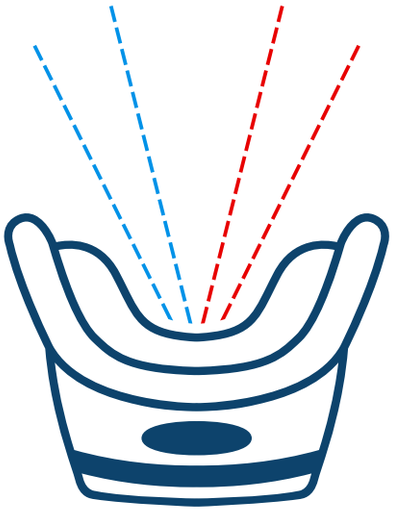

1 x Wireless Charging
Dual LED Activating Mouthpiece

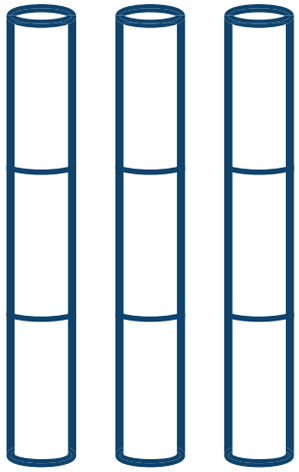

3 x Whitening Wands

1 x Desensitizing Wand

1 x Maximum Strength Whitening Wand

1 x SNOW Lip Treatment

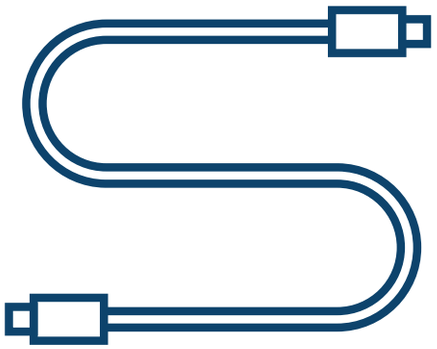

1 x USB Charging Cable

ACTIVATE YOUR WARRANTY

Every system comes with a 5-year warranty. To activate your warranty, please visit the following link on your smartphone or desktop computer.

www.trysnow.com/warranty

You now have access to the industry's leading support team. Contact us at anytime with any questions or concerns: support@trysnow.com

GETTING STARTED

Congratulations on taking the first step toward a whiter, more confident smile by acquiring Snow. Before you begin to enjoy all the benefits of revolutionary teeth whitening technology in the comfort of your home, please take a few moments to carefully read the instructions in this manual.

Please READ ALL INSTRUCTIONS BEFORE USE and utilize this product only for its intended use.

WARNING: NO MODIFICATION OF THIS DEVICE IS ALLOWED

SCAN TO DOWNLOAD APP or VISIT TRYSNOW.COM/APP

Available on the App Store

ANDROID APP ON Google play

ABOUT SNOW

The world's most sophisticated smart teeth whitening system, Snow utilizes patented technology and design to accelerate your results. Experience professional-level results in the comfort of your own home. We recommend a 21-day cycle of whitening if this is your first time using Snow. Snow integrated LED technology and a proprietary formula engineered to whiten the deepest of teeth stains while helping to prevent future staining. Equipped with a self-sanitizing mechanism, each time you store your Snow mouthpiece in its dock and close the latch, 99.99% of germs and bacteria are destroyed in less than 1-minute.

Snow uses a specific wavelength for both of its blue light whitening acceleration technology and its red light gum therapy technology. Both wavelengths are not Ultra-violet (UV) and are safe to use. Snow's proprietary serum is formulated to be activated by these wavelengths to accelerate results without causing the sensitivity of other systems.

SNOW MOBILE APP

OPTIONAL, NOT REQUIRED FOR ENJOYING SNOW

1

Download the SNOW mobile app on your Android or Apple device

2

Open the app and turn on your SNOW device by connecting the charging port to an outlet

3

Choose your SNOW device in the app and connect via Bluetooth

HOW TO USE

BRUSH YOUR TEETH

We recommend brushing your teeth before each whitening session to remove any residue that may conflict with our whitening serum.

APPLY ANTI-AGING LIP TREATMENT

Apply a thin layer of our anti-aging lip treatment to your lips to keep them moisturized during your whitening session.

APPLY WHITENING SERUM

Remove the cap from the whitening wand of your choice and twist the bottom of the wand to dispense and apply a layer of whitening serum to the teeth you would like to whiten.

Note: you may have to twist the whitening wand (you will hear a slight clicking sound) to get enough serum to dispense the first time you use it

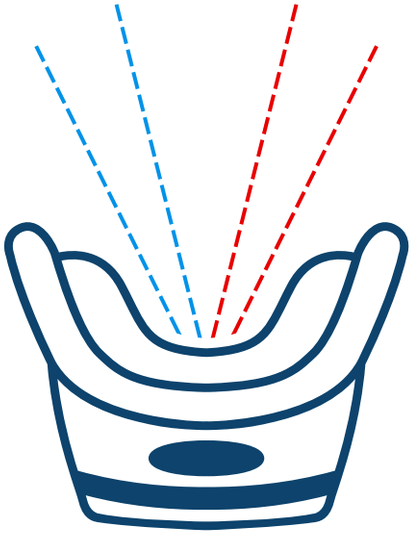

INSERT MOUTHPIECE & WHITEN FOR 10-30 MINUTES

Once you have applied a layer of whitening serum to your teeth and optionally applied the lip treatment to your lips, you can use the app to customize your whitening session to your liking. You may also leave the default settings on and turn on your activating light.

Note: If you prefer to turn off the red light gum therapy functionality, you can do so within the Snow mobile app.

OPTIONAL DESENSITIZING SERUM

Each system comes with a desensitizing serum wand for those who have very sensitive teeth. The activating mouthpiece is not required for this step and a layer of blue serum should be applied before and/or after each whitening session on clean teeth to absorb for 5-minutes, then washed away with warm water.

USING SNOW WITHOUT THE APP

- Remove the cap from your choice of teeth whitening wands and apply a layer of serum to your teeth.

- Simply shake the LED mouthpiece

- Place the mouthpiece in your mouth for 10-30 minutes to complete your whitening session. The device will calibrate itself whilst you use it, creating a customized session just for you.

- Wash the mouthpiece to remove any serum and drool. Air dry or pat with towel, then store the mouthpiece in its charging dock and close the lid to activate the self-sanitation utility.

- If you want to whiten for longer time than the device allocates for your session, simply apply a fresh layer of whitening serum to your teeth and shake the mouthpiece to activate another session.

SNOW
TEETH WHITENING

TIPS FOR SUCCESS

Be patient with your results.

Whiten for 21-days straight and avoid staining liquids and foods, like coffee, berries, and wine. You can even try whitening 2-times per day if you want even faster results.

You only need the activating light on for the first 3-5 minutes of each session.

You can unplug it and just keep the mouthpiece in after that if you want.

The gold colored wand

has maximum strength serum in it, so use that first for faster results.

You can whiten for longer than 10-15 minutes.

The longer you whiten, say 30 minutes, the faster you will see results. Make sure you brush before whitening so the serum does a better job on your teeth!

Share your results

Take a photo before and after your 21-day whitening results and share on social media by using #snowteethwhitening to win products like whitening refills
and trips.

If you experience sensitivity or anything out of the ordinary, it will pass.

Just be patient & take a break from whitening for a couple days until you feel up to it.

WARRANTY TERMS & CONDITIONS REGISTER WARRANTY

To activate your 1-Year Limited Warranty and 5-Year Quality Guarantee, register through the SNOW app or online at www.trysnow.com/warranty.

1-YEAR LIMITED WARRANTY

SNOW warrants this device for a period of ONE (1) YEAR after the original date of purchase against defects due to faulty workmanship or materials arising from Normal Use of the device.

The warranty covers working parts that affect the function of the device. It does NOT cover cosmetic deterioration caused by fair wear and tear, or damage caused by accident, misuse or neglect. Any attempt to open or take apart the device (or its accessories) will void the warranty. If you discover a defect and notify SNOW during the warranty period, SNOW will, at its discretion, replace the device free of charge.

Claims under warranty must be supported by reasonable evidence that the date of the claim is within the warranty period. To validate your warranty, please keep your original purchase receipt together with these warranty conditions for the duration of the warranty period. The barcode located on the box guarantees the authenticity of the device. To claim your warranty, you must email support@trysnow.com for assistance. Shipping costs are non-refundable. This undertaking is in addition to your statutory rights as a consumer and does not affect those rights in any way.

5-YEAR QUALITY GUARANTEE

As a continuation of the terms of SNOW's ONE (1) Year Limited Warranty, SNOW's FIVE (5) Year Quality Guarantee makes owners eligible to purchase a new device from www.trysnow.com for 50% of the listed price.

INFORMATION

Disposal of old electronic equipment (applicable in the EU and other European countries with separate waste collection systems.)

The crossed-out dustbin symbol indicates that this device should not be treated as household waste, but rather be brought to the appropriate collection point for recycling of electrical and electronic equipment. By ensuring this device is disposed of correctly, you will help prevent the potential negative consequences for the environment and human health which could be caused by inappropriate wast handling of the product. The recycling of materials will also help conserve natural resources.

For more information about the recycling of your device, please contact your local household waste disposal service or your place of purchase.

Disclaimer: Users of this device do so at their own risk. Neither SNOW nor its retailers assume any responsibility or liability for any injuries or damages, physical or otherwise, resulting, directly or indirectly, from the use of this device. Further, SNOW reserves the right to revise this publication and to make changes from time to time in the contents thereof without obligation to notify any person of such revision or changes.

Any Changes or modifications not expressly approved by the party responsible for compliance could void the user's authority to operate the equipment.

FCC Statement

1. This device complies with Part 15 of the FCC Rules. Operation is subject to the following two conditions:
(1) This device may not cause harmful interference.
(2) This device must accept any interference received, including interference that may cause undesired operation.

Note: The grantee is not responsible for any changes or modifications not expressly approved by the party responsible for compliance. Such modifications could void the user's authority to operate the equipment.

NOTE: This equipment has been tested and found to comply with the limits for a Class B digital device, pursuant to part 15 of the FCC Rules. These limits are designed to provide reasonable protection against harmful interference in a residential installation. This equipment generates uses and can radiate radio frequency energy and, if not installed and used in accordance with the instructions, may cause harmful interference to radio communications. However, there is no guarantee that interference will not occur in a particular installation. If this equipment does cause harmful interference to radio or television reception, which can be determined by turning the equipment off and on, the user is encouraged to try to correct the interference by one or more of the following measures:

- Reorient or relocate the receiving antenna.
- Increase the separation between the equipment and receiver.
-Connect the equipment into an outlet on a circuit different from that to which the receiver is connected.
-Consult the dealer or an experienced radio/TV technician for help.

RF Exposure Statement

This equipment complies with FCC RF radiation exposure limits set forth for an uncontrolled environment.

IC Statement

This device complies with Industry Canada licence-exempt RSS standard(s). Operation is subject to the following two conditions:
(1) this device may not cause harmful interference, and (2) this device must accept any interference received, including interference that may cause undesired operation.

Le présent appareil est conforme aux CNR d'Industrie Canada applicables aux appareils radio exempts de licence. L'exploitation est autorisée aux deux conditions suivantes :
(1) l'appareil ne doit pas produire de brouillage, et
(2) l'utilisateur de l'appareil doit accepter tout brouillage radioélectrique subi, même si le brouillage est susceptible d'en compromettre le fonctionnement.

CE Statement

Operation temperature: 25 ℃
Max RF power level: 2mW
BLE(2402-2480MHz): 3dBm
RF exposure information: The EIRP power of the device at maximal case is below the exempt condition, 20mW specified in EN62479: 2010.
RF exposure assessment has been performed to prove that this unit will not generate the harmful EM emission above the reference level as specified in EC Council Recommendation(1999/519/EC).
CAUTION RISK OF EXPLOSION IF BATTERY IS REPLACED BY AN INCORRECT TYPE.
DISPOSE OF USED BATTERIES ACCORDING TO THE INSTRUCTIONS

Hereby, Foresold LLC. declares that the radio equipment type (SD3001M/SD3001C) is in compliance with Directive 2014/53/EU.
The full text of the EU declaration of conformity is available at the following internet address: www.trysnow.com

Notice: This device may be used in each member state in EU.

Foresold LLC

4602 E Elwood St. Suite 16 Phoenix Arizona 85040