Appendix for 15.407

Product Name:	Android TV Box
Model No.:	MW809

1. Bandwidth

1.1 Test Result

Test Mode	Frequency (MHz)	TX Type	ANT No.	Emission Bandwidth		Verdict
				Test Result (MHz)	Limits (MHz)	
802.11a	5745	SISO	1	16.503	≥0.5	PASS
	5785	SISO	1	16.441	≥0.5	PASS
	5825	SISO	1	16.462	≥0.5	PASS
802.11n(HT20)	5745	SISO	1	17.668	≥0.5	PASS
	5785	SISO	1	17.638	≥0.5	PASS
	5825	SISO	1	17.325	≥0.5	PASS
802.11n(HT40)	5755	SISO	1	35.901	≥0.5	PASS
	5795	SISO	1	35.875	≥0.5	PASS
802.11ac(VHT20)	5745	SISO	1	17.270	≥0.5	PASS
	5785	SISO	1	17.709	≥0.5	PASS
	5825	SISO	1	17.725	≥0.5	PASS
802.11ac(VHT40)	5755	SISO	1	35.238	≥0.5	PASS
	5795	SISO	1	35.283	≥0.5	PASS
802.11ac(VHT80)	5775	SISO	1	75.115	≥0.5	PASS

Test Mode	Frequency (MHz)	TX Type	ANT No.	99% Occupied Bandwidth	
				Test Result (MHz)	
802.11a	5745	SISO	1	16.510	Only for Report Use
	5785	SISO	1	16.475	Only for Report Use
	5825	SISO	1	16.446	Only for Report Use
802.11n(HT20)	5745	SISO	1	17.669	Only for Report Use
	5785	SISO	1	17.667	Only for Report Use
	5825	SISO	1	17.572	Only for Report Use
802.11n(HT40)	5755	SISO	1	36.498	Only for Report Use
	5795	SISO	1	36.593	Only for Report Use
802.11ac(VHT20)	5745	SISO	1	17.637	Only for Report Use
	5785	SISO	1	17.682	Only for Report Use
	5825	SISO	1	17.658	Only for Report Use
802.11ac(VHT40)	5755	SISO	1	36.269	Only for Report Use
	5795	SISO	1	36.213	Only for Report Use
802.11ac(VHT80)	5775	SISO	1	74.692	Only for Report Use

1.2 Test Graph - Emission Bandwidth

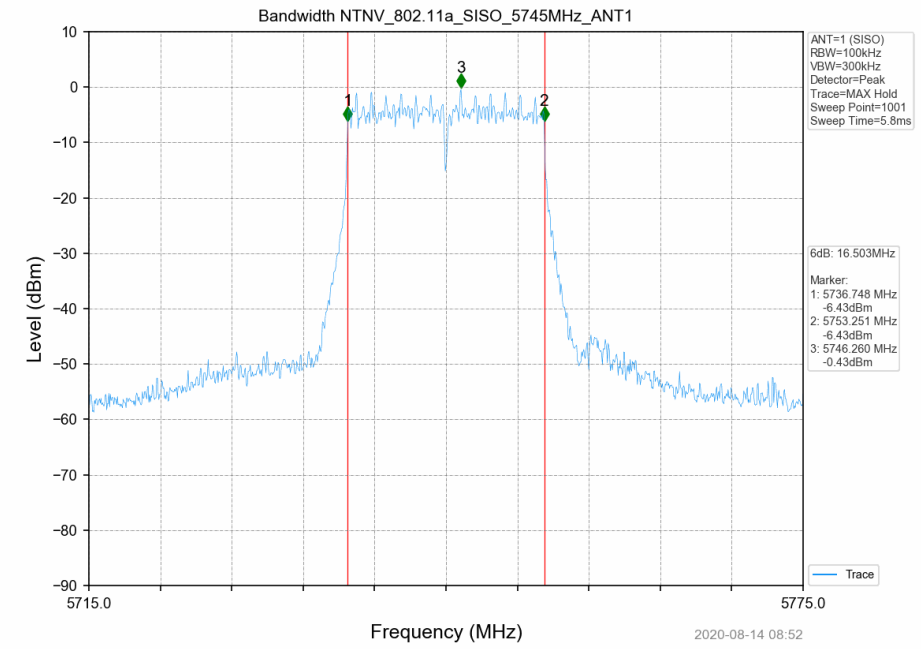
Bandwidth NTNV_802.11a_SISO_5745MHz_ANT1
ANT=1 (SISO)
RBW=100kHz
VBW=300kHz
Detector=Peak
Trace=MAX Hold
Sweep Point=1001
Sweep Time=5.8ms
6dB: 16.503MHz
Marker:
1: 5736.748 MHz
-6.43dBm
2: 5753.251 MHz
-6.43dBm
3: 5746.260 MHz
-0.43dBm
Trace
Level (dBm)
Frequency (MHz)
5715.0
5775.0
2020-08-14 08:52

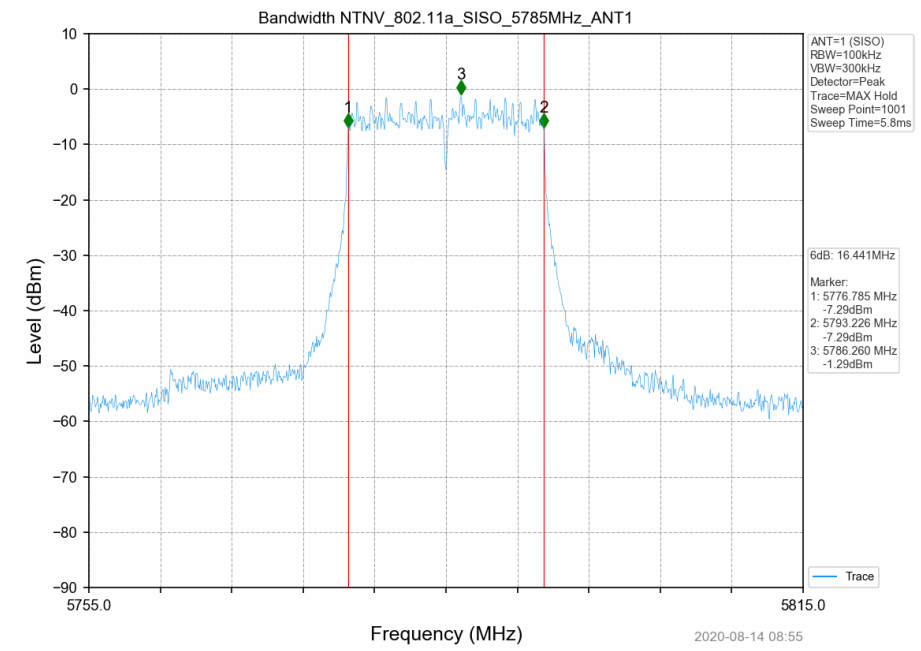
Bandwidth NTNV_802.11a_SISO_5785MHz_ANT1
ANT=1 (SISO)
RBW=100kHz
VBW=300kHz
Detector=Peak
Trace=MAX Hold
Sweep Point=1001
Sweep Time=5.8ms
6dB: 16.441MHz
Marker:
1: 5776.785 MHz
-7.29dBm
2: 5793.226 MHz
-7.29dBm
3: 5786.260 MHz
-1.29dBm
Trace
Level (dBm)
Frequency (MHz)
5755.0
5815.0
2020-08-14 08:55

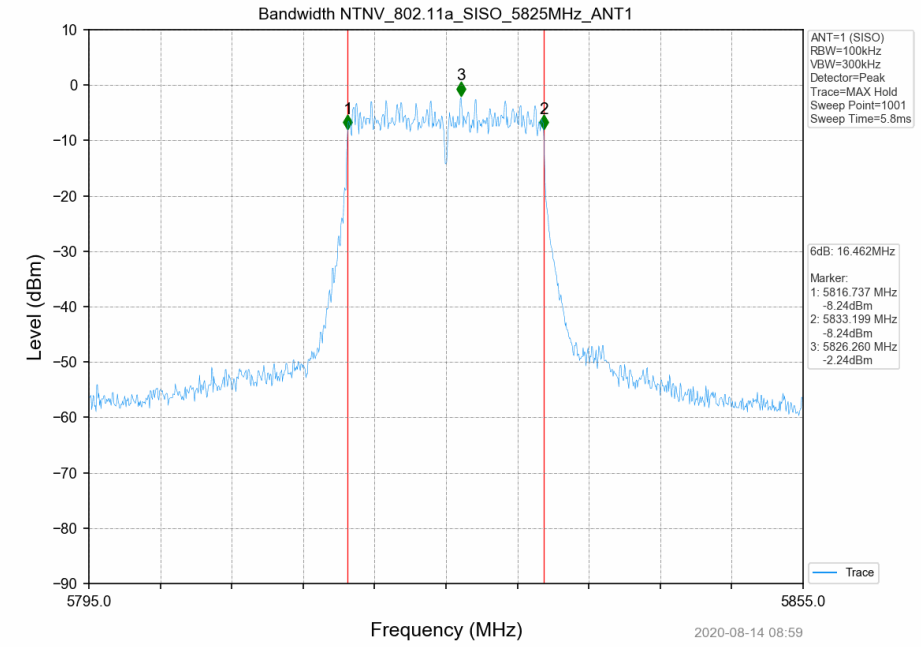
Bandwidth NTNV_802.11a_SISO_5825MHz_ANT1
ANT=1 (SISO)
RBW=100kHz
VBW=300kHz
Detector=Peak
Trace=MAX Hold
Sweep Point=1001
Sweep Time=5.8ms
6dB: 16.462MHz
Marker:
1: 5816.737 MHz
-8.24dBm
2: 5833.199 MHz
-8.24dBm
3: 5826.260 MHz
-2.24dBm
Trace
Level (dBm)
Frequency (MHz)
5795.0
5855.0
2020-08-14 08:59

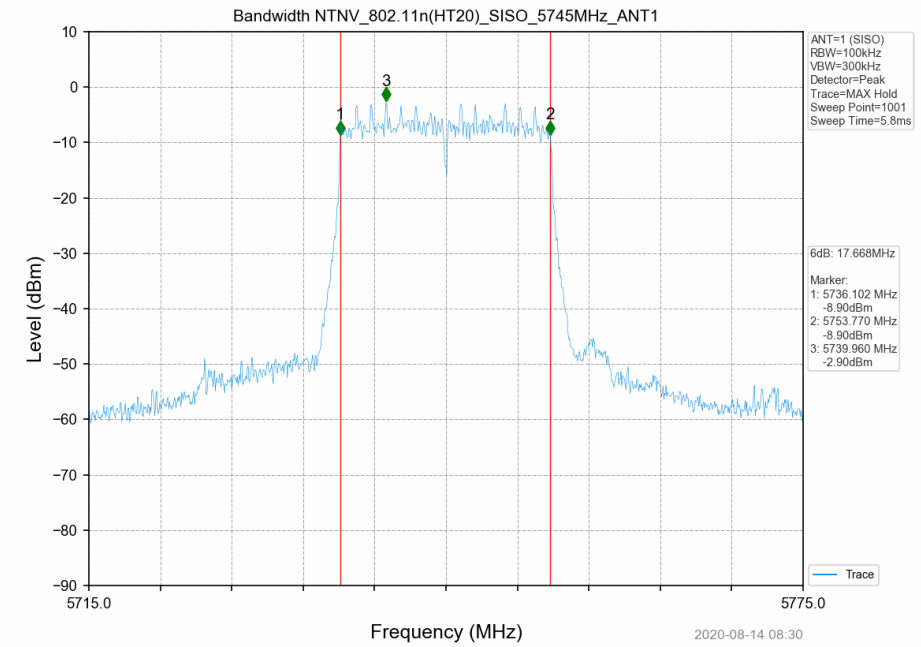
Bandwidth NTNV_802.11n(HT20)_SISO_5745MHz_ANT1
ANT=1 (SISO)
RBW=100kHz
VBW=300kHz
Detector=Peak
Trace=MAX Hold
Sweep Point=1001
Sweep Time=5.8ms
6dB: 17.668MHz
Marker:
1: 5736.102 MHz
-8.90dBm
2: 5753.770 MHz
-8.90dBm
3: 5739.960 MHz
-2.90dBm
Trace
Level (dBm)
Frequency (MHz)
5715.0
5775.0
2020-08-14 08:30

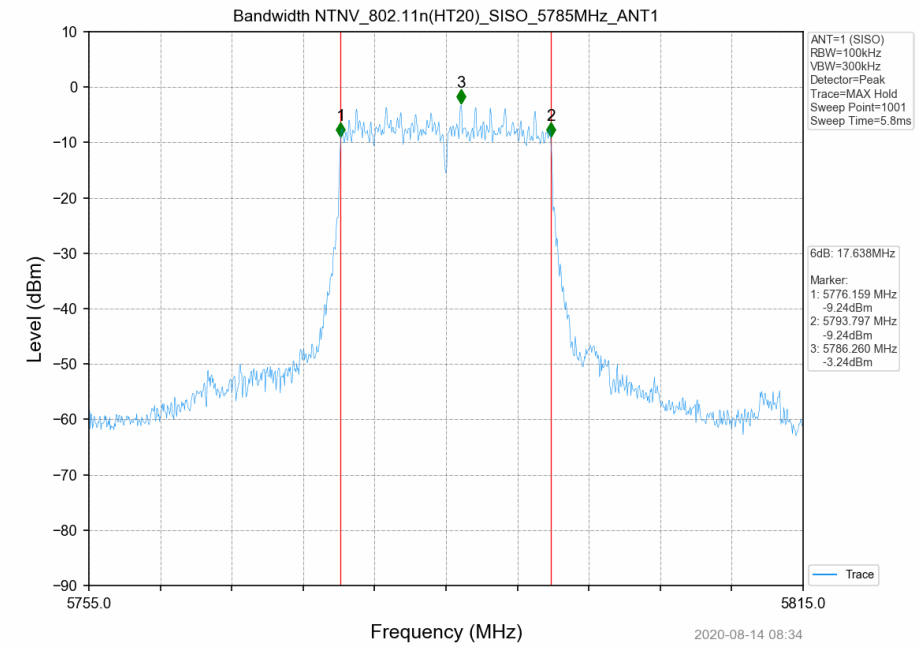
Bandwidth NTNV_802.11n(HT20)_SISO_5785MHz_ANT1
ANT=1 (SISO)
RBW=100kHz
VBW=300kHz
Detector=Peak
Trace=MAX Hold
Sweep Point=1001
Sweep Time=5.8ms
6dB: 17.638MHz
Marker:
1: 5776.159 MHz
-9.24dBm
2: 5793.797 MHz
-9.24dBm
3: 5786.260 MHz
-3.24dBm
Trace
Level (dBm)
Frequency (MHz)
5755.0
5815.0
2020-08-14 08:34

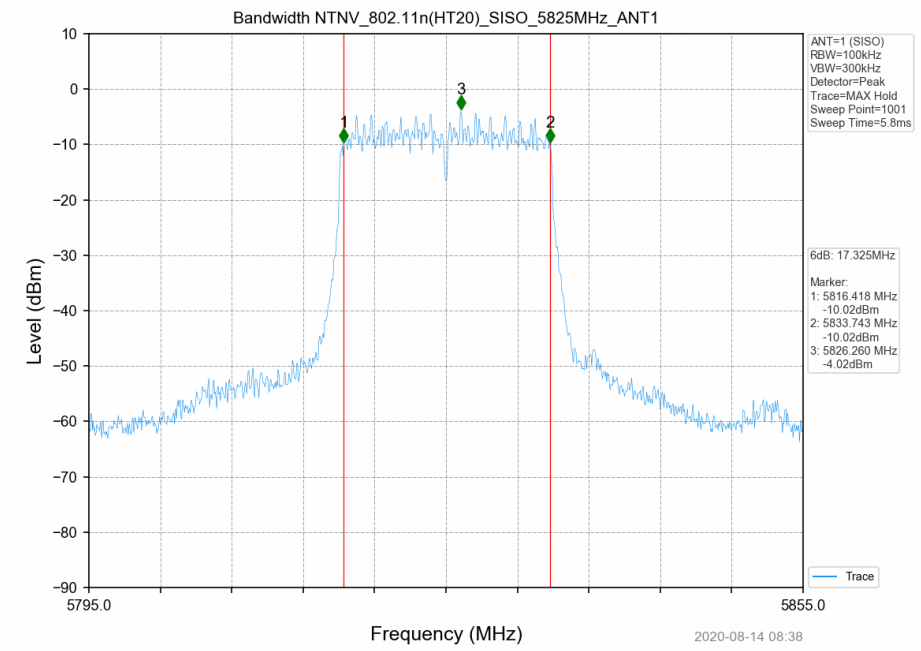
Bandwidth NTNV_802.11n(HT20)_SISO_5825MHz_ANT1
ANT=1 (SISO)
RBW=100kHz
VBW=300kHz
Detector=Peak
Trace=MAX Hold
Sweep Point=1001
Sweep Time=5.8ms
6dB: 17.325MHz
Marker:
1: 5816.418 MHz
-10.02dBm
2: 5833.743 MHz
-10.02dBm
3: 5826.260 MHz
-4.02dBm
Trace
Level (dBm)
Frequency (MHz)
5795.0
5855.0
2020-08-14 08:38

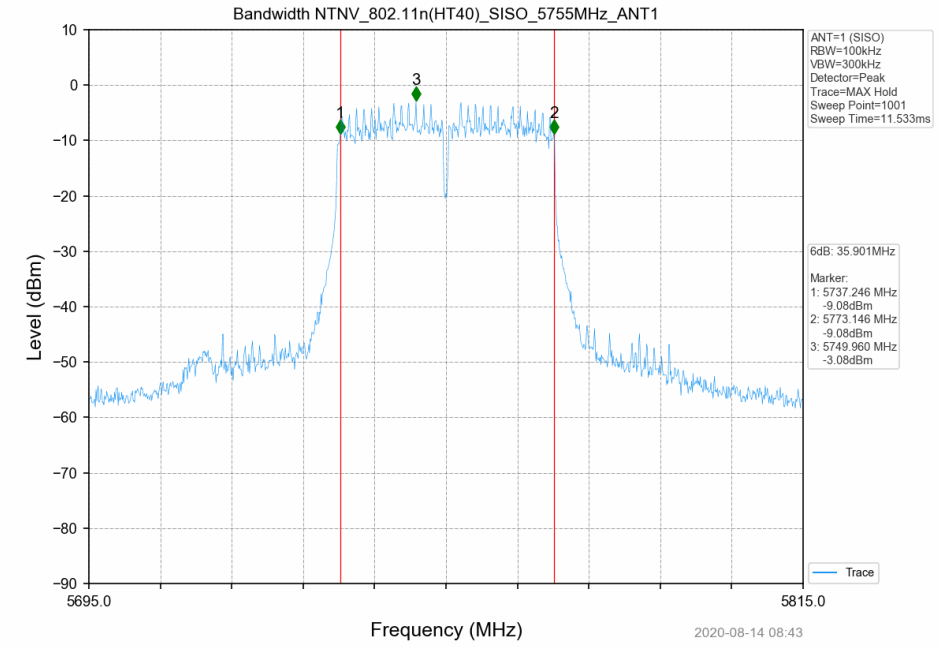
Bandwidth NTNV_802.11n(HT40)_SISO_5755MHz_ANT1
ANT=1 (SISO)
RBW=100kHz
VBW=300kHz
Detector=Peak
Trace=MAX Hold
Sweep Point=1001
Sweep Time=11.533ms
6dB: 35.901MHz
Marker:
1: 5737.246 MHz
-9.08dBm
2: 5773.146 MHz
-9.08dBm
3: 5749.960 MHz
-3.08dBm
Trace
Level (dBm)
Frequency (MHz)
5695.0
5815.0
2020-08-14 08:43

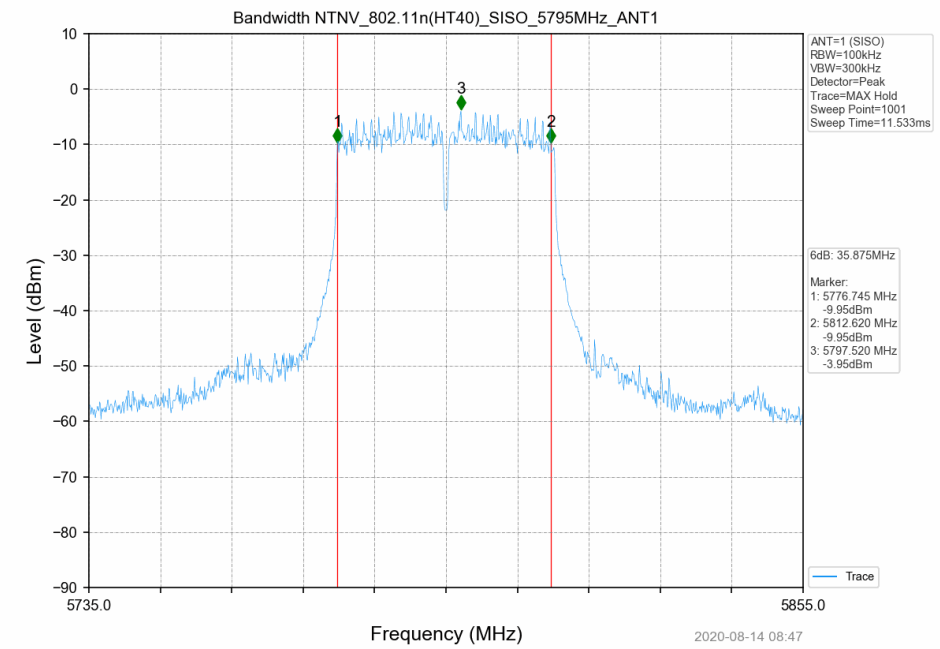
Bandwidth NTNV_802.11n(HT40)_SISO_5795MHz_ANT1
ANT=1 (SISO)
RBW=100kHz
VBW=300kHz
Detector=Peak
Trace=MAX Hold
Sweep Point=1001
Sweep Time=11.533ms
6dB: 35.875MHz
Marker:
1: 5776.745 MHz
-9.95dBm
2: 5812.620 MHz
-9.95dBm
3: 5797.520 MHz
-3.95dBm
Trace
Level (dBm)
Frequency (MHz)
5735.0
5855.0
2020-08-14 08:47

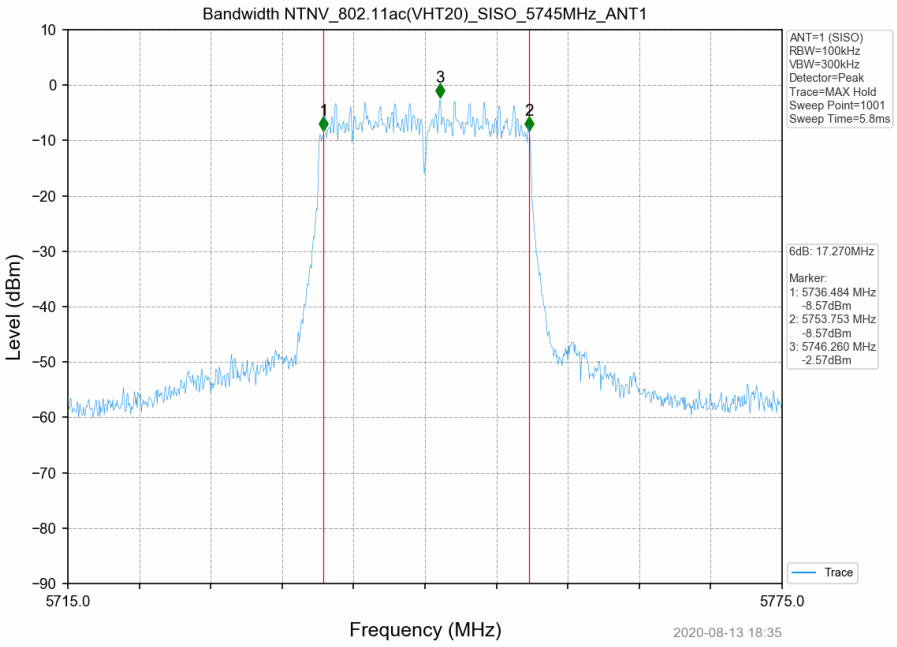
Bandwidth NTNV_802.11ac(VHT20)_SISO_5745MHz_ANT1
ANT=1 (SISO)
RBW=100kHz
VBW=300kHz
Detector=Peak
Trace=MAX Hold
Sweep Point=1001
Sweep Time=5.8ms
6dB: 17.270MHz
Marker:
1: 5736.484 MHz
-8.57dBm
2: 5753.753 MHz
-8.57dBm
3: 5746.260 MHz
-2.57dBm
Trace
Level (dBm)
Frequency (MHz)
5715.0
5775.0
2020-08-13 18:35

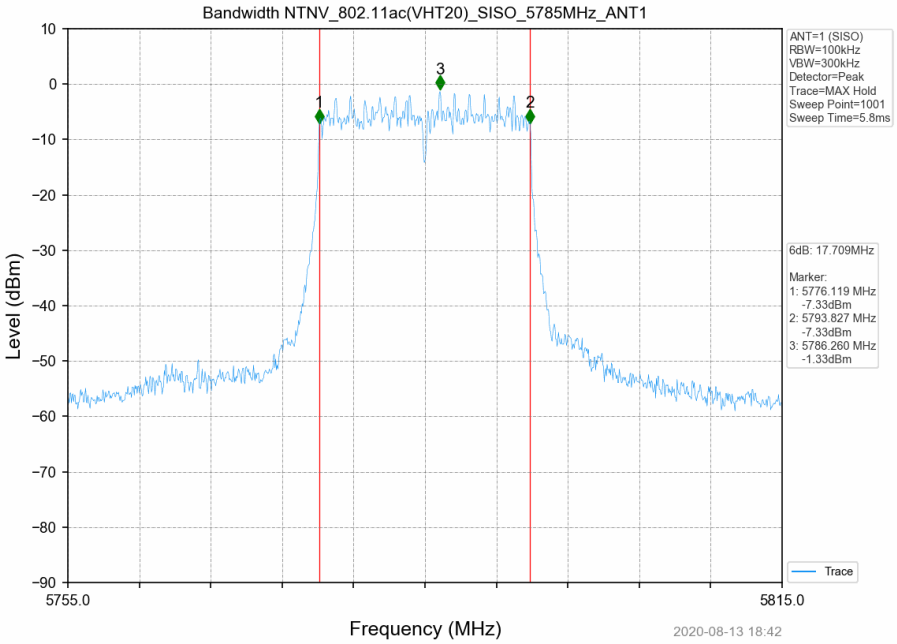
Bandwidth NTNV_802.11ac(VHT20)_SISO_5785MHz_ANT1
ANT=1 (SISO)
RBW=100kHz
VBW=300kHz
Detector=Peak
Trace=MAX Hold
Sweep Point=1001
Sweep Time=5.8ms
6dB: 17.709MHz
Marker:
1: 5776.119 MHz
-7.33dBm
2: 5793.827 MHz
-7.33dBm
3: 5786.260 MHz
-1.33dBm
Trace
Level (dBm)
Frequency (MHz)
5755.0
5815.0
2020-08-13 18:42

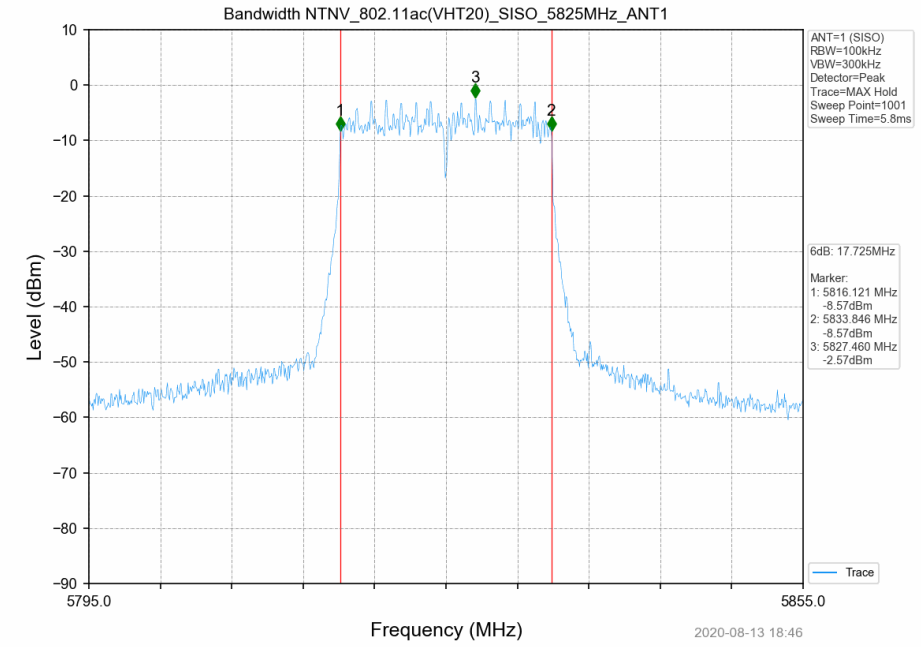
Bandwidth NTNV_802.11ac(VHT20)_SISO_5825MHz_ANT1
ANT=1 (SISO)
RBW=100kHz
VBW=300kHz
Detector=Peak
Trace=MAX Hold
Sweep Point=1001
Sweep Time=5.8ms
6dB: 17.725MHz
Marker:
1: 5816.121 MHz
-8.57dBm
2: 5833.846 MHz
-8.57dBm
3: 5827.460 MHz
-2.57dBm
Trace
Level (dBm)
Frequency (MHz)
5795.0
5855.0
2020-08-13 18:46

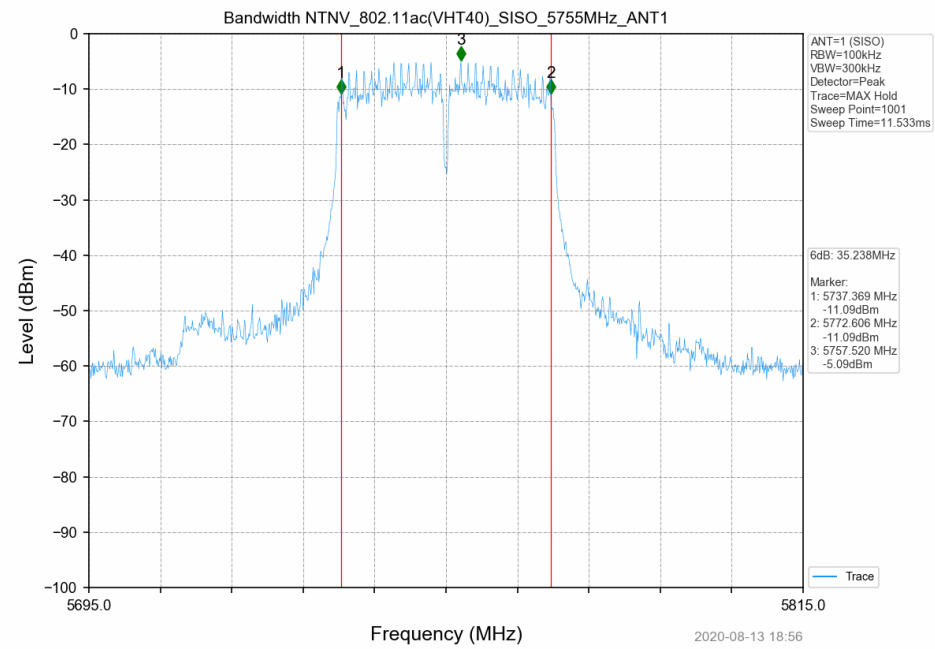
Bandwidth NTNV_802.11ac(VHT40)_SISO_5755MHz_ANT1
ANT=1 (SISO)
RBW=100kHz
VBW=300kHz
Detector=Peak
Trace=MAX Hold
Sweep Point=1001
Sweep Time=11.533ms
6dB: 35.238MHz
Marker:
1: 5737.369 MHz
-11.09dBm
2: 5772.606 MHz
-11.09dBm
3: 5757.520 MHz
-5.09dBm
Trace
Level (dBm)
Frequency (MHz)
5695.0
5815.0
2020-08-13 18:56

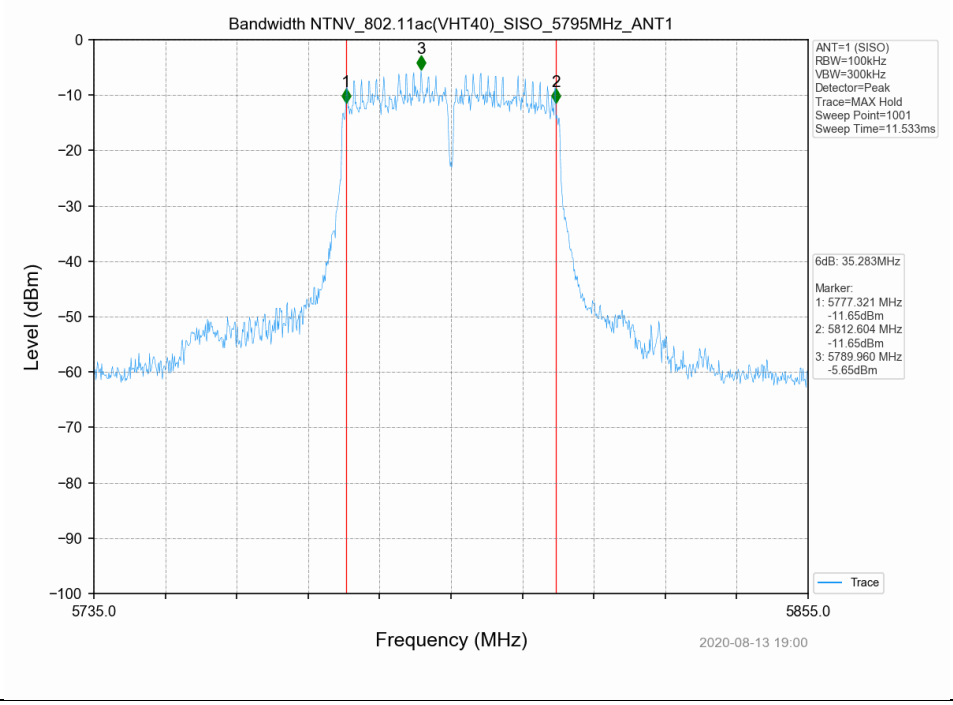
Bandwidth NTNV_802.11ac(VHT40)_SISO_5795MHz_ANT1
ANT=1 (SISO)
RBW=100kHz
VBW=300kHz
Detector=Peak
Trace=MAX Hold
Sweep Point=1001
Sweep Time=11.533ms
6dB: 35.283MHz
Marker:
1: 5777.321 MHz
-11.65dBm
2: 5812.604 MHz
-11.65dBm
3: 5789.960 MHz
-5.65dBm
Trace
Level (dBm)
Frequency (MHz)
5735.0
5855.0
2020-08-13 19:00

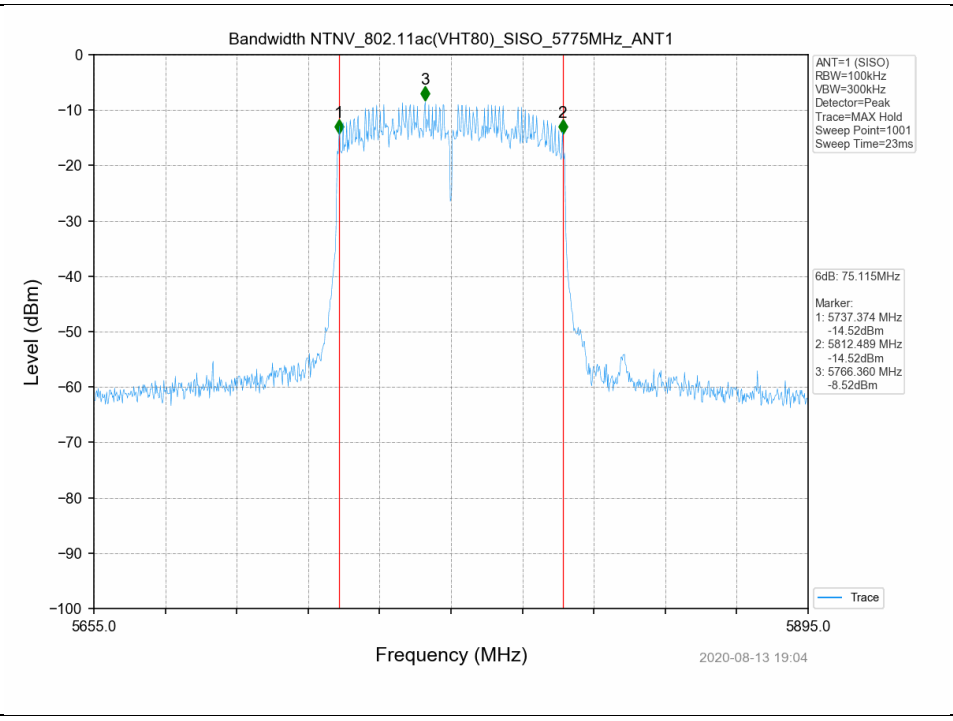
Bandwidth NTNV_802.11ac(VHT80)_SISO_5775MHz_ANT1
ANT=1 (SISO)
RBW=100kHz
VBW=300kHz
Detector=Peak
Trace=MAX Hold
Sweep Point=1001
Sweep Time=23ms
6dB: 75.115MHz
Marker:
1: 5737.374 MHz
-14.52dBm
2: 5812.489 MHz
-14.52dBm
3: 5766.360 MHz
-8.52dBm
Trace
Level (dBm)
Frequency (MHz)
5655.0
5895.0
2020-08-13 19:04

1.3 Test Graph - 99% Occupied Bandwidth

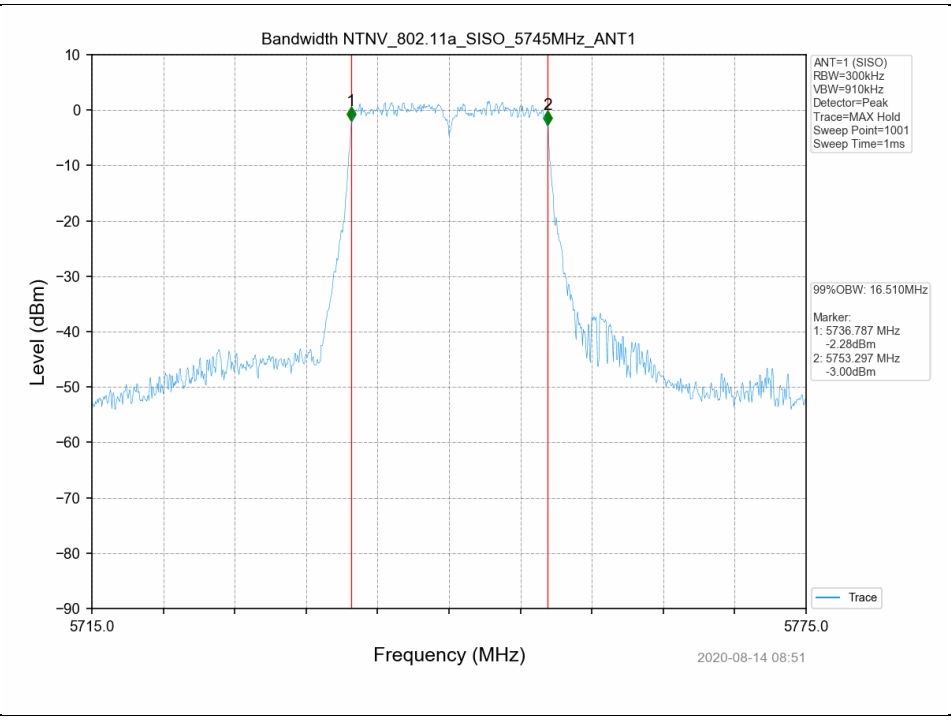

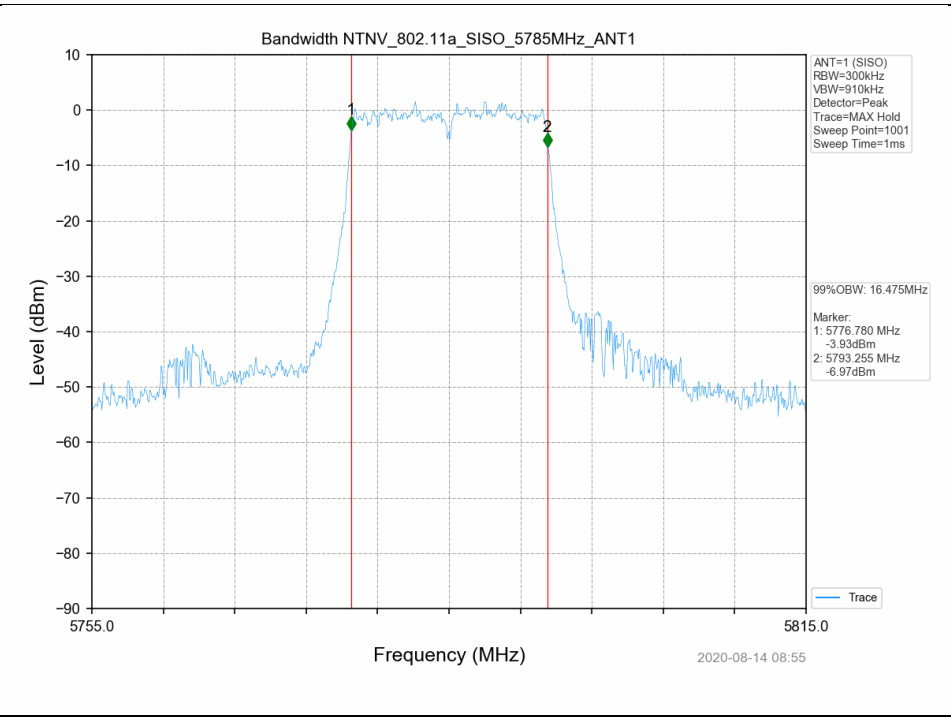

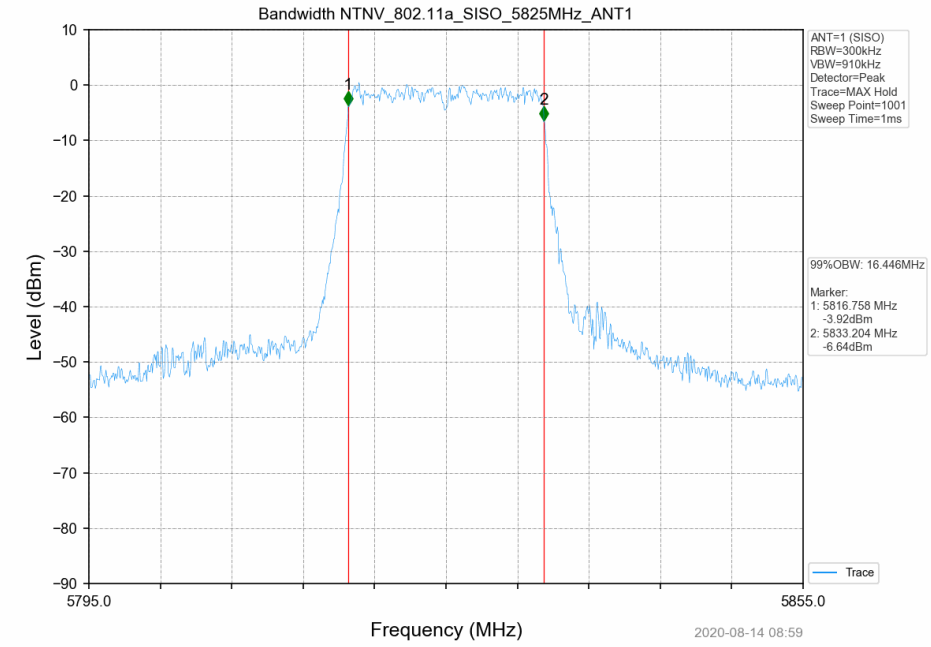
Bandwidth NTNV_802.11a_SISO_5825MHz_ANT1
ANT=1 (SISO)
RBW=300kHz
VBW=910kHz
Detector=Peak
Trace=MAX Hold
Sweep Point=1001
Sweep Time=1ms
99%OBW: 16.446MHz
Marker:
1: 5816.758 MHz
-3.92dBm
2: 5833.204 MHz
-6.64dBm
Trace
Level (dBm)
Frequency (MHz)
5795.0
5855.0
2020-08-14 08:59

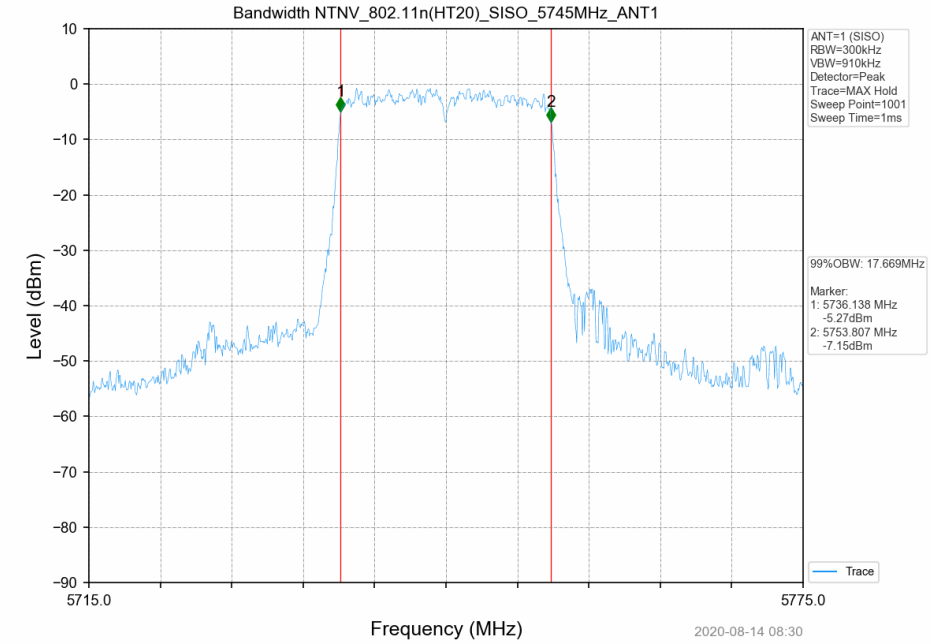
Bandwidth NTNV_802.11n(HT20)_SISO_5745MHz_ANT1
ANT=1 (SISO)
RBW=300kHz
VBW=910kHz
Detector=Peak
Trace=MAX Hold
Sweep Point=1001
Sweep Time=1ms
99%OBW: 17.669MHz
Marker:
1: 5736.138 MHz
-5.27dBm
2: 5753.807 MHz
-7.15dBm
Trace
Level (dBm)
Frequency (MHz)
5715.0
5775.0
2020-08-14 08:30

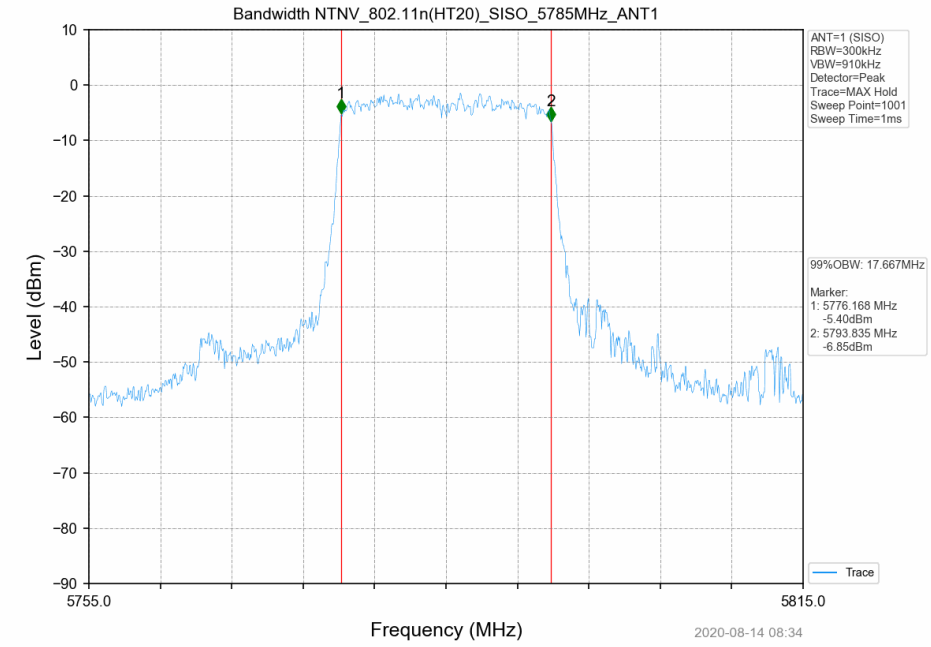
Bandwidth NTNV_802.11n(HT20)_SISO_5785MHz_ANT1
ANT=1 (SISO)
RBW=300kHz
VBW=910kHz
Detector=Peak
Trace=MAX Hold
Sweep Point=1001
Sweep Time=1ms
99%OBW: 17.667MHz
Marker:
1: 5776.168 MHz
-5.40dBm
2: 5793.835 MHz
-6.85dBm
Trace
Level (dBm)
Frequency (MHz)
5755.0
5815.0
2020-08-14 08:34

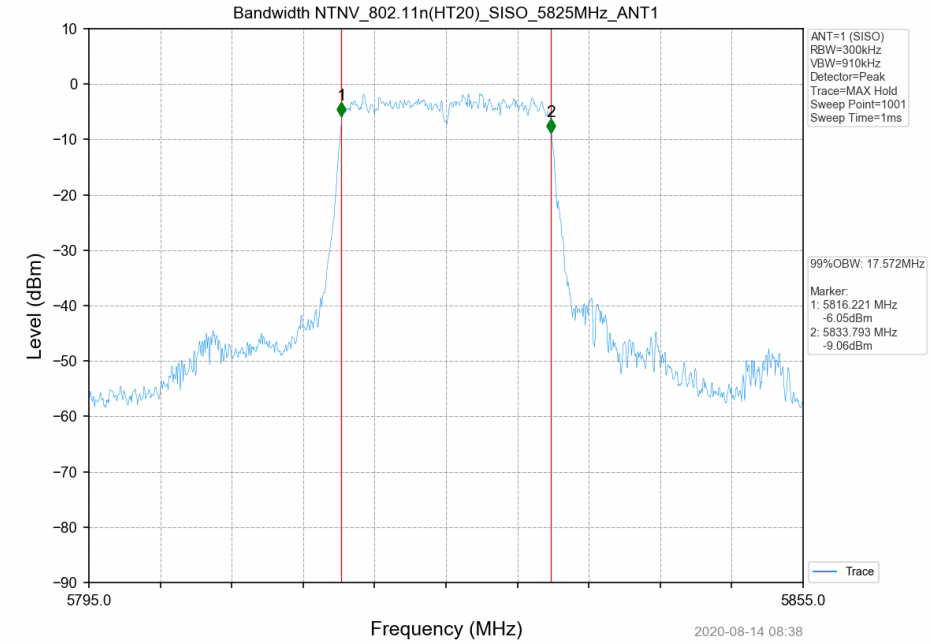
Bandwidth NTNV_802.11n(HT20)_SISO_5825MHz_ANT1
ANT=1 (SISO)
RBW=300kHz
VBW=910kHz
Detector=Peak
Trace=MAX Hold
Sweep Point=1001
Sweep Time=1ms
99%OBW: 17.572MHz
Marker:
1: 5816.221 MHz
-6.05dBm
2: 5833.793 MHz
-9.06dBm
Trace
Level (dBm)
Frequency (MHz)
5795.0
5855.0
2020-08-14 08:38

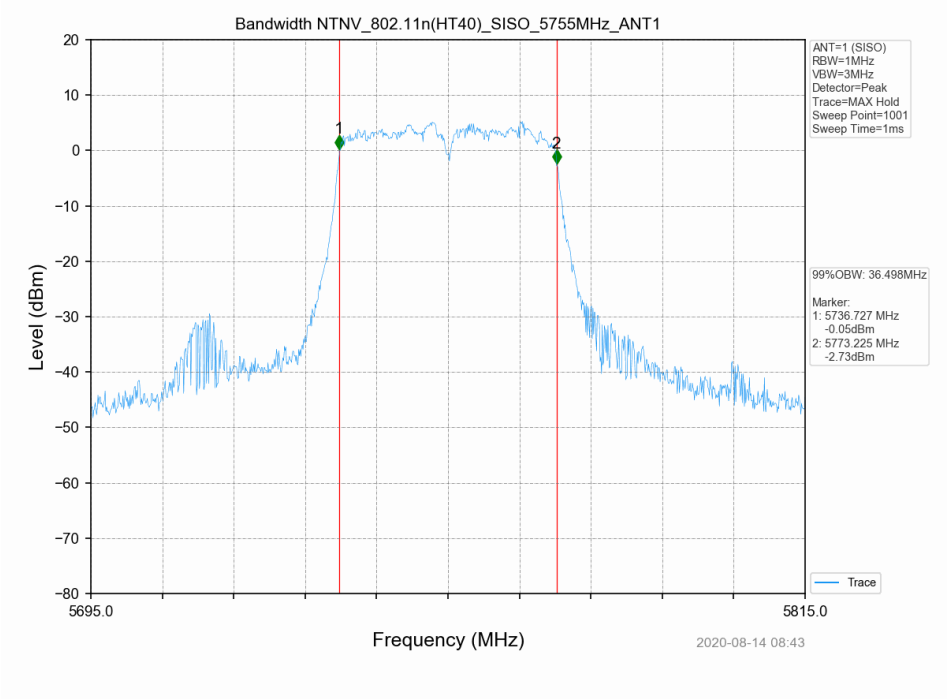
Bandwidth NTNV_802.11n(HT40)_SISO_5755MHz_ANT1
ANT=1 (SISO)
RBW=1MHz
VBW=3MHz
Detector=Peak
Trace=MAX Hold
Sweep Point=1001
Sweep Time=1ms
99%OBW: 36.498MHz
Marker:
1: 5736.727 MHz
-0.05dBm
2: 5773.225 MHz
-2.73dBm
Trace
Level (dBm)
Frequency (MHz)
5695.0
5815.0
2020-08-14 08:43

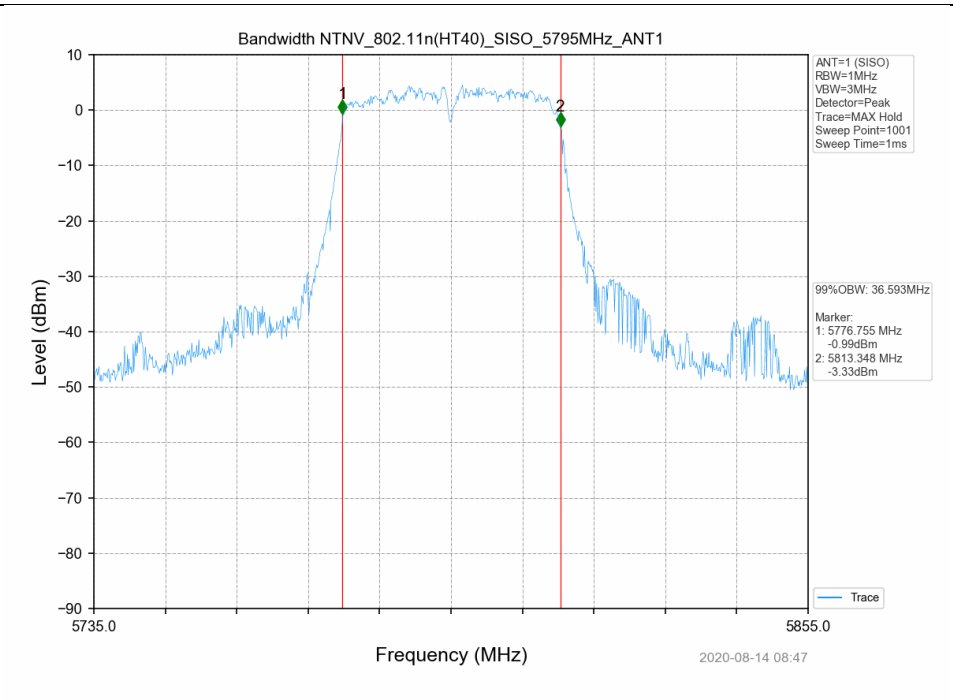
Bandwidth NTNV_802.11n(HT40)_SISO_5795MHz_ANT1
ANT=1 (SISO)
RBW=1MHz
VBW=3MHz
Detector=Peak
Trace=MAX Hold
Sweep Point=1001
Sweep Time=1ms
99%OBW: 36.593MHz
Marker:
1: 5776.755 MHz
-0.99dBm
2: 5813.348 MHz
-3.33dBm
Trace
Level (dBm)
Frequency (MHz)
5735.0
5855.0
2020-08-14 08:47

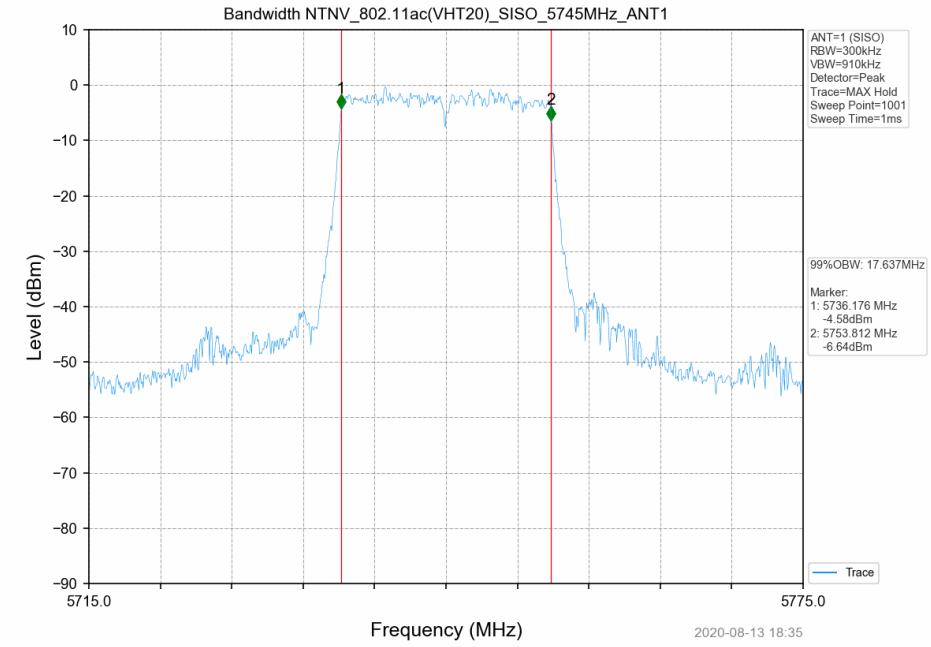
Bandwidth NTNV_802.11ac(VHT20)_SISO_5745MHz_ANT1
ANT=1 (SISO)
RBW=300kHz
VBW=910kHz
Detector=Peak
Trace=MAX Hold
Sweep Point=1001
Sweep Time=1ms
99%OBW: 17.637MHz
Marker:
1: 5736.176 MHz
-4.58dBm
2: 5753.812 MHz
-6.64dBm
Trace
Level (dBm)
Frequency (MHz)
5715.0
5775.0
2020-08-13 18:35

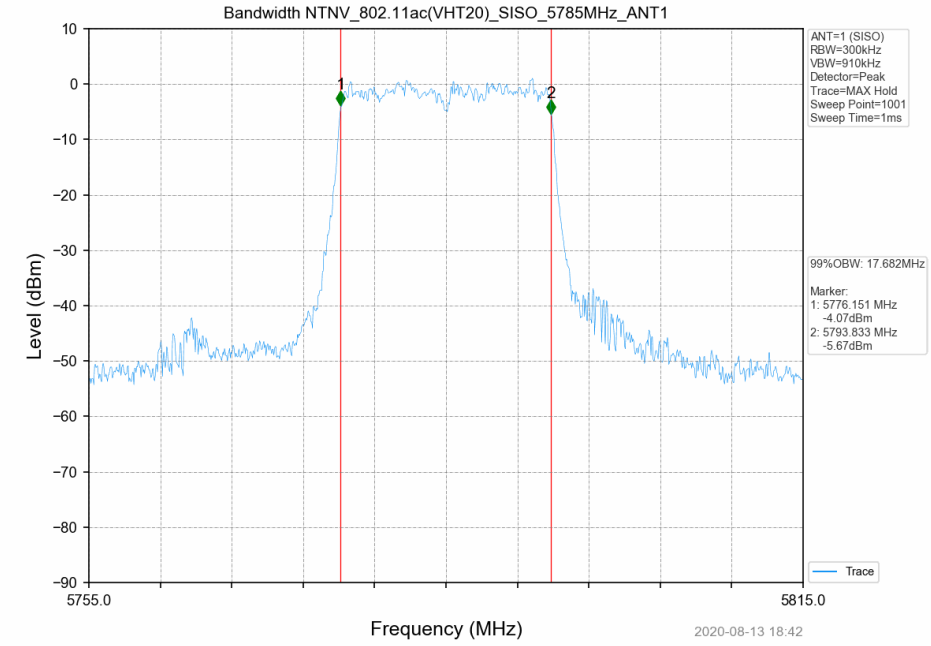
Bandwidth NTNV_802.11ac(VHT20)_SISO_5785MHz_ANT1
ANT=1 (SISO)
RBW=300kHz
VBW=910kHz
Detector=Peak
Trace=MAX Hold
Sweep Point=1001
Sweep Time=1ms
99%OBW: 17.682MHz
Marker:
1: 5776.151 MHz
-4.07dBm
2: 5793.833 MHz
-5.67dBm
Trace
Level (dBm)
Frequency (MHz)
5755.0
5815.0
2020-08-13 18:42

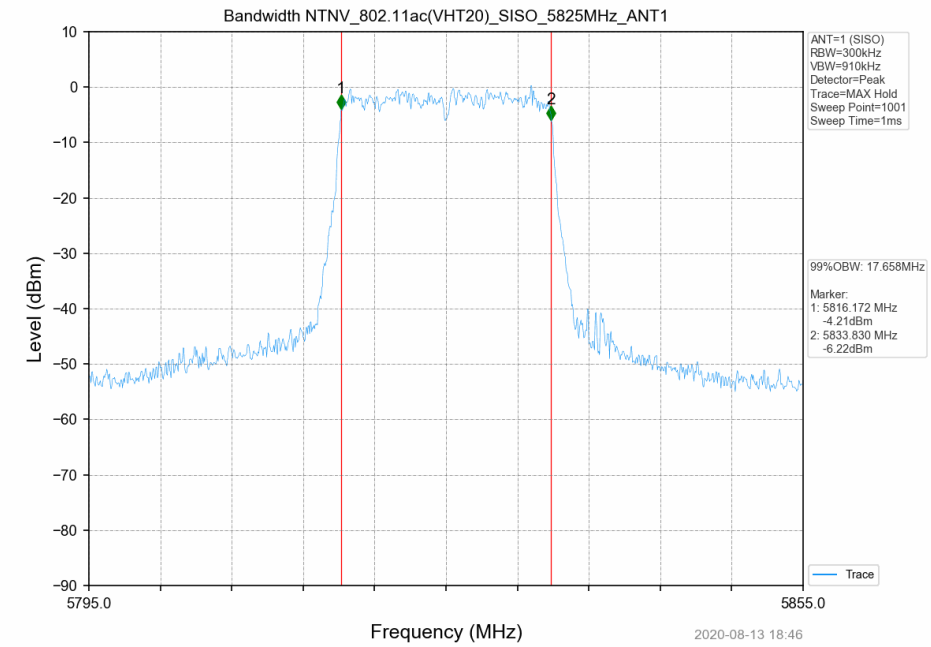
Bandwidth NTNV_802.11ac(VHT20)_SISO_5825MHz_ANT1
ANT=1 (SISO)
RBW=300kHz
VBW=910kHz
Detector=Peak
Trace=MAX Hold
Sweep Point=1001
Sweep Time=1ms
99%OBW: 17.658MHz
Marker:
1: 5816.172 MHz
-4.21dBm
2: 5833.830 MHz
-6.22dBm
Trace
Level (dBm)
Frequency (MHz)
5795.0
5855.0
2020-08-13 18:46

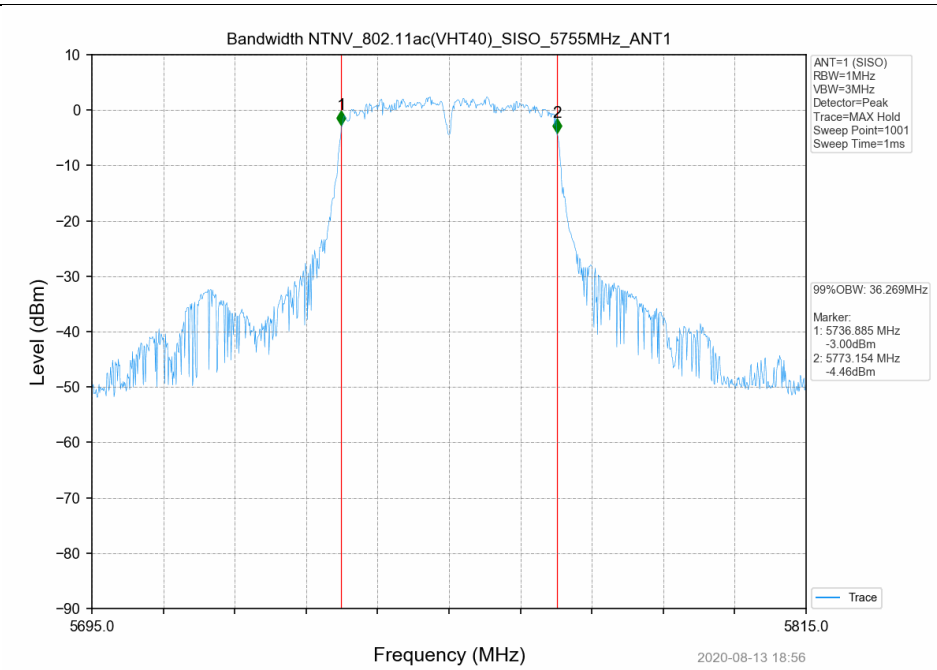
Bandwidth NTNV_802.11ac(VHT40)_SISO_5755MHz_ANT1
ANT=1 (SISO)
RBW=1MHz
VBW=3MHz
Detector=Peak
Trace=MAX Hold
Sweep Point=1001
Sweep Time=1ms
99%OBW: 36.269MHz
Marker:
1: 5736.885 MHz
-3.00dBm
2: 5773.154 MHz
-4.46dBm
Trace
Level (dBm)
Frequency (MHz)
5695.0
5815.0
2020-08-13 18:56

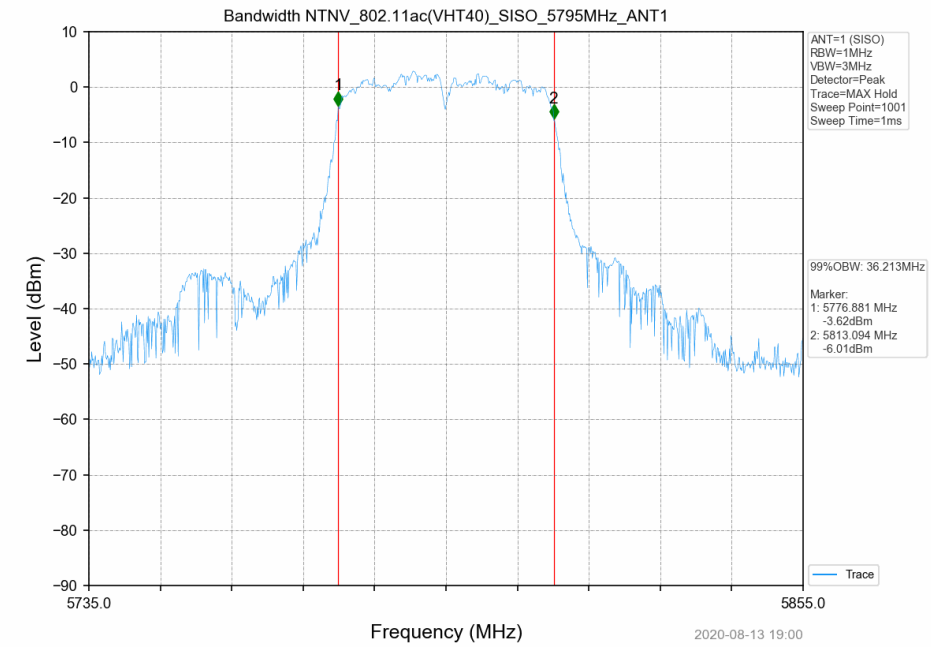
Bandwidth NTNV_802.11ac(VHT40)_SISO_5795MHz_ANT1
ANT=1 (SISO)
RBW=1MHz
VBW=3MHz
Detector=Peak
Trace=MAX Hold
Sweep Point=1001
Sweep Time=1ms
99%OBW: 36.213MHz
Marker:
1: 5776.881 MHz
-3.62dBm
2: 5813.094 MHz
-6.01dBm
Trace
Level (dBm)
Frequency (MHz)
5735.0
5855.0
2020-08-13 19:00

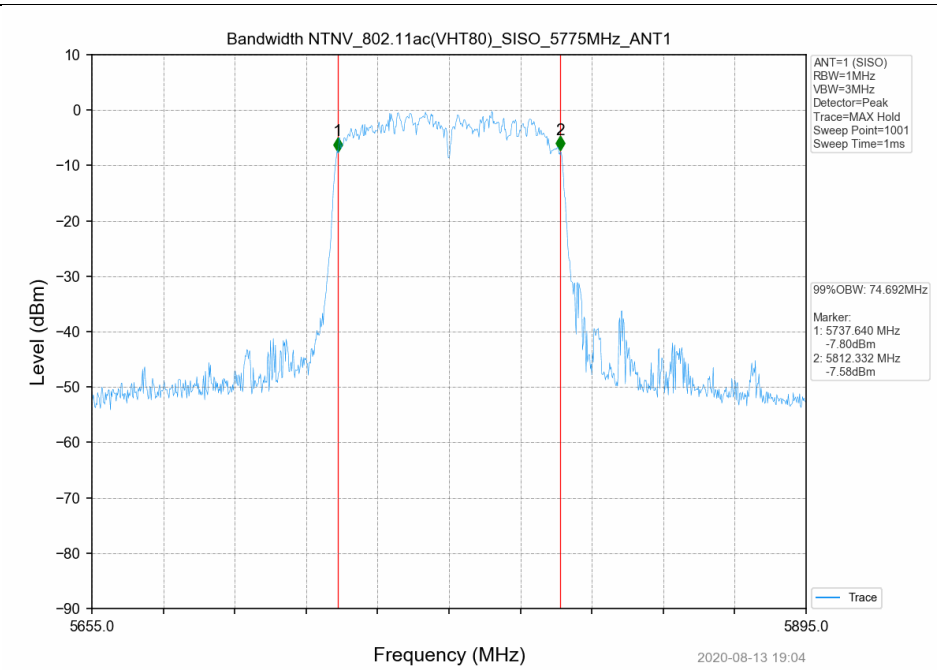
Bandwidth NTNV_802.11ac(VHT80)_SISO_5775MHz_ANT1
ANT=1 (SISO)
RBW=1MHz
VBW=3MHz
Detector=Peak
Trace=MAX Hold
Sweep Point=1001
Sweep Time=1ms
99%OBW: 74.692MHz
Marker:
1: 5737.640 MHz
-7.80dBm
2: 5812.332 MHz
-7.58dBm
Trace
Level (dBm)
Frequency (MHz)
5655.0
5895.0
2020-08-13 19:04

2. Maximum Power Spectral Density (PSD)

2.1 Test Result

Test Mode	Frequency (MHz)	Tx Type	Maximum Power Spectral Density (dBm/500kHz)		Limits (dBm/500kHz)	Verdict
			Ant 1	Ant 2		
802.11a	5745	SISO	-3.66	-4.49	≤30	PASS
	5785	SISO	-3.35	-4.47	≤30	PASS
	5825	SISO	-3.71	-5.11	≤30	PASS
802.11n(HT20)	5745	SISO	-5.22	-4.60	≤30	PASS
	5785	SISO	-5.64	-4.32	≤30	PASS
	5825	SISO	-4.25	-5.72	≤30	PASS
802.11n(HT40)	5755	SISO	-5.38	-6.96	≤30	PASS
	5795	SISO	-6.11	-6.86	≤30	PASS
802.11ac(VHT20)	5745	SISO	-3.06	-4.43	≤30	PASS
	5785	SISO	0.43	-1.56	≤30	PASS
	5825	SISO	-4.08	-5.11	≤30	PASS
802.11ac(VHT40)	5755	SISO	-7.24	-6.49	≤30	PASS
	5795	SISO	-6.97	-7.06	≤30	PASS
802.11ac(VHT80)	5775	SISO	-10.13	-9.58	≤30	PASS

2.2 Test Graph

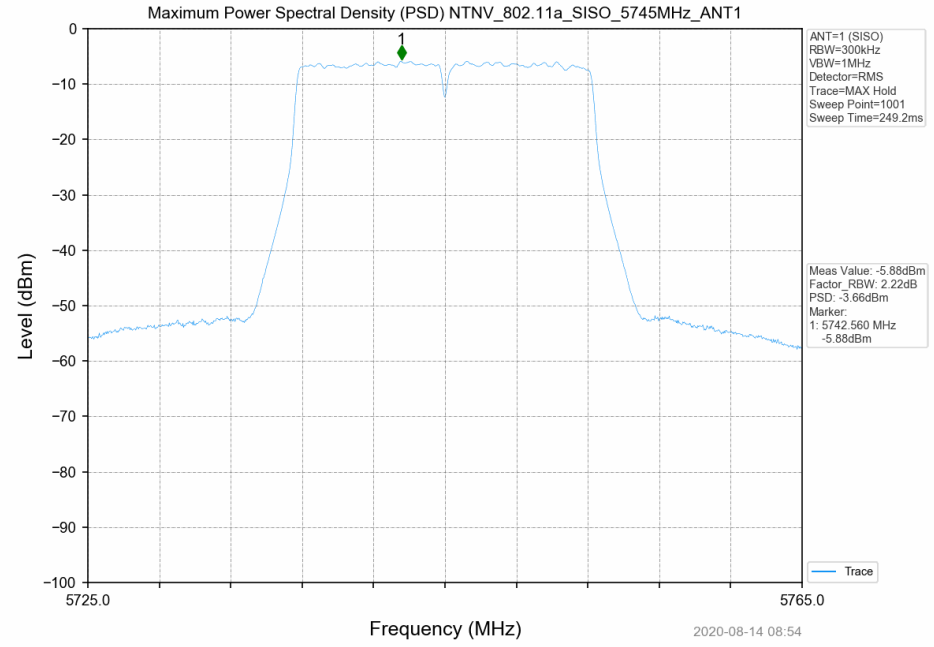

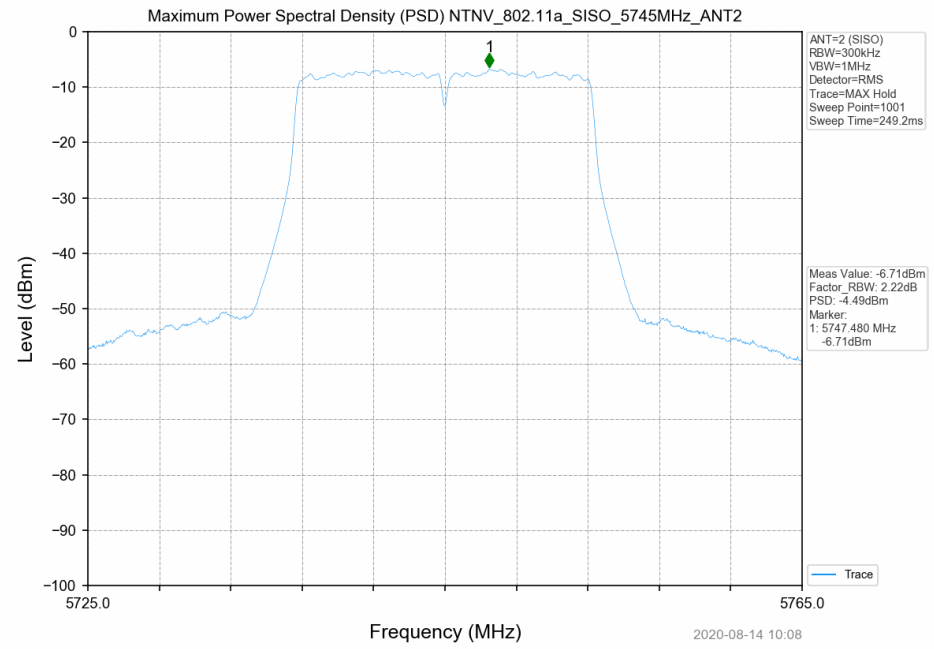
Maximum Power Spectral Density (PSD) NTNV_802.11a_SISO_5745MHz_ANT2
ANT=2 (SISO)
RBW=300kHz
VBW=1MHz
Detector=RMS
Trace=MAX Hold
Sweep Point=1001
Sweep Time=249.2ms
Meas Value: -6.71dBm
Factor_RBW: 2.22dB
PSD: -4.49dBm
Marker:
1: 5747.480 MHz
-6.71dBm
Level (dBm)
Frequency (MHz)
5725.0
5765.0
Trace
2020-08-14 10:08

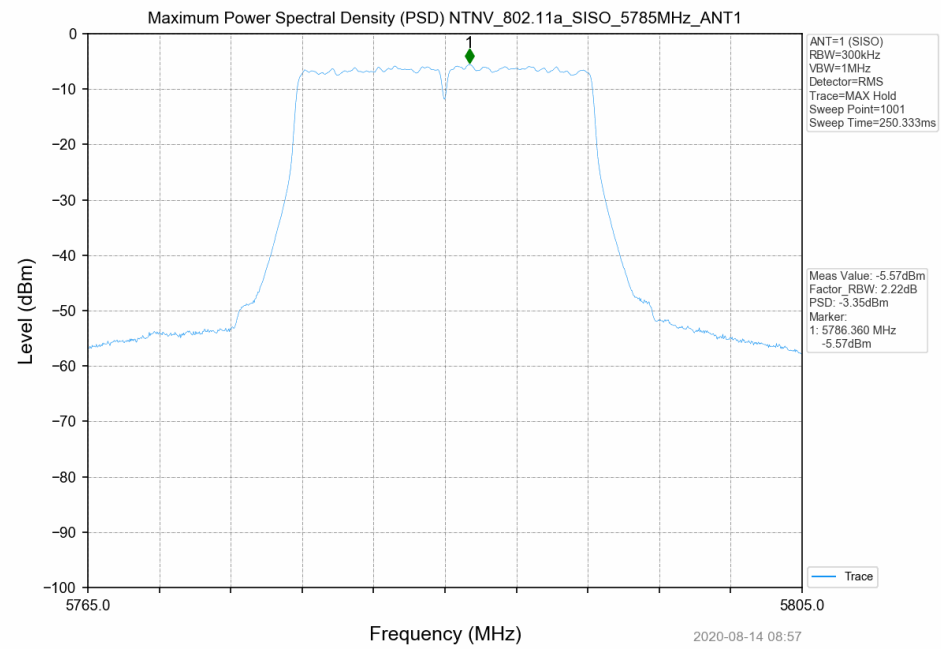
Maximum Power Spectral Density (PSD) NTNV_802.11a_SISO_5785MHz_ANT1
ANT=1 (SISO)
RBW=300kHz
VBW=1MHz
Detector=RMS
Trace=MAX Hold
Sweep Point=1001
Sweep Time=250.333ms
Meas Value: -5.57dBm
Factor_RBW: 2.22dB
PSD: -3.35dBm
Marker:
1: 5786.360 MHz
-5.57dBm
Level (dBm)
Frequency (MHz)
5765.0
5805.0
Trace
2020-08-14 08:57

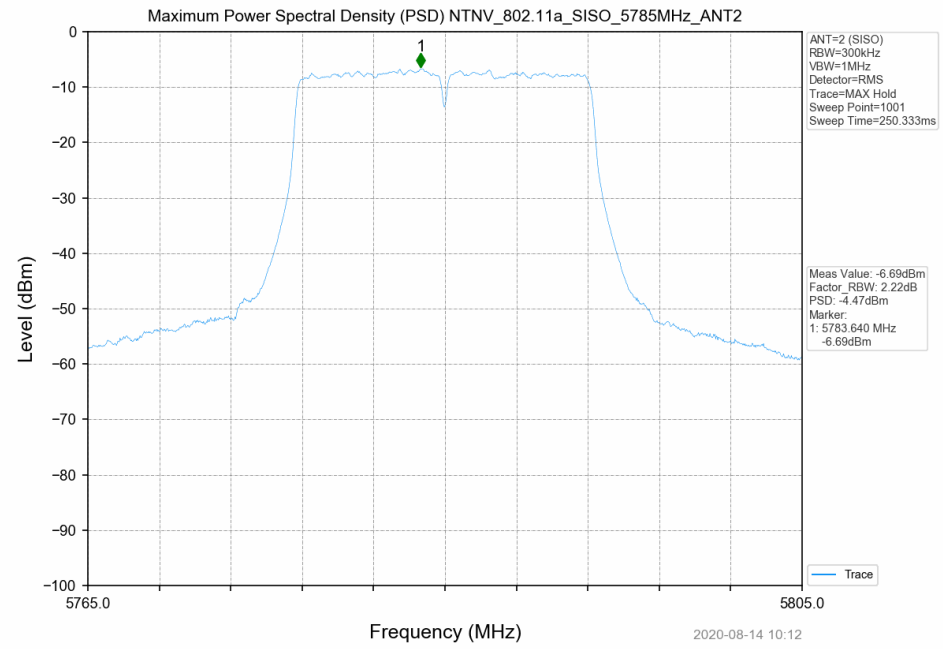
Maximum Power Spectral Density (PSD) NTNV_802.11a_SISO_5785MHz_ANT2
ANT=2 (SISO)
RBW=300kHz
VBW=1MHz
Detector=RMS
Trace=MAX Hold
Sweep Point=1001
Sweep Time=250.333ms
Meas Value: -6.69dBm
Factor_RBW: 2.22dB
PSD: -4.47dBm
Marker:
1: 5783.640 MHz
-6.69dBm
Level (dBm)
Frequency (MHz)
5765.0
5805.0
Trace
2020-08-14 10:12

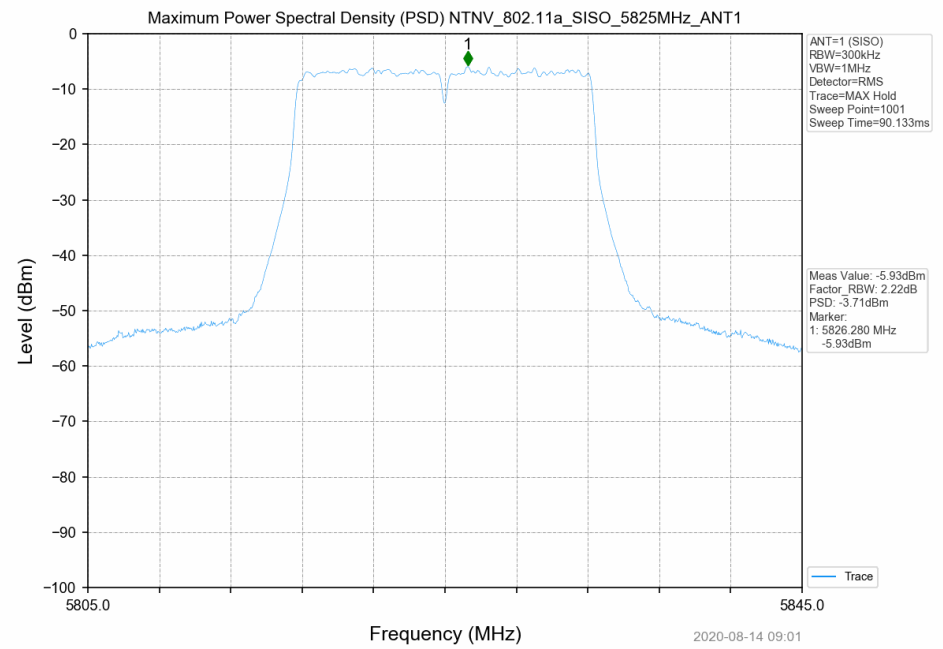
Maximum Power Spectral Density (PSD) NTNV_802.11a_SISO_5825MHz_ANT1
ANT=1 (SISO)
RBW=300kHz
VBW=1MHz
Detector=RMS
Trace=MAX Hold
Sweep Point=1001
Sweep Time=90.133ms
Meas Value: -5.93dBm
Factor_RBW: 2.22dB
PSD: -3.71dBm
Marker:
1: 5826.280 MHz
-5.93dBm
Level (dBm)
Frequency (MHz)
5805.0
5845.0
Trace
2020-08-14 09:01

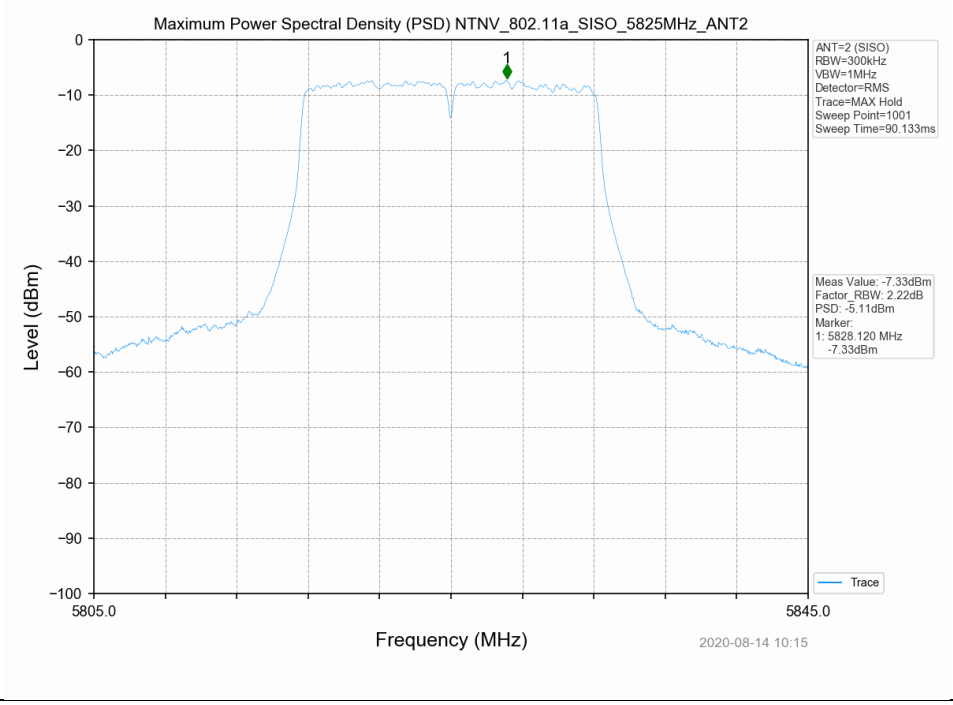
Maximum Power Spectral Density (PSD) NTNV_802.11a_SISO_5825MHz_ANT2
ANT=2 (SISO)
RBW=300kHz
VBW=1MHz
Detector=RMS
Trace=MAX Hold
Sweep Point=1001
Sweep Time=90.133ms
Meas Value: -7.33dBm
Factor_RBW: 2.22dB
PSD: -5.11dBm
Marker:
1: 5828.120 MHz
-7.33dBm
Level (dBm)
Frequency (MHz)
5805.0
5845.0
Trace
2020-08-14 10:15

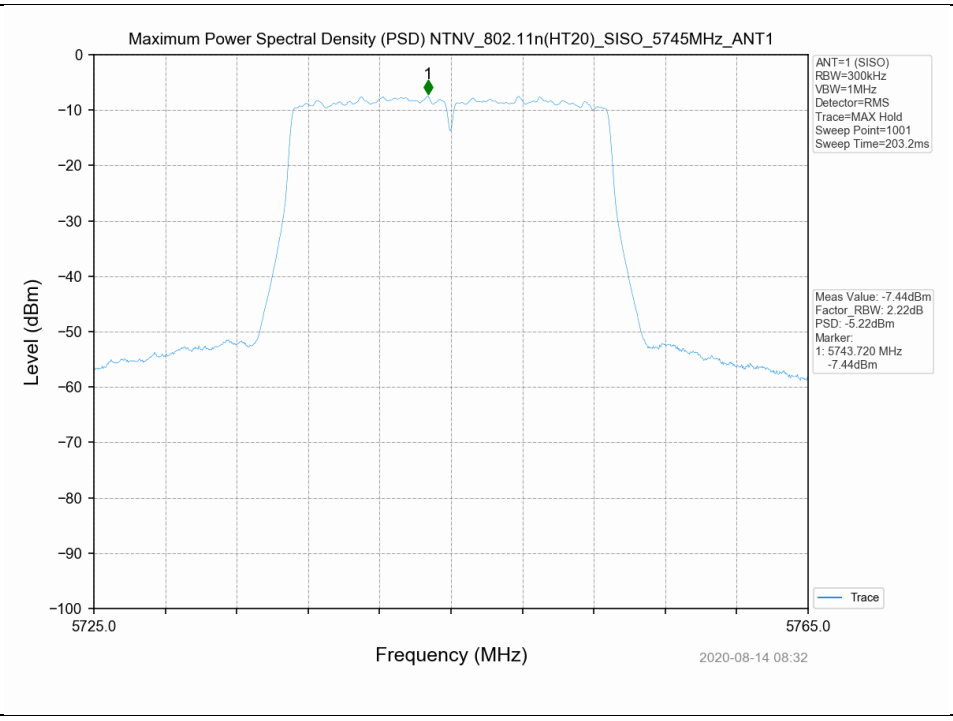
Maximum Power Spectral Density (PSD) NTNV_802.11n(HT20)_SISO_5745MHz_ANT1
ANT=1 (SISO)
RBW=300kHz
VBW=1MHz
Detector=RMS
Trace=MAX Hold
Sweep Point=1001
Sweep Time=203.2ms
Meas Value: -7.44dBm
Factor_RBW: 2.22dB
PSD: -5.22dBm
Marker:
1: 5743.720 MHz
-7.44dBm
Level (dBm)
Frequency (MHz)
5725.0
5765.0
Trace
2020-08-14 08:32

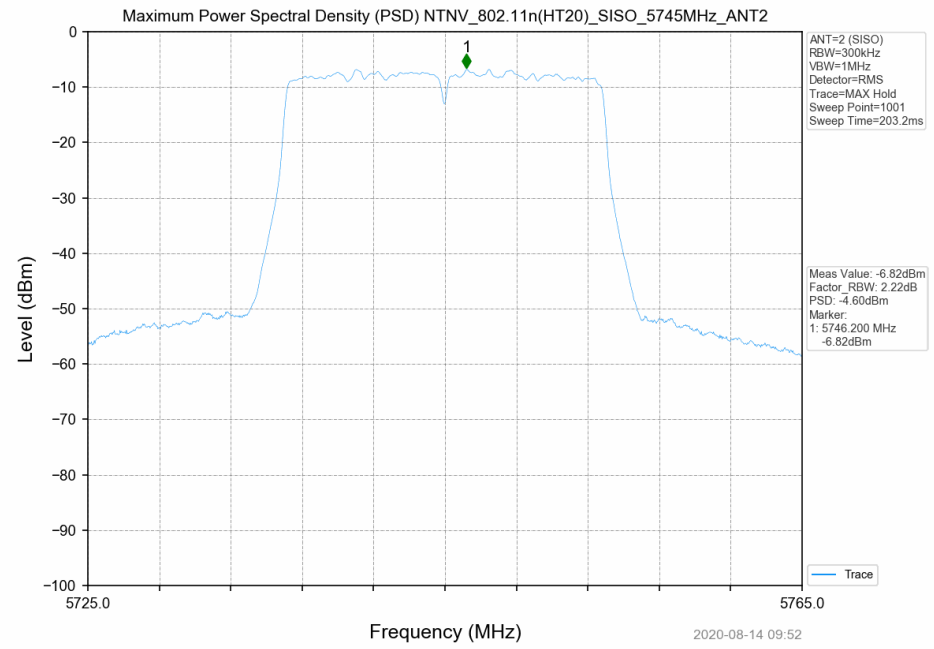
Maximum Power Spectral Density (PSD) NTNV_802.11n(HT20)_SISO_5745MHz_ANT2
ANT=2 (SISO)
RBW=300kHz
VBW=1MHz
Detector=RMS
Trace=MAX Hold
Sweep Point=1001
Sweep Time=203.2ms
Meas Value: -6.82dBm
Factor_RBW: 2.22dB
PSD: -4.60dBm
Marker:
1: 5746.200 MHz
-6.82dBm
Trace
Level (dBm)
Frequency (MHz)
5725.0
5765.0
2020-08-14 09:52

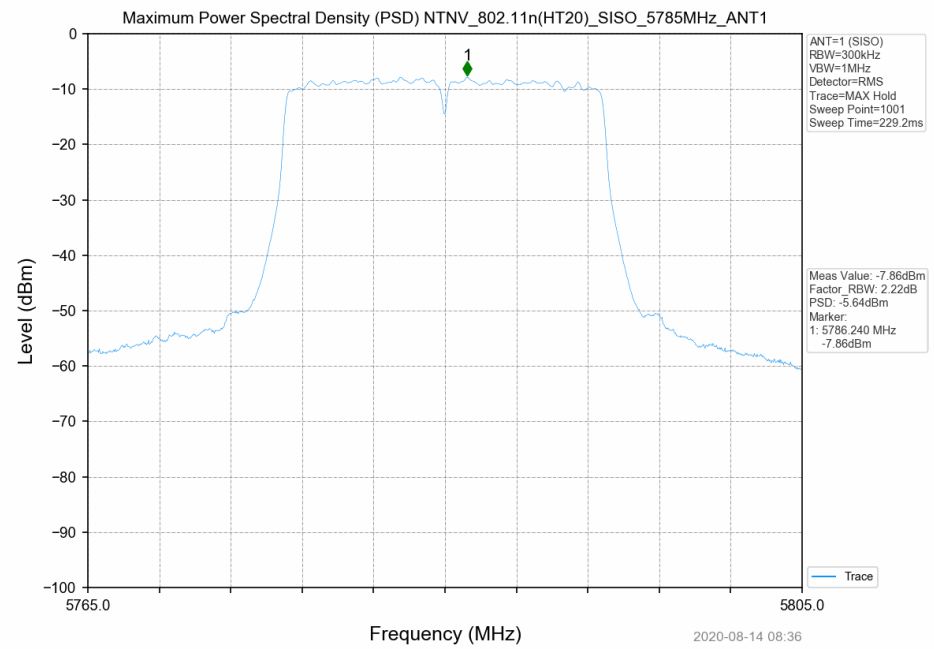
Maximum Power Spectral Density (PSD) NTNV_802.11n(HT20)_SISO_5785MHz_ANT1
ANT=1 (SISO)
RBW=300kHz
VBW=1MHz
Detector=RMS
Trace=MAX Hold
Sweep Point=1001
Sweep Time=229.2ms
Meas Value: -7.86dBm
Factor_RBW: 2.22dB
PSD: -5.64dBm
Marker:
1: 5786.240 MHz
-7.86dBm
Trace
Level (dBm)
Frequency (MHz)
5765.0
5805.0
2020-08-14 08:36

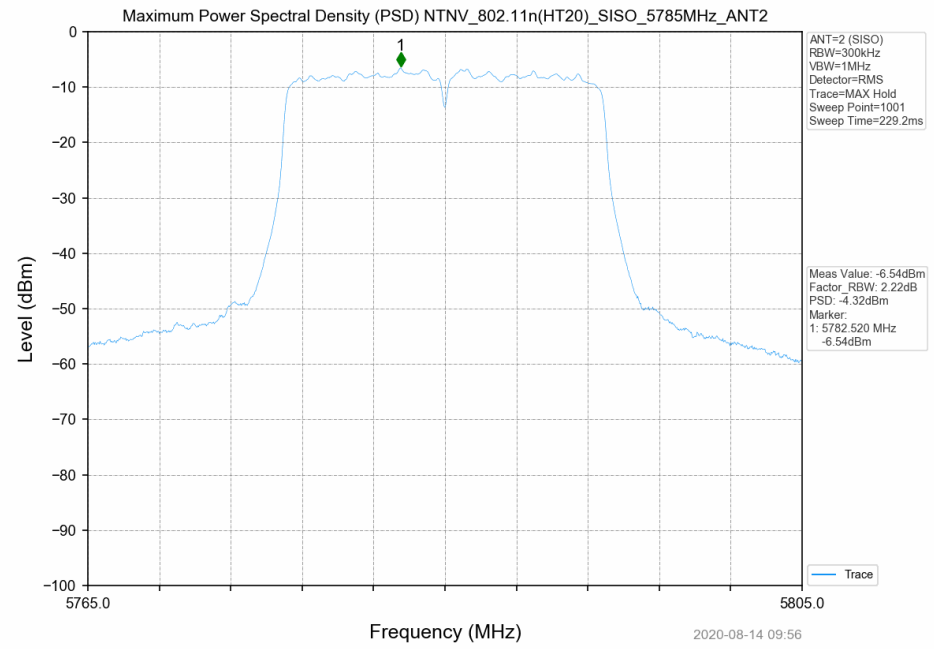
Maximum Power Spectral Density (PSD) NTNV_802.11n(HT20)_SISO_5785MHz_ANT2
ANT=2 (SISO)
RBW=300kHz
VBW=1MHz
Detector=RMS
Trace=MAX Hold
Sweep Point=1001
Sweep Time=229.2ms
Meas Value: -6.54dBm
Factor_RBW: 2.22dB
PSD: -4.32dBm
Marker:
1: 5782.520 MHz
-6.54dBm
Level (dBm)
Frequency (MHz)
5765.0
5805.0
Trace
2020-08-14 09:56

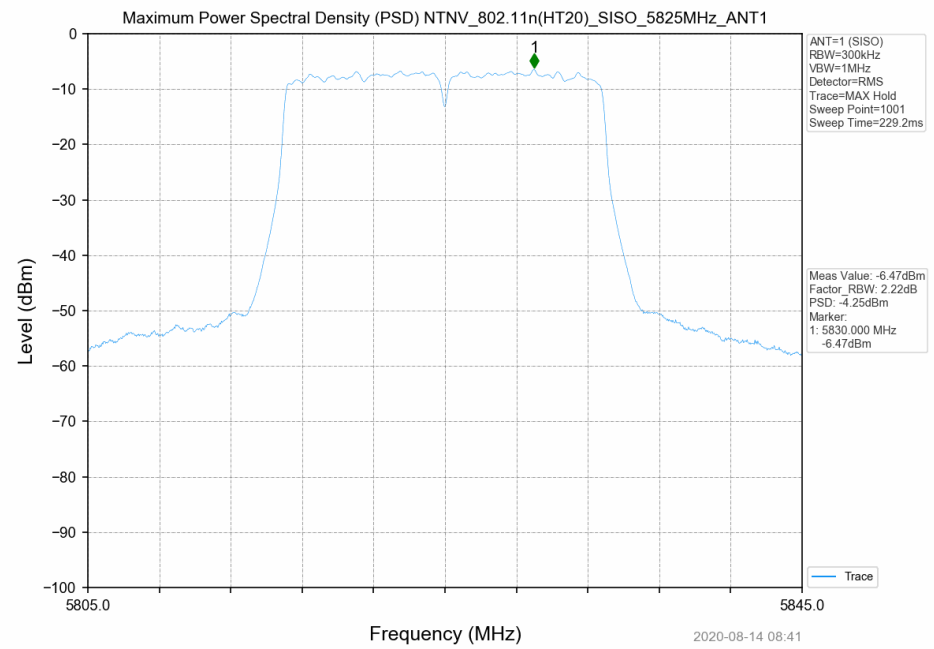
Maximum Power Spectral Density (PSD) NTNV_802.11n(HT20)_SISO_5825MHz_ANT1
ANT=1 (SISO)
RBW=300kHz
VBW=1MHz
Detector=RMS
Trace=MAX Hold
Sweep Point=1001
Sweep Time=229.2ms
Meas Value: -6.47dBm
Factor_RBW: 2.22dB
PSD: -4.25dBm
Marker:
1: 5830.000 MHz
-6.47dBm
Level (dBm)
Frequency (MHz)
5805.0
5845.0
Trace
2020-08-14 08:41

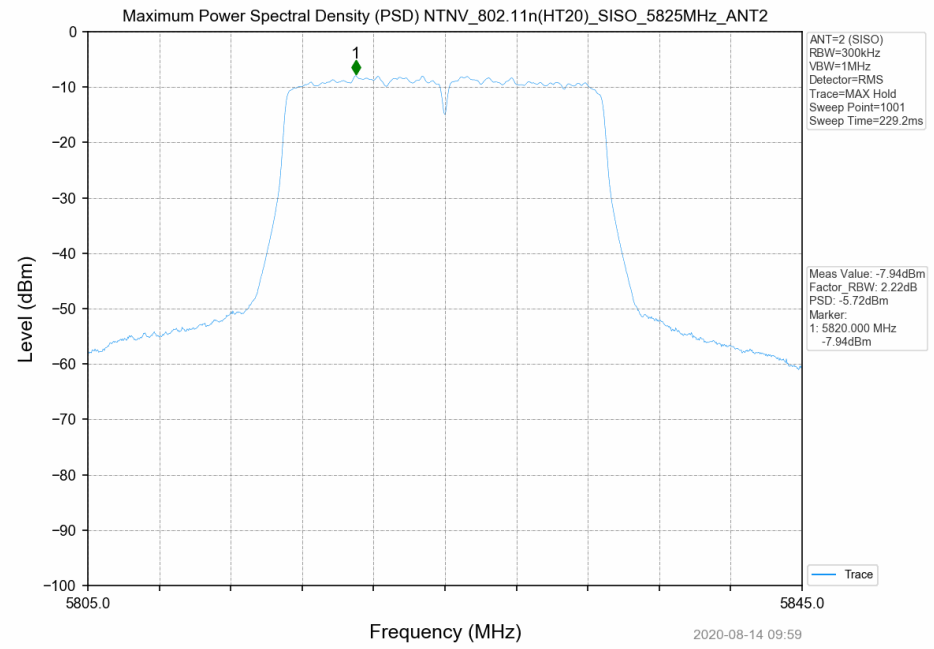
Maximum Power Spectral Density (PSD) NTNV_802.11n(HT20)_SISO_5825MHz_ANT2
ANT=2 (SISO)
RBW=300kHz
VBW=1MHz
Detector=RMS
Trace=MAX Hold
Sweep Point=1001
Sweep Time=229.2ms
Meas Value: -7.94dBm
Factor_RBW: 2.22dB
PSD: -5.72dBm
Marker:
1: 5820.000 MHz
-7.94dBm
Level (dBm)
Frequency (MHz)
5805.0
5845.0
Trace
2020-08-14 09:59

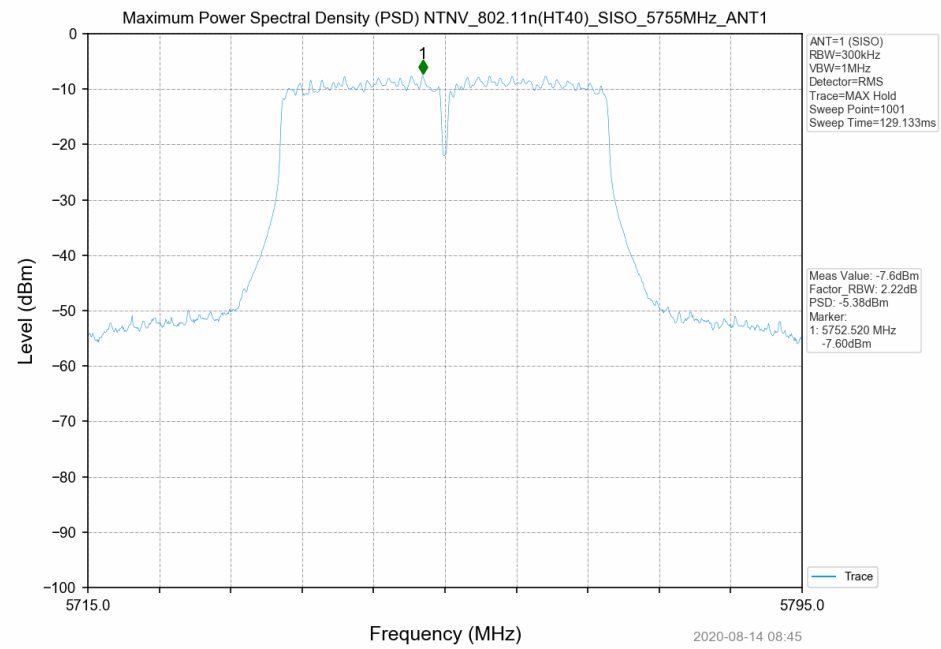
Maximum Power Spectral Density (PSD) NTNV_802.11n(HT40)_SISO_5755MHz_ANT1
ANT=1 (SISO)
RBW=300kHz
VBW=1MHz
Detector=RMS
Trace=MAX Hold
Sweep Point=1001
Sweep Time=129.133ms
Meas Value: -7.6dBm
Factor_RBW: 2.22dB
PSD: -5.38dBm
Marker:
1: 5752.520 MHz
-7.60dBm
Level (dBm)
Frequency (MHz)
5715.0
5795.0
Trace
2020-08-14 08:45

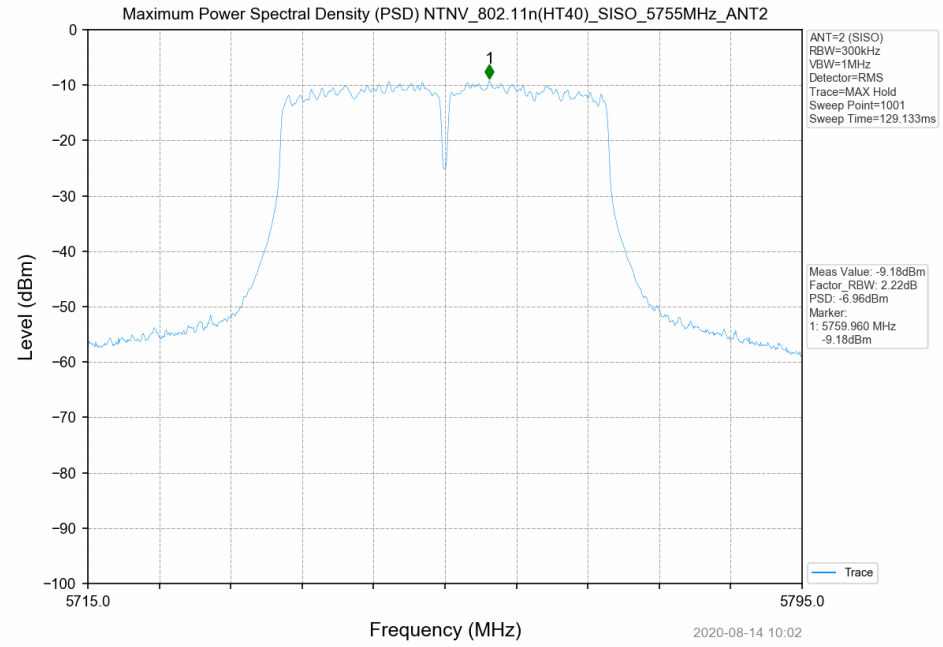
Maximum Power Spectral Density (PSD) NTNV_802.11n(HT40)_SISO_5755MHz_ANT2
ANT=2 (SISO)
RBW=300kHz
VBW=1MHz
Detector=RMS
Trace=MAX Hold
Sweep Point=1001
Sweep Time=129.133ms
Meas Value: -9.18dBm
Factor_RBW: 2.22dB
PSD: -6.96dBm
Marker:
1: 5759.960 MHz
-9.18dBm
Level (dBm)
Frequency (MHz)
5715.0
5795.0
Trace
2020-08-14 10:02

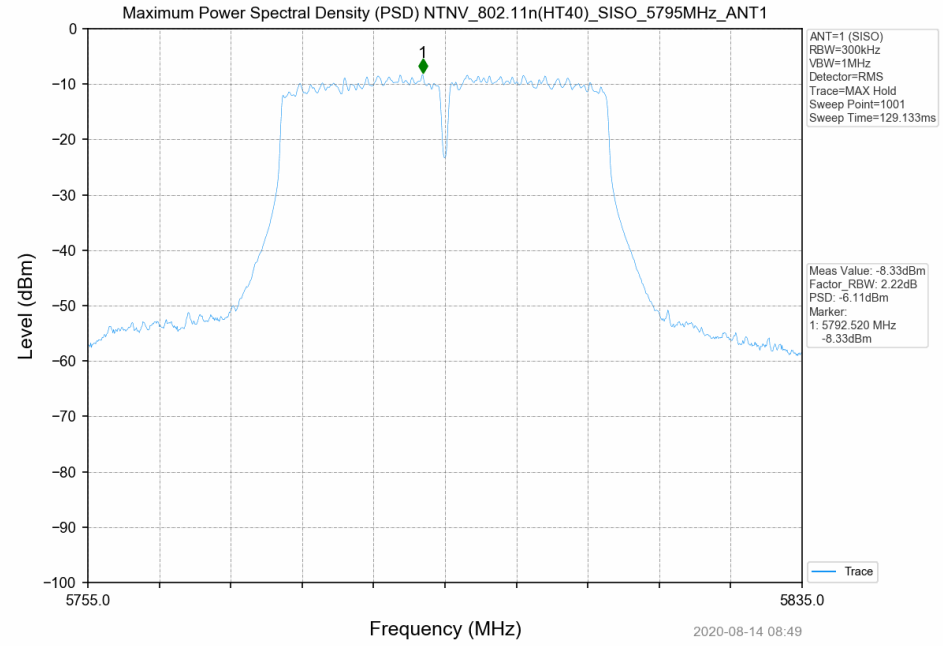
Maximum Power Spectral Density (PSD) NTNV_802.11n(HT40)_SISO_5795MHz_ANT1
ANT=1 (SISO)
RBW=300kHz
VBW=1MHz
Detector=RMS
Trace=MAX Hold
Sweep Point=1001
Sweep Time=129.133ms
Meas Value: -8.33dBm
Factor_RBW: 2.22dB
PSD: -6.11dBm
Marker:
1: 5792.520 MHz
-8.33dBm
Level (dBm)
Frequency (MHz)
5755.0
5835.0
Trace
2020-08-14 08:49

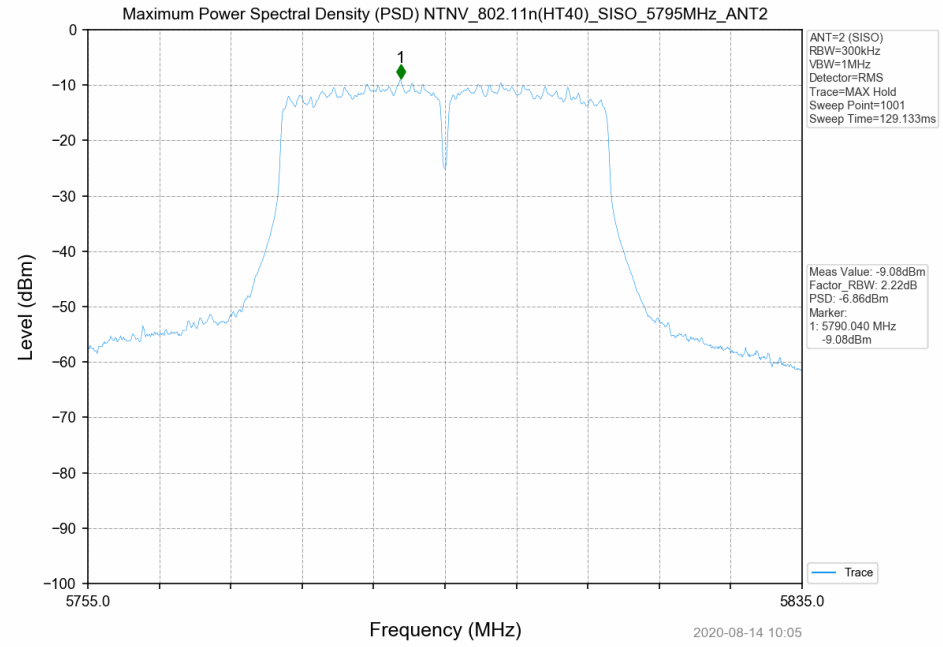
Maximum Power Spectral Density (PSD) NTNV_802.11n(HT40)_SISO_5795MHz_ANT2
ANT=2 (SISO)
RBW=300kHz
VBW=1MHz
Detector=RMS
Trace=MAX Hold
Sweep Point=1001
Sweep Time=129.133ms
Meas Value: -9.08dBm
Factor_RBW: 2.22dB
PSD: -6.86dBm
Marker:
1: 5790.040 MHz
-9.08dBm
Trace
Level (dBm)
Frequency (MHz)
5755.0
5835.0
2020-08-14 10:05

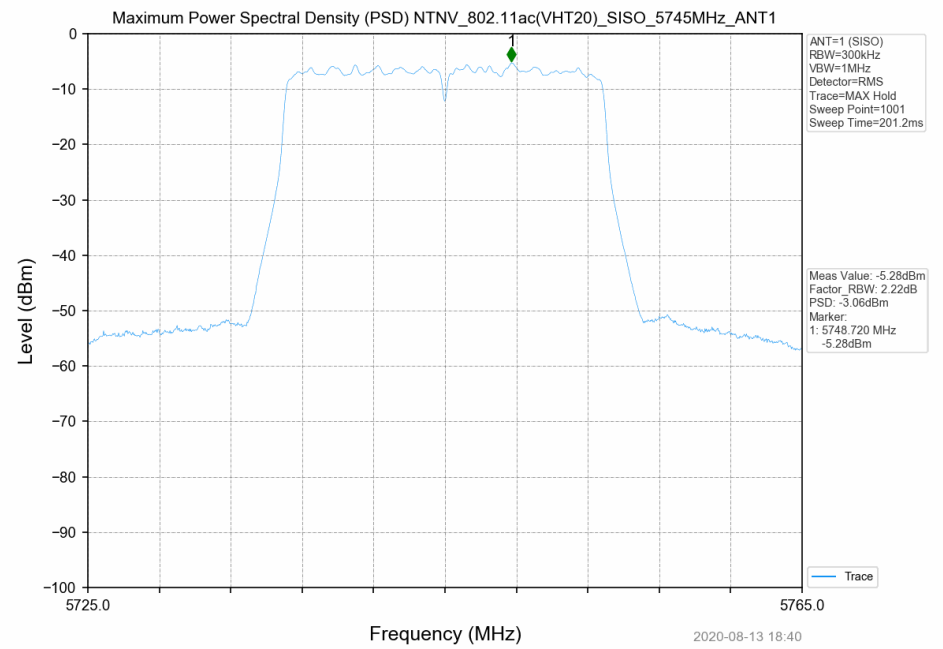
Maximum Power Spectral Density (PSD) NTNV_802.11ac(VHT20)_SISO_5745MHz_ANT1
ANT=1 (SISO)
RBW=300kHz
VBW=1MHz
Detector=RMS
Trace=MAX Hold
Sweep Point=1001
Sweep Time=201.2ms
Meas Value: -5.28dBm
Factor_RBW: 2.22dB
PSD: -3.06dBm
Marker:
1: 5748.720 MHz
-5.28dBm
Trace
Level (dBm)
Frequency (MHz)
5725.0
5765.0
2020-08-13 18:40

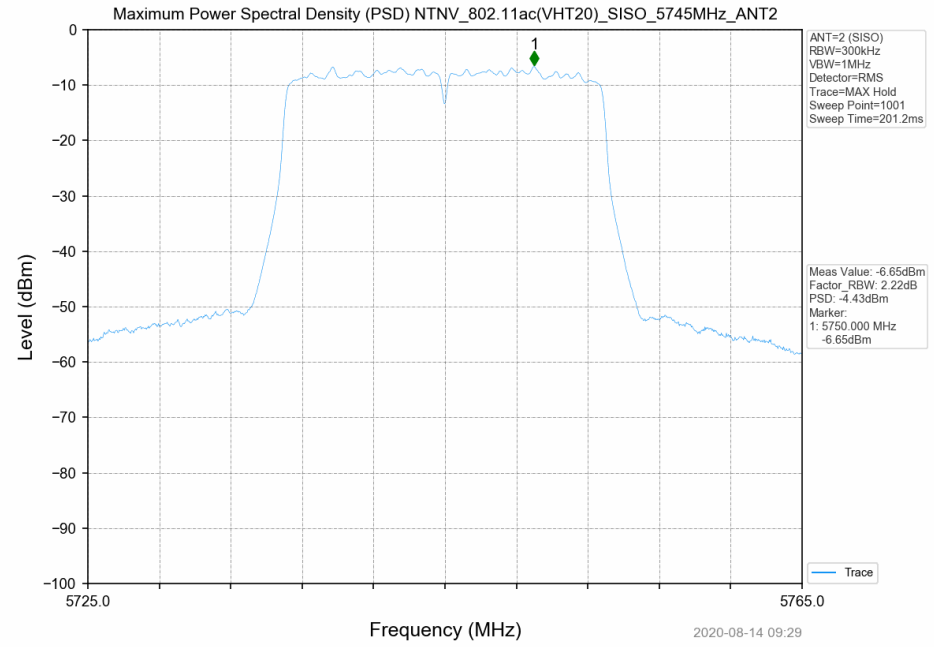
Maximum Power Spectral Density (PSD) NTNV_802.11ac(VHT20)_SISO_5745MHz_ANT2
ANT=2 (SISO)
RBW=300kHz
VBW=1MHz
Detector=RMS
Trace=MAX Hold
Sweep Point=1001
Sweep Time=201.2ms
Meas Value: -6.65dBm
Factor_RBW: 2.22dB
PSD: -4.43dBm
Marker:
1: 5750.000 MHz
-6.65dBm
Level (dBm)
Frequency (MHz)
5725.0
5765.0
Trace
2020-08-14 09:29

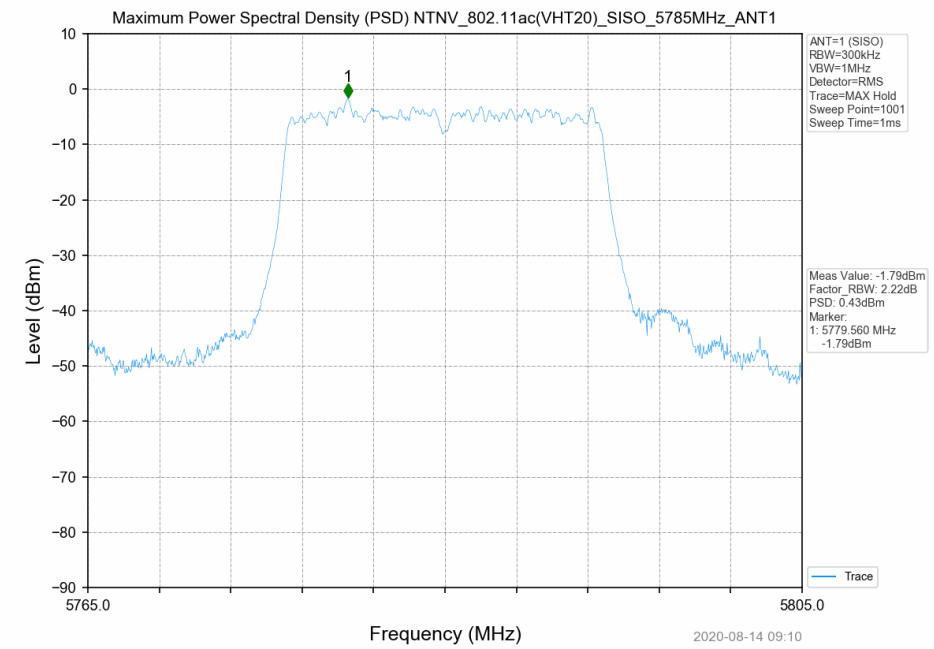
Maximum Power Spectral Density (PSD) NTNV_802.11ac(VHT20)_SISO_5785MHz_ANT1
ANT=1 (SISO)
RBW=300kHz
VBW=1MHz
Detector=RMS
Trace=MAX Hold
Sweep Point=1001
Sweep Time=1ms
Meas Value: -1.79dBm
Factor_RBW: 2.22dB
PSD: 0.43dBm
Marker:
1: 5779.560 MHz
-1.79dBm
Level (dBm)
Frequency (MHz)
5765.0
5805.0
Trace
2020-08-14 09:10

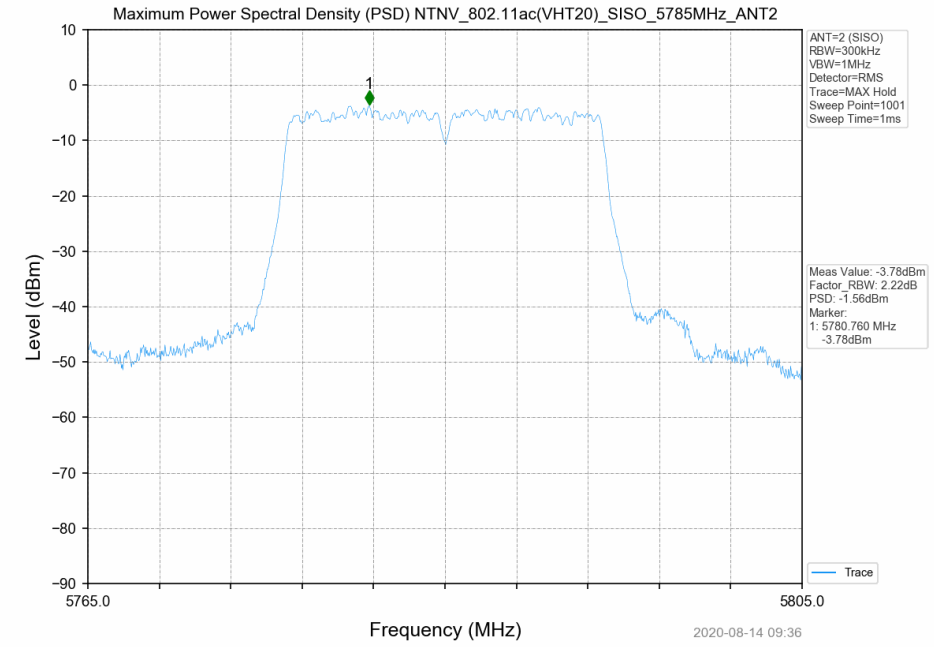
Maximum Power Spectral Density (PSD) NTNV_802.11ac(VHT20)_SISO_5785MHz_ANT2
ANT=2 (SISO)
RBW=300kHz
VBW=1MHz
Detector=RMS
Trace=MAX Hold
Sweep Point=1001
Sweep Time=1ms
Meas Value: -3.78dBm
Factor_RBW: 2.22dB
PSD: -1.56dBm
Marker:
1: 5780.760 MHz
-3.78dBm
Level (dBm)
Frequency (MHz)
5765.0
5805.0
Trace
2020-08-14 09:36

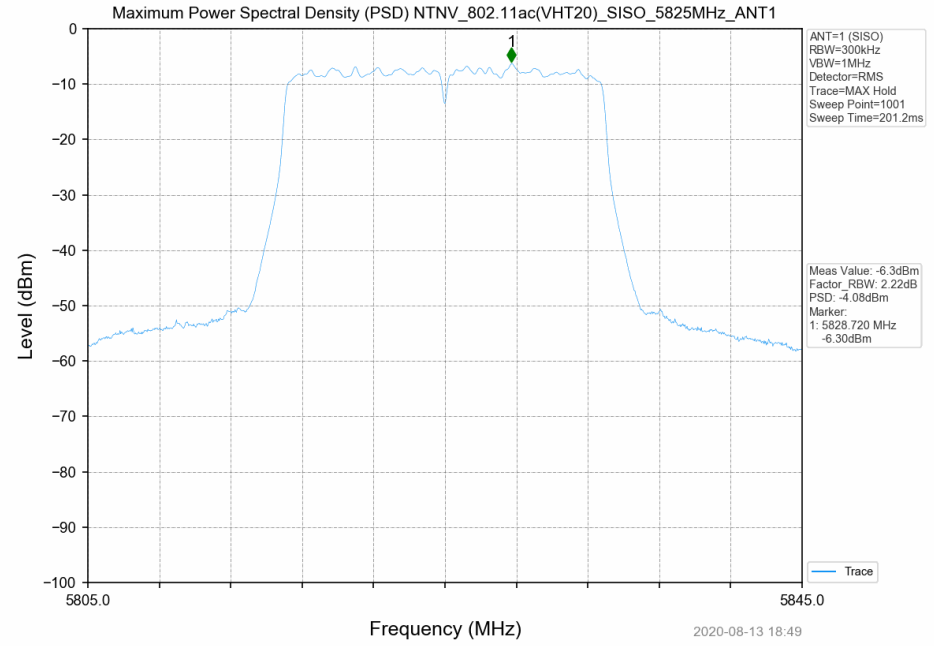
Maximum Power Spectral Density (PSD) NTNV_802.11ac(VHT20)_SISO_5825MHz_ANT1
ANT=1 (SISO)
RBW=300kHz
VBW=1MHz
Detector=RMS
Trace=MAX Hold
Sweep Point=1001
Sweep Time=201.2ms
Meas Value: -6.3dBm
Factor_RBW: 2.22dB
PSD: -4.08dBm
Marker:
1: 5828.720 MHz
-6.30dBm
Level (dBm)
Frequency (MHz)
5805.0
5845.0
Trace
2020-08-13 18:49

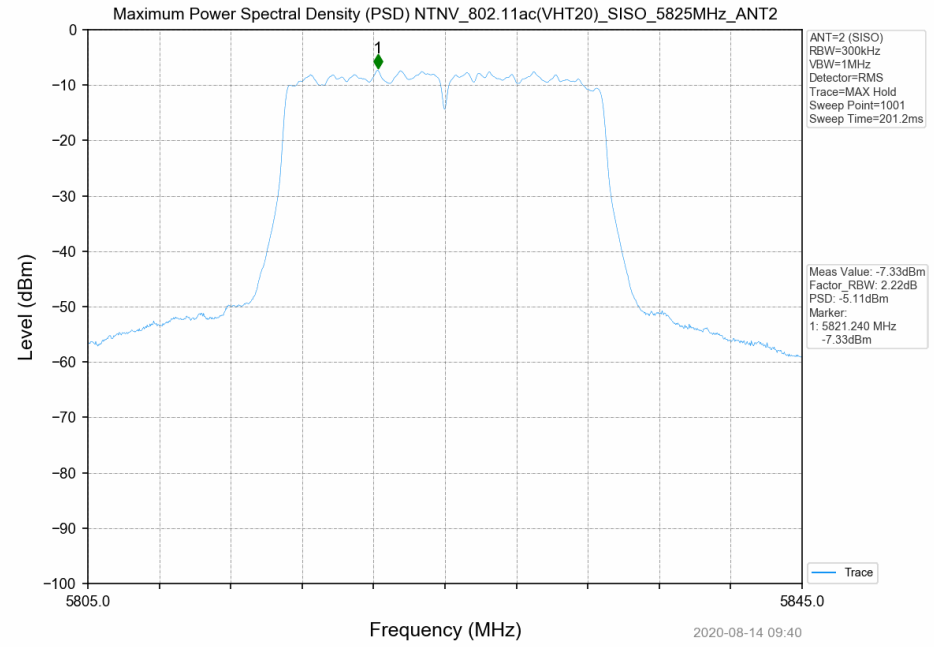
Maximum Power Spectral Density (PSD) NTNV_802.11ac(VHT20)_SISO_5825MHz_ANT2
ANT=2 (SISO)
RBW=300kHz
VBW=1MHz
Detector=RMS
Trace=MAX Hold
Sweep Point=1001
Sweep Time=201.2ms
Meas Value: -7.33dBm
Factor_RBW: 2.22dB
PSD: -5.11dBm
Marker:
1: 5821.240 MHz
-7.33dBm
Trace
Level (dBm)
Frequency (MHz)
5805.0
5845.0
2020-08-14 09:40

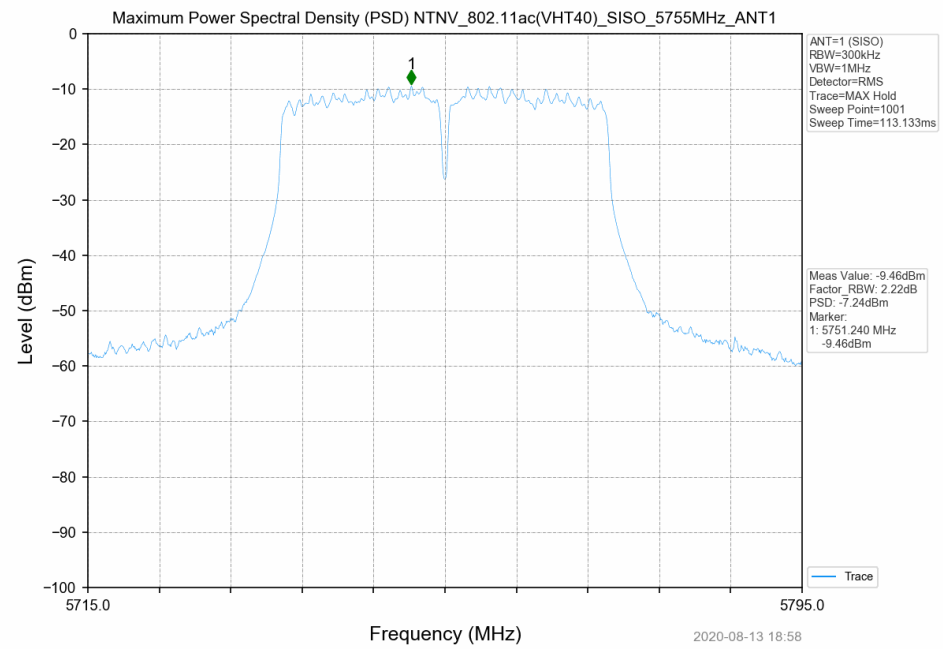
Maximum Power Spectral Density (PSD) NTNV_802.11ac(VHT40)_SISO_5755MHz_ANT1
ANT=1 (SISO)
RBW=300kHz
VBW=1MHz
Detector=RMS
Trace=MAX Hold
Sweep Point=1001
Sweep Time=113.133ms
Meas Value: -9.46dBm
Factor_RBW: 2.22dB
PSD: -7.24dBm
Marker:
1: 5751.240 MHz
-9.46dBm
Trace
Level (dBm)
Frequency (MHz)
5715.0
5795.0
2020-08-13 18:58

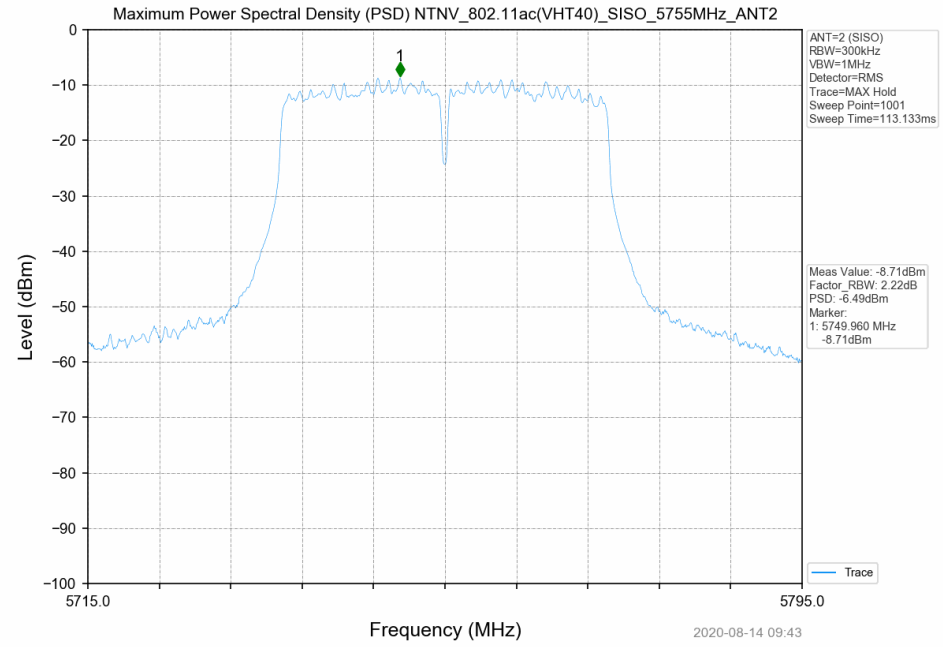
Maximum Power Spectral Density (PSD) NTNV_802.11ac(VHT40)_SISO_5755MHz_ANT2
ANT=2 (SISO)
RBW=300kHz
VBW=1MHz
Detector=RMS
Trace=MAX Hold
Sweep Point=1001
Sweep Time=113.133ms
Meas Value: -8.71dBm
Factor_RBW: 2.22dB
PSD: -6.49dBm
Marker:
1: 5749.960 MHz
-8.71dBm
Trace
Level (dBm)
Frequency (MHz)
5715.0
5795.0
2020-08-14 09:43

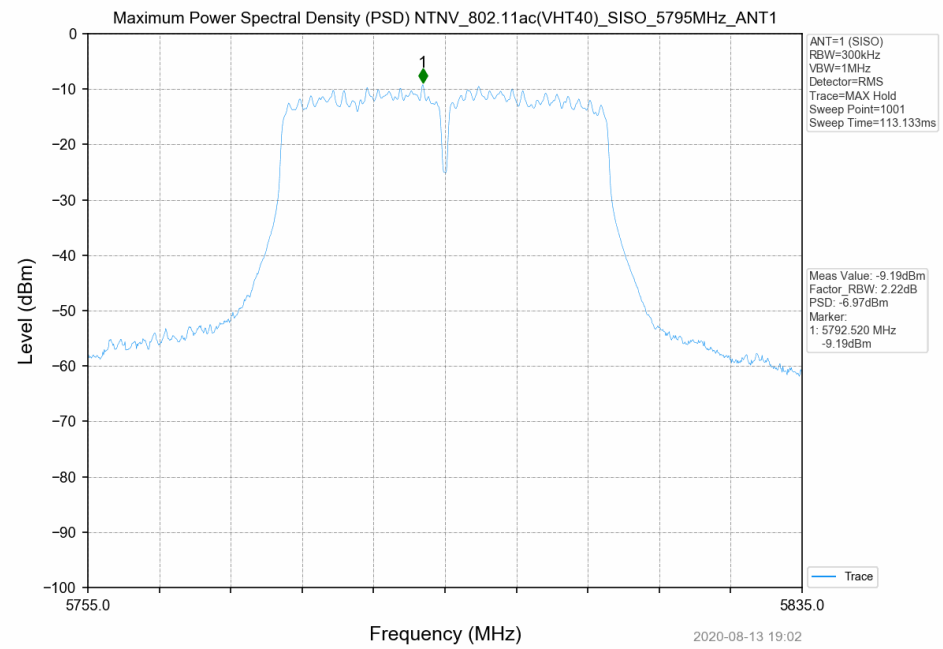
Maximum Power Spectral Density (PSD) NTNV_802.11ac(VHT40)_SISO_5795MHz_ANT1
ANT=1 (SISO)
RBW=300kHz
VBW=1MHz
Detector=RMS
Trace=MAX Hold
Sweep Point=1001
Sweep Time=113.133ms
Meas Value: -9.19dBm
Factor_RBW: 2.22dB
PSD: -6.97dBm
Marker:
1: 5792.520 MHz
-9.19dBm
Trace
Level (dBm)
Frequency (MHz)
5755.0
5835.0
2020-08-13 19:02

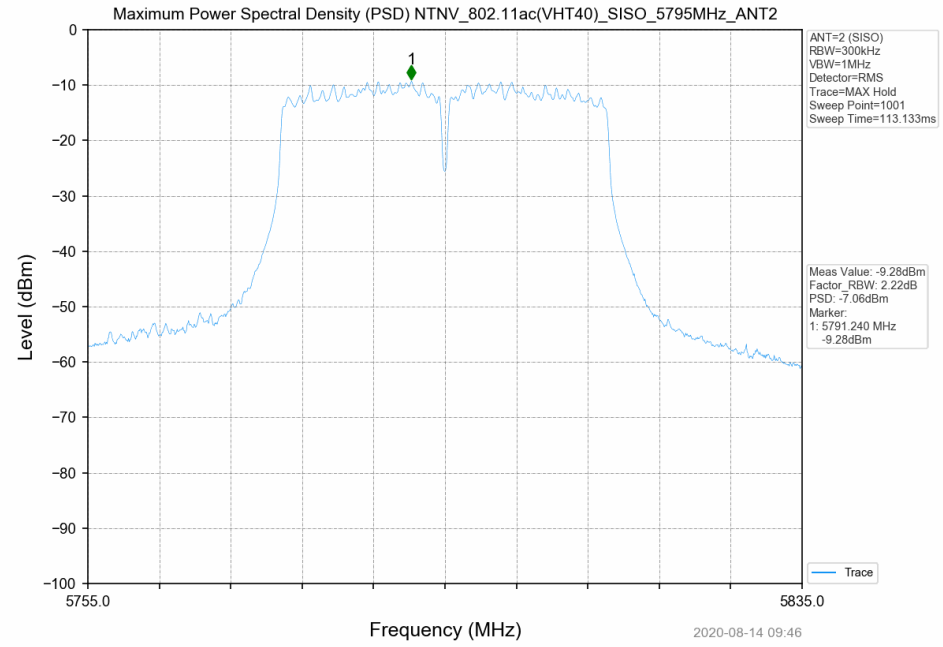
Maximum Power Spectral Density (PSD) NTNV_802.11ac(VHT40)_SISO_5795MHz_ANT2
ANT=2 (SISO)
RBW=300kHz
VBW=1MHz
Detector=RMS
Trace=MAX Hold
Sweep Point=1001
Sweep Time=113.133ms
Meas Value: -9.28dBm
Factor_RBW: 2.22dB
PSD: -7.06dBm
Marker:
1: 5791.240 MHz
-9.28dBm
Level (dBm)
Frequency (MHz)
5755.0
5835.0
Trace
2020-08-14 09:46

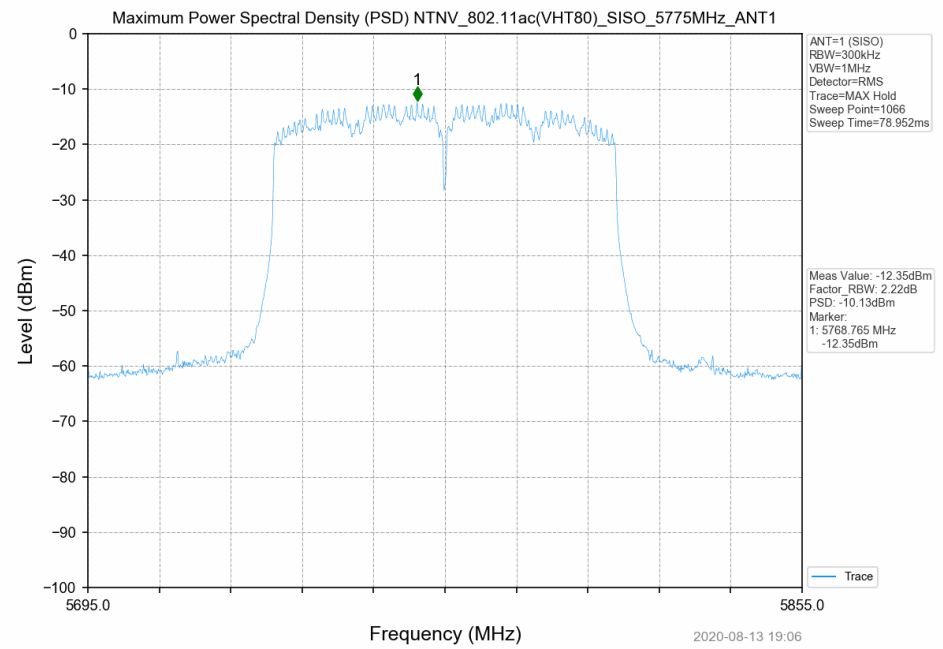
Maximum Power Spectral Density (PSD) NTNV_802.11ac(VHT80)_SISO_5775MHz_ANT1
ANT=1 (SISO)
RBW=300kHz
VBW=1MHz
Detector=RMS
Trace=MAX Hold
Sweep Point=1066
Sweep Time=78.952ms
Meas Value: -12.35dBm
Factor_RBW: 2.22dB
PSD: -10.13dBm
Marker:
1: 5768.765 MHz
-12.35dBm
Level (dBm)
Frequency (MHz)
5695.0
5855.0
Trace
2020-08-13 19:06

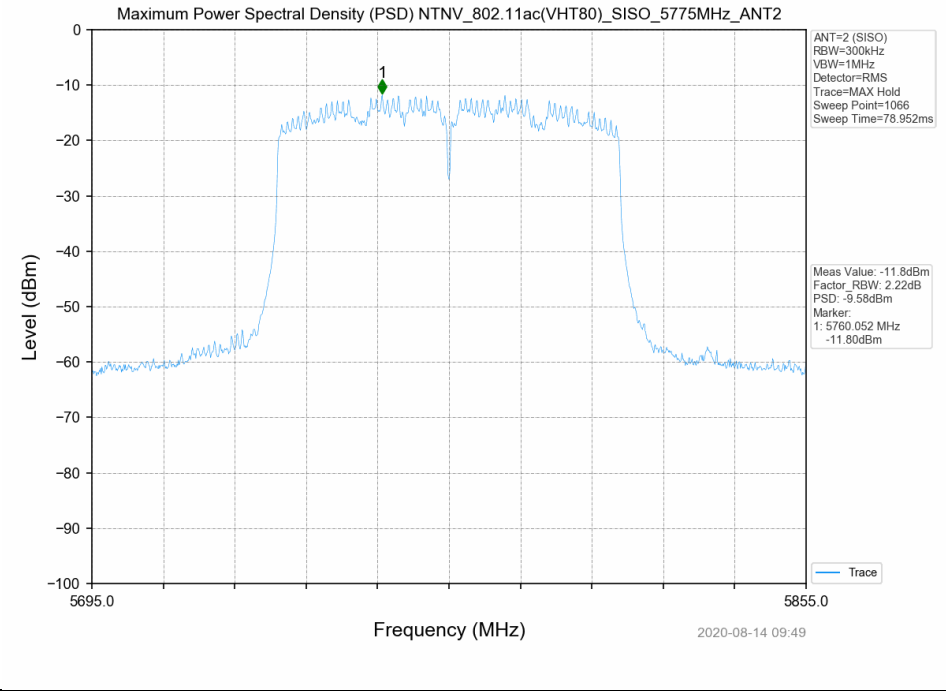
Maximum Power Spectral Density (PSD) NTNV_802.11ac(VHT80)_SISO_5775MHz_ANT2
ANT=2 (SISO)
RBW=300kHz
VBW=1MHz
Detector=RMS
Trace=MAX Hold
Sweep Point=1066
Sweep Time=78.952ms
Meas Value: -11.8dBm
Factor_RBW: 2.22dB
PSD: -9.58dBm
Marker:
1: 5760.052 MHz
-11.80dBm
Trace
Level (dBm)
0
−10
−20
−30
−40
−50
−60
−70
−80
−90
−100
5695.0
5855.0
Frequency (MHz)
2020-08-14 09:49