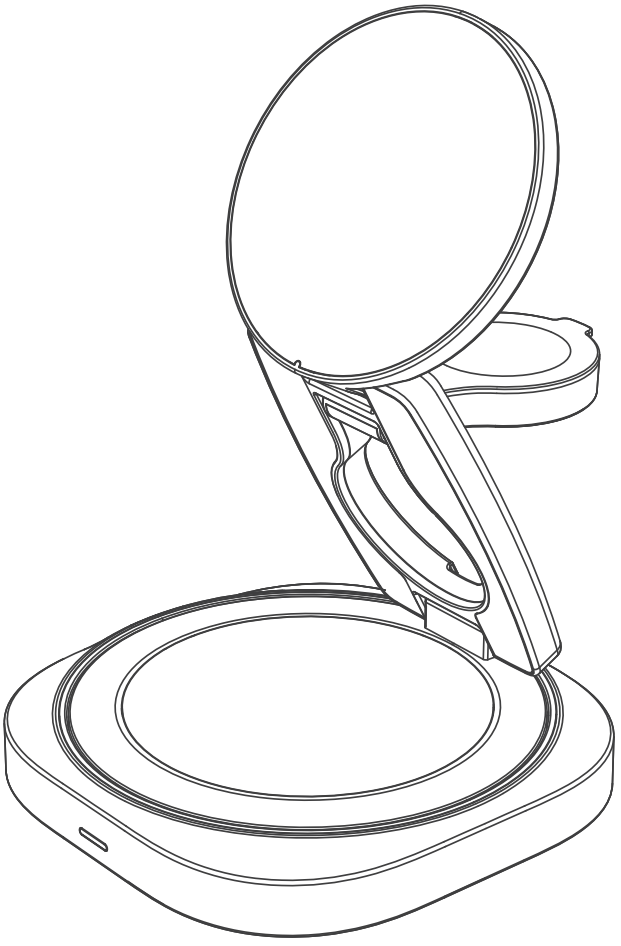

Y329

FOLDING 3-IN-1WIRELESS CHARGING STATION

USER MANUAL

Product Structure

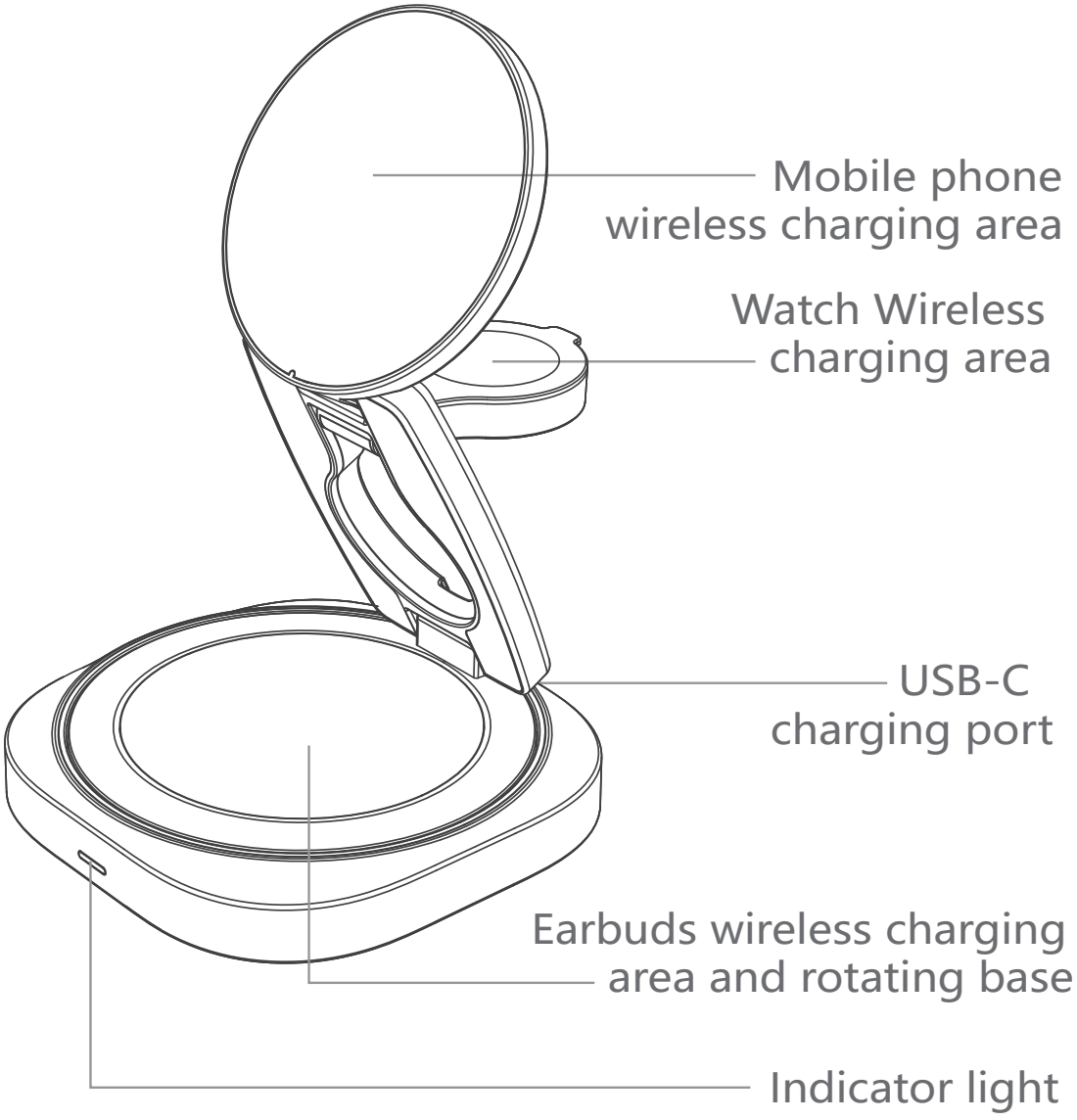

Specification

Product Model: Y329
Product Name: FOLDING 3-IN-1WIRELESS CHARGING STATION
Material: zinc alloy+ABS+silicone
Input: 5V⎓3A/9V⎓3A/12V⎓3A/15V⎓3A
Wireless Output:
Phone: 5W/7.5W/10W/15W/25W
Watch: 5W(max)
Earbuds: 5W(max)
Size: 83*83*3lmm
Weight: 292g±10g

Use Instructions:

1. Lift the folded cell phone wireless charger upward, and gently push the watch charger to make it unfold completely.

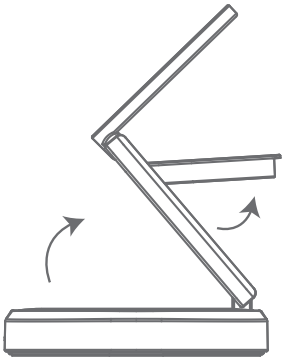

2. Insert the USB-C end of the charging cable into the product and the other end into the power adapter; the product can enter the normal working state.

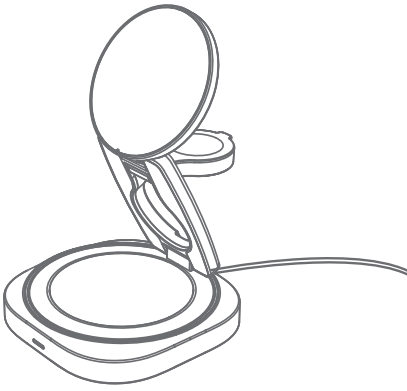

❸ This product can charge three devices at the same time: cell phone,earbuds and watch.

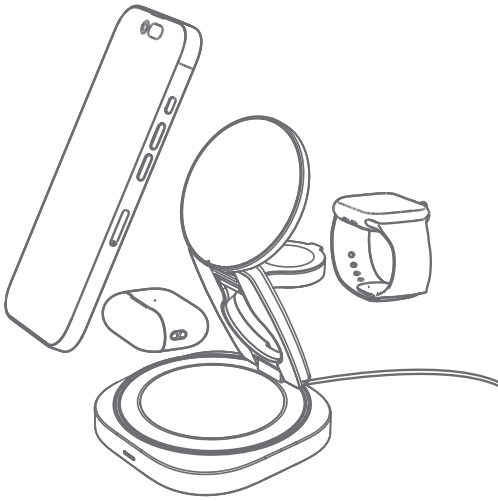

❹ The folding part and rotating base can be adjusted to fit the user's comfortable angle.

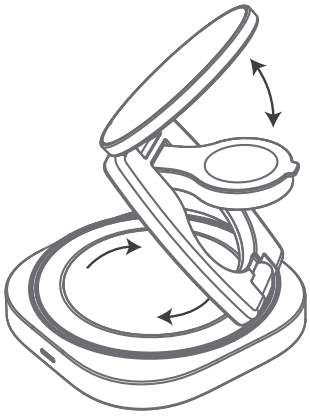

5. Indicator light state:

Standby state	after connecting the power supply,the green light is constant to enter the standby state.
Charging state	when the phone is charging, the blue light comes on and automatically goes out after 20 seconds.
FOD foreign object detection	blue light flashes and stops power supply.

Warning:

1.Please do not disassemble this product by yourself.
2.Please do not place this product near heat sources.
3.Please do not place this product close to water or in a humid place.
4.Please use a qualified power adapter to avoid charging instability.
5.Please do not place metal objects or magnetic cards on this product to avoid product damage or abnormal charging.

FCC Statement

This equipment has been tested and found to comply with the limits for a Class B digital device, pursuant to Part 15 of the FCC Rules.These limits are designed to provide reasonable protection against harmfulinterference in a residential installation.This equipment generates uses and can radiate radio frequency energy and, if not installed and used in accordance with the instructions, may cause harmful interference to radio communications. However, there

is no guarantee that interference will not occur in a particular installation.If this equipment does cause harmful interference to radio or television reception, which can be determined by turning the equipment off and on,the user is encouraged to try to correct the interference by one or more of the following measures:
--Reorient or relocate the receiving antenna.
--Increase the separation between the equipment and receiver.
--Connect the equipment into an outlet on a circuit different from that to which the receiver is connected.
--Consult the dealer or an experienced radio/TV technician for help.

This device complies with part 15 of the FCC Rules. Operation is subject to the following two conditions: (1)This device may not cause harmful interference, and (2)this device must accept anyinterference received,including interference that may cause undesired operation.
Changes or modifications not expressly approved by the party responsible for compliance could void the user's authority to operate the equipment RF warning for Mobile device:
This equipment complies with FCC radiation exposure limits set forth for an uncontrolled environment.This equipment should be installed and operated with minimum distance 20cm between the radiator & your body.