ZIHNIC

OPEN FREE ZN-S05

QUICK START GUIDE

Please read this Quick Start Guide carefully and keep it for future use.

Product Overview

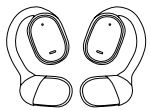

open earphones x2 (L & R)

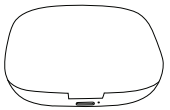

Charging case x1

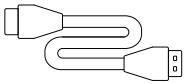

Type-C cable x1



Quick start guide

Warranty card

Charging

Before using the **ZIHNIC Open Free ZN-S05**, please connect the Type-C cable to a power adapter to begin charging. Fully charge the earphones and the charging case before the first use.

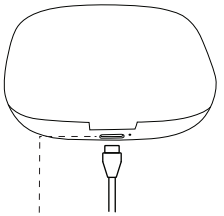

Type-C Port

Power On/Off

When taken out of the charging case, the earphones will turn on and pair with each other automatically. To turn off the earphones, put them in the charging case, then the earphones will be turned off and start charging.

Pairing

The earphones will turn on and pair with each other automatically when taken out of the charging case. A "Bluetooth mode" voice prompt will be heard after they pair successfully.

For new device connection, turn on the Bluetooth in your device and choose " **ZN-S05** " from the Bluetooth list to connect. You will hear "connected" after the earphones are paired to the device.

If the earphones have been paired before, they will connect to the last paired device automatically after being turned on.

Wearing

Put the **ZIHNIC Open Free ZN-S05** onto your ears and rotate to fit comfortably to get the best wearing and sound quality experience.

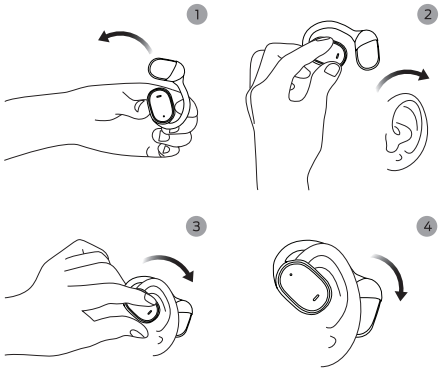

MFB Operation

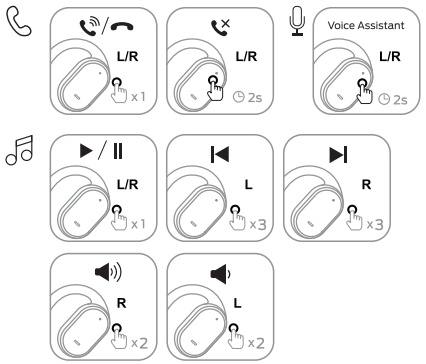

Reset

When the power on state, hit the touch keys of the headset 6 times (both left and right earphones), and the headset will automatically shut down and restore the factory settings.

Additional Operation

Answer call	Press L or R once
End call	Press L or R once
Reject call	Press MFB 2seconds
LED indicator (earphone)	
Pairing	Red -White flash
Standby	LED off
Charging	White on
Fully charged	LED off
Low battery	The red light flashes every 5 seconds.
LED indicator (charging case)	
Charging	White breathes flash
Fully charged	White on
Low battery	Red flashes

Attention

*Private replacement of batteries without permission is not recommended.

*Batteries [battery packs or battery combinations] should not be exposed to lighting, baking or similar overheating environments.

*The input voltage and current standard ≤ 5V/1A when charging the headset charging compartment from an external power source;

FCC Requirement

Any changes or modifications not expressly approved by the party responsible for compliance could void the user ' s authority to operate the equipment.

This device complies with Part 15 of the FCC Rules. Operation is subject to the following two conditions:

(1) this device may not cause harmful interference, and

(2) this device must accept any interference received, including interference that may cause undesired operation.

Note: This equipment has been tested and found to comply with the limits for a Class B digital device, pursuant to Part 15 of the FCC Rules. These limits are designed to provide reasonable protection against harmful interference in a residential installation. This equipment generates, uses, and can radiate radio frequency energy, and if not installed and used in accordance with the instructions, may cause harmful interference to radio communications. However, there is no guarantee that interference will not occur in a particular installation. If this equipment does cause harmful interference to radio or television reception, which can be determined by turning the equipment off and on, the user is encouraged to try to correct the interference by one or more of the following measures:

- Reorient or relocate the receiving antenna.
- Increase the separation between the equipment and receiver.
- Connect the equipment into an outlet on a circuit different from that to which the receiver is connected.
- Consult the dealer or an experienced radio/TV technician for help.

OPEN FREE EARPHONES

Model:ZN-S05 Brand:ZIHNIC

EC REP Product Ident GmbH
Hoferstasse 9B,71636 Ludwigsburg,Germany

UK REP EVATOST CONSULTING LTD
Suite 11,First Floor,Moy Road Business Centre,Taffs Well,Cardiff, Wales,CF15 7QR
contact@evatmaster.com

RoHS Compliance

Made in China

70X95MM 105G双胶 +风琴折

2023-12-03