Internal Photos of the EUT



Fig. 1



Fig. 2


SETTINGS:
SWITCH #1
SWITCH #2
DOWN
DOWN
CH1
UP
DOWN
CH2
DOWN
UP
CH3
UP
UP
CH1
SWITCH #3
DOWN
UP
°F
°C
SWITCH #4
DOWN
UP
SOLAR OFF Regular Battery
SOLAR ON Rechargeable Battery

Fig. 3



Fig. 4



Fig. 5



Fig. 6



Fig. 7