PDF只用于核对，不能做为印刷稿

版本	更改内容	日期
A		
B		
C		

Safety information

Important - Please read these instructions fully before installing or operating

Power source

Only use the power supply that came with the product. Using an unauthorized power supply will invalidate your guarantee and may irrecoverably damage the product.

Disconnect your Soundbar from the mains power supply during thunderstorms.

If the Soundbar will not be used for a long period of time, make sure that the mains power is unplugged and battery is removed from the remote control battery compartment

The supply terminals are not to be short-circuited.

Never throw batteries in a fire or attempt to open the outer casing.

Batteries are harmful if swallowed, so keep away from young children.

CAUTION: Danger of explosion if batteries are incorrectly replaced. Replace only with the same or equivalent type.

Moisture and water

Do not leave it in low temperatures as moisture can form inside the product, which may damage the circuit board.

Heat sources and flames

Do not leave it in high temperatures as electronic devices and plastic parts may warp in heat.

Keep it away from bright sunlight or heat sources, such as a radiator

No naked flame sources, such as lighted candles, should be placed on the product.

Ventilation

Do not block or cover slots, holes or openings on the product by placing on soft furnishings such as carpets, rugs or beds as these are provided for functionality and/or ventilation to ensure safe operation of the product.

General safety information

Keep the product and all its parts out of reach of small children.

This product is not intended for use by persons (including children) with reduced physical, sensory or mental capabilities, or lack of experience and knowledge, unless they have been given supervision or instruction concerning the use of the appliance by a person responsible for their safety.

Do not attempt to open the product. This product does not contain any user serviceable parts. Unauthorized handling of the device may damage it and will void your warranty.

• Do not use your Soundbar near emergency/intensive care medical equipment or during an electrical storm.

TEWELL

support@tewelldirect.com

18-month limited warranty

Lifetime technical support

TEWELL

2.1 Channel

Sound Bar

with Subwoofer

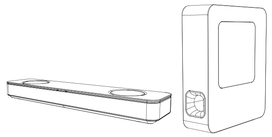

User Manual

T-615S

Getting to know your Soundbar

Main Unit

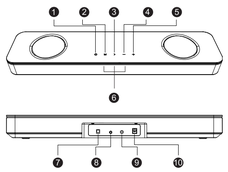

❶ Press and hold: Power on/Standby

❷ Change the mode (Bluetooth/Aux in/Optical)

❸ Press and release: Play/Pause
Press and hold: Unpair a Bluetooth device

❹ Press and hold: Volume down
Press and release: Skip back

❺ Press and hold: Volume up
Press and release: Skip forward

❻ Mode LED (Blue for Bluetooth; Orange for Aux in; Green for Optical; Standby: All the lights go out)

❼ Optical input port

❽ Aux input port

❾ Subwoofer output port

❿ DC port

Note: If no source is played, the unit will go to standby mode

Subwoofer

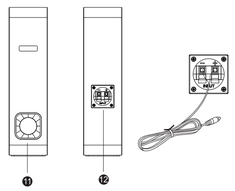

⓫ Bass Port

⓬ Iligator

• Note: Please insert the different colored lines into the corresponding color ports

Remote Control

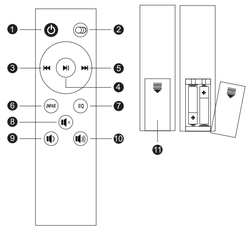

❶ Power on/Standby

❷ Change the mode (Bluetooth/Aux in/Optical)

❸ Skip back

❹ Play/Pause

❺ Skip forward

❻ Unpair a Bluetooth device

❼ Change the EQ setting

❽ Mute/Unmute the sound

❾ Volume down

❿ Volume up

⓫ Install the remote batteries

Technical Information

Amplifier	
Power Output	12Wx2+25W
Frequency Response	45Hz-20KHz
Main Unit	
Power Supplier	Input:100-240V~50-60Hz
Output	15V/2A
Power Consumption	50W
Dimensions	500*110*54mm (main unit) 95*365*385mm (subwoofer)
Remote control	
Battery	2xAAA
Bluetooth	
Bluetooth Version	Bluetooth 4.2+EDR
Select "TEWELL T-615S" from the list of available Bluetooth devices.	

FCC Warning Statement

This equipment has been tested and found to comply with the limits for a Class B digital device, pursuant to part 15 of the FCC Rules. These limits are designed to provide reasonable protection against harmful interference in a residential installation. This equipment generates, uses and can radiate radio frequency energy and, if not installed and used in accordance with the instructions, may cause harmful interference to radio communications. However, there is no guarantee that interference will not occur in a particular installation. If this equipment does cause harmful interference to radio or television reception, which can be determined by turning the equipment off and on, the user is encouraged to try to correct the interference by one or more of the following measures:
• Reorient or relocate the receiving antenna.
• Increase the separation between the equipment and receiver.
• Connect the equipment into an outlet on a circuit different from that to which the receiver is connected.
• Consult the dealer or an experienced radio/TV technician for help.
Caution: Any changes or modifications to this device not explicitly approved by manufacturer could void your authority to operate this equipment.
This device complies with part 15 of the FCC Rules. Operation is subject to the following two conditions: (1) This device may not cause harmful interference, and (2) this device must accept any interference received, including interference that may cause undesired operation.

The device has been evaluated to meet general RF exposure requirement. The device can be used in portable exposure condition without restriction.

制作工艺：

尺寸: 360 X 160 MM 折后尺寸：90 X 160MM

材质: 105G铜版纸

印刷: 单黑印刷 折页 风琴折

表面处理:

色相正确、印迹牢固、套印准确、各色套印不露杂色，套印误差≤ 0.1mm

技术要求(包装物料)

1.材料：按图纸
2.工艺：按图纸
3.尺寸：所有标注尺寸均为必须管控 尺寸
4.公差：依照图表公差表
5.外观：外观要求参照样板，符合《WS检验标准》
6.其它：所有材料要符合RoHS环保要求

默认公差尺寸表

尺寸（mm)	>0-10	>10-20	>20-50	>50-100	>100-200	>200
公差（mm)	0.5mm	1.0mm	1.0mm	1.25mm	1.50mm	1.75mm

纸张厚度标准：

• 铜版纸类印刷品：纸张克重依据印刷行业行业标准

• 坑纹纸类印刷品：破裂强度及边压强度依据印刷行业行业标准

深圳市鼎诚泰富电子科技有限公司
SHENZHEN DCTF CEAUDIO ELECTRONICS CO LTD

初创日期	20180228				
文件比例	1:1				
MODEL_NAME (机型名称)	BS615S	PART_NAME(零件名称)	说明书		
		PART_NO.(物料编号)	4		
PO No. 生产订单号	DC181220-01	美 工	刘杨	电 子	
NUMBER 用量	1PCS	结 构		审 核	