Product : Flat Panel Detector
Test Item : General Radiated Emission
Test Date : 2019/10/03
Test Mode : Mode 2 SISO B: Transmit (802.11n-40BW_15Mbps) (5795MHz)

Vertical

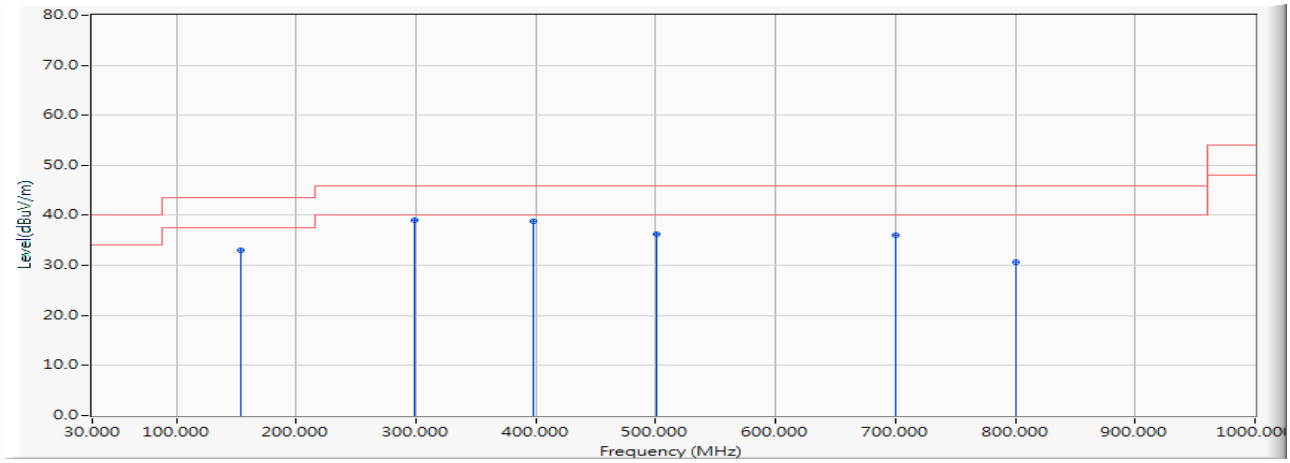

		Frequency (MHz)	Correct Factor (dB)	Reading Level (dBuV)	Measure Level (dBuV/m)	Margin (dB)	Limit (dBuV/m)	Detector Type
1		153.710	-20.167	53.196	33.028	-10.472	43.500	QUASIPEAK
2	*	298.507	-15.074	54.193	39.119	-6.881	46.000	QUASIPEAK
3		398.319	-13.589	52.493	38.904	-7.096	46.000	QUASIPEAK
4		500.942	-10.881	47.163	36.283	-9.717	46.000	QUASIPEAK
5		700.565	-9.112	45.193	36.081	-9.919	46.000	QUASIPEAK
6		800.370	-8.870	39.493	30.623	-15.377	46.000	QUASIPEAK

Note:

1. All Readings below 1GHz are Quasi-Peak, above 1GHz are performed with peak and/or average measurements as necessary.
2. Measurement Level = Reading Level + Correct Factor.
3. Correct Factor = Antenna factor + Cable loss –Amplifier gain.
4. The emission levels of other frequencies are very lower than the limit and not show in test report.
5. No emission found between lowest internal used/generated frequency to 30MHz.

Product : Flat Panel Detector
Test Item : General Radiated Emission
Test Date : 2019/10/03
Test Mode : Mode 2 SISO B: Transmit (802.11ac-80BW_32.5Mbps)(5210MHz)

Horizontal

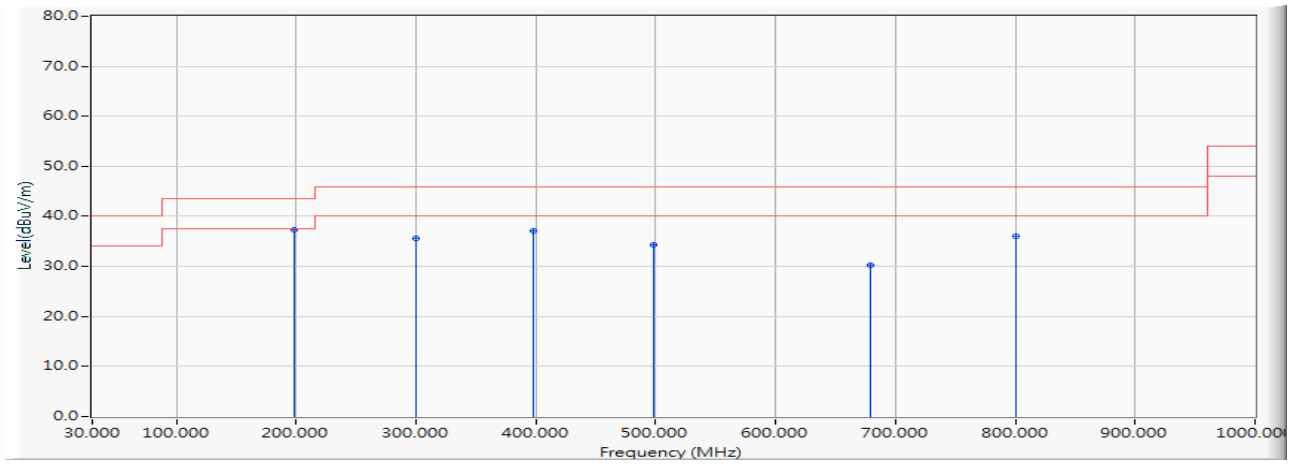

		Frequency (MHz)	Correct Factor (dB)	Reading Level (dBuV)	Measure Level (dBuV/m)	Margin (dB)	Limit (dBuV/m)	Detector Type
1	*	198.696	-18.197	55.496	37.298	-6.202	43.500	QUASIPEAK
2		299.913	-14.773	50.469	35.695	-10.305	46.000	QUASIPEAK
3		398.319	-13.589	50.798	37.209	-8.791	46.000	QUASIPEAK
4		498.130	-10.992	45.298	34.306	-11.694	46.000	QUASIPEAK
5		679.478	-9.253	39.413	30.161	-15.839	46.000	QUASIPEAK
6		800.377	-8.870	44.963	36.093	-9.907	46.000	QUASIPEAK

Note:

1. All Readings below 1GHz are Quasi-Peak, above 1GHz are performed with peak and/or average measurements as necessary.
2. Measurement Level = Reading Level + Correct Factor.
3. Correct Factor = Antenna factor + Cable loss –Amplifier gain.
4. The emission levels of other frequencies are very lower than the limit and not show in test report.
5. No emission found between lowest internal used/generated frequency to 30MHz.

Product	:	Flat Panel Detector
Test Item	:	General Radiated Emission
Test Date	:	2019/10/03
Test Mode	:	Mode 2 SISO B: Transmit (802.11ac-80BW_32.5Mbps)(5210MHz)

Vertical

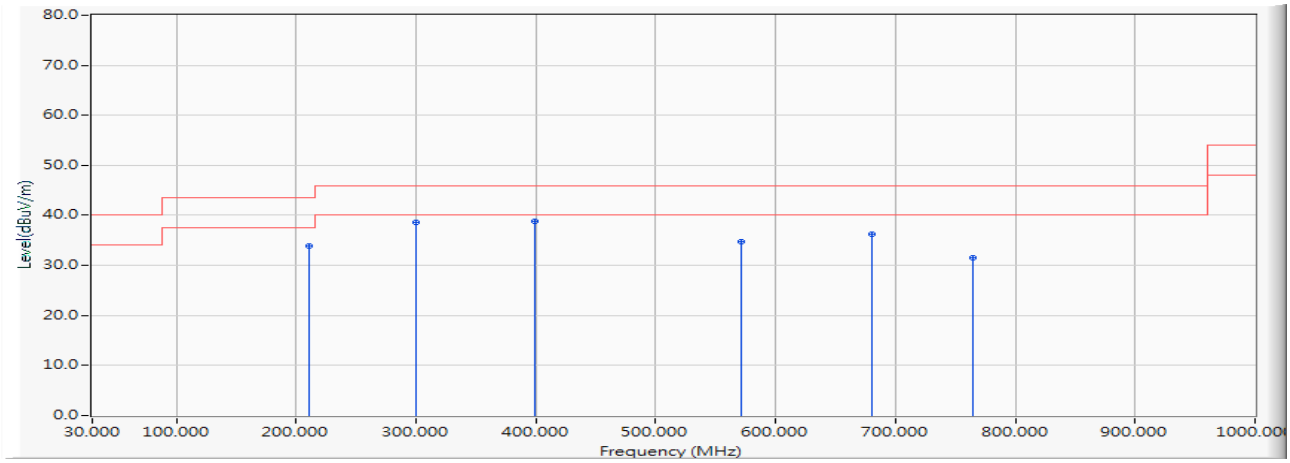

		Frequency (MHz)	Correct Factor (dB)	Reading Level (dBuV)	Measure Level (dBuV/m)	Margin (dB)	Limit (dBuV/m)	Detector Type
1		211.348	-18.181	51.984	33.802	-9.698	43.500	QUASIPEAK
2		299.913	-14.773	53.460	38.686	-7.314	46.000	QUASIPEAK
3	*	399.725	-13.696	52.493	38.797	-7.203	46.000	QUASIPEAK
4		571.232	-8.807	43.565	34.758	-11.242	46.000	QUASIPEAK
5		680.884	-9.227	45.535	36.308	-9.692	46.000	QUASIPEAK
6		765.232	-7.903	39.484	31.581	-14.419	46.000	QUASIPEAK

Note:

1. All Readings below 1GHz are Quasi-Peak, above 1GHz are performed with peak and/or average measurements as necessary.
2. Measurement Level = Reading Level + Correct Factor.
3. Correct Factor = Antenna factor + Cable loss –Amplifier gain.
4. The emission levels of other frequencies are very lower than the limit and not show in test report.
5. No emission found between lowest internal used/generated frequency to 30MHz.

Product : Flat Panel Detector
Test Item : General Radiated Emission
Test Date : 2019/10/03
Test Mode : Mode 2 SISO B: Transmit (802.11ac-80BW_32.5Mbps)(5290MHz)

Horizontal

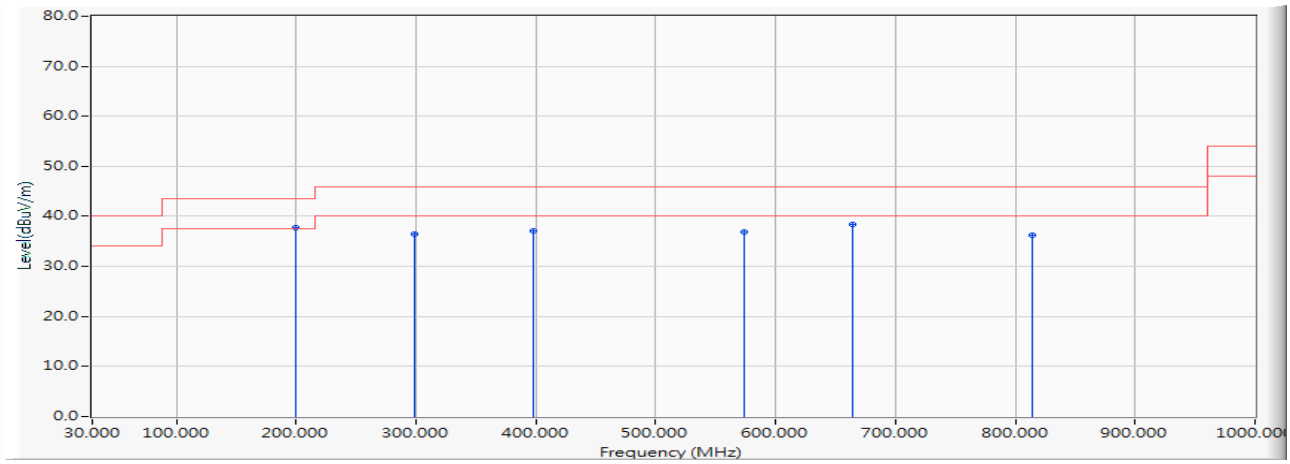

		Frequency (MHz)	Correct Factor (dB)	Reading Level (dBuV)	Measure Level (dBuV/m)	Margin (dB)	Limit (dBuV/m)	Detector Type
1	*	200.101	-18.131	55.898	37.767	-5.733	43.500	QUASIPEAK
2		298.507	-15.074	51.462	36.388	-9.612	46.000	QUASIPEAK
3		398.319	-13.589	50.780	37.191	-8.809	46.000	QUASIPEAK
4		574.043	-8.376	45.168	36.791	-9.209	46.000	QUASIPEAK
5		664.014	-9.866	48.160	38.293	-7.707	46.000	QUASIPEAK
6		814.435	-8.930	45.187	36.257	-9.743	46.000	QUASIPEAK

Note:

1. All Readings below 1GHz are Quasi-Peak, above 1GHz are performed with peak and/or average measurements as necessary.
2. Measurement Level = Reading Level + Correct Factor.
3. Correct Factor = Antenna factor + Cable loss –Amplifier gain.
4. The emission levels of other frequencies are very lower than the limit and not show in test report.
5. No emission found between lowest internal used/generated frequency to 30MHz.

Product : Flat Panel Detector
Test Item : General Radiated Emission
Test Date : 2019/10/03
Test Mode : Mode 2 SISO B: Transmit (802.11ac-80BW_32.5Mbps)(5290MHz)

Vertical

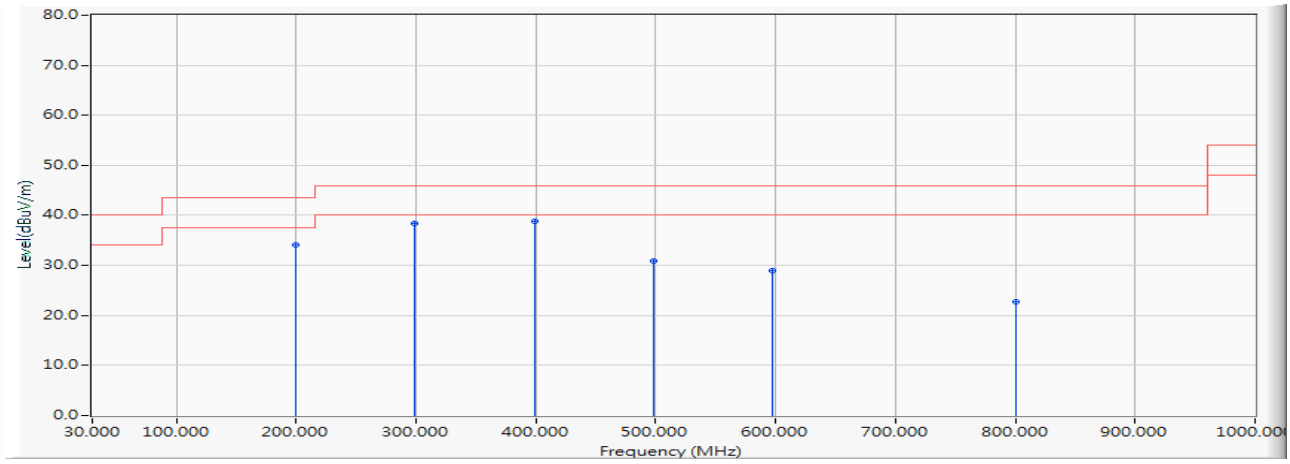

		Frequency (MHz)	Correct Factor (dB)	Reading Level (dBuV)	Measure Level (dBuV/m)	Margin (dB)	Limit (dBuV/m)	Detector Type
1		200.101	-18.131	52.193	34.062	-9.438	43.500	QUASIPEAK
2		298.507	-15.074	53.496	38.422	-7.578	46.000	QUASIPEAK
3	*	399.725	-13.696	52.490	38.794	-7.206	46.000	QUASIPEAK
4		498.130	-10.992	41.846	30.854	-15.146	46.000	QUASIPEAK
5		597.942	-6.648	35.498	28.851	-17.149	46.000	QUASIPEAK
6		800.377	-8.870	31.589	22.719	-23.281	46.000	QUASIPEAK

Note:

1. All Readings below 1GHz are Quasi-Peak, above 1GHz are performed with peak and/or average measurements as necessary.
2. Measurement Level = Reading Level + Correct Factor.
3. Correct Factor = Antenna factor + Cable loss –Amplifier gain.
4. The emission levels of other frequencies are very lower than the limit and not show in test report.
5. No emission found between lowest internal used/generated frequency to 30MHz.

Product : Flat Panel Detector
Test Item : General Radiated Emission
Test Date : 2019/10/03
Test Mode : Mode 2 SISO B: Transmit (802.11ac-80BW_32.5Mbps)(5530MHz)

Horizontal

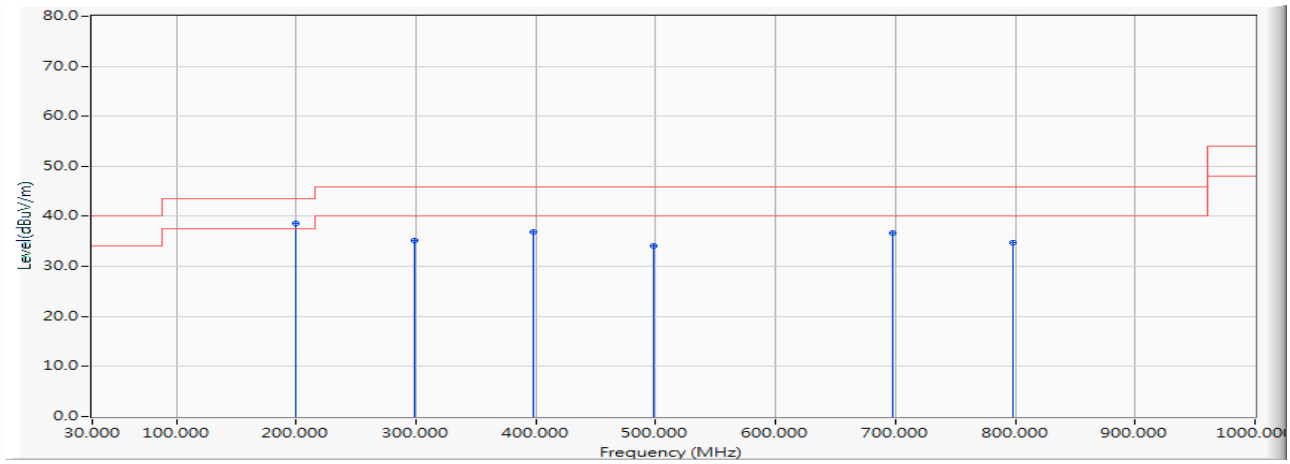

		Frequency (MHz)	Correct Factor (dB)	Reading Level (dBuV)	Measure Level (dBuV/m)	Margin (dB)	Limit (dBuV/m)	Detector Type
1	*	200.101	-18.131	56.746	38.615	-4.885	43.500	QUASIPEAK
2		298.507	-15.074	50.196	35.122	-10.878	46.000	QUASIPEAK
3		398.319	-13.589	50.469	36.880	-9.120	46.000	QUASIPEAK
4		498.130	-10.992	45.169	34.177	-11.823	46.000	QUASIPEAK
5		697.754	-9.148	45.826	36.677	-9.323	46.000	QUASIPEAK
6		797.565	-8.821	43.520	34.698	-11.302	46.000	QUASIPEAK

Note:

1. All Readings below 1GHz are Quasi-Peak, above 1GHz are performed with peak and/or average measurements as necessary.
2. Measurement Level = Reading Level + Correct Factor.
3. Correct Factor = Antenna factor + Cable loss –Amplifier gain.
4. The emission levels of other frequencies are very lower than the limit and not show in test report.
5. No emission found between lowest internal used/generated frequency to 30MHz.

Product : Flat Panel Detector
Test Item : General Radiated Emission
Test Date : 2019/10/03
Test Mode : Mode 2 SISO B: Transmit (802.11ac-80BW_32.5Mbps)(5530MHz)

Vertical

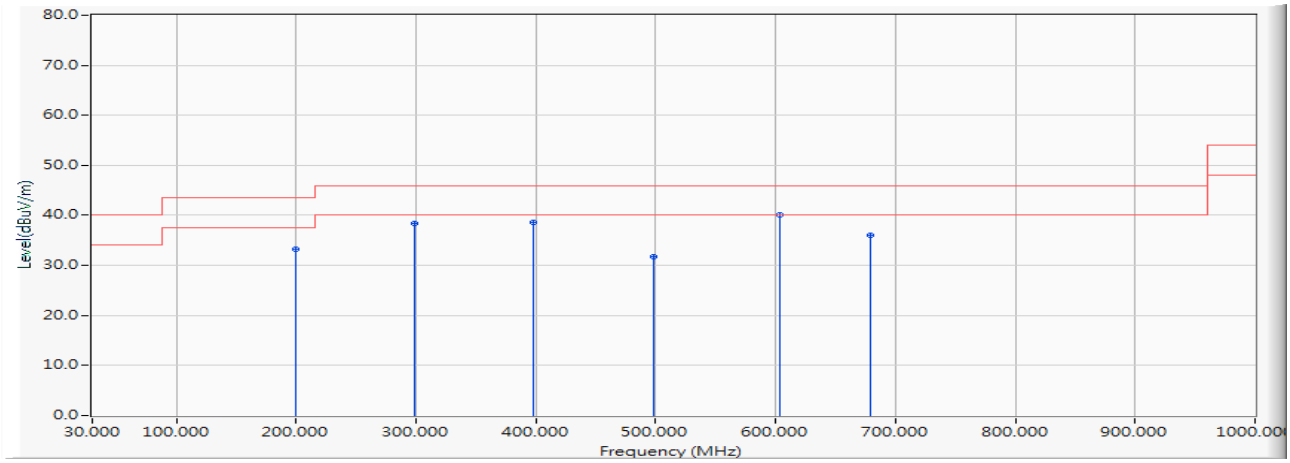

		Frequency (MHz)	Correct Factor (dB)	Reading Level (dBuV)	Measure Level (dBuV/m)	Margin (dB)	Limit (dBuV/m)	Detector Type
1		200.101	-18.131	51.269	33.138	-10.362	43.500	QUASIPEAK
2		298.507	-15.074	53.477	38.403	-7.597	46.000	QUASIPEAK
3		398.319	-13.589	52.174	38.585	-7.415	46.000	QUASIPEAK
4		498.130	-10.992	42.693	31.701	-14.299	46.000	QUASIPEAK
5	*	603.565	-6.810	46.815	40.005	-5.995	46.000	QUASIPEAK
6		679.478	-9.253	45.198	35.946	-10.054	46.000	QUASIPEAK

Note:

1. All Readings below 1GHz are Quasi-Peak, above 1GHz are performed with peak and/or average measurements as necessary.
2. Measurement Level = Reading Level + Correct Factor.
3. Correct Factor = Antenna factor + Cable loss –Amplifier gain.
4. The emission levels of other frequencies are very lower than the limit and not show in test report.
5. No emission found between lowest internal used/generated frequency to 30MHz.

Product	:	Flat Panel Detector
Test Item	:	General Radiated Emission
Test Date	:	2019/10/03
Test Mode	:	Mode 2 SISO B: Transmit (802.11ac-80BW_32.5Mbps)(5775MHz)

Horizontal

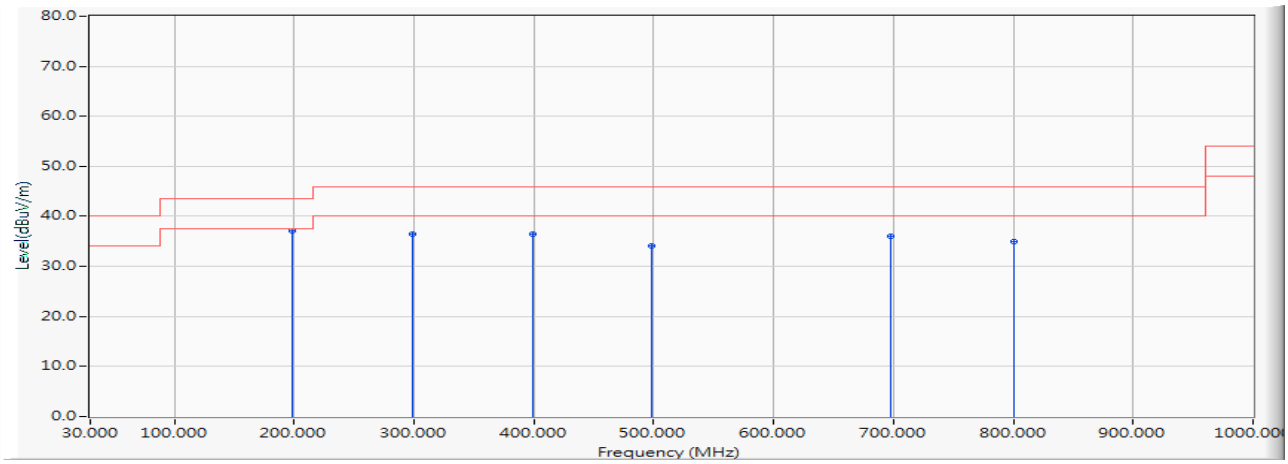

		Frequency (MHz)	Correct Factor (dB)	Reading Level (dBuV)	Measure Level (dBuV/m)	Margin (dB)	Limit (dBuV/m)	Detector Type
1	*	198.696	-18.197	55.196	36.998	-6.502	43.500	QUASIPEAK
2		298.507	-15.074	51.496	36.422	-9.578	46.000	QUASIPEAK
3		399.725	-13.696	50.198	36.502	-9.498	46.000	QUASIPEAK
4		498.130	-10.992	45.198	34.206	-11.794	46.000	QUASIPEAK
5		697.754	-9.148	45.198	36.049	-9.951	46.000	QUASIPEAK
6		800.377	-8.870	43.816	34.946	-11.054	46.000	QUASIPEAK

Note:

1. All Readings below 1GHz are Quasi-Peak, above 1GHz are performed with peak and/or average measurements as necessary.
2. Measurement Level = Reading Level + Correct Factor.
3. Correct Factor = Antenna factor + Cable loss –Amplifier gain.
4. The emission levels of other frequencies are very lower than the limit and not show in test report.
5. No emission found between lowest internal used/generated frequency to 30MHz.

Product : Flat Panel Detector
Test Item : General Radiated Emission
Test Date : 2019/10/03
Test Mode : Mode 2 SISO B: Transmit (802.11ac-80BW_32.5Mbps)(5775MHz)

Vertical

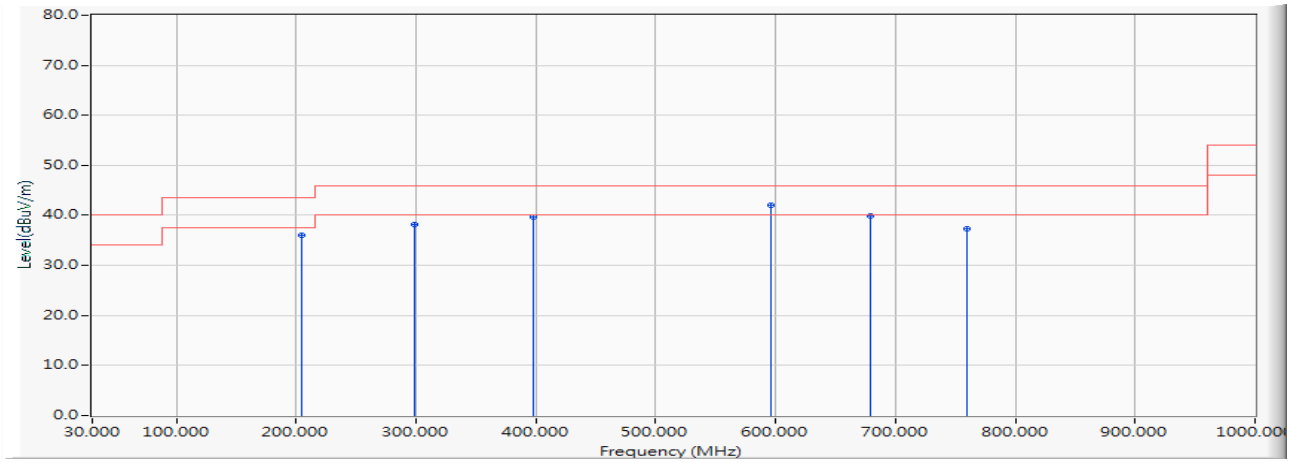

		Frequency (MHz)	Correct Factor (dB)	Reading Level (dBuV)	Measure Level (dBuV/m)	Margin (dB)	Limit (dBuV/m)	Detector Type
1		204.319	-18.148	54.182	36.034	-7.466	43.500	QUASIPEAK
2		298.507	-15.074	53.169	38.095	-7.905	46.000	QUASIPEAK
3		398.319	-13.589	53.179	39.590	-6.410	46.000	QUASIPEAK
4	*	596.536	-6.711	48.754	42.043	-3.957	46.000	QUASIPEAK
5		679.478	-9.253	49.183	39.931	-6.069	46.000	QUASIPEAK
6		759.609	-7.641	44.856	37.215	-8.785	46.000	QUASIPEAK

Note:

1. All Readings below 1GHz are Quasi-Peak, above 1GHz are performed with peak and/or average measurements as necessary.
2. Measurement Level = Reading Level + Correct Factor.
3. Correct Factor = Antenna factor + Cable loss –Amplifier gain.
4. The emission levels of other frequencies are very lower than the limit and not show in test report.
5. No emission found between lowest internal used/generated frequency to 30MHz.

Product	:	Flat Panel Detector
Test Item	:	General Radiated Emission
Test Date	:	2019/09/25
Test Mode	:	Mode 3 MIMO: Transmit (802.11n-20BW_14.4Mbps) (5200MHz)

Horizontal

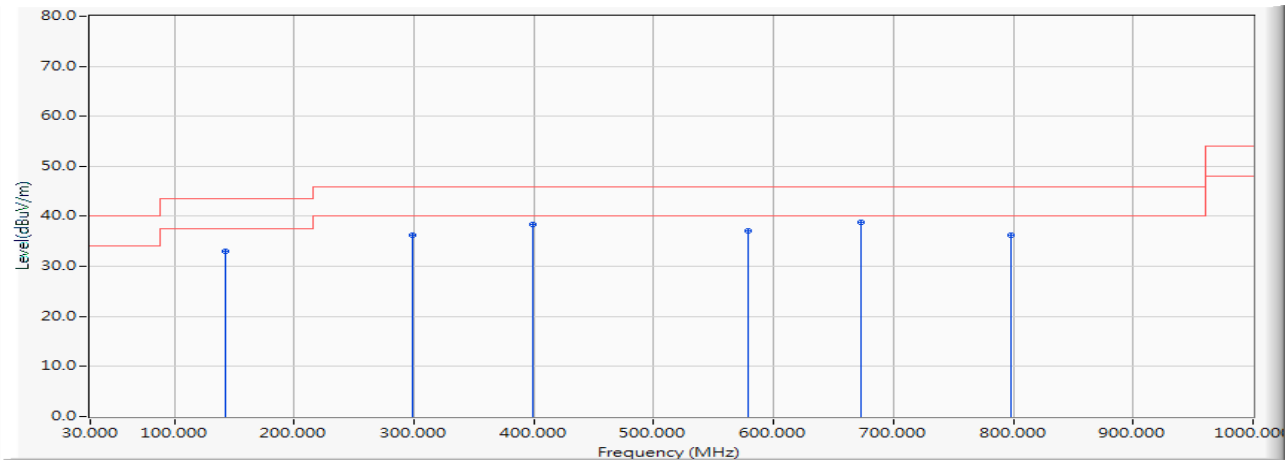

		Frequency (MHz)	Correct Factor (dB)	Reading Level (dBuV)	Measure Level (dBuV/m)	Margin (dB)	Limit (dBuV/m)	Detector Type
1		142.464	-18.156	51.096	32.939	-10.561	43.500	QUASIPEAK
2		298.507	-15.074	51.346	36.272	-9.728	46.000	QUASIPEAK
3		399.725	-13.696	52.098	38.402	-7.598	46.000	QUASIPEAK
4		578.261	-7.732	44.827	37.095	-8.905	46.000	QUASIPEAK
5	*	672.449	-9.534	48.367	38.833	-7.167	46.000	QUASIPEAK
6		797.565	-8.821	45.098	36.276	-9.724	46.000	QUASIPEAK

Note:

1. All Readings below 1GHz are Quasi-Peak, above 1GHz are performed with peak and/or average measurements as necessary.
2. Measurement Level = Reading Level + Correct Factor.
3. Correct Factor = Antenna factor + Cable loss –Amplifier gain.
4. The emission levels of other frequencies are very lower than the limit and not show in test report.
5. No emission found between lowest internal used/generated frequency to 30MHz.

Product : Flat Panel Detector
Test Item : General Radiated Emission
Test Date : 2019/09/25
Test Mode : Mode 3 MIMO: Transmit (802.11n-20BW_14.4Mbps) (5200MHz)

Vertical

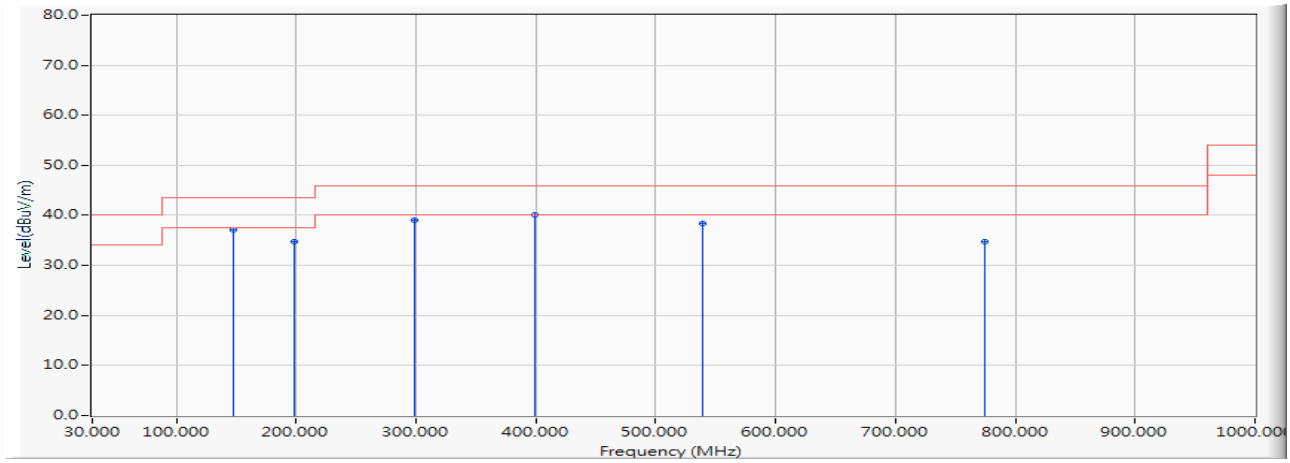

		Frequency (MHz)	Correct Factor (dB)	Reading Level (dBuV)	Measure Level (dBuV/m)	Margin (dB)	Limit (dBuV/m)	Detector Type
1		148.087	-19.408	56.498	37.090	-6.410	43.500	QUASIPEAK
2		198.696	-18.197	52.843	34.645	-8.855	43.500	QUASIPEAK
3		298.507	-15.074	54.036	38.962	-7.038	46.000	QUASIPEAK
4	*	399.725	-13.696	53.781	40.085	-5.915	46.000	QUASIPEAK
5		538.899	-11.393	49.763	38.371	-7.629	46.000	QUASIPEAK
6		775.072	-8.311	43.016	34.705	-11.295	46.000	QUASIPEAK

Note:

1. All Readings below 1GHz are Quasi-Peak, above 1GHz are performed with peak and/or average measurements as necessary.
2. Measurement Level = Reading Level + Correct Factor.
3. Correct Factor = Antenna factor + Cable loss –Amplifier gain.
4. The emission levels of other frequencies are very lower than the limit and not show in test report.
5. No emission found between lowest internal used/generated frequency to 30MHz.

Product	:	Flat Panel Detector
Test Item	:	General Radiated Emission
Test Date	:	2019/09/25
Test Mode	:	Mode 3 MIMO: Transmit (802.11n-20BW_14.4Mbps) (5280MHz)

Horizontal

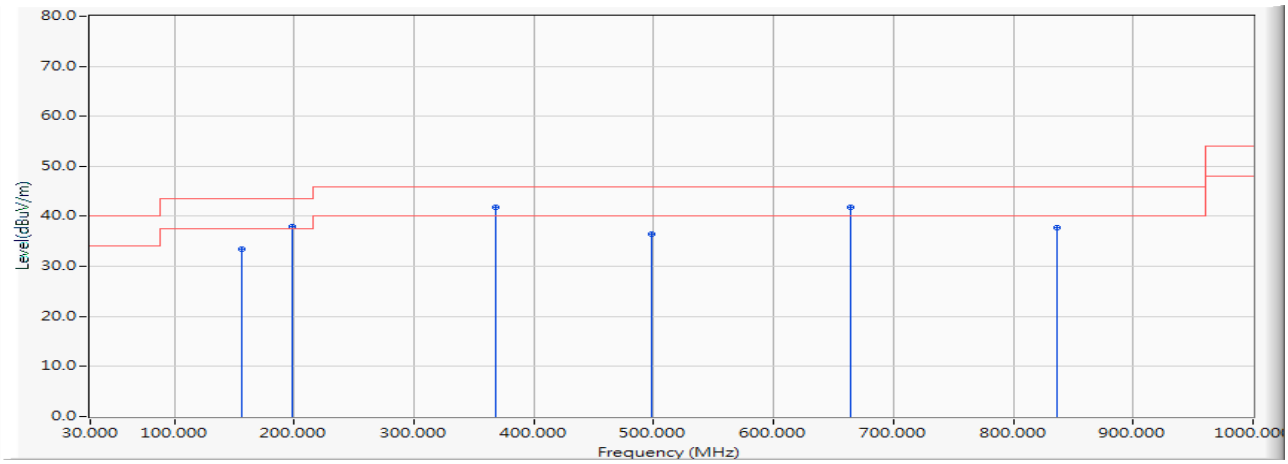

		Frequency (MHz)	Correct Factor (dB)	Reading Level (dBuV)	Measure Level (dBuV/m)	Margin (dB)	Limit (dBuV/m)	Detector Type
1		156.522	-20.425	53.846	33.421	-10.079	43.500	QUASIPEAK
2		198.696	-18.197	56.078	37.880	-5.620	43.500	QUASIPEAK
3		368.797	-12.446	54.206	41.759	-4.241	46.000	QUASIPEAK
4		498.130	-10.992	47.364	36.372	-9.628	46.000	QUASIPEAK
5	*	664.014	-9.866	51.793	41.926	-4.074	46.000	QUASIPEAK
6		836.928	-8.432	46.137	37.705	-8.295	46.000	QUASIPEAK

Note:

1. All Readings below 1GHz are Quasi-Peak, above 1GHz are performed with peak and/or average measurements as necessary.
2. Measurement Level = Reading Level + Correct Factor.
3. Correct Factor = Antenna factor + Cable loss –Amplifier gain.
4. The emission levels of other frequencies are very lower than the limit and not show in test report.
5. No emission found between lowest internal used/generated frequency to 30MHz.

Product : Flat Panel Detector
Test Item : General Radiated Emission
Test Date : 2019/09/25
Test Mode : Mode 3 MIMO: Transmit (802.11n-20BW_14.4Mbps) (5280MHz)

Vertical

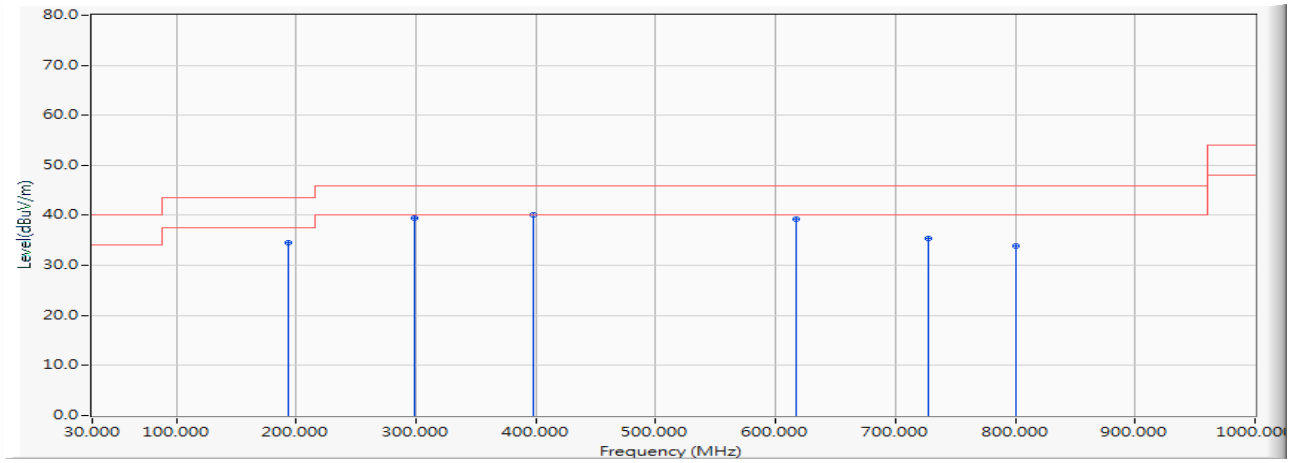

		Frequency (MHz)	Correct Factor (dB)	Reading Level (dBuV)	Measure Level (dBuV/m)	Margin (dB)	Limit (dBuV/m)	Detector Type
1		193.072	-18.541	53.169	34.629	-8.871	43.500	QUASIPEAK
2		298.507	-15.074	54.462	39.388	-6.612	46.000	QUASIPEAK
3	*	398.319	-13.589	53.698	40.109	-5.891	46.000	QUASIPEAK
4		617.623	-7.855	47.193	39.338	-6.662	46.000	QUASIPEAK
5		727.275	-7.659	43.069	35.410	-10.590	46.000	QUASIPEAK
6		800.377	-8.870	42.740	33.870	-12.130	46.000	QUASIPEAK

Note:

1. All Readings below 1GHz are Quasi-Peak, above 1GHz are performed with peak and/or average measurements as necessary.
2. Measurement Level = Reading Level + Correct Factor.
3. Correct Factor = Antenna factor + Cable loss –Amplifier gain.
4. The emission levels of other frequencies are very lower than the limit and not show in test report.
5. No emission found between lowest internal used/generated frequency to 30MHz.

Product	:	Flat Panel Detector
Test Item	:	General Radiated Emission
Test Date	:	2019/09/25
Test Mode	:	Mode 3 MIMO: Transmit (802.11n-20BW_14.4Mbps) (5600MHz)

Horizontal

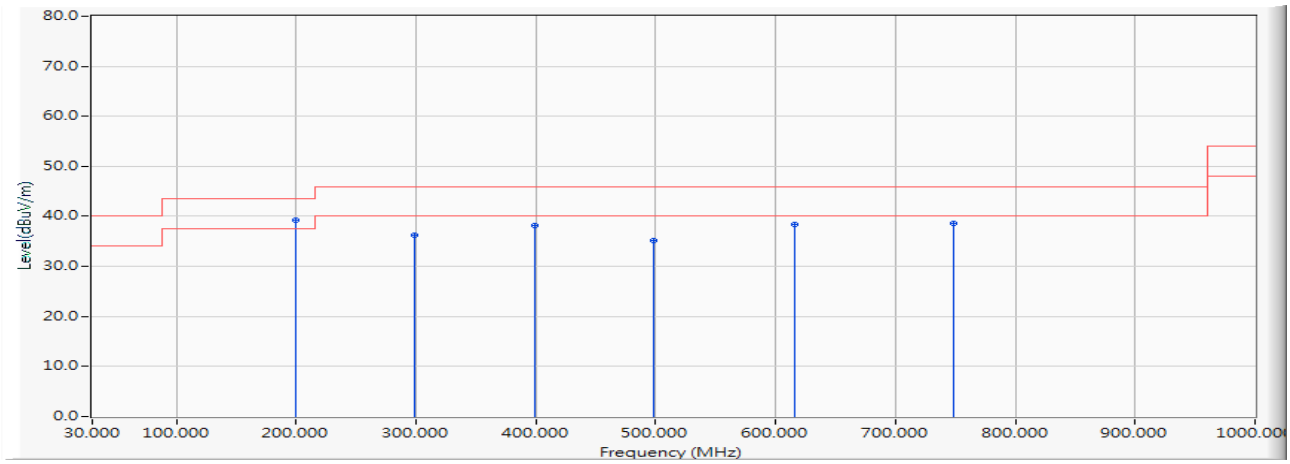

		Frequency (MHz)	Correct Factor (dB)	Reading Level (dBuV)	Measure Level (dBuV/m)	Margin (dB)	Limit (dBuV/m)	Detector Type
1	*	200.101	-18.131	57.310	39.179	-4.321	43.500	QUASIPEAK
2		298.507	-15.074	51.348	36.274	-9.726	46.000	QUASIPEAK
3		399.725	-13.696	51.978	38.282	-7.718	46.000	QUASIPEAK
4		498.130	-10.992	46.203	35.211	-10.789	46.000	QUASIPEAK
5		616.217	-7.745	46.038	38.292	-7.708	46.000	QUASIPEAK
6		748.362	-6.369	44.871	38.502	-7.498	46.000	QUASIPEAK

Note:

1. All Readings below 1GHz are Quasi-Peak, above 1GHz are performed with peak and/or average measurements as necessary.
2. Measurement Level = Reading Level + Correct Factor.
3. Correct Factor = Antenna factor + Cable loss –Amplifier gain.
4. The emission levels of other frequencies are very lower than the limit and not show in test report.
5. No emission found between lowest internal used/generated frequency to 30MHz.

Product : Flat Panel Detector
Test Item : General Radiated Emission
Test Date : 2019/09/25
Test Mode : Mode 3 MIMO: Transmit (802.11n-20BW_14.4Mbps) (5600MHz)

Vertical

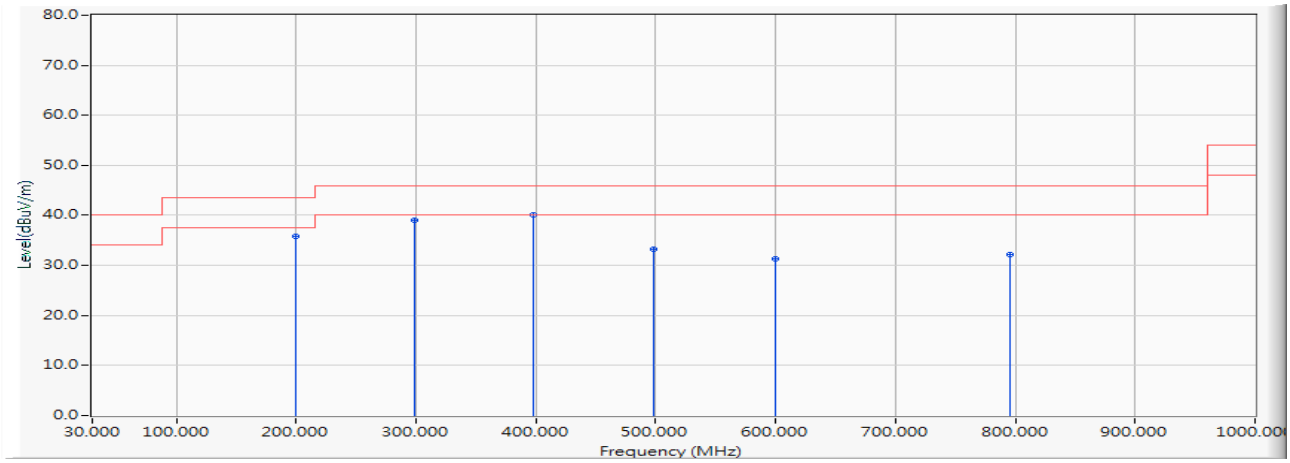

		Frequency (MHz)	Correct Factor (dB)	Reading Level (dBuV)	Measure Level (dBuV/m)	Margin (dB)	Limit (dBuV/m)	Detector Type
1		200.101	-18.131	53.846	35.715	-7.785	43.500	QUASIPEAK
2		298.507	-15.074	54.068	38.994	-7.006	46.000	QUASIPEAK
3	*	398.319	-13.589	53.696	40.107	-5.893	46.000	QUASIPEAK
4		498.130	-10.992	44.130	33.138	-12.862	46.000	QUASIPEAK
5		599.348	-6.581	37.903	31.322	-14.678	46.000	QUASIPEAK
6		796.159	-8.795	40.898	32.103	-13.897	46.000	QUASIPEAK

Note:

1. All Readings below 1GHz are Quasi-Peak, above 1GHz are performed with peak and/or average measurements as necessary.
2. Measurement Level = Reading Level + Correct Factor.
3. Correct Factor = Antenna factor + Cable loss –Amplifier gain.
4. The emission levels of other frequencies are very lower than the limit and not show in test report.
5. No emission found between lowest internal used/generated frequency to 30MHz.

Product	:	Flat Panel Detector
Test Item	:	General Radiated Emission
Test Date	:	2019/09/25
Test Mode	:	Mode 3 MIMO: Transmit (802.11n-20BW_14.4Mbps) (5720MHz)

Horizontal

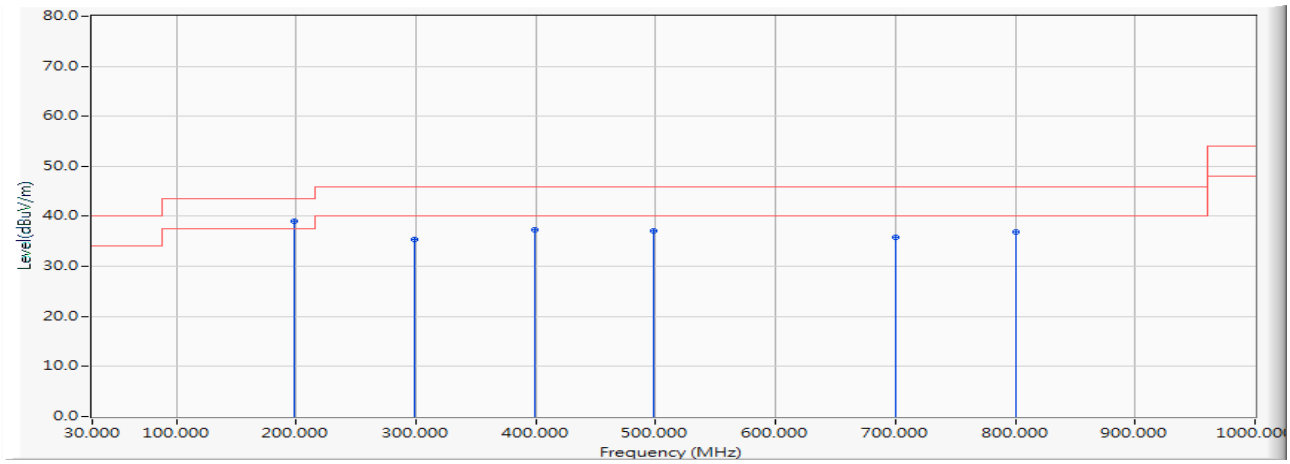

		Frequency (MHz)	Correct Factor (dB)	Reading Level (dBuV)	Measure Level (dBuV/m)	Margin (dB)	Limit (dBuV/m)	Detector Type
1	*	198.696	-18.197	57.139	38.941	-4.559	43.500	QUASIPEAK
2		298.507	-15.074	50.447	35.373	-10.627	46.000	QUASIPEAK
3		399.725	-13.696	51.090	37.394	-8.606	46.000	QUASIPEAK
4		498.130	-10.992	48.012	37.020	-8.980	46.000	QUASIPEAK
5		700.565	-9.112	44.891	35.779	-10.221	46.000	QUASIPEAK
6		800.377	-8.870	45.793	36.923	-9.077	46.000	QUASIPEAK

Note:

1. All Readings below 1GHz are Quasi-Peak, above 1GHz are performed with peak and/or average measurements as necessary.
2. Measurement Level = Reading Level + Correct Factor.
3. Correct Factor = Antenna factor + Cable loss –Amplifier gain.
4. The emission levels of other frequencies are very lower than the limit and not show in test report.
5. No emission found between lowest internal used/generated frequency to 30MHz.

Product	:	Flat Panel Detector
Test Item	:	General Radiated Emission
Test Date	:	2019/09/25
Test Mode	:	Mode 3 MIMO: Transmit (802.11n-20BW_14.4Mbps) (5720MHz)

Vertical

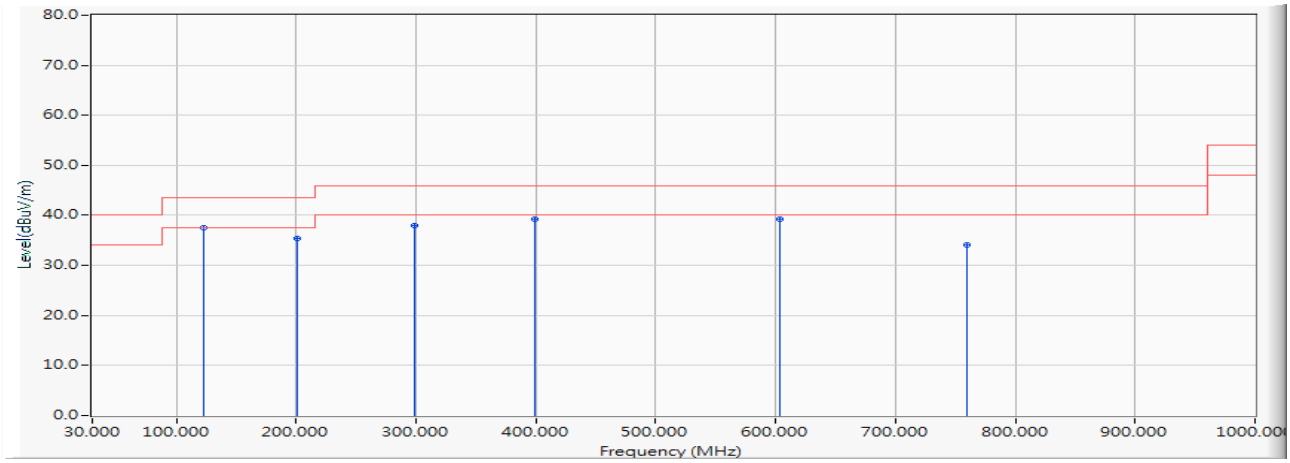

		Frequency (MHz)	Correct Factor (dB)	Reading Level (dBuV)	Measure Level (dBuV/m)	Margin (dB)	Limit (dBuV/m)	Detector Type
1	*	122.783	-16.674	54.193	37.519	-5.981	43.500	QUASIPEAK
2		201.507	-18.131	53.496	35.365	-8.135	43.500	QUASIPEAK
3		298.507	-15.074	53.129	38.055	-7.945	46.000	QUASIPEAK
4		399.725	-13.696	52.910	39.214	-6.786	46.000	QUASIPEAK
5		603.565	-6.810	45.964	39.154	-6.846	46.000	QUASIPEAK
6		759.609	-7.641	41.723	34.082	-11.918	46.000	QUASIPEAK

Note:

1. All Readings below 1GHz are Quasi-Peak, above 1GHz are performed with peak and/or average measurements as necessary.
2. Measurement Level = Reading Level + Correct Factor.
3. Correct Factor = Antenna factor + Cable loss –Amplifier gain.
4. The emission levels of other frequencies are very lower than the limit and not show in test report.
5. No emission found between lowest internal used/generated frequency to 30MHz.

Product	:	Flat Panel Detector
Test Item	:	General Radiated Emission
Test Date	:	2019/09/25
Test Mode	:	Mode 3 MIMO: Transmit (802.11n-20BW_14.4Mbps) (5785MHz)

Horizontal

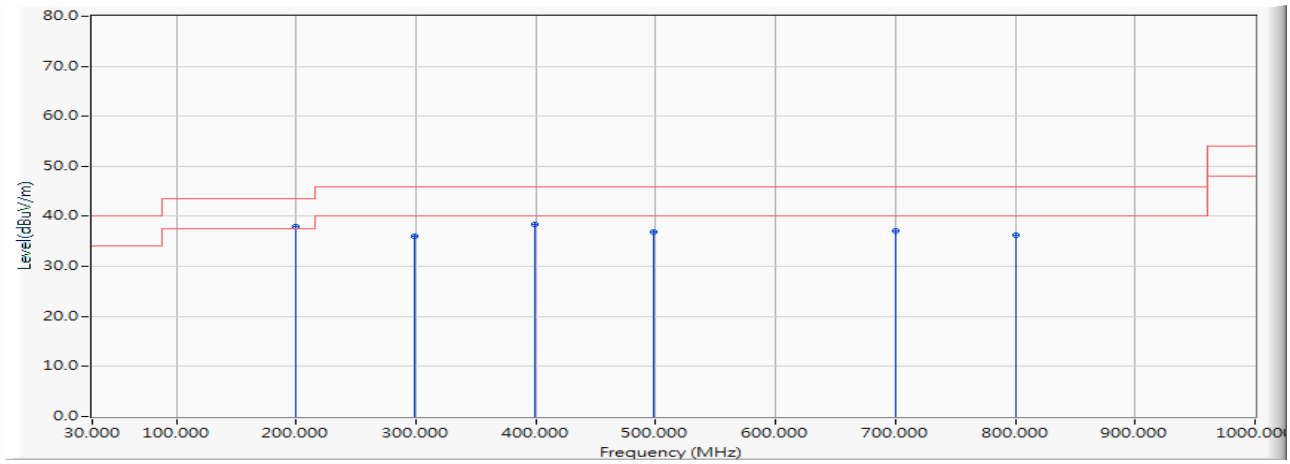

		Frequency (MHz)	Correct Factor (dB)	Reading Level (dBuV)	Measure Level (dBuV/m)	Margin (dB)	Limit (dBuV/m)	Detector Type
1	*	200.101	-18.131	56.067	37.936	-5.564	43.500	QUASIPEAK
2		298.507	-15.074	51.067	35.993	-10.007	46.000	QUASIPEAK
3		399.725	-13.696	52.093	38.397	-7.603	46.000	QUASIPEAK
4		498.130	-10.992	47.843	36.851	-9.149	46.000	QUASIPEAK
5		700.565	-9.112	46.139	37.027	-8.973	46.000	QUASIPEAK
6		800.377	-8.870	45.097	36.227	-9.773	46.000	QUASIPEAK

Note:

1. All Readings below 1GHz are Quasi-Peak, above 1GHz are performed with peak and/or average measurements as necessary.
2. Measurement Level = Reading Level + Correct Factor.
3. Correct Factor = Antenna factor + Cable loss –Amplifier gain.
4. The emission levels of other frequencies are very lower than the limit and not show in test report.
5. No emission found between lowest internal used/generated frequency to 30MHz.

Product : Flat Panel Detector
Test Item : General Radiated Emission
Test Date : 2019/09/25
Test Mode : Mode 3 MIMO: Transmit (802.11n-20BW_14.4Mbps) (5785MHz)

Vertical

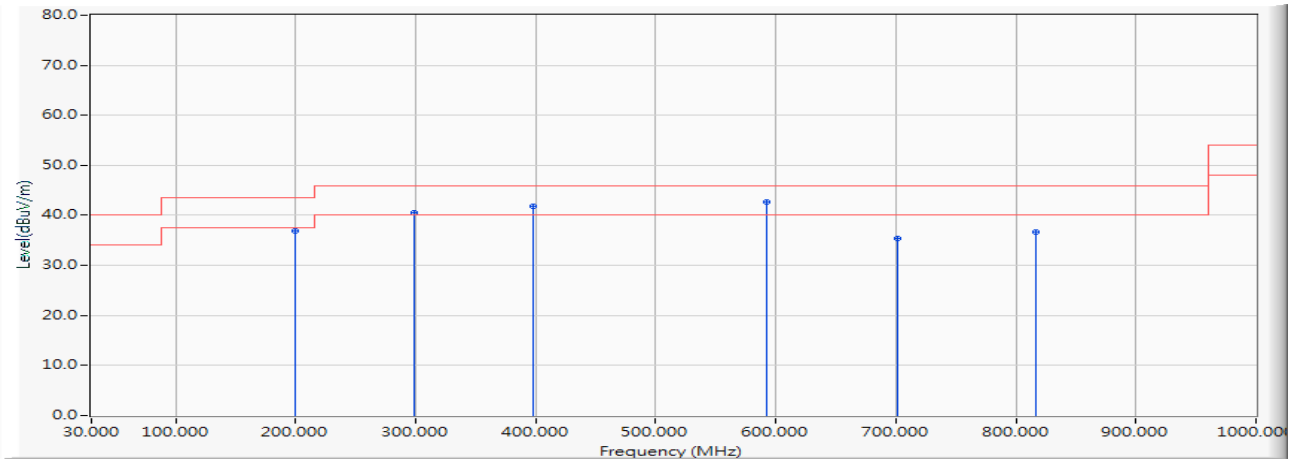

		Frequency (MHz)	Correct Factor (dB)	Reading Level (dBuV)	Measure Level (dBuV/m)	Margin (dB)	Limit (dBuV/m)	Detector Type
1		200.101	-17.004	53.875	36.871	-6.629	43.500	QUASIPEAK
2		298.507	-14.208	54.658	40.451	-5.549	46.000	QUASIPEAK
3		398.319	-11.969	53.754	41.785	-4.215	46.000	QUASIPEAK
4	*	592.319	-6.022	48.662	42.640	-3.360	46.000	QUASIPEAK
5		701.971	-8.484	43.812	35.328	-10.672	46.000	QUASIPEAK
6		817.246	-7.682	44.376	36.694	-9.306	46.000	QUASIPEAK

Note:

1. All Readings below 1GHz are Quasi-Peak, above 1GHz are performed with peak and/or average measurements as necessary.
2. Measurement Level = Reading Level + Correct Factor.
3. Correct Factor = Antenna factor + Cable loss –Amplifier gain.
4. The emission levels of other frequencies are very lower than the limit and not show in test report.
5. No emission found between lowest internal used/generated frequency to 30MHz.

Product : Flat Panel Detector
Test Item : General Radiated Emission
Test Date : 2019/09/25
Test Mode : Mode 3 MIMO: Transmit (802.11n-40BW_30Mbps) (5230MHz)

Horizontal

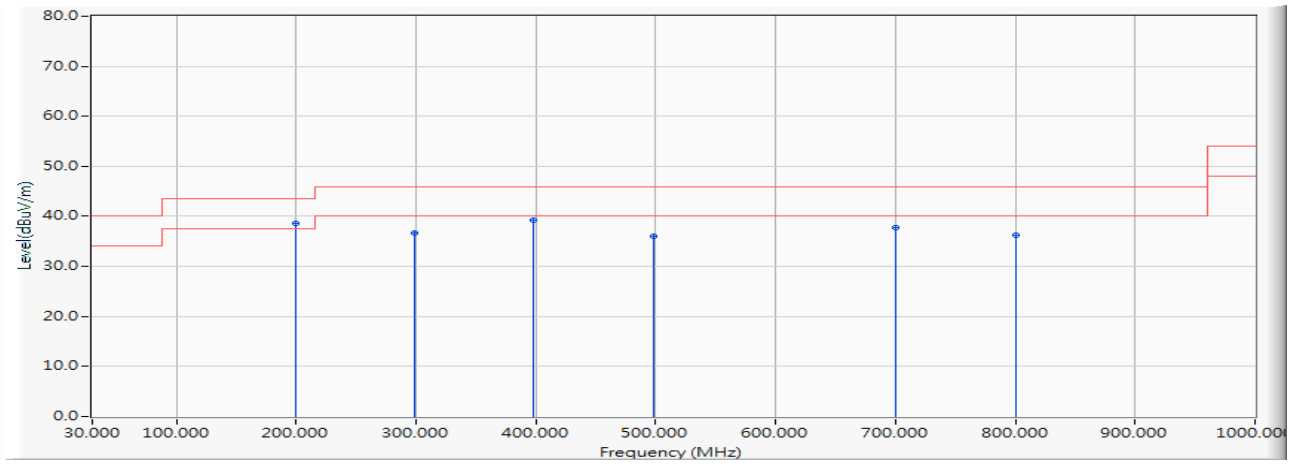

		Frequency (MHz)	Correct Factor (dB)	Reading Level (dBuV)	Measure Level (dBuV/m)	Margin (dB)	Limit (dBuV/m)	Detector Type
1	*	200.101	-18.131	56.815	38.684	-4.816	43.500	QUASIPEAK
2		298.507	-15.074	51.793	36.719	-9.281	46.000	QUASIPEAK
3		398.319	-13.589	52.743	39.154	-6.846	46.000	QUASIPEAK
4		498.130	-10.992	47.066	36.074	-9.926	46.000	QUASIPEAK
5		700.565	-9.112	46.882	37.770	-8.230	46.000	QUASIPEAK
6		800.377	-8.870	45.169	36.299	-9.701	46.000	QUASIPEAK

Note:

1. All Readings below 1GHz are Quasi-Peak, above 1GHz are performed with peak and/or average measurements as necessary.
2. Measurement Level = Reading Level + Correct Factor.
3. Correct Factor = Antenna factor + Cable loss –Amplifier gain.
4. The emission levels of other frequencies are very lower than the limit and not show in test report.
5. No emission found between lowest internal used/generated frequency to 30MHz.

Product : Flat Panel Detector
Test Item : General Radiated Emission
Test Date : 2019/09/25
Test Mode : Mode 3 MIMO: Transmit (802.11n-40BW_30Mbps) (5230MHz)

Vertical

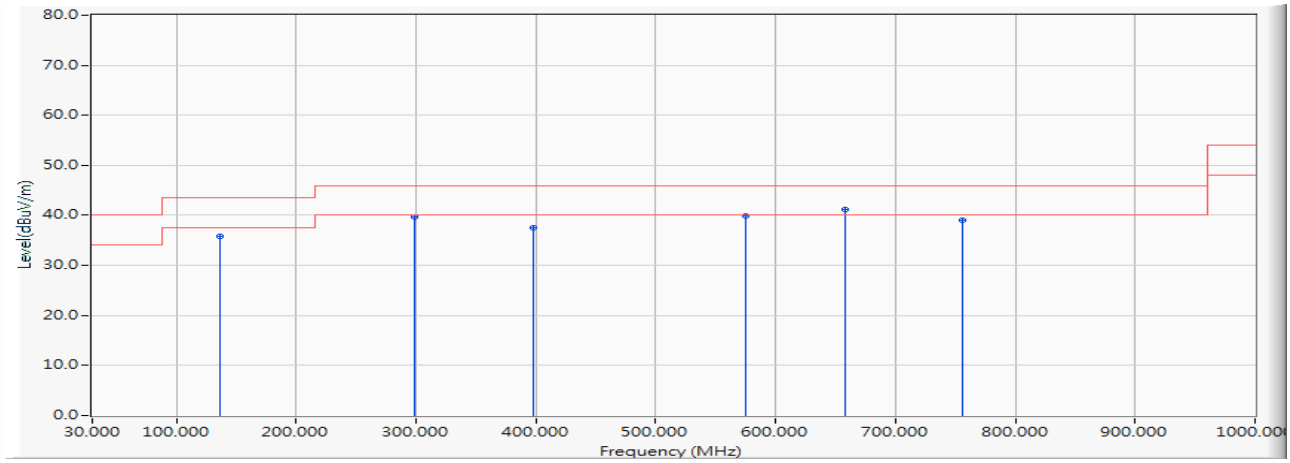

		Frequency (MHz)	Correct Factor (dB)	Reading Level (dBuV)	Measure Level (dBuV/m)	Margin (dB)	Limit (dBuV/m)	Detector Type
1		136.841	-17.121	52.993	35.873	-7.627	43.500	QUASIPEAK
2		298.507	-15.074	54.781	39.707	-6.293	46.000	QUASIPEAK
3		398.319	-13.589	51.078	37.489	-8.511	46.000	QUASIPEAK
4		575.449	-8.160	48.036	39.875	-6.125	46.000	QUASIPEAK
5	*	658.391	-9.908	51.079	41.170	-4.830	46.000	QUASIPEAK
6		755.391	-7.159	46.182	39.024	-6.976	46.000	QUASIPEAK

Note:

1. All Readings below 1GHz are Quasi-Peak, above 1GHz are performed with peak and/or average measurements as necessary.
2. Measurement Level = Reading Level + Correct Factor.
3. Correct Factor = Antenna factor + Cable loss –Amplifier gain.
4. The emission levels of other frequencies are very lower than the limit and not show in test report.
5. No emission found between lowest internal used/generated frequency to 30MHz.

Product	:	Flat Panel Detector
Test Item	:	General Radiated Emission
Test Date	:	2019/09/25
Test Mode	:	Mode 3 MIMO: Transmit (802.11n-40BW_30Mbps) (5310MHz)

Horizontal

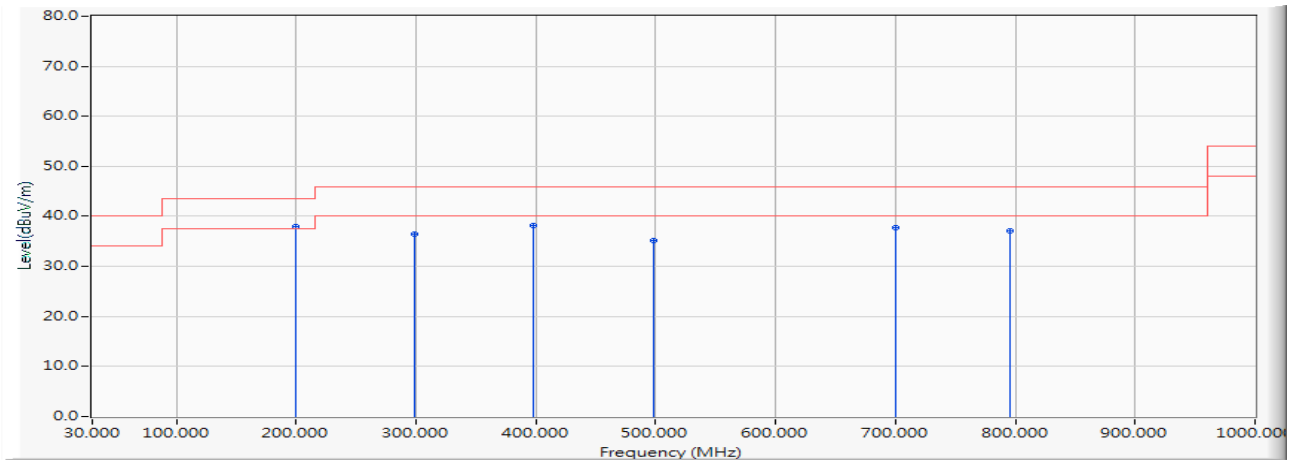

		Frequency (MHz)	Correct Factor (dB)	Reading Level (dBuV)	Measure Level (dBuV/m)	Margin (dB)	Limit (dBuV/m)	Detector Type
1	*	200.101	-18.131	56.098	37.967	-5.533	43.500	QUASIPEAK
2		298.507	-15.074	51.463	36.389	-9.611	46.000	QUASIPEAK
3		398.319	-13.589	51.731	38.142	-7.858	46.000	QUASIPEAK
4		498.130	-10.992	46.168	35.176	-10.824	46.000	QUASIPEAK
5		700.565	-9.112	46.816	37.704	-8.296	46.000	QUASIPEAK
6		796.159	-8.795	45.816	37.021	-8.979	46.000	QUASIPEAK

Note:

1. All Readings below 1GHz are Quasi-Peak, above 1GHz are performed with peak and/or average measurements as necessary.
2. Measurement Level = Reading Level + Correct Factor.
3. Correct Factor = Antenna factor + Cable loss –Amplifier gain.
4. The emission levels of other frequencies are very lower than the limit and not show in test report.
5. No emission found between lowest internal used/generated frequency to 30MHz.

Product	:	Flat Panel Detector
Test Item	:	General Radiated Emission
Test Date	:	2019/09/25
Test Mode	:	Mode 3 MIMO: Transmit (802.11n-40BW_30Mbps) (5310MHz)

Vertical

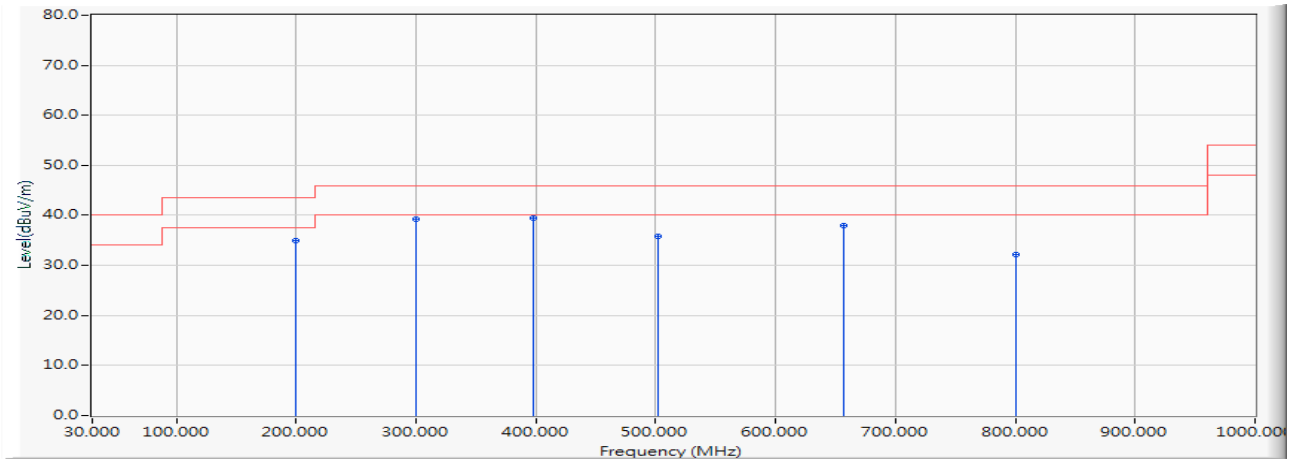

		Frequency (MHz)	Correct Factor (dB)	Reading Level (dBuV)	Measure Level (dBuV/m)	Margin (dB)	Limit (dBuV/m)	Detector Type
1		200.101	-18.131	52.985	34.854	-8.646	43.500	QUASIPEAK
2		299.913	-14.773	54.036	39.262	-6.738	46.000	QUASIPEAK
3	*	398.319	-13.589	53.060	39.471	-6.529	46.000	QUASIPEAK
4		502.348	-10.910	46.723	35.813	-10.187	46.000	QUASIPEAK
5		656.986	-9.813	47.733	37.920	-8.080	46.000	QUASIPEAK
6		800.377	-8.870	41.093	32.223	-13.777	46.000	QUASIPEAK

Note:

1. All Readings below 1GHz are Quasi-Peak, above 1GHz are performed with peak and/or average measurements as necessary.
2. Measurement Level = Reading Level + Correct Factor.
3. Correct Factor = Antenna factor + Cable loss –Amplifier gain.
4. The emission levels of other frequencies are very lower than the limit and not show in test report.
5. No emission found between lowest internal used/generated frequency to 30MHz.

Product	:	Flat Panel Detector
Test Item	:	General Radiated Emission
Test Date	:	2019/09/25
Test Mode	:	Mode 3 MIMO: Transmit (802.11n-40BW_30Mbps) (5590MHz)

Horizontal

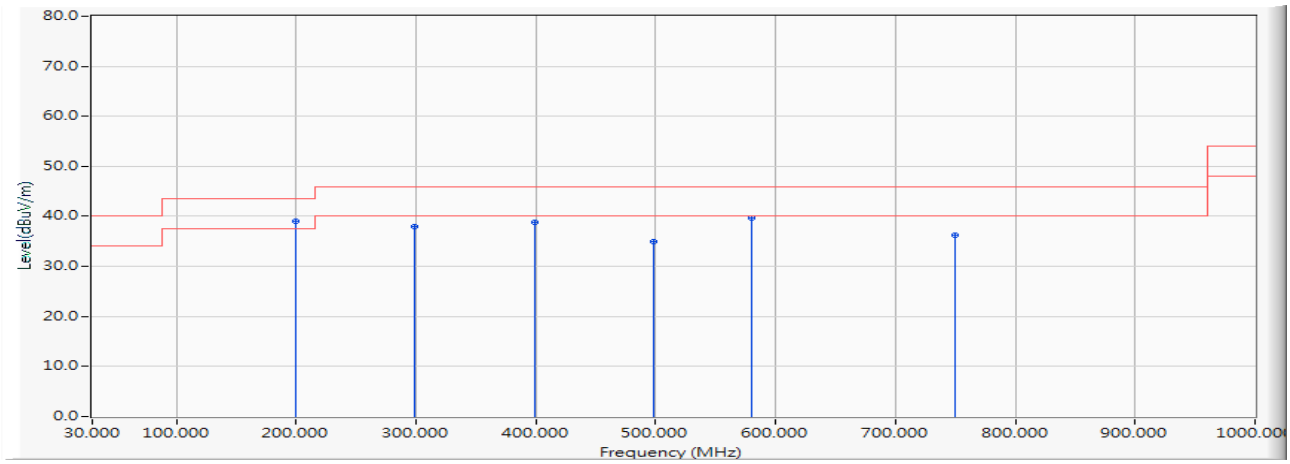

		Frequency (MHz)	Correct Factor (dB)	Reading Level (dBuV)	Measure Level (dBuV/m)	Margin (dB)	Limit (dBuV/m)	Detector Type
1	*	200.101	-18.131	57.169	39.038	-4.462	43.500	QUASIPEAK
2		298.507	-15.074	52.956	37.882	-8.118	46.000	QUASIPEAK
3		399.725	-13.696	52.480	38.784	-7.216	46.000	QUASIPEAK
4		498.130	-10.992	45.974	34.982	-11.018	46.000	QUASIPEAK
5		579.667	-7.518	47.193	39.675	-6.325	46.000	QUASIPEAK
6		749.768	-6.519	42.856	36.337	-9.663	46.000	QUASIPEAK

Note:

1. All Readings below 1GHz are Quasi-Peak, above 1GHz are performed with peak and/or average measurements as necessary.
2. Measurement Level = Reading Level + Correct Factor.
3. Correct Factor = Antenna factor + Cable loss –Amplifier gain.
4. The emission levels of other frequencies are very lower than the limit and not show in test report.
5. No emission found between lowest internal used/generated frequency to 30MHz.

Product : Flat Panel Detector
Test Item : General Radiated Emission
Test Date : 2019/09/25
Test Mode : Mode 3 MIMO: Transmit (802.11n-40BW_30Mbps) (5590MHz)

Vertical

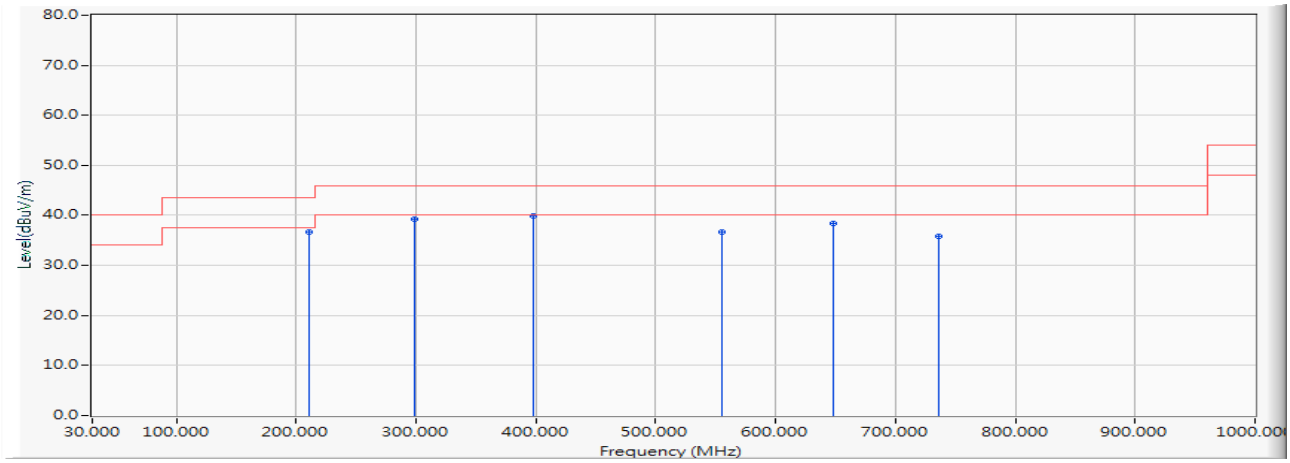

		Frequency (MHz)	Correct Factor (dB)	Reading Level (dBuV)	Measure Level (dBuV/m)	Margin (dB)	Limit (dBuV/m)	Detector Type
1		211.348	-18.181	54.786	36.604	-6.896	43.500	QUASIPEAK
2		298.507	-15.074	54.364	39.290	-6.710	46.000	QUASIPEAK
3	*	398.319	-13.589	53.446	39.857	-6.143	46.000	QUASIPEAK
4		555.768	-10.689	47.459	36.770	-9.230	46.000	QUASIPEAK
5		648.551	-9.245	47.637	38.392	-7.608	46.000	QUASIPEAK
6		735.710	-6.185	41.965	35.780	-10.220	46.000	QUASIPEAK

Note:

1. All Readings below 1GHz are Quasi-Peak, above 1GHz are performed with peak and/or average measurements as necessary.
2. Measurement Level = Reading Level + Correct Factor.
3. Correct Factor = Antenna factor + Cable loss –Amplifier gain.
4. The emission levels of other frequencies are very lower than the limit and not show in test report.
5. No emission found between lowest internal used/generated frequency to 30MHz.

Product	:	Flat Panel Detector
Test Item	:	General Radiated Emission
Test Date	:	2019/09/25
Test Mode	:	Mode 3 MIMO: Transmit (802.11n-40BW_30Mbps) (5710MHz)

Horizontal

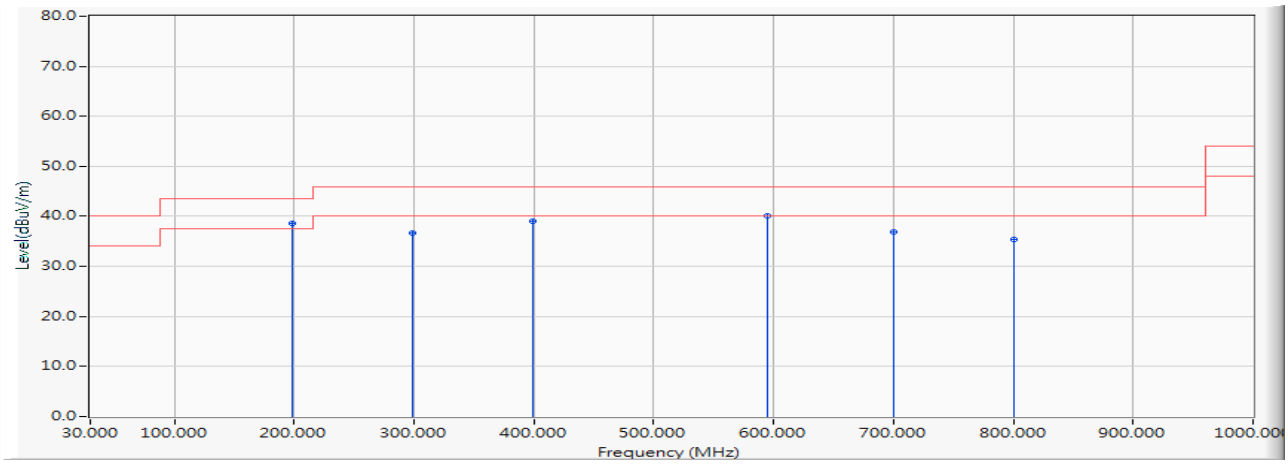

		Frequency (MHz)	Correct Factor (dB)	Reading Level (dBuV)	Measure Level (dBuV/m)	Margin (dB)	Limit (dBuV/m)	Detector Type
1	*	198.696	-18.197	56.703	38.505	-4.995	43.500	QUASIPEAK
2		298.507	-15.074	51.785	36.711	-9.289	46.000	QUASIPEAK
3		399.725	-13.696	52.746	39.050	-6.950	46.000	QUASIPEAK
4		595.130	-6.778	46.796	40.019	-5.981	46.000	QUASIPEAK
5		700.565	-9.112	45.913	36.801	-9.199	46.000	QUASIPEAK
6		800.377	-8.870	44.347	35.477	-10.523	46.000	QUASIPEAK

Note:

1. All Readings below 1GHz are Quasi-Peak, above 1GHz are performed with peak and/or average measurements as necessary.
2. Measurement Level = Reading Level + Correct Factor.
3. Correct Factor = Antenna factor + Cable loss –Amplifier gain.
4. The emission levels of other frequencies are very lower than the limit and not show in test report.
5. No emission found between lowest internal used/generated frequency to 30MHz.

Product	:	Flat Panel Detector
Test Item	:	General Radiated Emission
Test Date	:	2019/09/25
Test Mode	:	Mode 3 MIMO: Transmit (802.11n-40BW_30Mbps) (5710MHz)

Vertical

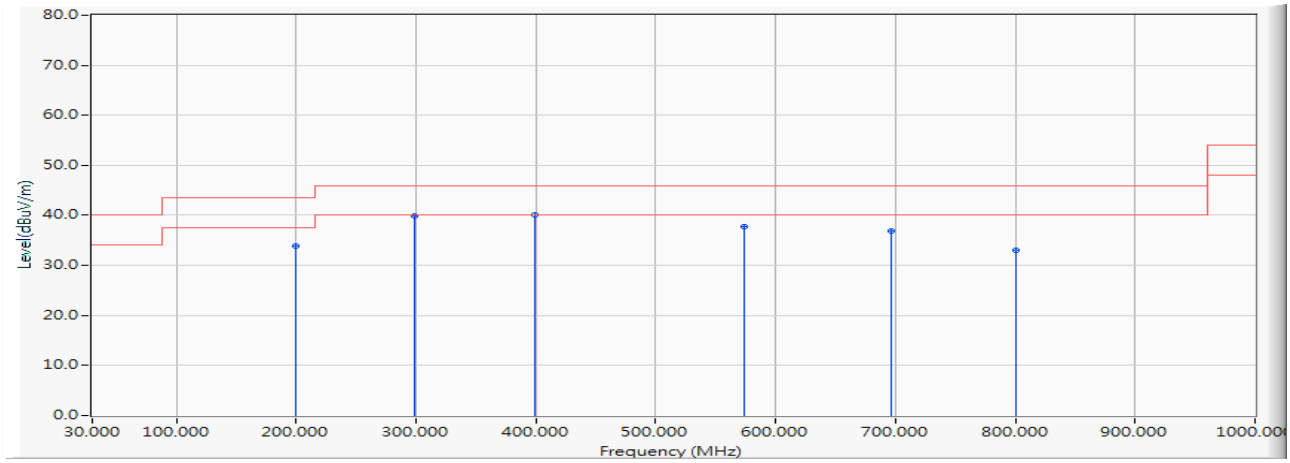

		Frequency (MHz)	Correct Factor (dB)	Reading Level (dBuV)	Measure Level (dBuV/m)	Margin (dB)	Limit (dBuV/m)	Detector Type
1		200.101	-18.131	51.998	33.867	-9.633	43.500	QUASIPEAK
2		298.507	-15.074	54.931	39.857	-6.143	46.000	QUASIPEAK
3	*	399.725	-13.696	53.746	40.050	-5.950	46.000	QUASIPEAK
4		574.043	-8.376	46.198	37.821	-8.179	46.000	QUASIPEAK
5		696.348	-9.166	46.103	36.937	-9.063	46.000	QUASIPEAK
6		800.377	-8.870	41.796	32.926	-13.074	46.000	QUASIPEAK

Note:

1. All Readings below 1GHz are Quasi-Peak, above 1GHz are performed with peak and/or average measurements as necessary.
2. Measurement Level = Reading Level + Correct Factor.
3. Correct Factor = Antenna factor + Cable loss –Amplifier gain.
4. The emission levels of other frequencies are very lower than the limit and not show in test report.
5. No emission found between lowest internal used/generated frequency to 30MHz.

Product	:	Flat Panel Detector
Test Item	:	General Radiated Emission
Test Date	:	2019/09/25
Test Mode	:	Mode 3 MIMO: Transmit (802.11n-40BW_30Mbps) (5795MHz)

Horizontal

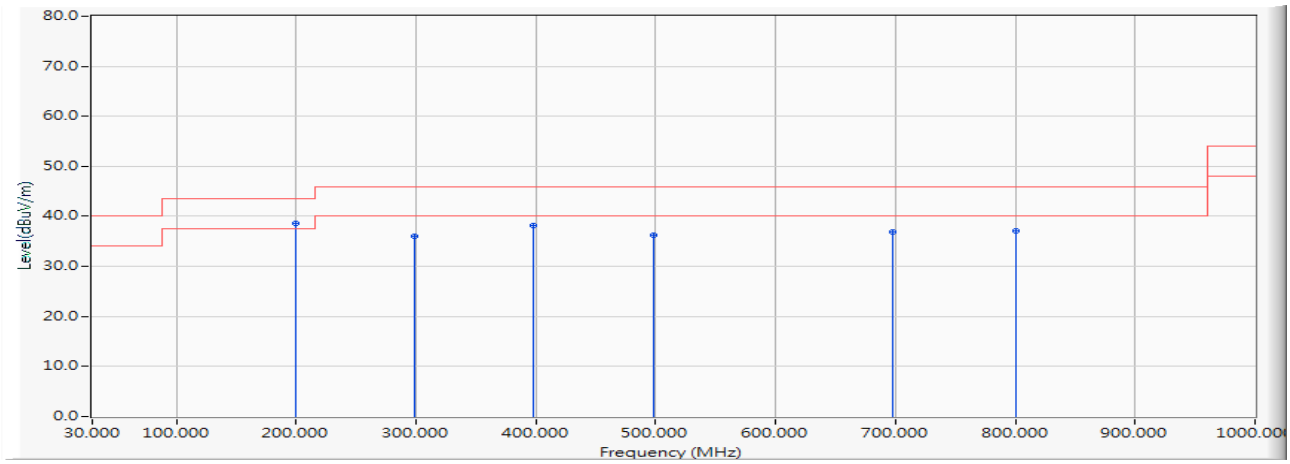

		Frequency (MHz)	Correct Factor (dB)	Reading Level (dBuV)	Measure Level (dBuV/m)	Margin (dB)	Limit (dBuV/m)	Detector Type
1	*	200.101	-18.131	56.813	38.682	-4.818	43.500	QUASIPEAK
2		298.507	-15.074	51.093	36.019	-9.981	46.000	QUASIPEAK
3		398.319	-13.589	51.746	38.157	-7.843	46.000	QUASIPEAK
4		498.130	-10.992	47.312	36.320	-9.680	46.000	QUASIPEAK
5		697.754	-9.148	46.076	36.927	-9.073	46.000	QUASIPEAK
6		800.377	-8.870	46.003	37.133	-8.867	46.000	QUASIPEAK

Note:

1. All Readings below 1GHz are Quasi-Peak, above 1GHz are performed with peak and/or average measurements as necessary.
2. Measurement Level = Reading Level + Correct Factor.
3. Correct Factor = Antenna factor + Cable loss –Amplifier gain.
4. The emission levels of other frequencies are very lower than the limit and not show in test report.
5. No emission found between lowest internal used/generated frequency to 30MHz.

Product : Flat Panel Detector
Test Item : General Radiated Emission
Test Date : 2019/09/25
Test Mode : Mode 3 MIMO: Transmit (802.11n-40BW_30Mbps) (5795MHz)

Vertical

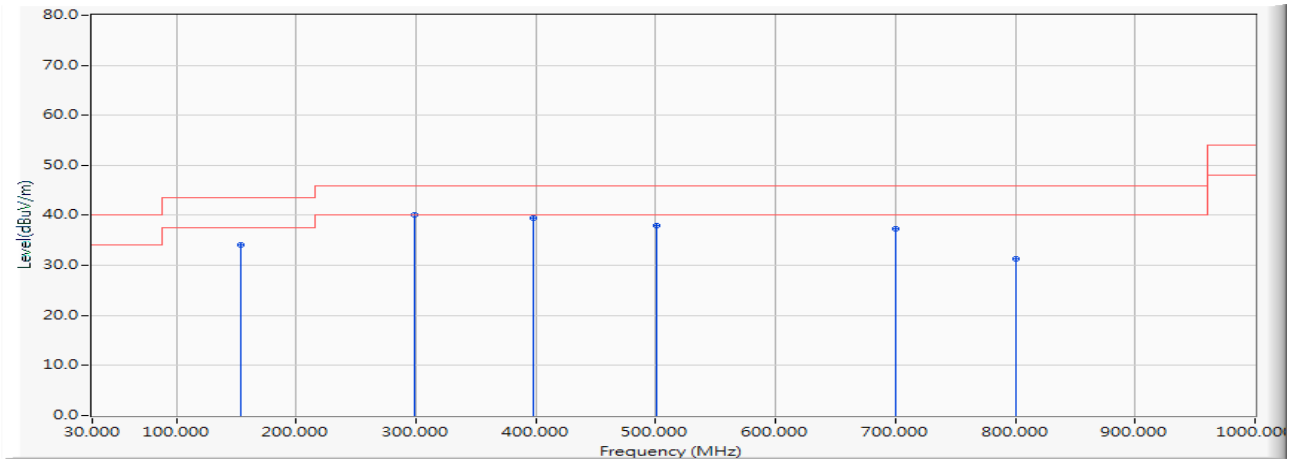

		Frequency (MHz)	Correct Factor (dB)	Reading Level (dBuV)	Measure Level (dBuV/m)	Margin (dB)	Limit (dBuV/m)	Detector Type
1		153.710	-20.167	54.166	33.998	-9.502	43.500	QUASIPEAK
2	*	298.507	-15.074	55.079	40.005	-5.995	46.000	QUASIPEAK
3		398.319	-13.589	53.106	39.517	-6.483	46.000	QUASIPEAK
4		500.942	-10.881	48.763	37.883	-8.117	46.000	QUASIPEAK
5		700.565	-9.112	46.396	37.284	-8.716	46.000	QUASIPEAK
6		800.377	-8.870	40.193	31.323	-14.677	46.000	QUASIPEAK

Note:

1. All Readings below 1GHz are Quasi-Peak, above 1GHz are performed with peak and/or average measurements as necessary.
2. Measurement Level = Reading Level + Correct Factor.
3. Correct Factor = Antenna factor + Cable loss –Amplifier gain.
4. The emission levels of other frequencies are very lower than the limit and not show in test report.
5. No emission found between lowest internal used/generated frequency to 30MHz.

Product	:	Flat Panel Detector
Test Item	:	General Radiated Emission
Test Date	:	2019/09/25
Test Mode	:	Mode 3 MIMO: Transmit (802.11ac-80BW_65Mbps)(5210MHz)

Horizontal

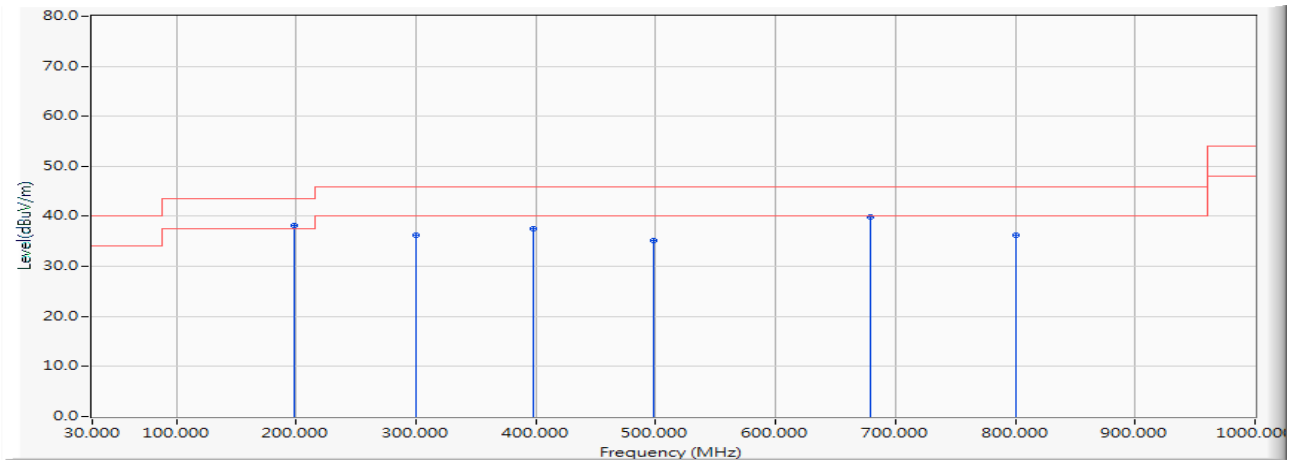

		Frequency (MHz)	Correct Factor (dB)	Reading Level (dBuV)	Measure Level (dBuV/m)	Margin (dB)	Limit (dBuV/m)	Detector Type
1	*	198.696	-18.197	56.297	38.099	-5.401	43.500	QUASIPEAK
2		299.913	-14.773	51.097	36.323	-9.677	46.000	QUASIPEAK
3		398.319	-13.589	51.034	37.445	-8.555	46.000	QUASIPEAK
4		498.130	-10.992	46.180	35.188	-10.812	46.000	QUASIPEAK
5		679.478	-9.253	49.103	39.851	-6.149	46.000	QUASIPEAK
6		800.377	-8.870	45.030	36.160	-9.840	46.000	QUASIPEAK

Note:

1. All Readings below 1GHz are Quasi-Peak, above 1GHz are performed with peak and/or average measurements as necessary.
2. Measurement Level = Reading Level + Correct Factor.
3. Correct Factor = Antenna factor + Cable loss –Amplifier gain.
4. The emission levels of other frequencies are very lower than the limit and not show in test report.
5. No emission found between lowest internal used/generated frequency to 30MHz.

Product : Flat Panel Detector
Test Item : General Radiated Emission
Test Date : 2019/09/25
Test Mode : Mode 3 MIMO: Transmit (802.11ac-80BW_65Mbps)(5210MHz)

Vertical

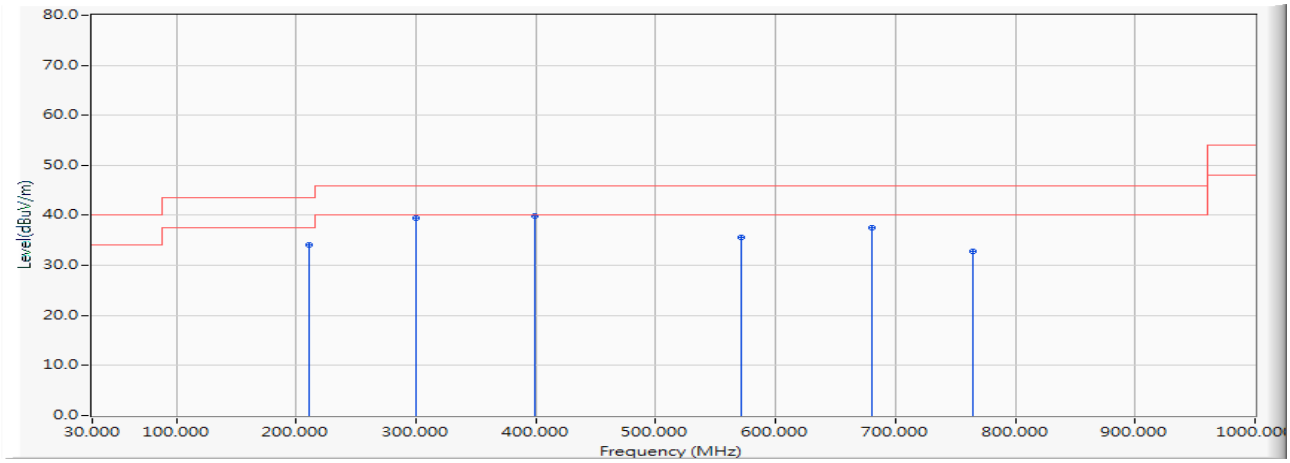

		Frequency (MHz)	Correct Factor (dB)	Reading Level (dBuV)	Measure Level (dBuV/m)	Margin (dB)	Limit (dBuV/m)	Detector Type
1		211.348	-18.181	52.193	34.011	-9.489	43.500	QUASIPEAK
2		299.913	-14.773	54.197	39.423	-6.577	46.000	QUASIPEAK
3	*	399.725	-13.696	53.497	39.801	-6.199	46.000	QUASIPEAK
4		571.232	-8.807	44.464	35.657	-10.343	46.000	QUASIPEAK
5		680.884	-9.227	46.667	37.440	-8.560	46.000	QUASIPEAK
6		765.232	-7.903	40.746	32.843	-13.157	46.000	QUASIPEAK

Note:

1. All Readings below 1GHz are Quasi-Peak, above 1GHz are performed with peak and/or average measurements as necessary.
2. Measurement Level = Reading Level + Correct Factor.
3. Correct Factor = Antenna factor + Cable loss –Amplifier gain.
4. The emission levels of other frequencies are very lower than the limit and not show in test report.
5. No emission found between lowest internal used/generated frequency to 30MHz.

Product	:	Flat Panel Detector
Test Item	:	General Radiated Emission
Test Date	:	2019/09/25
Test Mode	:	Mode 3 MIMO: Transmit (802.11ac-80BW_65Mbps)(5290MHz)

Horizontal

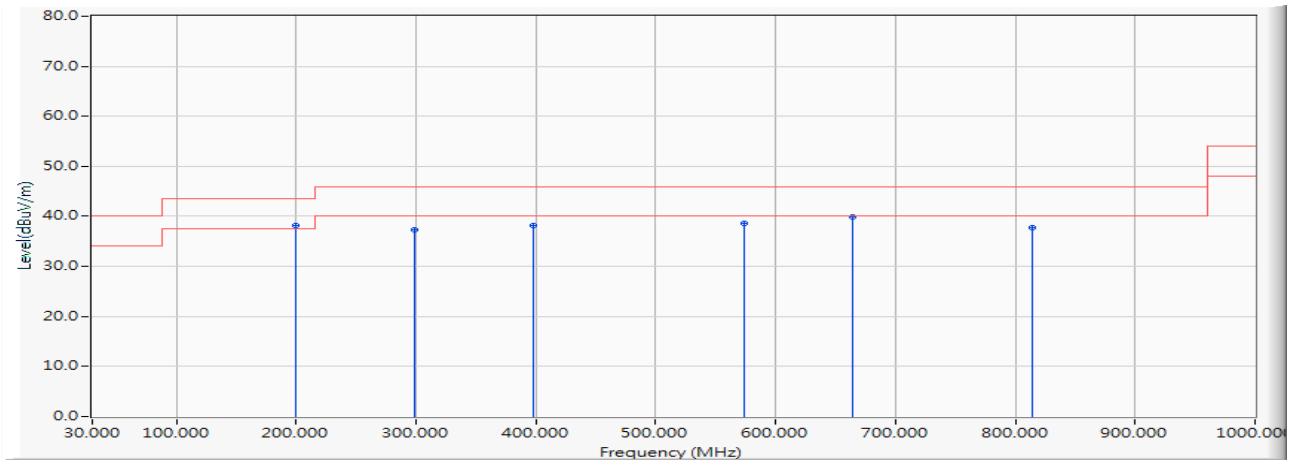

		Frequency (MHz)	Correct Factor (dB)	Reading Level (dBuV)	Measure Level (dBuV/m)	Margin (dB)	Limit (dBuV/m)	Detector Type
1	*	200.101	-18.131	56.273	38.142	-5.358	43.500	QUASIPEAK
2		298.507	-15.074	52.309	37.235	-8.765	46.000	QUASIPEAK
3		398.319	-13.589	51.793	38.204	-7.796	46.000	QUASIPEAK
4		574.043	-8.376	46.913	38.536	-7.464	46.000	QUASIPEAK
5		664.014	-9.866	49.783	39.916	-6.084	46.000	QUASIPEAK
6		814.435	-8.930	46.781	37.851	-8.149	46.000	QUASIPEAK

Note:

1. All Readings below 1GHz are Quasi-Peak, above 1GHz are performed with peak and/or average measurements as necessary.
2. Measurement Level = Reading Level + Correct Factor.
3. Correct Factor = Antenna factor + Cable loss –Amplifier gain.
4. The emission levels of other frequencies are very lower than the limit and not show in test report.
5. No emission found between lowest internal used/generated frequency to 30MHz.

Product	:	Flat Panel Detector
Test Item	:	General Radiated Emission
Test Date	:	2019/09/25
Test Mode	:	Mode 3 MIMO: Transmit (802.11ac-80BW_65Mbps)(5290MHz)

Vertical

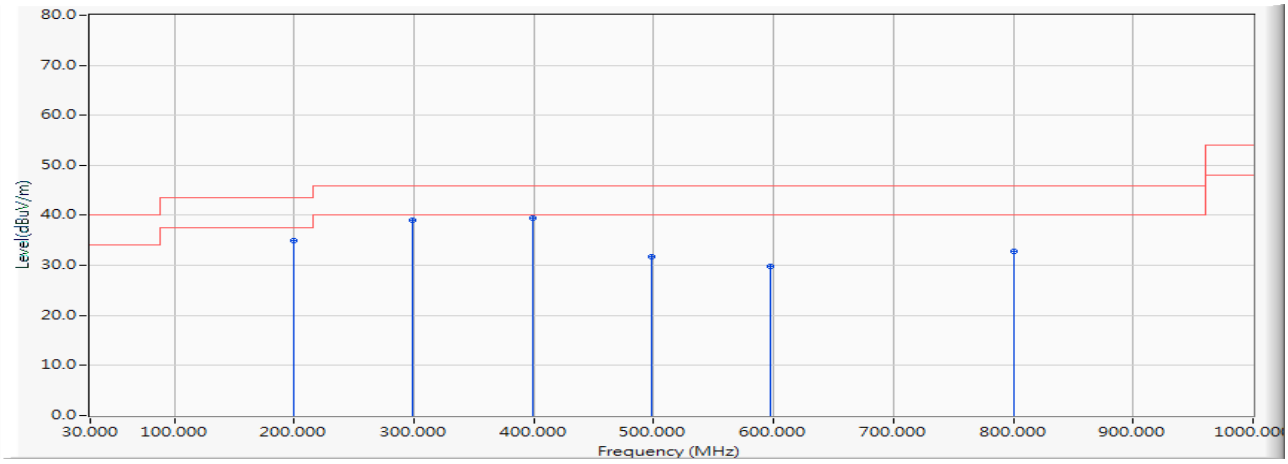

		Frequency (MHz)	Correct Factor (dB)	Reading Level (dBuV)	Measure Level (dBuV/m)	Margin (dB)	Limit (dBuV/m)	Detector Type
1		200.101	-18.131	53.143	35.012	-8.488	43.500	QUASIPEAK
2		298.507	-15.074	54.198	39.124	-6.876	46.000	QUASIPEAK
3	*	399.725	-13.696	53.198	39.502	-6.498	46.000	QUASIPEAK
4		498.130	-10.992	42.793	31.801	-14.199	46.000	QUASIPEAK
5		597.942	-6.648	36.487	29.840	-16.160	46.000	QUASIPEAK
6		800.377	-8.870	41.791	32.921	-13.079	46.000	QUASIPEAK

Note:

1. All Readings below 1GHz are Quasi-Peak, above 1GHz are performed with peak and/or average measurements as necessary.
2. Measurement Level = Reading Level + Correct Factor.
3. Correct Factor = Antenna factor + Cable loss –Amplifier gain.
4. The emission levels of other frequencies are very lower than the limit and not show in test report.
5. No emission found between lowest internal used/generated frequency to 30MHz.

Product	:	Flat Panel Detector
Test Item	:	General Radiated Emission
Test Date	:	2019/09/25
Test Mode	:	Mode 3 MIMO: Transmit (802.11ac-80BW_65Mbps)(5530MHz)

Horizontal

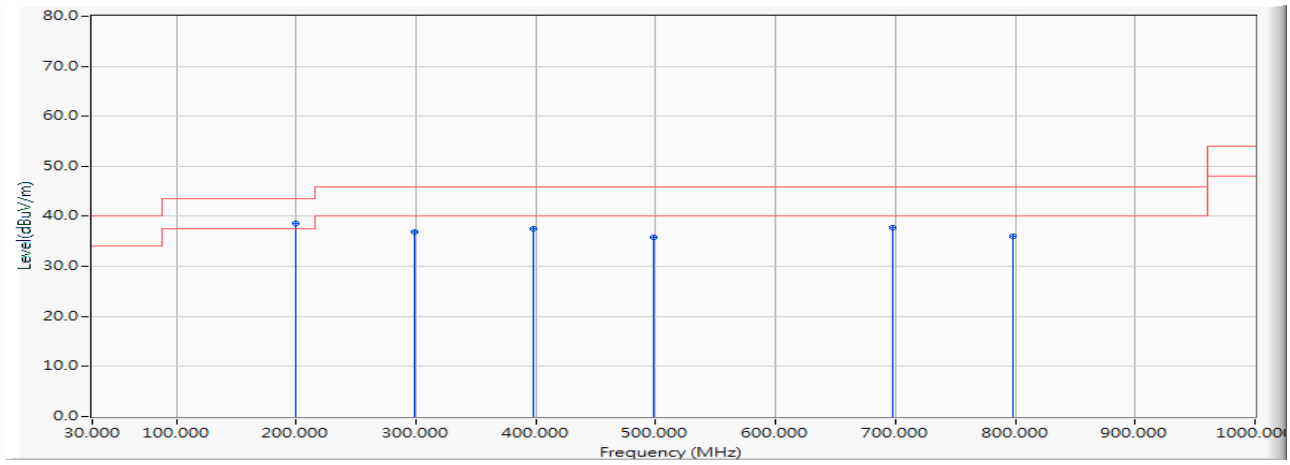

		Frequency (MHz)	Correct Factor (dB)	Reading Level (dBuV)	Measure Level (dBuV/m)	Margin (dB)	Limit (dBuV/m)	Detector Type
1	*	200.101	-18.131	56.746	38.615	-4.885	43.500	QUASIPEAK
2		298.507	-15.074	51.973	36.899	-9.101	46.000	QUASIPEAK
3		398.319	-13.589	51.226	37.637	-8.363	46.000	QUASIPEAK
4		498.130	-10.992	46.716	35.724	-10.276	46.000	QUASIPEAK
5		697.754	-9.148	46.825	37.676	-8.324	46.000	QUASIPEAK
6		797.565	-8.821	44.891	36.069	-9.931	46.000	QUASIPEAK

Note:

1. All Readings below 1GHz are Quasi-Peak, above 1GHz are performed with peak and/or average measurements as necessary.
2. Measurement Level = Reading Level + Correct Factor.
3. Correct Factor = Antenna factor + Cable loss –Amplifier gain.
4. The emission levels of other frequencies are very lower than the limit and not show in test report.
5. No emission found between lowest internal used/generated frequency to 30MHz.

Product : Flat Panel Detector
Test Item : General Radiated Emission
Test Date : 2019/09/25
Test Mode : Mode 3 MIMO: Transmit (802.11ac-80BW_65Mbps)(5530MHz)

Vertical

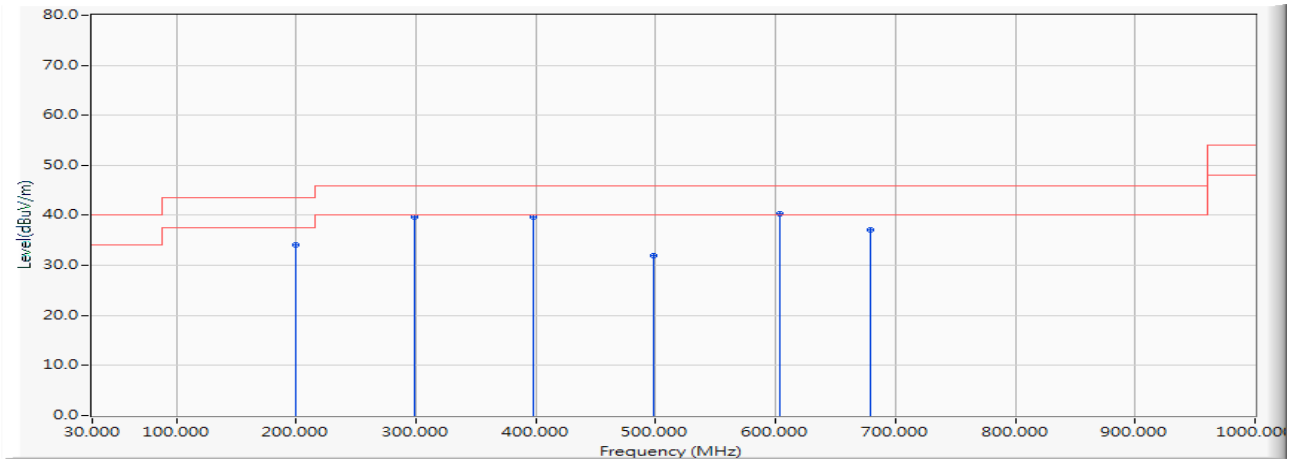

		Frequency (MHz)	Correct Factor (dB)	Reading Level (dBuV)	Measure Level (dBuV/m)	Margin (dB)	Limit (dBuV/m)	Detector Type
1		200.101	-18.131	52.168	34.037	-9.463	43.500	QUASIPEAK
2		298.507	-15.074	54.746	39.672	-6.328	46.000	QUASIPEAK
3		398.319	-13.589	53.334	39.745	-6.255	46.000	QUASIPEAK
4		498.130	-10.992	43.012	32.020	-13.980	46.000	QUASIPEAK
5	*	603.565	-6.810	47.130	40.320	-5.680	46.000	QUASIPEAK
6		679.478	-9.253	46.398	37.146	-8.854	46.000	QUASIPEAK

Note:

1. All Readings below 1GHz are Quasi-Peak, above 1GHz are performed with peak and/or average measurements as necessary.
2. Measurement Level = Reading Level + Correct Factor.
3. Correct Factor = Antenna factor + Cable loss –Amplifier gain.
4. The emission levels of other frequencies are very lower than the limit and not show in test report.
5. No emission found between lowest internal used/generated frequency to 30MHz.

Product	:	Flat Panel Detector
Test Item	:	General Radiated Emission
Test Date	:	2019/09/25
Test Mode	:	Mode 3 MIMO: Transmit (802.11ac-80BW_65Mbps)(5775MHz)

Horizontal

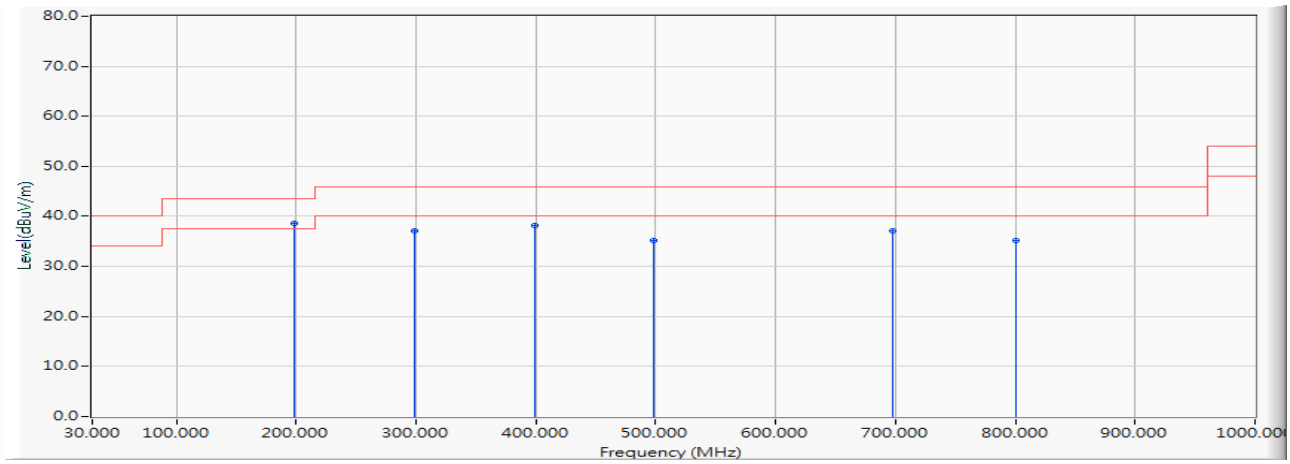

		Frequency (MHz)	Correct Factor (dB)	Reading Level (dBuV)	Measure Level (dBuV/m)	Margin (dB)	Limit (dBuV/m)	Detector Type
1	*	198.696	-18.197	56.819	38.621	-4.879	43.500	QUASIPEAK
2		298.507	-15.074	52.179	37.105	-8.895	46.000	QUASIPEAK
3		399.725	-13.696	51.943	38.247	-7.753	46.000	QUASIPEAK
4		498.130	-10.992	46.193	35.201	-10.799	46.000	QUASIPEAK
5		697.754	-9.148	46.198	37.049	-8.951	46.000	QUASIPEAK
6		800.377	-8.870	44.136	35.266	-10.734	46.000	QUASIPEAK

Note:

1. All Readings below 1GHz are Quasi-Peak, above 1GHz are performed with peak and/or average measurements as necessary.
2. Measurement Level = Reading Level + Correct Factor.
3. Correct Factor = Antenna factor + Cable loss –Amplifier gain.
4. The emission levels of other frequencies are very lower than the limit and not show in test report.
5. No emission found between lowest internal used/generated frequency to 30MHz.

Product	:	Flat Panel Detector
Test Item	:	General Radiated Emission
Test Date	:	2019/09/25
Test Mode	:	Mode 3 MIMO: Transmit (802.11ac-80BW_65Mbps)(5775MHz)

Vertical

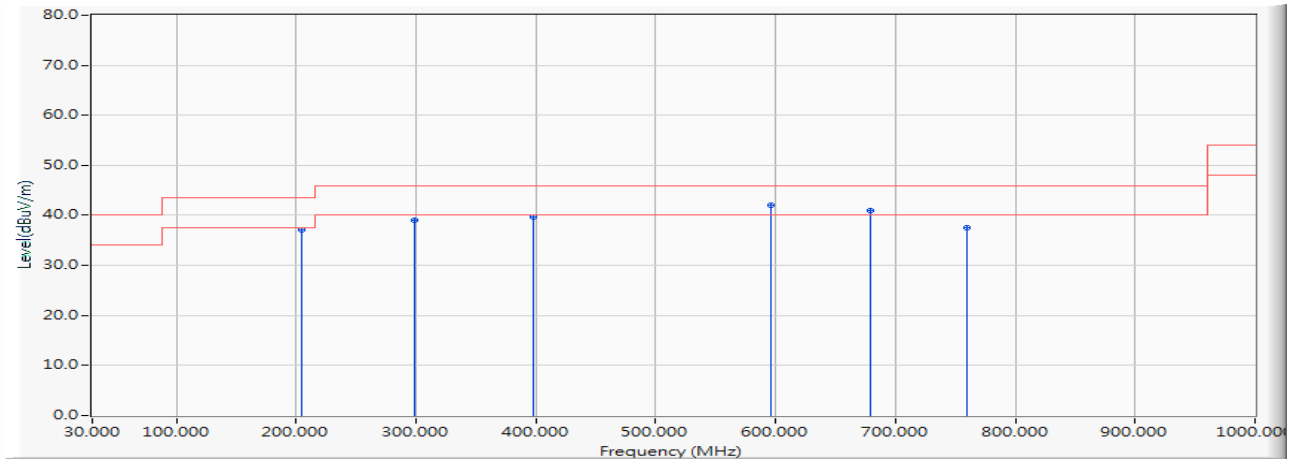

		Frequency (MHz)	Correct Factor (dB)	Reading Level (dBuV)	Measure Level (dBuV/m)	Margin (dB)	Limit (dBuV/m)	Detector Type
1		204.319	-18.148	55.168	37.020	-6.480	43.500	QUASIPEAK
2		298.507	-15.074	54.139	39.065	-6.935	46.000	QUASIPEAK
3		398.319	-13.589	53.179	39.590	-6.410	46.000	QUASIPEAK
4	*	596.536	-6.711	48.754	42.043	-3.957	46.000	QUASIPEAK
5		679.478	-9.253	50.249	40.997	-5.003	46.000	QUASIPEAK
6		759.609	-7.641	45.271	37.630	-8.370	46.000	QUASIPEAK

Note:

1. All Readings below 1GHz are Quasi-Peak, above 1GHz are performed with peak and/or average measurements as necessary.
2. Measurement Level = Reading Level + Correct Factor.
3. Correct Factor = Antenna factor + Cable loss –Amplifier gain.
4. The emission levels of other frequencies are very lower than the limit and not show in test report.
5. No emission found between lowest internal used/generated frequency to 30MHz.

4. Band Edge

4.1. Test Setup

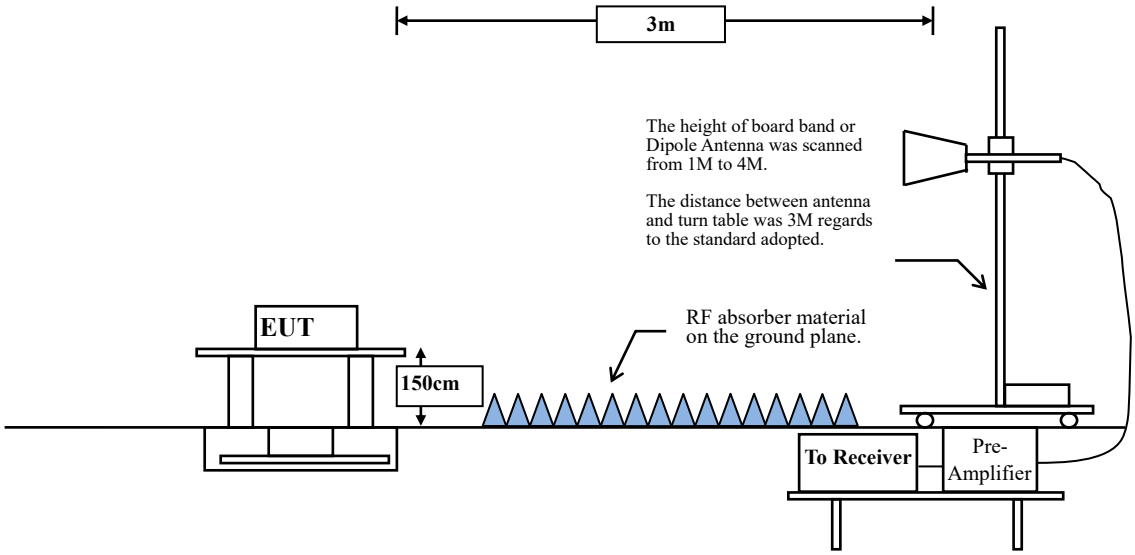

4.2. Limits

The provisions of Section 15.205 of this part apply to intentional radiators operating under this section.

Radiated emissions which fall in the restricted bands, as defined in Section 15.205, must also comply with the radiated emission limits specified in Section 15.209:

FCC Part 15 Subpart C Paragraph 15.209 Limits		
Frequency MHz	uV/m @3m	dBµV/m@3m
30-88	100	40
88-216	150	43.5
216-960	200	46
Above 960	500	54

Remarks : 1. RF Voltage (dBµV) = 20 log RF Voltage (uV)

2. In the Above Table, the tighter limit applies at the band edges.

3. Distance refers to the distance in meters between the measuring instrument antenna and the closed point of any part of the device or system.

4.3. Test Procedure

The EUT is placed on a turn table which is 1.5 meter above ground. The turn table can rotate 360 degrees to determine the position of the maximum emission level. The EUT was positioned such that the distance from antenna to the EUT was 3 meters.
The antenna can move up and down between 1 meter and 4 meters to find out the maximum emission level.
Both horizontal and vertical polarization of the antenna are set on measurement. In order to find the maximum emission, all of the interface cables must be manipulated according to ANSI C63.10:2013 on radiated measurement.
The bandwidth below 1GHz setting on the field strength meter is 120 kHz, above 1GHz are 1 MHz.
The EUT was setup to ANSI C63.10, 2013; tested to UNII test procedure of FCC KDB-789033 for compliance to FCC 47CFR Subpart E requirements.

RBW and VBW Parameter setting:

According to KDB 789033 section II.G.5 Procedure for Unwanted Maximum Emissions Measurements above 1000 MHz.

RBW = 1MHz.

VBW ≥ 3MHz.

According to KDB 789033 section II.G.6 Procedures for Average Unwanted Emissions Measurements above 1000 MHz.

RBW = 1MHz.

VBW = 10Hz, when duty cycle ≥ 98 %

VBW ≥ 1/T, when duty cycle < 98 %

(T refers to the minimum transmission duration over which the transmitter is on and is transmitting at its maximum power control level for the tested mode of operation.)

SISO A:

5GHz band	Duty Cycle (%)	T (ms)	1/T (Hz)	VBW (Hz)
802.11a	94.30	2.0362	491	500
802.11 n20	94.93	1.8986	527	1000
802.11 n40	81.05	0.8986	1113	2000
802.11 ac80	77.66	0.4232	2363	3000

Note: Duty Cycle Refer to Section 5

SISO B:

5GHz band	Duty Cycle (%)	T (ms)	1/T (Hz)	VBW (Hz)
802.11a	94.27	2.0493	488	500
802.11 n20	95.56	1.9044	525	1000
802.11 n40	82.22	0.9116	1097	2000
802.11 ac80	77.37	0.4261	2347	3000

Note: Duty Cycle Refer to Section 5

MIMO:

5GHz band	Duty Cycle (%)	T (ms)	1/T (Hz)	VBW (Hz)
802.11 n20	83.50	0.9681	1033	2000
802.11 n40	83.50	0.4913	2035	3000
802.11 ac80	82.98	0.2580	3876	5000

Note: Duty Cycle Refer to Section 5

Uncertainty

±4.08 dB below 1GHz

±4.22 dB above 1GHz

4.4. Test Result of Band Edge

Product : Flat Panel Detector
Test Item : Band Edge Data
Test Date : 2019/08/06
Test Mode : Mode 1 SISO A: Transmit (802.11a_6Mbps)-Channel 36 (5180MHz)

Horizontal

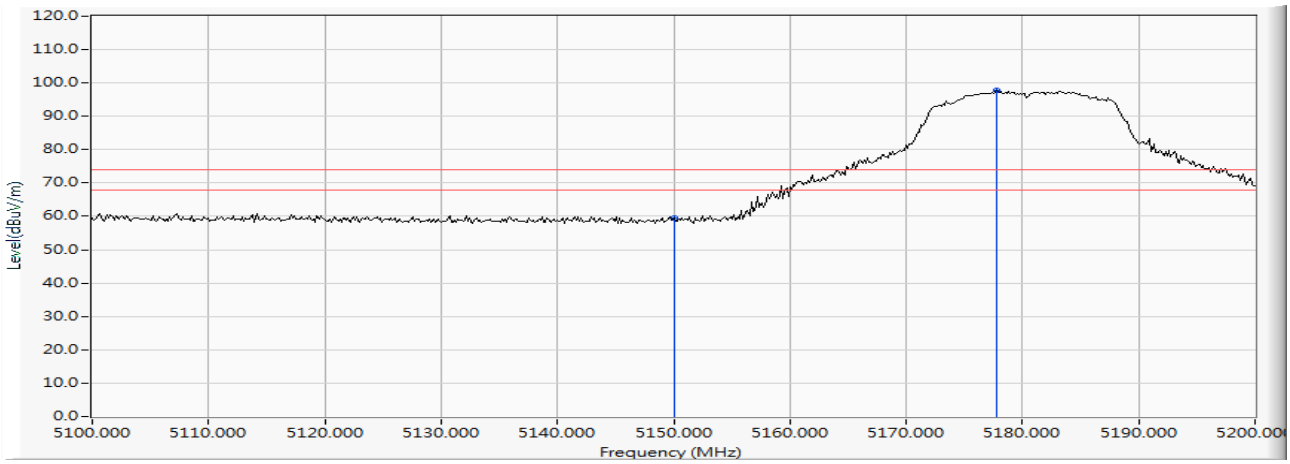

		Frequency (MHz)	Correct Factor (dB)	Reading Level (dBuV)	Measure Level (dBuV/m)	Margin (dB)	Limit (dBuV/m)	Detector Type
1		5150.000	16.185	43.263	59.448	-14.552	74.000	PEAK
2	*	5177.826	15.867	81.874	97.741	--	--	PEAK

Note:

1. All readings above 1GHz are performed with peak and/or average measurements as necessary.
2. Measurement Level = Reading Level + Correct Factor.
3. The average measurement was not performed when the peak measured data under the limit of average detection.

Product	:	Flat Panel Detector
Test Item	:	Band Edge Data
Test Date	:	2019/08/06
Test Mode	:	Mode 1 SISO A: Transmit (802.11a_6Mbps)-Channel 36 (5180MHz)

Horizontal

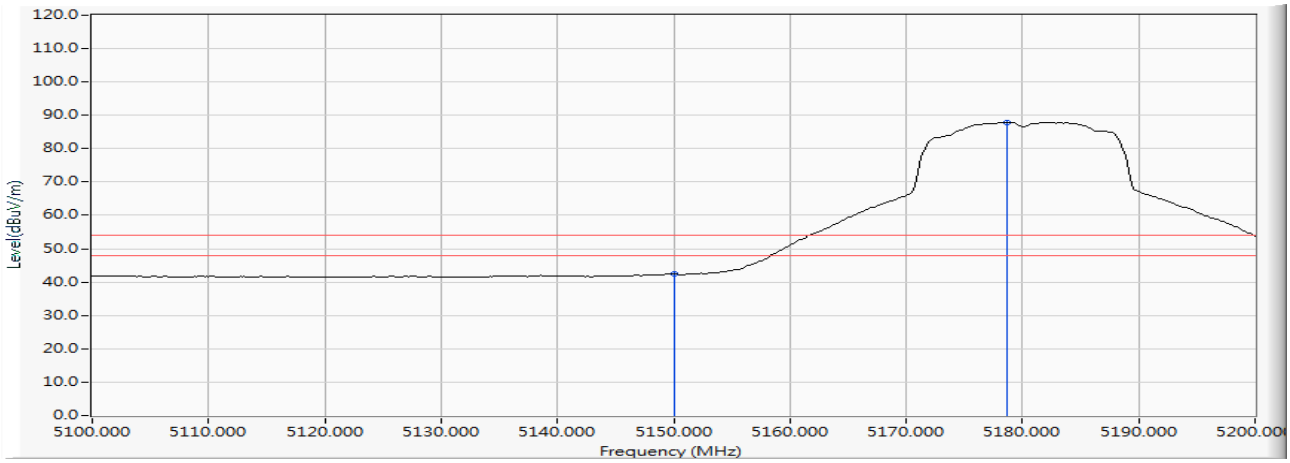

		Frequency (MHz)	Correct Factor (dB)	Reading Level (dBuV)	Measure Level (dBuV/m)	Margin (dB)	Limit (dBuV/m)	Detector Type
1		5150.000	16.185	26.367	42.552	-11.448	54.000	AVERAGE
2	*	5178.696	15.857	71.991	87.848	--	--	AVERAGE

Note:

1. All readings above 1GHz are performed with peak and/or average measurements as necessary.
2. Measurement Level = Reading Level + Correct Factor.
3. The average measurement was not performed when the peak measured data under the limit of average detection.

Product	:	Flat Panel Detector
Test Item	:	Band Edge Data
Test Date	:	2019/08/06
Test Mode	:	Mode 1 SISO A: Transmit (802.11a_6Mbps)-Channel 36 (5180MHz)

Vertical

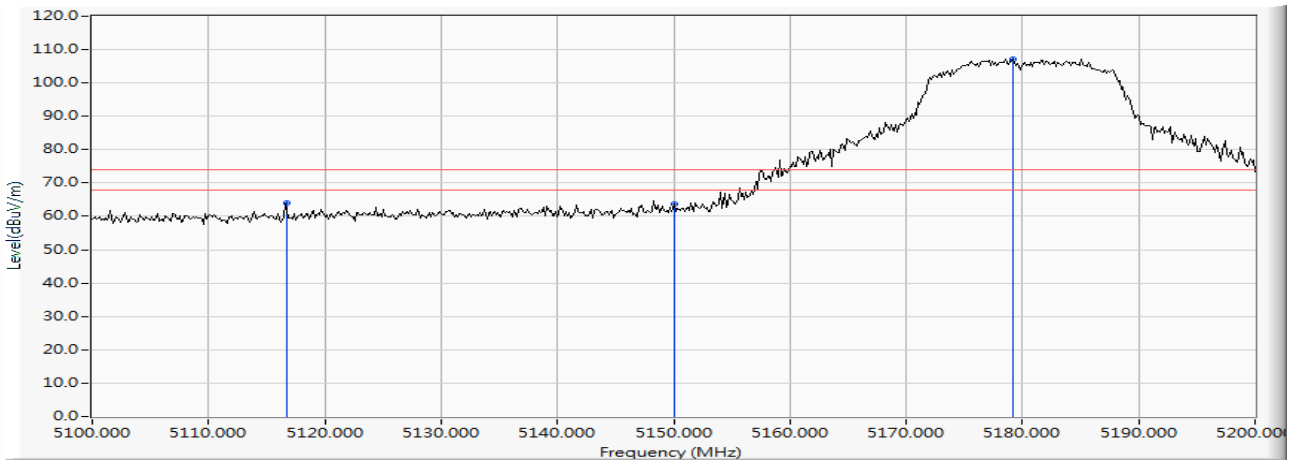

		Frequency (MHz)	Correct Factor (dB)	Reading Level (dBuV)	Measure Level (dBuV/m)	Margin (dB)	Limit (dBuV/m)	Detector Type
1		5116.667	16.565	47.366	63.932	-10.068	74.000	PEAK
2		5150.000	16.185	47.544	63.729	-10.271	74.000	PEAK
3	*	5179.130	15.852	91.360	107.212	--	--	PEAK

Note:

1. All readings above 1GHz are performed with peak and/or average measurements as necessary.
2. Measurement Level = Reading Level + Correct Factor.
3. The average measurement was not performed when the peak measured data under the limit of average detection.

Product	:	Flat Panel Detector
Test Item	:	Band Edge Data
Test Date	:	2019/08/06
Test Mode	:	Mode 1 SISO A: Transmit (802.11a_6Mbps)-Channel 36 (5180MHz)

Vertical

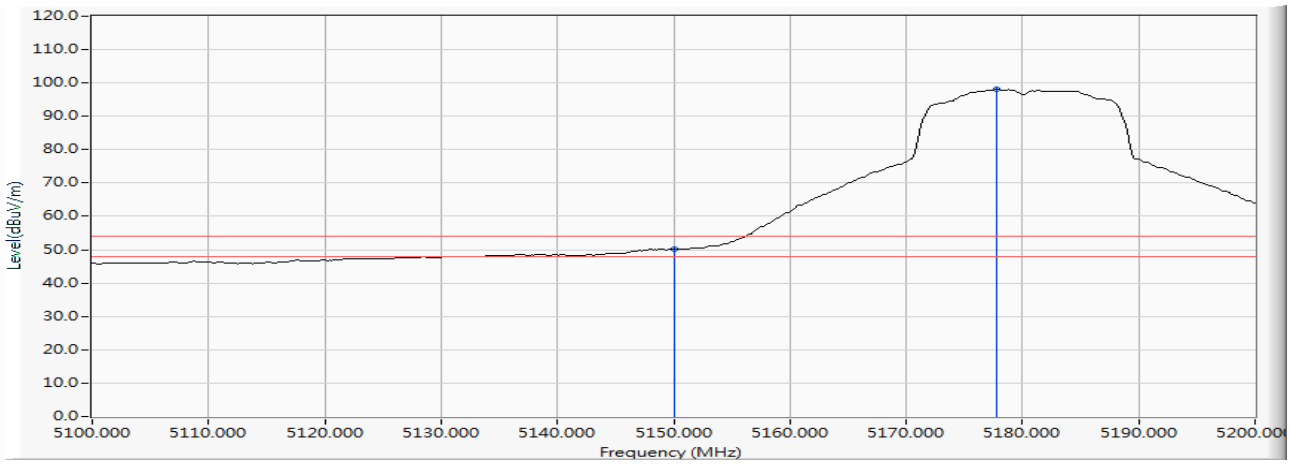

		Frequency (MHz)	Correct Factor (dB)	Reading Level (dBuV)	Measure Level (dBuV/m)	Margin (dB)	Limit (dBuV/m)	Detector Type
1		5150.000	16.185	33.898	50.083	-3.917	54.000	AVERAGE
2	*	5177.826	15.867	82.165	98.032	--	--	AVERAGE

Note:

1. All readings above 1GHz are performed with peak and/or average measurements as necessary.
2. Measurement Level = Reading Level + Correct Factor.
3. The average measurement was not performed when the peak measured data under the limit of average detection.

Product : Flat Panel Detector
Test Item : Band Edge Data
Test Date : 2019/08/06
Test Mode : Mode 1 SISO A: Transmit (802.11a_6Mbps) -Channel 64 (5320MHz)

Horizontal

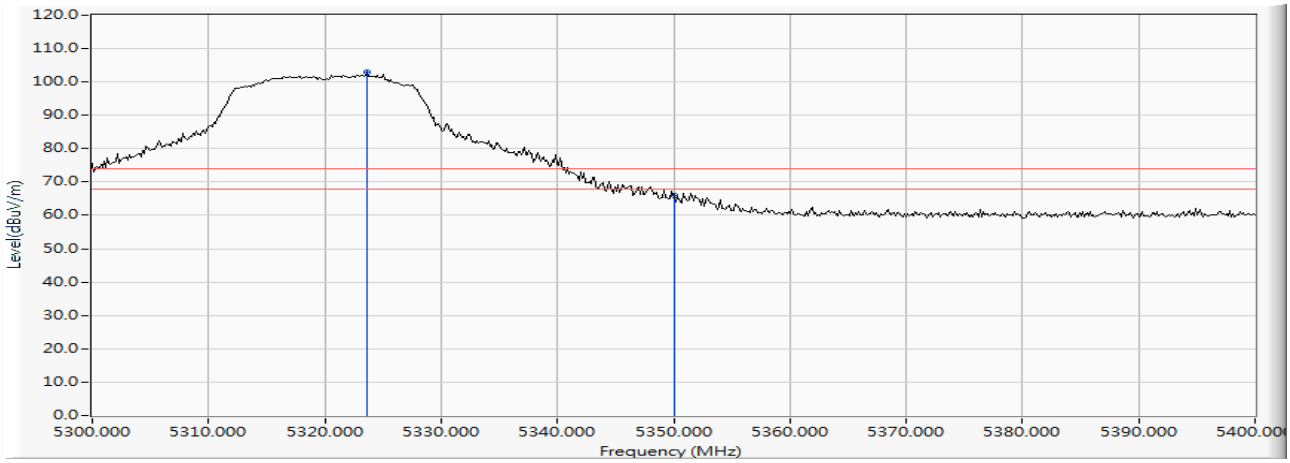

		Frequency (MHz)	Correct Factor (dB)	Reading Level (dBuV)	Measure Level (dBuV/m)	Margin (dB)	Limit (dBuV/m)	Detector Type
1	*	5323.623	15.609	87.314	102.922	--	--	PEAK
2		5350.000	15.865	50.015	65.879	-8.121	74.000	PEAK

Note:

1. All readings above 1GHz are performed with peak and/or average measurements as necessary.
2. Measurement Level = Reading Level + Correct Factor.
3. The average measurement was not performed when the peak measured data under the limit of average detection.

Product	:	Flat Panel Detector
Test Item	:	Band Edge Data
Test Date	:	2019/08/06
Test Mode	:	Mode 1 SISO A: Transmit (802.11a_6Mbps) -Channel 64 (5320MHz)

Horizontal

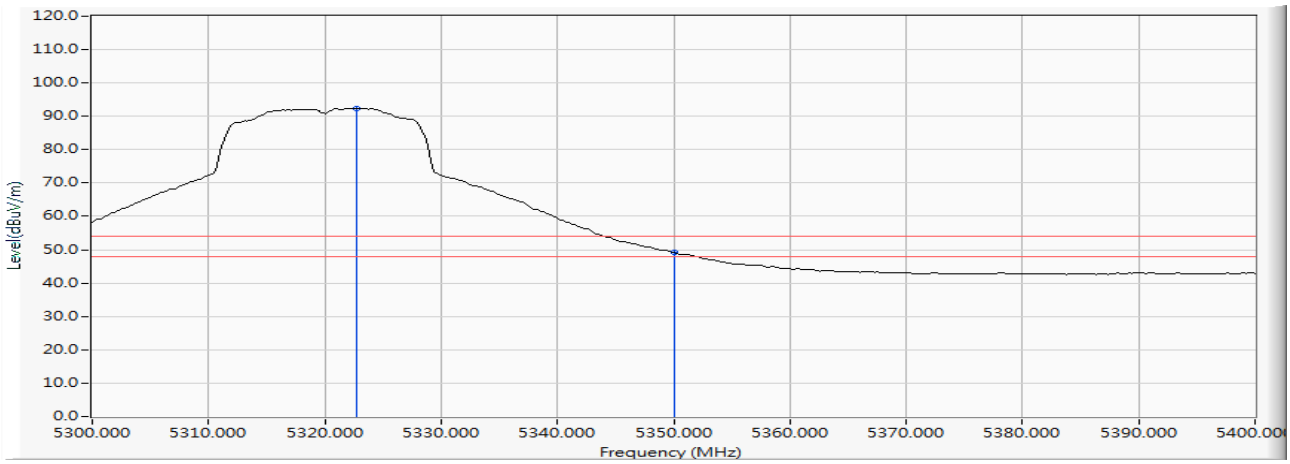

		Frequency (MHz)	Correct Factor (dB)	Reading Level (dBuV)	Measure Level (dBuV/m)	Margin (dB)	Limit (dBuV/m)	Detector Type
1	*	5322.754	15.599	76.772	92.372	--	--	AVERAGE
2		5350.000	15.865	33.311	49.175	-4.825	54.000	AVERAGE

Note:

1. All readings above 1GHz are performed with peak and/or average measurements as necessary.
2. Measurement Level = Reading Level + Correct Factor.
3. The average measurement was not performed when the peak measured data under the limit of average detection.

Product : Flat Panel Detector
Test Item : Band Edge Data
Test Date : 2019/08/06
Test Mode : Mode 1 SISO A: Transmit (802.11a_6Mbps) -Channel 64 (5320MHz)

Vertical

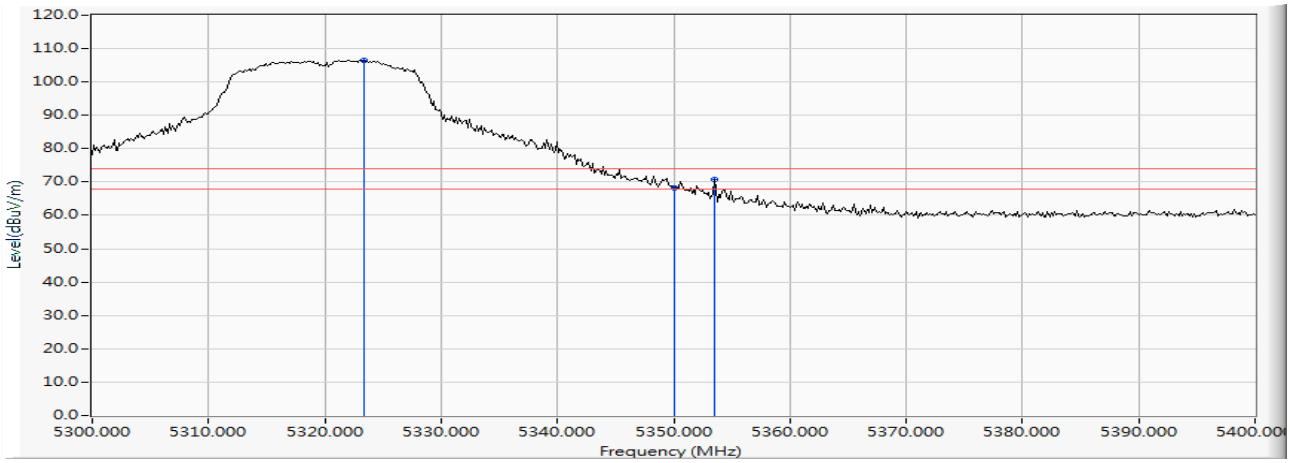

		Frequency (MHz)	Correct Factor (dB)	Reading Level (dBuV)	Measure Level (dBuV/m)	Margin (dB)	Limit (dBuV/m)	Detector Type
1	*	5323.333	15.605	90.789	106.394	--	--	PEAK
2		5350.000	15.865	52.461	68.325	-5.675	74.000	PEAK
3		5353.478	15.898	54.877	70.775	-3.225	74.000	PEAK

Note:

1. All readings above 1GHz are performed with peak and/or average measurements as necessary.
2. Measurement Level = Reading Level + Correct Factor.
3. The average measurement was not performed when the peak measured data under the limit of average detection.

Product : Flat Panel Detector
Test Item : Band Edge Data
Test Date : 2019/08/06
Test Mode : Mode 1 SISO A: Transmit (802.11a_6Mbps) -Channel 64 (5320MHz)

Vertical

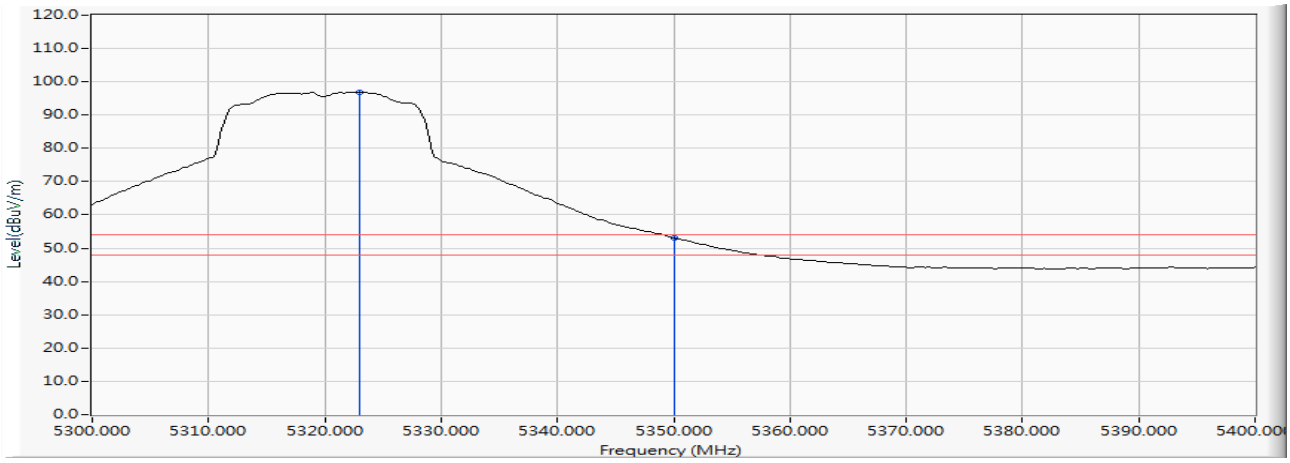

		Frequency (MHz)	Correct Factor (dB)	Reading Level (dBuV)	Measure Level (dBuV/m)	Margin (dB)	Limit (dBuV/m)	Detector Type
1	*	5323.043	15.602	81.241	96.844	--	--	AVERAGE
2		5350.000	15.865	37.086	52.950	-1.050	54.000	AVERAGE

Note:

1. All readings above 1GHz are performed with peak and/or average measurements as necessary.
2. Measurement Level = Reading Level + Correct Factor.
3. The average measurement was not performed when the peak measured data under the limit of average detection.

Product	:	Flat Panel Detector
Test Item	:	Band Edge Data
Test Date	:	2019/08/06
Test Mode	:	Mode 1 SISO A: Transmit (802.11a_6Mbps) -Channel 100 (5500MHz)

Horizontal

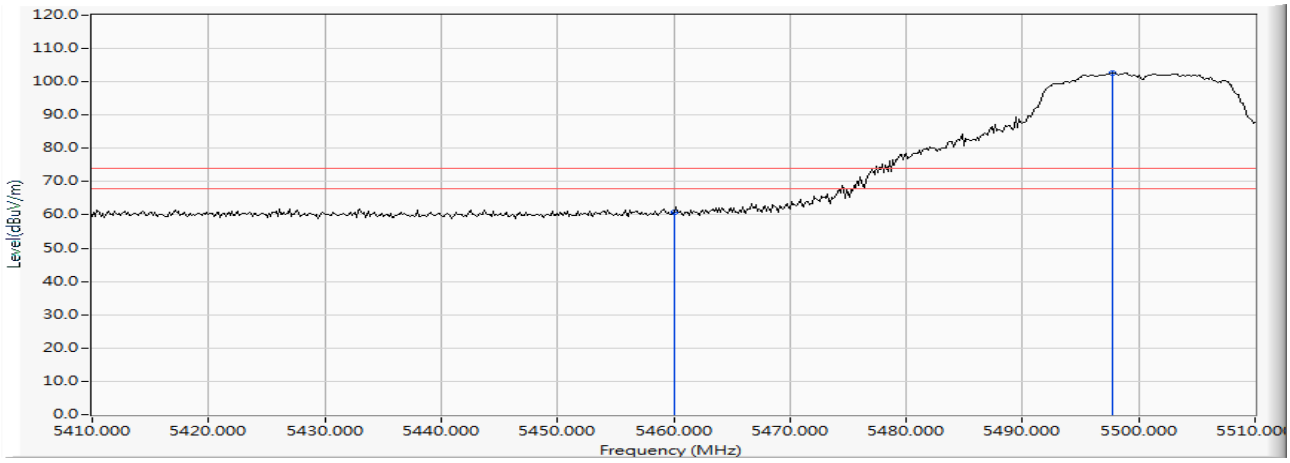

		Frequency (MHz)	Correct Factor (dB)	Reading Level (dBuV)	Measure Level (dBuV/m)	Margin (dB)	Limit (dBuV/m)	Detector Type
1		5460.000	16.870	44.087	60.957	-13.043	74.000	PEAK
2	*	5497.681	17.165	85.606	102.771	--	--	PEAK

Note:

1. All readings above 1GHz are performed with peak and/or average measurements as necessary.
2. Measurement Level = Reading Level + Correct Factor.
3. The average measurement was not performed when the peak measured data under the limit of average detection.

Product	:	Flat Panel Detector
Test Item	:	Band Edge Data
Test Date	:	2019/08/06
Test Mode	:	Mode 1 SISO A: Transmit (802.11a_6Mbps) -Channel 100 (5500MHz)

Horizontal

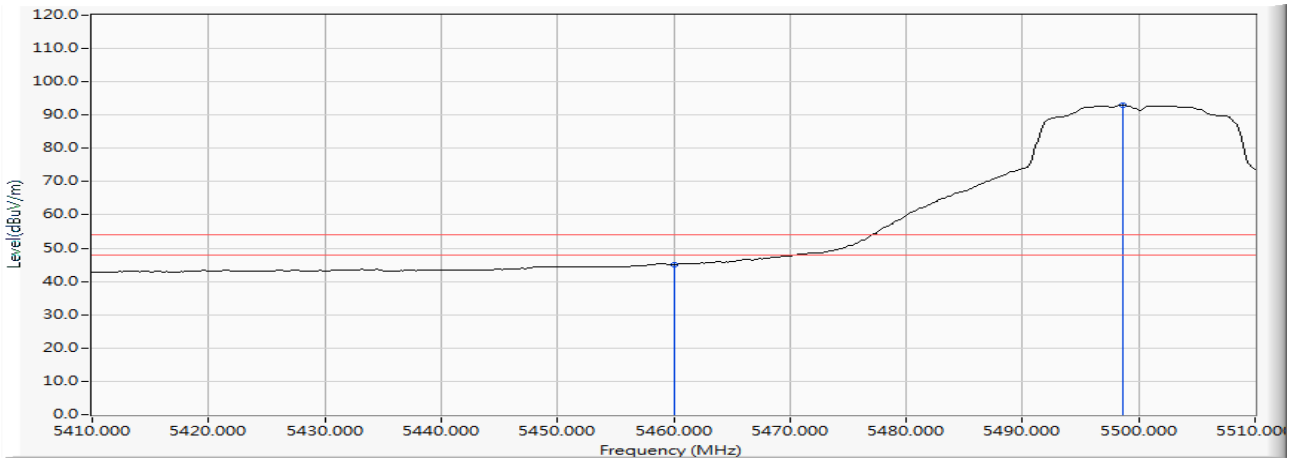

		Frequency (MHz)	Correct Factor (dB)	Reading Level (dBuV)	Measure Level (dBuV/m)	Margin (dB)	Limit (dBuV/m)	Detector Type
1		5460.000	16.870	28.268	45.138	-8.862	54.000	AVERAGE
2	*	5498.696	17.170	75.722	92.892	--	--	AVERAGE

Note:

1. All readings above 1GHz are performed with peak and/or average measurements as necessary.
2. Measurement Level = Reading Level + Correct Factor.
3. The average measurement was not performed when the peak measured data under the limit of average detection.

Product : Flat Panel Detector
Test Item : Band Edge Data
Test Date : 2019/08/06
Test Mode : Mode 1 SISO A: Transmit (802.11a_6Mbps) -Channel 100 (5500MHz)

Vertical

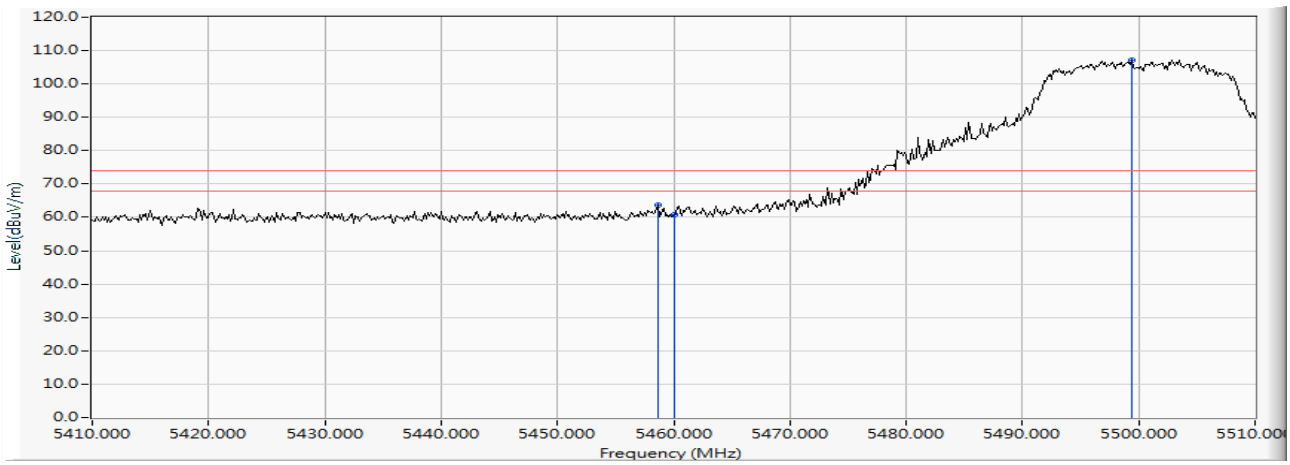

		Frequency (MHz)	Correct Factor (dB)	Reading Level (dBuV)	Measure Level (dBuV/m)	Margin (dB)	Limit (dBuV/m)	Detector Type
1		5458.696	16.858	46.810	63.668	-10.332	74.000	PEAK
2		5460.000	16.870	43.958	60.828	-13.172	74.000	PEAK
3	*	5499.420	17.174	89.962	107.136	--	--	PEAK

Note:

1. All readings above 1GHz are performed with peak and/or average measurements as necessary.
2. Measurement Level = Reading Level + Correct Factor.
3. The average measurement was not performed when the peak measured data under the limit of average detection.

Product	:	Flat Panel Detector
Test Item	:	Band Edge Data
Test Date	:	2019/08/06
Test Mode	:	Mode 1 SISO A: Transmit (802.11a_6Mbps) -Channel 100 (5500MHz)

Vertical

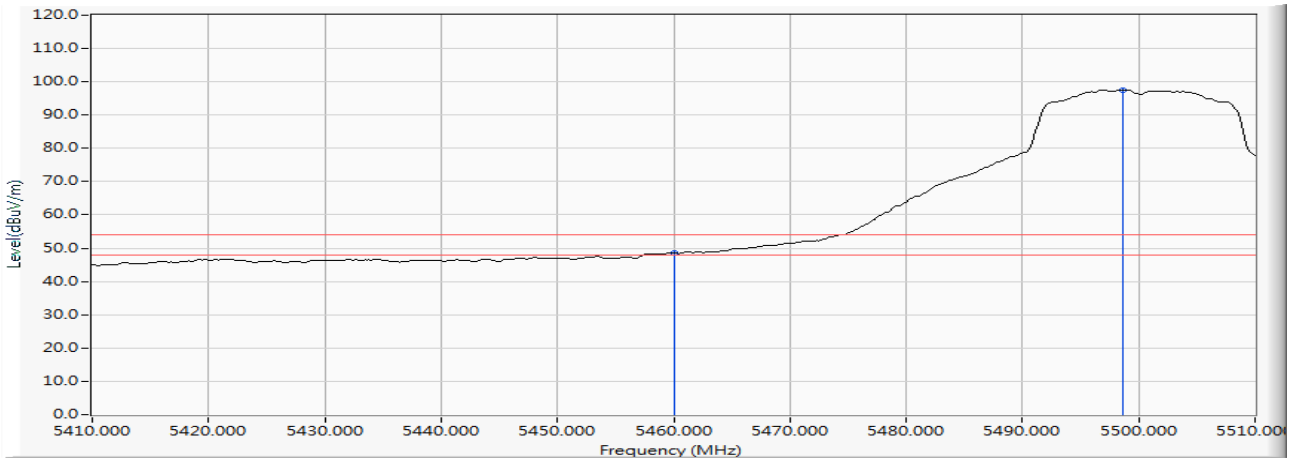

		Frequency (MHz)	Correct Factor (dB)	Reading Level (dBuV)	Measure Level (dBuV/m)	Margin (dB)	Limit (dBuV/m)	Detector Type
1		5460.000	16.870	31.673	48.543	-5.457	54.000	AVERAGE
2	*	5498.696	17.170	80.337	97.507	--	--	AVERAGE

Note:

1. All readings above 1GHz are performed with peak and/or average measurements as necessary.
2. Measurement Level = Reading Level + Correct Factor.
3. The average measurement was not performed when the peak measured data under the limit of average detection.

Product : Flat Panel Detector
Test Item : Band Edge Data
Test Date : 2019/08/06
Test Mode : Mode 1 SISO A: Transmit (802.11a_6Mbps) -Channel 100 (5500MHz)

Horizontal

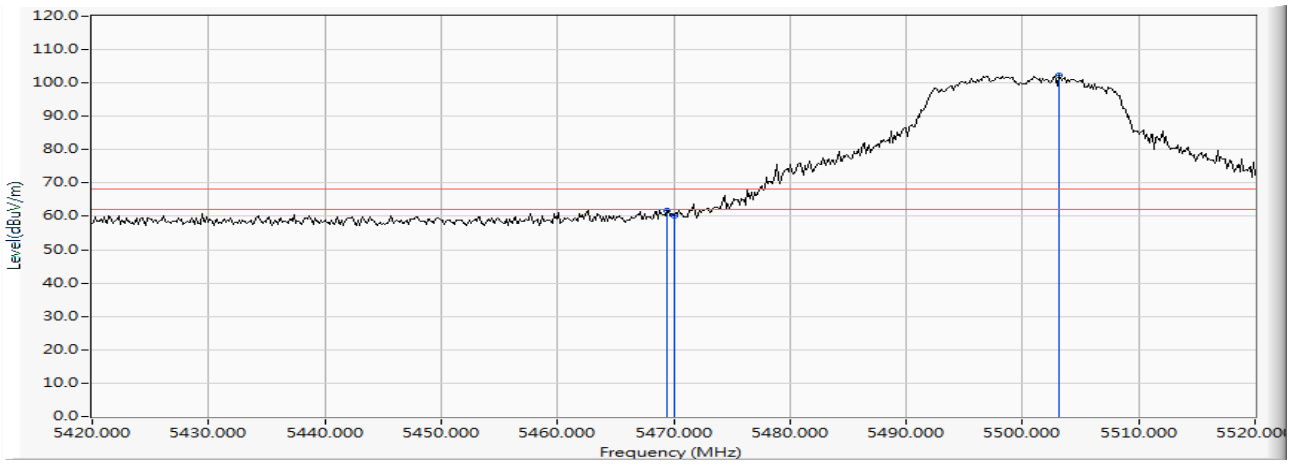

		Frequency (MHz)	Correct Factor (dB)	Reading Level (dBuV)	Measure Level (dBuV/m)	Margin (dB)	Limit (dBuV/m)	Detector Type
1		5469.420	16.951	44.872	61.824	-6.396	68.220	PEAK
2		5470.000	16.957	43.125	60.082	-8.138	68.220	PEAK
3	*	5503.188	17.193	85.130	102.324	--	--	PEAK

Product : Flat Panel Detector
Test Item : Band Edge Data
Test Date : 2019/08/06
Test Mode : Mode 1 SISO A: Transmit (802.11a_6Mbps) -Channel 100 (5500MHz)

Vertical

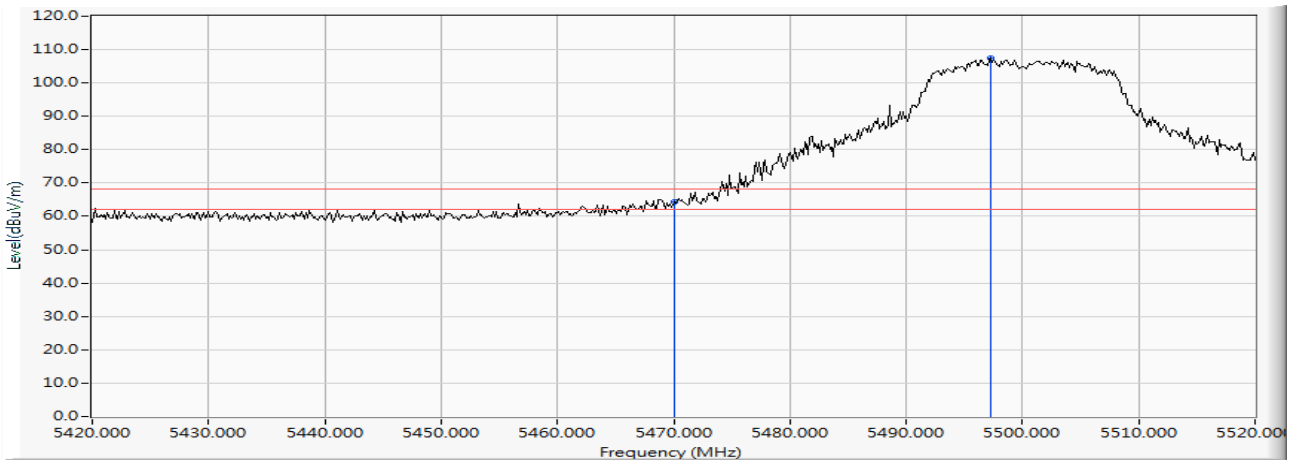

		Frequency (MHz)	Correct Factor (dB)	Reading Level (dBuV)	Measure Level (dBuV/m)	Margin (dB)	Limit (dBuV/m)	Detector Type
1		5470.000	16.957	47.333	64.290	-3.930	68.220	PEAK
2	*	5497.246	17.162	90.154	107.316	--	--	PEAK

Product : Flat Panel Detector
Test Item : Band Edge Data
Test Date : 2019/08/06
Test Mode : Mode 1 SISO A: Transmit (802.11a_6Mbps) -Channel 140 (5700MHz)

Horizontal

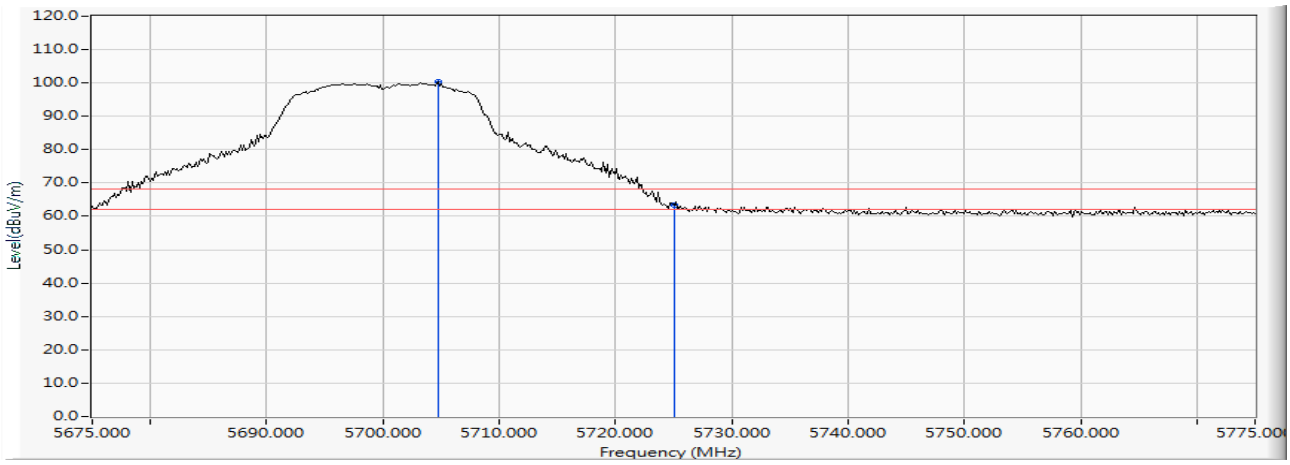

		Frequency (MHz)	Correct Factor (dB)	Reading Level (dBuV)	Measure Level (dBuV/m)	Margin (dB)	Limit (dBuV/m)	Detector Type
1	*	5704.710	16.629	83.599	100.228	--	--	PEAK
2		5725.000	16.624	46.828	63.452	-4.768	68.220	PEAK

Product : Flat Panel Detector
Test Item : Band Edge Data
Test Date : 2019/08/06
Test Mode : Mode 1 SISO A: Transmit (802.11a_6Mbps) -Channel 140 (5700MHz)

Vertical

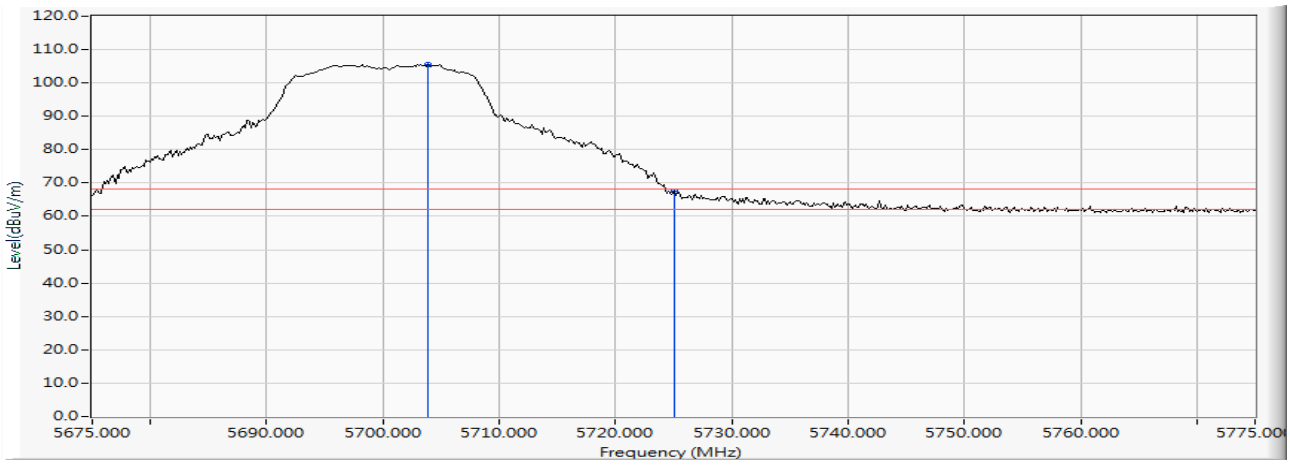

		Frequency (MHz)	Correct Factor (dB)	Reading Level (dBuV)	Measure Level (dBuV/m)	Margin (dB)	Limit (dBuV/m)	Detector Type
1	*	5703.841	16.631	88.900	105.531	--	--	PEAK
2		5725.000	16.624	51.050	67.674	-0.546	68.220	PEAK

Product : Flat Panel Detector
Test Item : Band Edge Data
Test Date : 2019/08/06
Test Mode : Mode 1 SISO A: Transmit (802.11a_6Mbps) -Channel 149 (5745MHz)

Horizontal

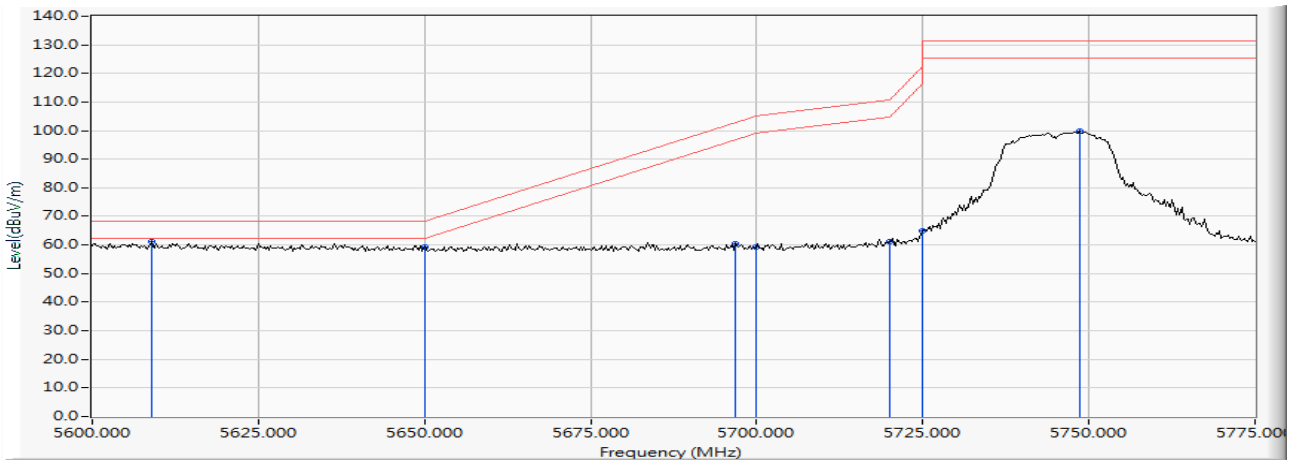

		Frequency (MHz)	Correct Factor (dB)	Reading Level (dBuV)	Measure Level (dBuV/m)	Margin (dB)	Limit (dBuV/m)	Detector Type
1	*	5608.877	16.894	44.392	61.286	-6.934	68.220	PEAK
2		5650.000	16.772	42.701	59.473	-8.747	68.220	PEAK
3		5696.884	16.641	43.933	60.574	-42.321	102.895	PEAK
4		5700.000	16.636	42.781	59.417	-45.783	105.200	PEAK
5		5720.000	16.623	44.652	61.275	-49.525	110.800	PEAK
6		5725.000	16.624	48.229	64.853	-57.347	122.200	PEAK
7		5748.623	16.638	83.072	99.710	-31.490	131.200	PEAK

Product : Flat Panel Detector
Test Item : Band Edge Data
Test Date : 2019/08/06
Test Mode : Mode 1 SISO A: Transmit (802.11a_6Mbps) -Channel 149 (5745MHz)

Vertical

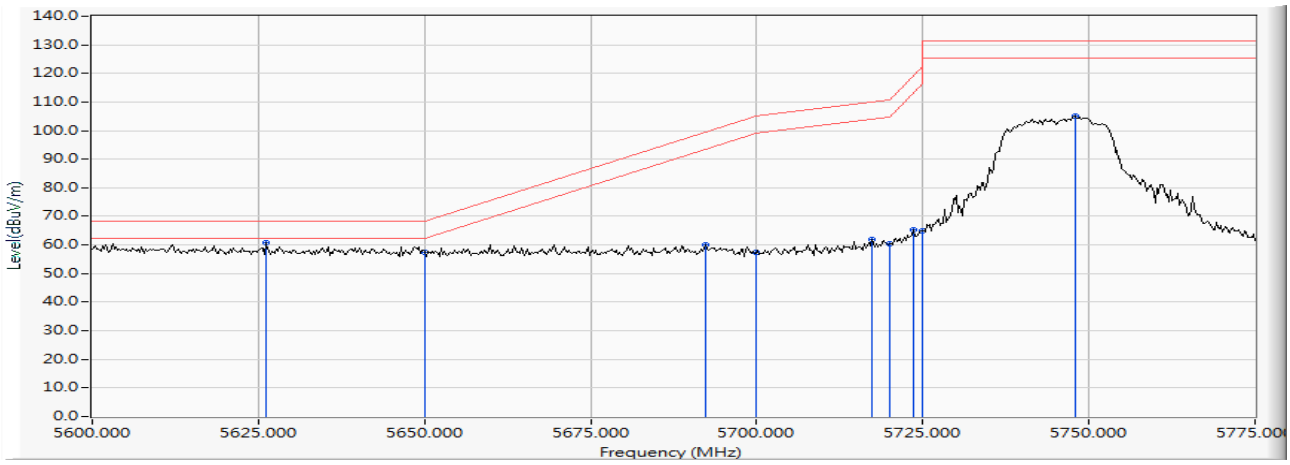

		Frequency (MHz)	Correct Factor (dB)	Reading Level (dBuV)	Measure Level (dBuV/m)	Margin (dB)	Limit (dBuV/m)	Detector Type
1	*	5626.123	16.842	43.853	60.696	-7.524	68.220	PEAK
2		5650.000	16.772	40.653	57.425	-10.795	68.220	PEAK
3		5692.319	16.648	43.385	60.032	-39.487	99.519	PEAK
4		5700.000	16.636	40.651	57.287	-47.913	105.200	PEAK
5		5717.428	16.623	45.430	62.053	-48.027	110.080	PEAK
6		5720.000	16.623	43.802	60.425	-50.375	110.800	PEAK
7		5723.514	16.624	48.664	65.288	-53.524	118.812	PEAK
8		5725.000	16.624	48.229	64.853	-57.347	122.200	PEAK
9		5747.862	16.636	88.405	105.041	-26.159	131.200	PEAK

Product : Flat Panel Detector
Test Item : Band Edge Data
Test Date : 2019/08/06
Test Mode : Mode 1 SISO A: Transmit (802.11a_6Mbps) -Channel 165 (5825MHz)

Horizontal

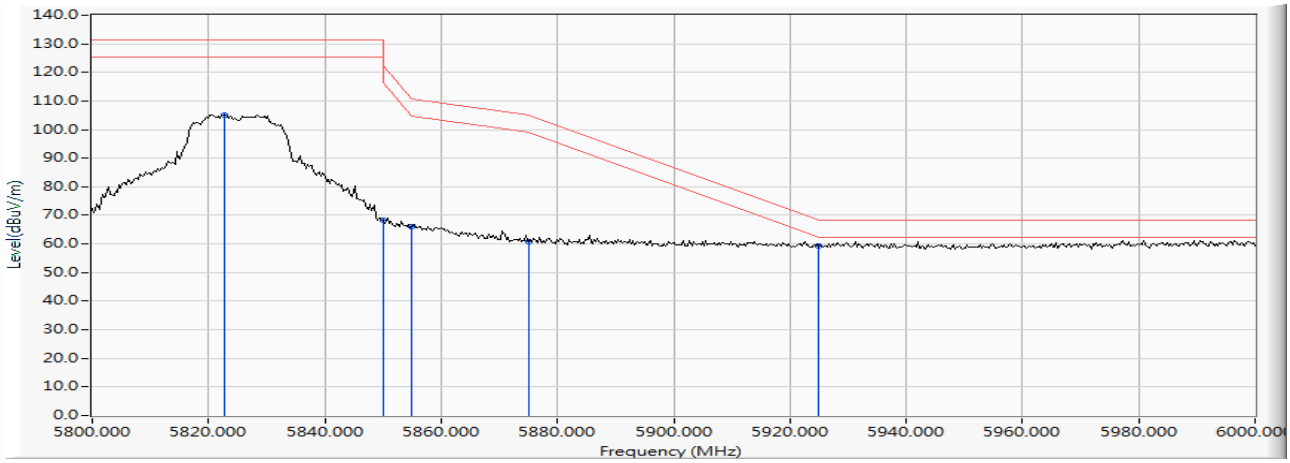

		Frequency (MHz)	Correct Factor (dB)	Reading Level (dBuV)	Measure Level (dBuV/m)	Margin (dB)	Limit (dBuV/m)	Detector Type
1		5822.609	16.943	88.291	105.234	-25.966	131.200	PEAK
2		5850.000	17.081	51.098	68.179	-54.021	122.200	PEAK
3		5855.000	17.106	49.051	66.157	-44.643	110.800	PEAK
4		5875.000	17.208	43.739	60.947	-44.253	105.200	PEAK
5	*	5925.000	17.361	41.807	59.168	-9.052	68.220	PEAK

Product : Flat Panel Detector
Test Item : Band Edge Data
Test Date : 2019/08/06
Test Mode : Mode 1 SISO A: Transmit (802.11a_6Mbps) -Channel 165 (5825MHz)

Vertical

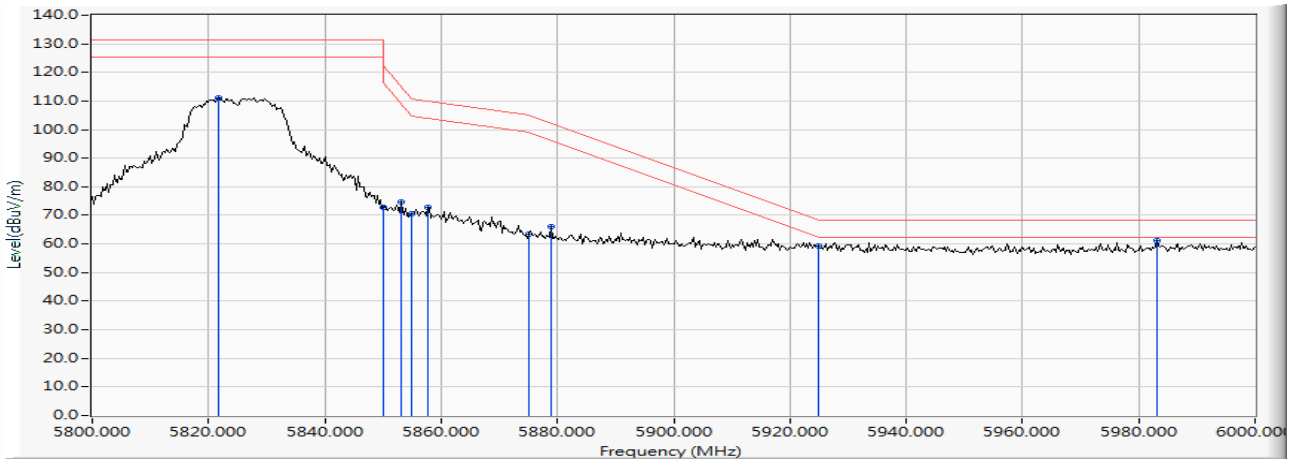

		Frequency (MHz)	Correct Factor (dB)	Reading Level (dBuV)	Measure Level (dBuV/m)	Margin (dB)	Limit (dBuV/m)	Detector Type
1		5821.739	16.938	94.051	110.989	-20.211	131.200	PEAK
2		5850.000	17.081	55.577	72.658	-49.542	122.200	PEAK
3		5853.043	17.096	57.689	74.786	-40.476	115.262	PEAK
4		5855.000	17.106	53.391	70.497	-40.303	110.800	PEAK
5		5857.681	17.120	55.612	72.732	-37.317	110.049	PEAK
6		5875.000	17.208	46.253	63.461	-41.739	105.200	PEAK
7		5878.841	17.227	48.885	66.112	-36.247	102.359	PEAK
8		5925.000	17.361	41.825	59.186	-9.034	68.220	PEAK
9	*	5983.188	17.422	43.615	61.037	-7.183	68.220	PEAK

Product : Flat Panel Detector
Test Item : Band Edge Data
Test Date : 2019/10/03
Test Mode : Mode 1 SISO A: Transmit (802.11n-20BW_7.2Mbps) -Channel 36 (5180MHz)

Horizontal

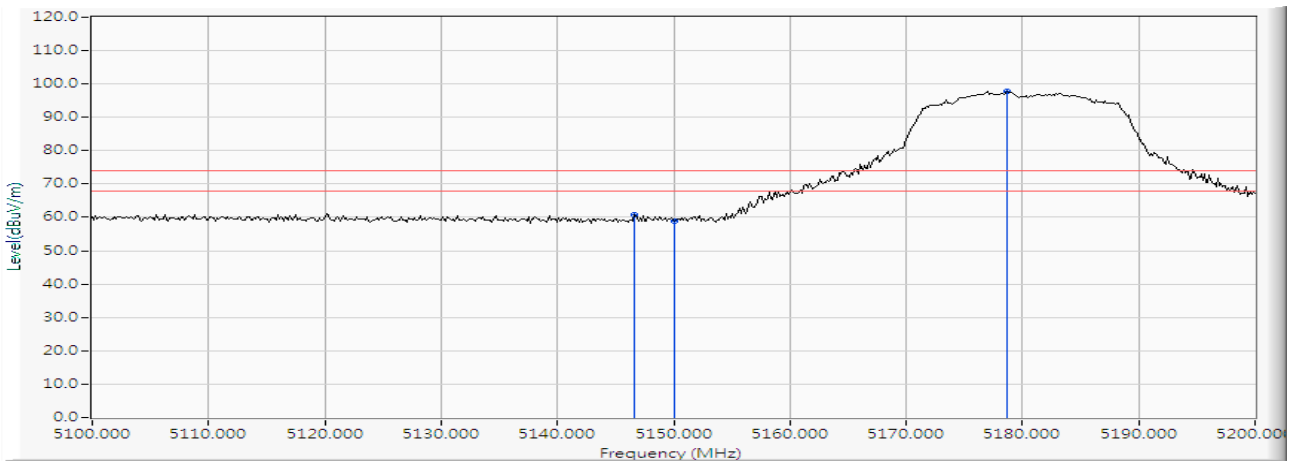

		Frequency (MHz)	Correct Factor (dB)	Reading Level (dBuV)	Measure Level (dBuV/m)	Margin (dB)	Limit (dBuV/m)	Detector Type
1		5146.667	16.223	44.486	60.709	-13.291	74.000	PEAK
2		5150.000	16.185	42.734	58.919	-15.081	74.000	PEAK
3	*	5178.696	15.857	81.882	97.739	--	--	PEAK

Note:

1. All readings above 1GHz are performed with peak and/or average measurements as necessary.
2. Measurement Level = Reading Level + Correct Factor.
3. The average measurement was not performed when the peak measured data under the limit of average detection.

Product : Flat Panel Detector
Test Item : Band Edge Data
Test Date : 2019/10/03
Test Mode : Mode 1 SISO A: Transmit (802.11n-20BW_7.2Mbps) -Channel 36 (5180MHz)

Horizontal

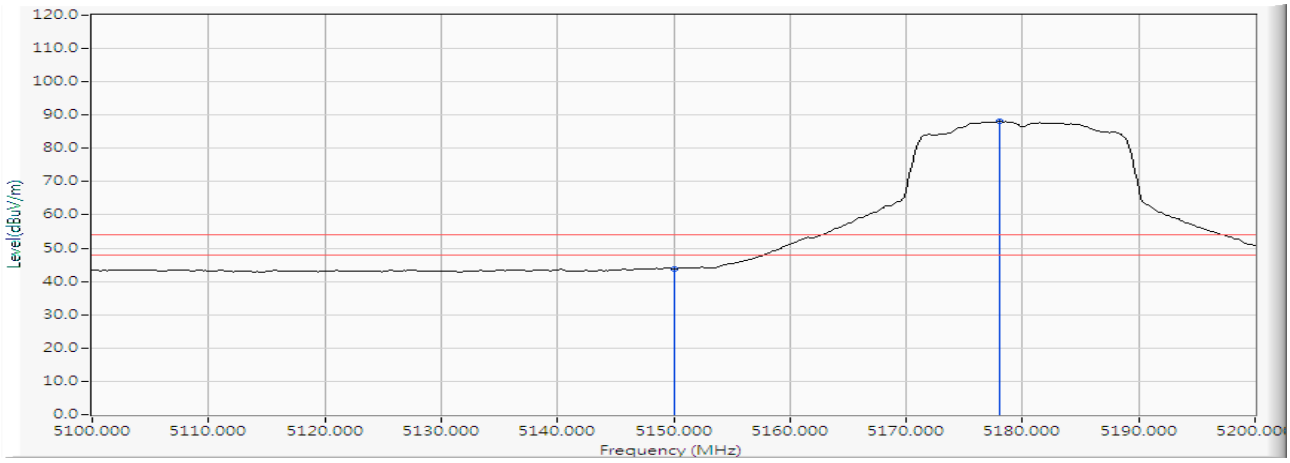

		Frequency (MHz)	Correct Factor (dB)	Reading Level (dBuV)	Measure Level (dBuV/m)	Margin (dB)	Limit (dBuV/m)	Detector Type
1		5150.000	16.185	27.676	43.861	-10.139	54.000	AVERAGE
2	*	5177.971	15.866	72.194	88.060	--	--	AVERAGE

Note:

1. All readings above 1GHz are performed with peak and/or average measurements as necessary.
2. Measurement Level = Reading Level + Correct Factor.
3. The average measurement was not performed when the peak measured data under the limit of average detection.

Product : Flat Panel Detector
Test Item : Band Edge Data
Test Date : 2019/10/03
Test Mode : Mode 1 SISO A: Transmit (802.11n-20BW_7.2Mbps) -Channel 36 (5180MHz)

Vertical

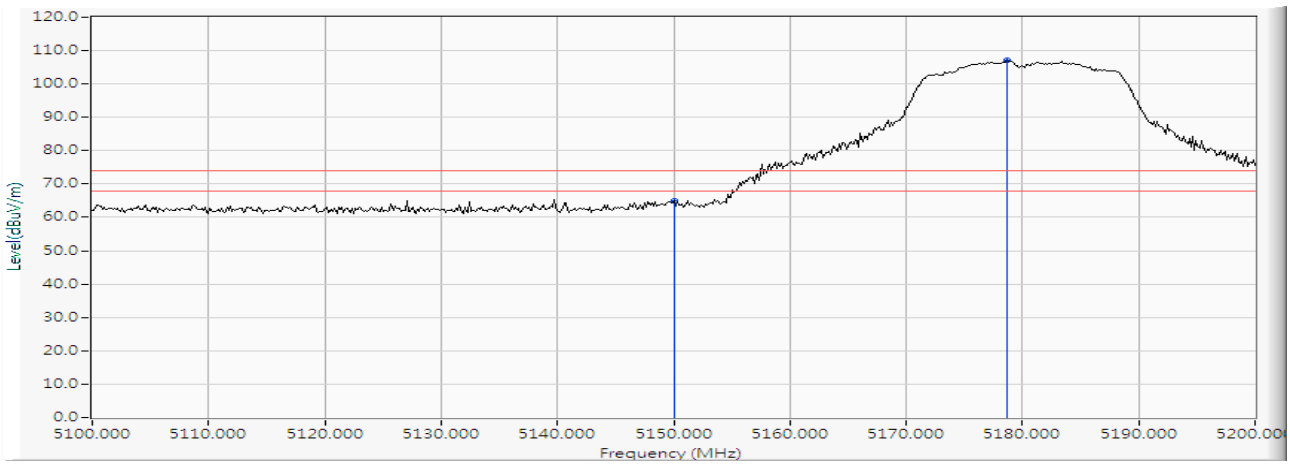

		Frequency (MHz)	Correct Factor (dB)	Reading Level (dBuV)	Measure Level (dBuV/m)	Margin (dB)	Limit (dBuV/m)	Detector Type
1		5150.000	16.185	48.780	64.965	-9.035	74.000	PEAK
2	*	5178.696	15.857	91.186	107.043	--	--	PEAK

Note:

1. All readings above 1GHz are performed with peak and/or average measurements as necessary.
2. Measurement Level = Reading Level + Correct Factor.
3. The average measurement was not performed when the peak measured data under the limit of average detection.

Product : Flat Panel Detector
Test Item : Band Edge Data
Test Date : 2019/10/03
Test Mode : Mode 1 SISO A: Transmit (802.11n-20BW_7.2Mbps) -Channel 36 (5180MHz)

Vertical

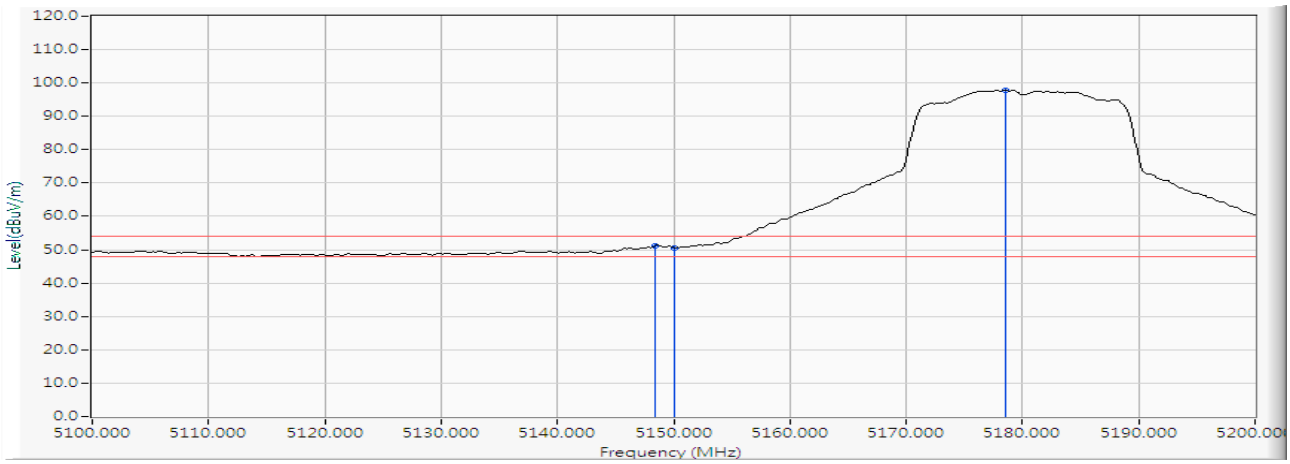

		Frequency (MHz)	Correct Factor (dB)	Reading Level (dBuV)	Measure Level (dBuV/m)	Margin (dB)	Limit (dBuV/m)	Detector Type
1		5148.406	16.203	35.050	51.253	-2.747	54.000	AVERAGE
2		5150.000	16.185	34.466	50.651	-3.349	54.000	AVERAGE
3	*	5178.551	15.859	81.935	97.794	--	--	AVERAGE

Note:

1. All readings above 1GHz are performed with peak and/or average measurements as necessary.
2. Measurement Level = Reading Level + Correct Factor.
3. The average measurement was not performed when the peak measured data under the limit of average detection.

Product : Flat Panel Detector
Test Item : Band Edge Data
Test Date : 2019/10/03
Test Mode : Mode 1 SISO A: Transmit (802.11n-20BW_7.2Mbps) -Channel 64 (5320MHz)

Horizontal

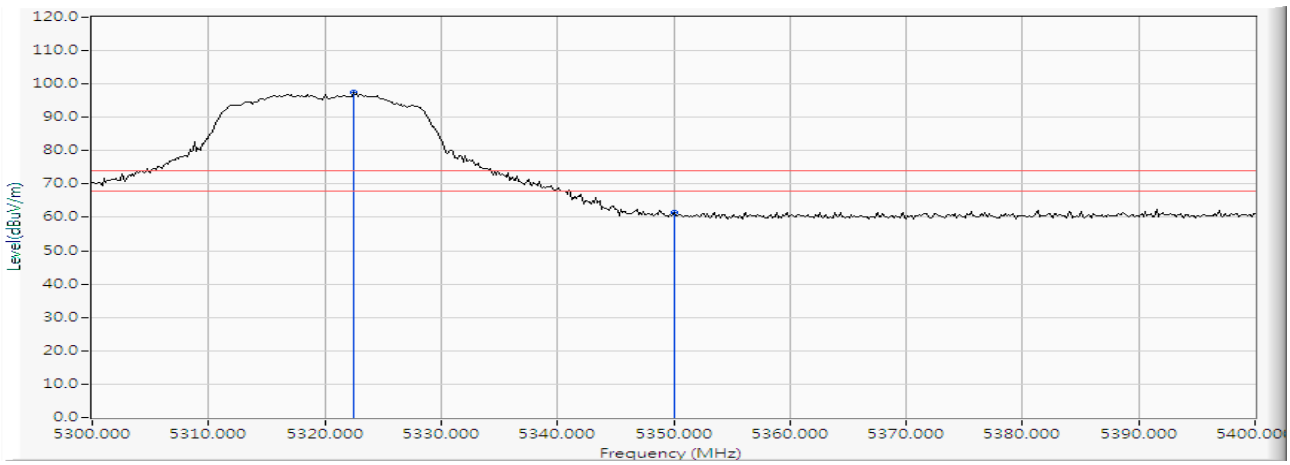

		Frequency (MHz)	Correct Factor (dB)	Reading Level (dBuV)	Measure Level (dBuV/m)	Margin (dB)	Limit (dBuV/m)	Detector Type
1	*	5322.464	15.597	81.866	97.463	--	--	PEAK
2		5350.000	15.865	45.430	61.294	-12.706	74.000	PEAK

Note:

1. All readings above 1GHz are performed with peak and/or average measurements as necessary.
2. Measurement Level = Reading Level + Correct Factor.
3. The average measurement was not performed when the peak measured data under the limit of average detection.

Product : Flat Panel Detector
Test Item : Band Edge Data
Test Date : 2019/10/03
Test Mode : Mode 1 SISO A: Transmit (802.11n-20BW_7.2Mbps) -Channel 64 (5320MHz)

Horizontal

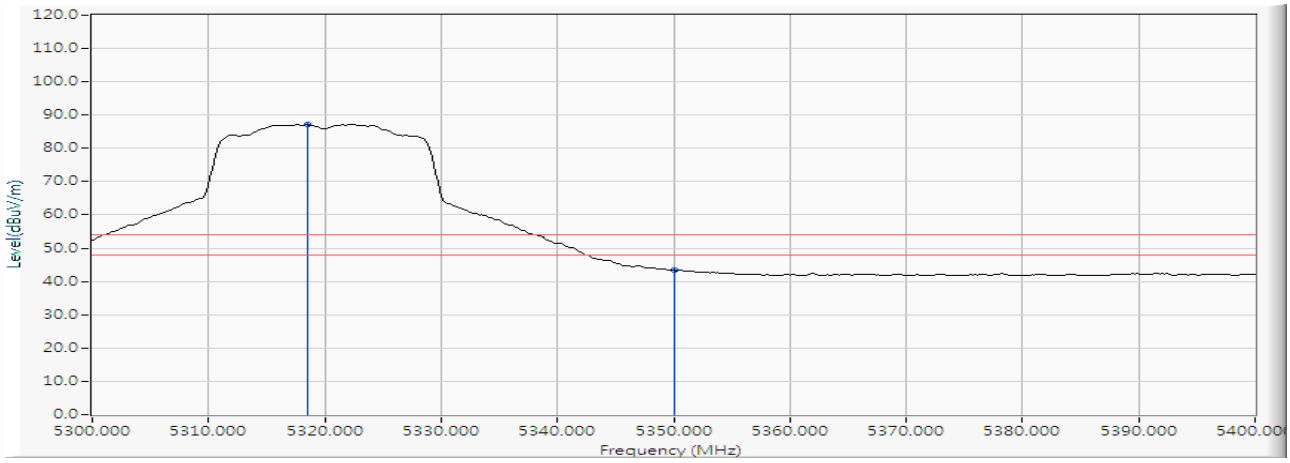

		Frequency (MHz)	Correct Factor (dB)	Reading Level (dBuV)	Measure Level (dBuV/m)	Margin (dB)	Limit (dBuV/m)	Detector Type
1	*	5318.551	15.559	71.563	87.122	--	--	AVERAGE
2		5350.000	15.865	27.433	43.297	-10.703	54.000	AVERAGE

Note:

1. All readings above 1GHz are performed with peak and/or average measurements as necessary.
2. Measurement Level = Reading Level + Correct Factor.
3. The average measurement was not performed when the peak measured data under the limit of average detection.

Product : Flat Panel Detector
Test Item : Band Edge Data
Test Date : 2019/10/03
Test Mode : Mode 1 SISO A: Transmit (802.11n-20BW_7.2Mbps) -Channel 64 (5320MHz)

Vertical

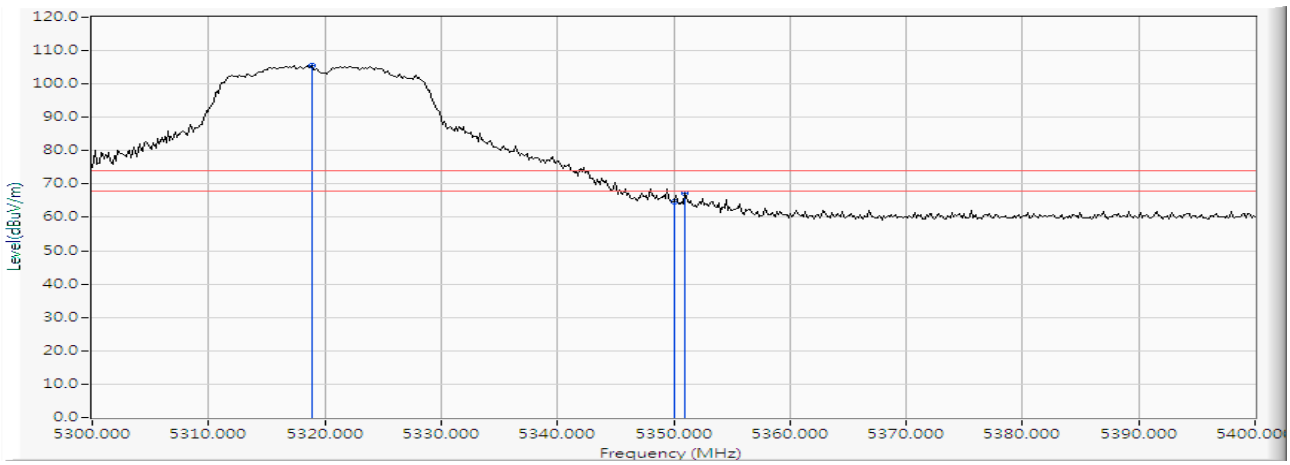

		Frequency (MHz)	Correct Factor (dB)	Reading Level (dBuV)	Measure Level (dBuV/m)	Margin (dB)	Limit (dBuV/m)	Detector Type
1	*	5318.841	15.562	89.971	105.533	--	--	PEAK
2		5350.000	15.865	48.699	64.563	-9.437	74.000	PEAK
3		5351.014	15.874	51.358	67.232	-6.768	74.000	PEAK

Note:

1. All readings above 1GHz are performed with peak and/or average measurements as necessary.
2. Measurement Level = Reading Level + Correct Factor.
3. The average measurement was not performed when the peak measured data under the limit of average detection.

Product : Flat Panel Detector
Test Item : Band Edge Data
Test Date : 2019/10/03
Test Mode : Mode 1 SISO A: Transmit (802.11n-20BW_7.2Mbps) -Channel 64 (5320MHz)

Vertical

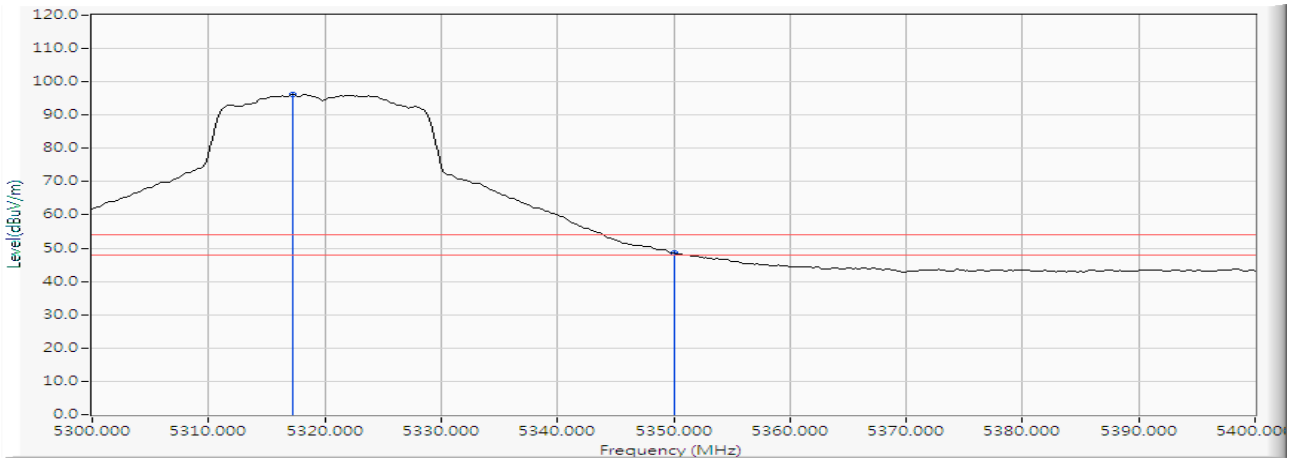

		Frequency (MHz)	Correct Factor (dB)	Reading Level (dBuV)	Measure Level (dBuV/m)	Margin (dB)	Limit (dBuV/m)	Detector Type
1	*	5317.246	15.546	80.585	96.131	--	--	AVERAGE
2		5350.000	15.865	32.688	48.552	-5.448	54.000	AVERAGE

Note:

1. All readings above 1GHz are performed with peak and/or average measurements as necessary.
2. Measurement Level = Reading Level + Correct Factor.
3. The average measurement was not performed when the peak measured data under the limit of average detection.

Product : Flat Panel Detector
Test Item : Band Edge Data
Test Date : 2019/10/03
Test Mode : Mode 1 SISO A: Transmit (802.11n-20BW_7.2Mbps) -Channel 100 (5500MHz)

Horizontal

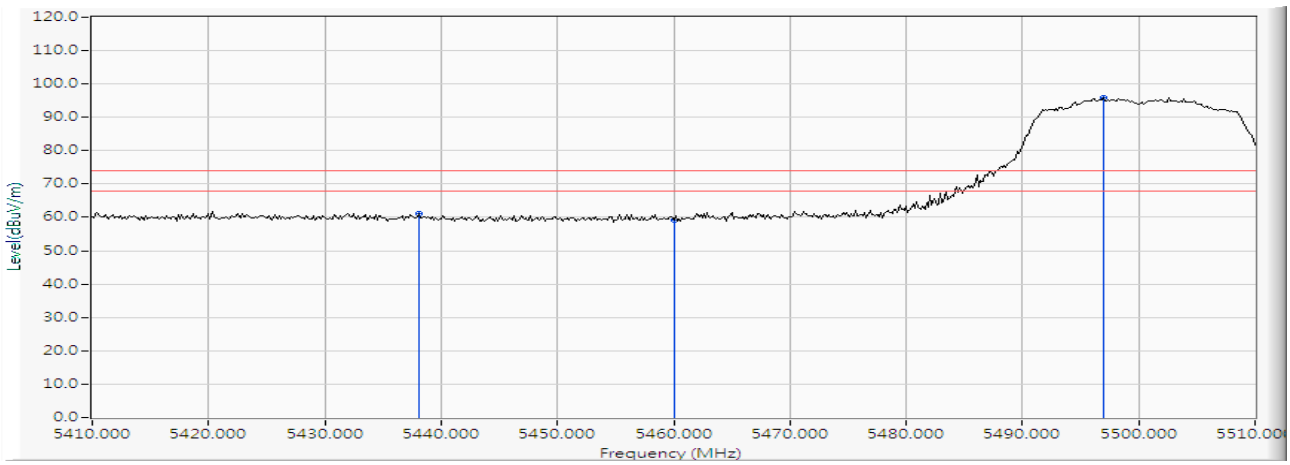

		Frequency (MHz)	Correct Factor (dB)	Reading Level (dBuV)	Measure Level (dBuV/m)	Margin (dB)	Limit (dBuV/m)	Detector Type
1		5438.116	16.680	44.590	61.270	-12.730	74.000	PEAK
2		5460.000	16.870	42.291	59.161	-14.839	74.000	PEAK
3	*	5496.957	17.162	78.774	95.935	--	--	PEAK

Note:

1. All readings above 1GHz are performed with peak and/or average measurements as necessary.
2. Measurement Level = Reading Level + Correct Factor.
3. The average measurement was not performed when the peak measured data under the limit of average detection.

Product : Flat Panel Detector
Test Item : Band Edge Data
Test Date : 2019/10/03
Test Mode : Mode 1 SISO A: Transmit (802.11n-20BW_7.2Mbps) -Channel 100 (5500MHz)

Horizontal

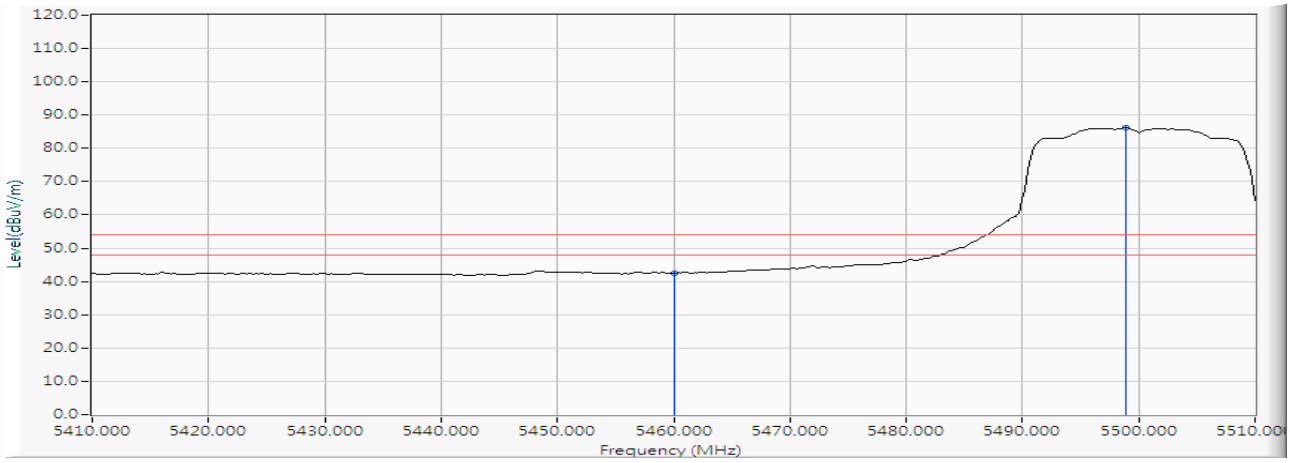

		Frequency (MHz)	Correct Factor (dB)	Reading Level (dBuV)	Measure Level (dBuV/m)	Margin (dB)	Limit (dBuV/m)	Detector Type
1		5460.000	16.870	25.556	42.426	-11.574	54.000	AVERAGE
2	*	5498.841	17.171	69.001	86.172	--	--	AVERAGE

Note:

1. All readings above 1GHz are performed with peak and/or average measurements as necessary.
2. Measurement Level = Reading Level + Correct Factor.
3. The average measurement was not performed when the peak measured data under the limit of average detection.

Product : Flat Panel Detector
Test Item : Band Edge Data
Test Date : 2019/10/03
Test Mode : Mode 1 SISO A: Transmit (802.11n-20BW_7.2Mbps) -Channel 100 (5500MHz)

Vertical

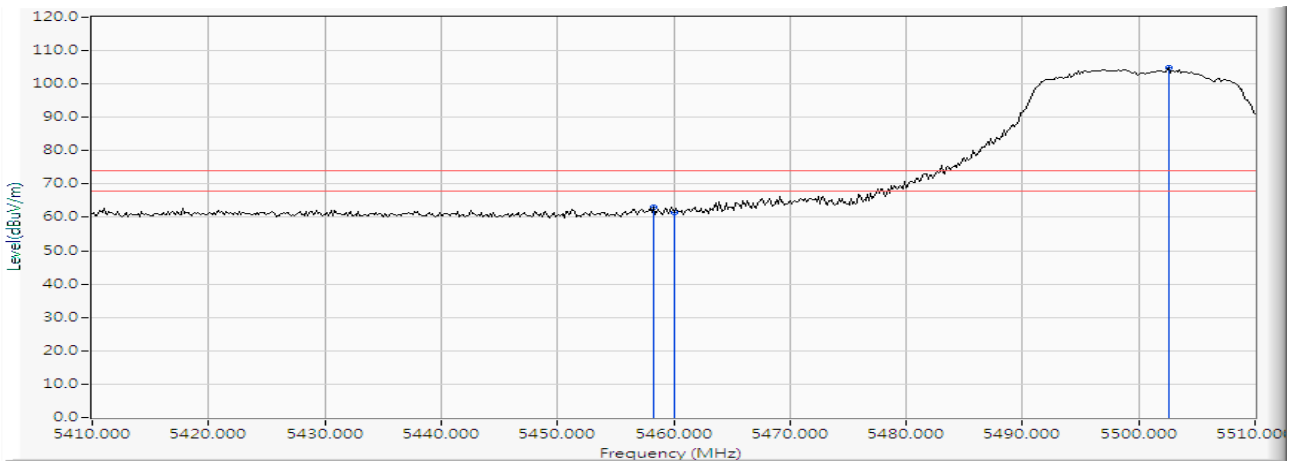

		Frequency (MHz)	Correct Factor (dB)	Reading Level (dBuV)	Measure Level (dBuV/m)	Margin (dB)	Limit (dBuV/m)	Detector Type
1		5458.261	16.855	46.159	63.014	-10.986	74.000	PEAK
2		5460.000	16.870	44.530	61.400	-12.600	74.000	PEAK
3	*	5502.609	17.191	87.592	104.783	--	--	PEAK

Note:

1. All readings above 1GHz are performed with peak and/or average measurements as necessary.
2. Measurement Level = Reading Level + Correct Factor.
3. The average measurement was not performed when the peak measured data under the limit of average detection.

Product	:	Flat Panel Detector
Test Item	:	Band Edge Data
Test Date	:	2019/10/03
Test Mode	:	Mode 1 SISO A: Transmit (802.11n-20BW_7.2Mbps) -Channel 100 (5500MHz)

Vertical

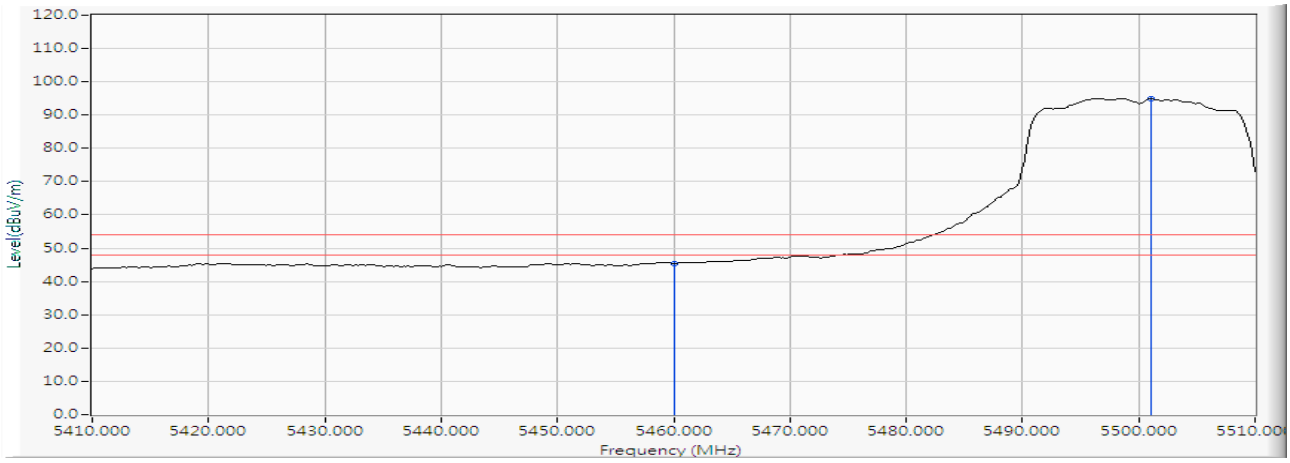

		Frequency (MHz)	Correct Factor (dB)	Reading Level (dBuV)	Measure Level (dBuV/m)	Margin (dB)	Limit (dBuV/m)	Detector Type
1		5460.000	16.870	28.511	45.381	-8.619	54.000	AVERAGE
2	*	5501.014	17.182	77.744	94.926	--	--	AVERAGE

Note:

1. All readings above 1GHz are performed with peak and/or average measurements as necessary.
2. Measurement Level = Reading Level + Correct Factor.
3. The average measurement was not performed when the peak measured data under the limit of average detection.

Product : Flat Panel Detector
Test Item : Band Edge Data
Test Date : 2019/10/03
Test Mode : Mode 1 SISO A: Transmit (802.11n-20BW_7.2Mbps)-Channel 100 (5500MHz)

Horizontal

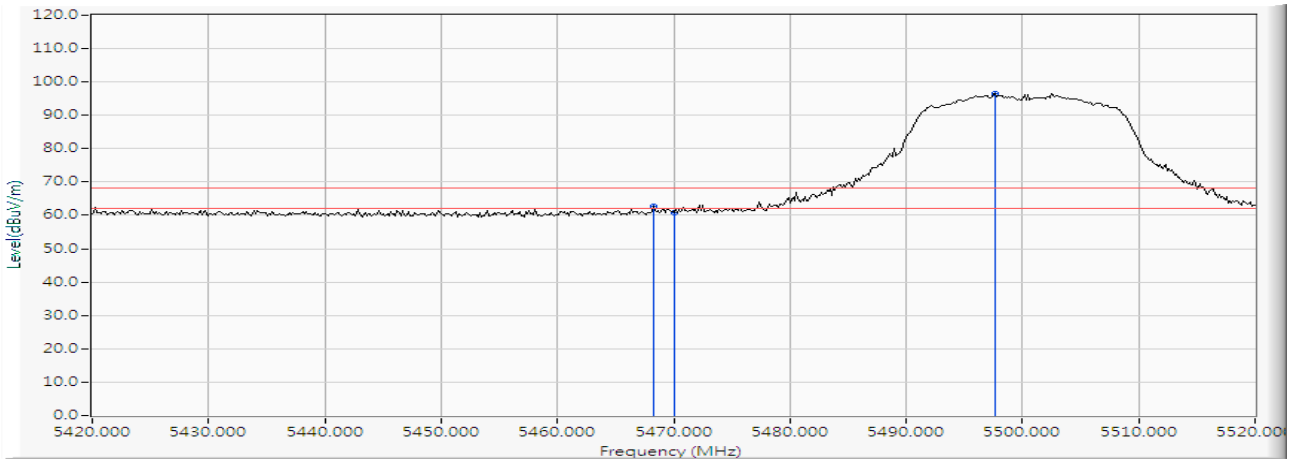

		Frequency (MHz)	Correct Factor (dB)	Reading Level (dBuV)	Measure Level (dBuV/m)	Margin (dB)	Limit (dBuV/m)	Detector Type
1		5468.261	16.942	45.750	62.692	-5.528	68.220	PEAK
2		5470.000	16.957	43.962	60.919	-7.301	68.220	PEAK
3	*	5497.681	17.165	79.385	96.550	--	--	PEAK

Product : Flat Panel Detector
Test Item : Band Edge Data
Test Date : 2019/10/03
Test Mode : Mode 1 SISO A: Transmit (802.11n-20BW_7.2Mbps)-Channel 100 (5500MHz)

Vertical

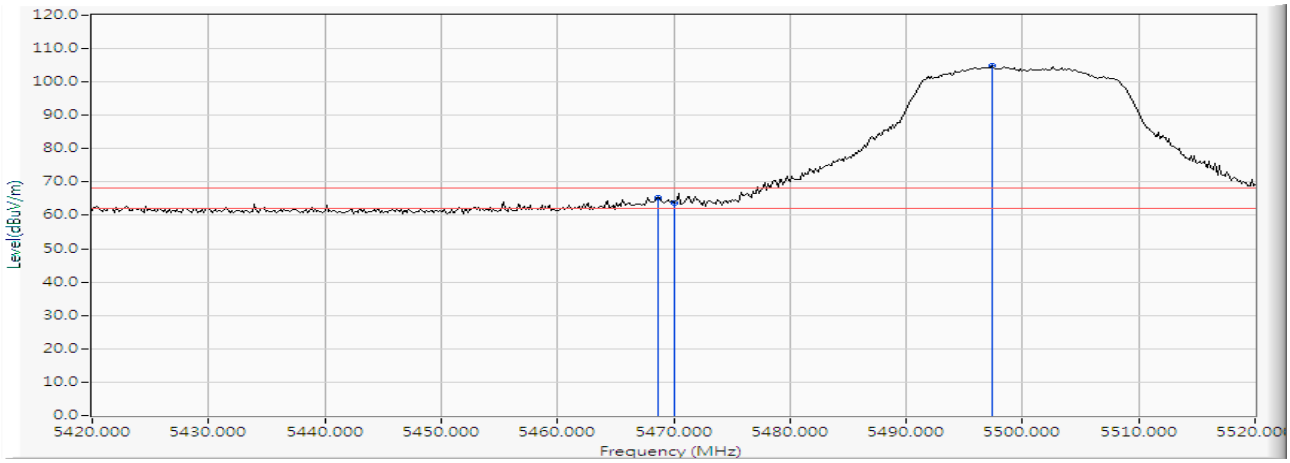

		Frequency (MHz)	Correct Factor (dB)	Reading Level (dBuV)	Measure Level (dBuV/m)	Margin (dB)	Limit (dBuV/m)	Detector Type
1		5468.696	16.945	48.487	65.432	-2.788	68.220	PEAK
2		5470.000	16.957	46.725	63.682	-4.538	68.220	PEAK
3	*	5497.391	17.163	87.771	104.934	--	--	PEAK

Product : Flat Panel Detector
Test Item : Band Edge Data
Test Date : 2019/10/03
Test Mode : Mode 1 SISO A: Transmit (802.11n-20BW_7.2Mbps)-Channel 140 (5700MHz)

Horizontal

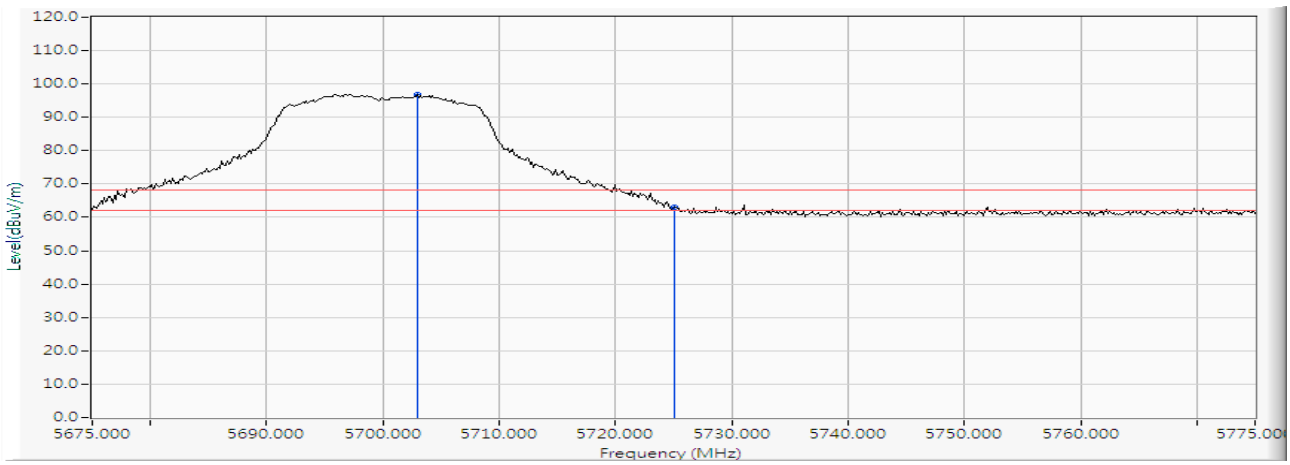

		Frequency (MHz)	Correct Factor (dB)	Reading Level (dBuV)	Measure Level (dBuV/m)	Margin (dB)	Limit (dBuV/m)	Detector Type
1	*	5702.971	16.631	80.201	96.833	--	--	PEAK
2		5725.000	16.624	46.536	63.160	-5.060	68.220	PEAK

Product : Flat Panel Detector
Test Item : Band Edge Data
Test Date : 2019/10/03
Test Mode : Mode 1 SISO A: Transmit (802.11n-20BW_7.2Mbps)-Channel 140 (5700MHz)

Vertical

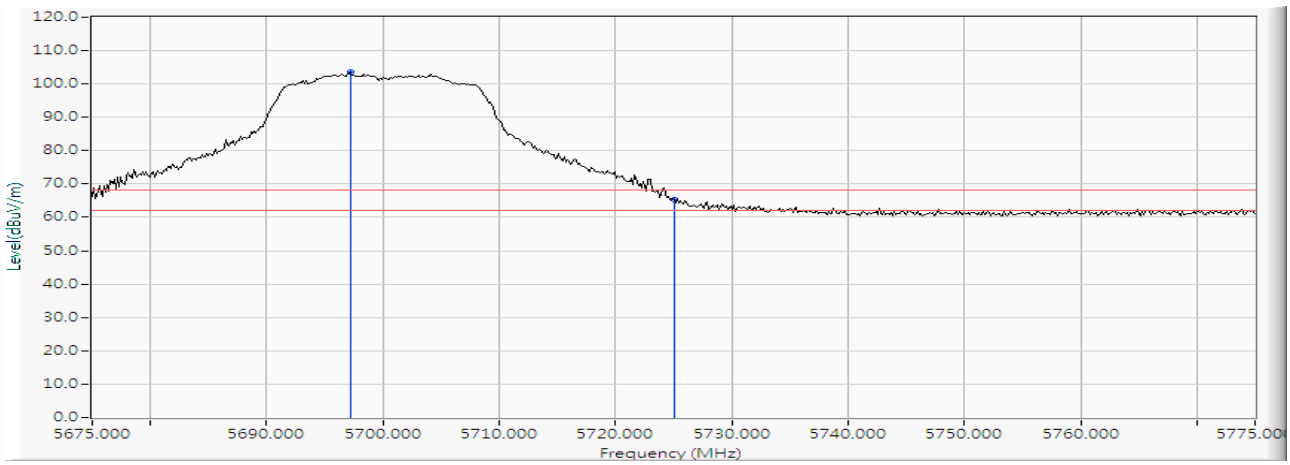

		Frequency (MHz)	Correct Factor (dB)	Reading Level (dBuV)	Measure Level (dBuV/m)	Margin (dB)	Limit (dBuV/m)	Detector Type
1	*	5697.174	16.640	86.963	103.603	--	--	PEAK
2		5725.000	16.624	48.554	65.178	-3.042	68.220	PEAK

Product : Flat Panel Detector
Test Item : Band Edge Data
Test Date : 2019/10/03
Test Mode : Mode 1 SISO A: Transmit (802.11n-20BW_7.2Mbps)-Channel 149 (5745MHz)

Horizontal

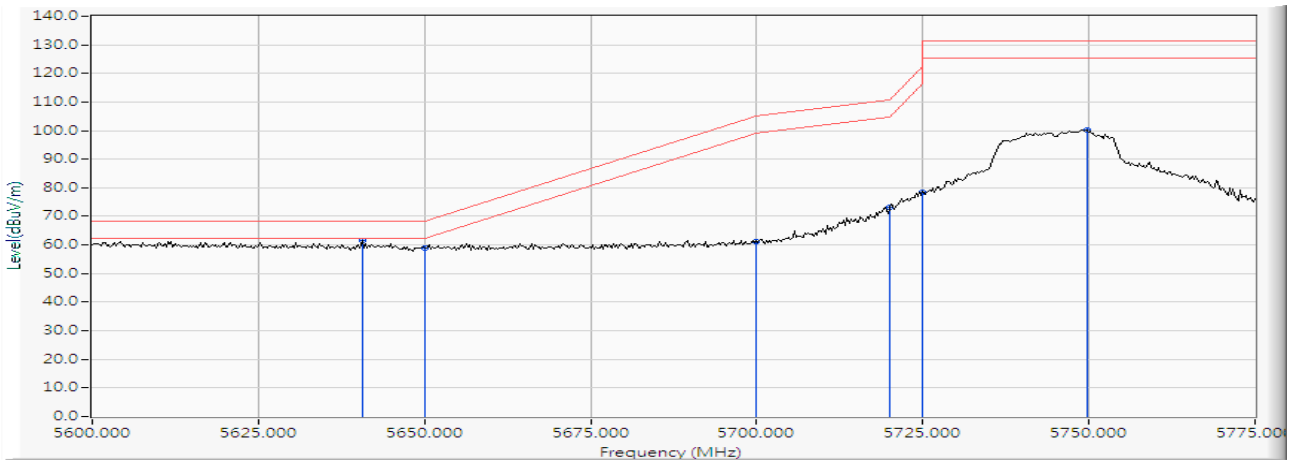

		Frequency (MHz)	Correct Factor (dB)	Reading Level (dBuV)	Measure Level (dBuV/m)	Margin (dB)	Limit (dBuV/m)	Detector Type
1	*	5640.580	16.801	44.619	61.419	-6.801	68.220	PEAK
2		5650.000	16.772	42.298	59.070	-9.150	68.220	PEAK
3		5700.000	16.636	44.716	61.352	-43.848	105.200	PEAK
4		5720.000	16.623	56.524	73.147	-37.653	110.800	PEAK
5		5725.000	16.624	62.004	78.628	-43.572	122.200	PEAK
6		5749.638	16.641	83.642	100.282	-30.918	131.200	PEAK

Product : Flat Panel Detector
Test Item : Band Edge Data
Test Date : 2019/10/03
Test Mode : Mode 1 SISO A: Transmit (802.11n-20BW_7.2Mbps)-Channel 149 (5745MHz)

Vertical

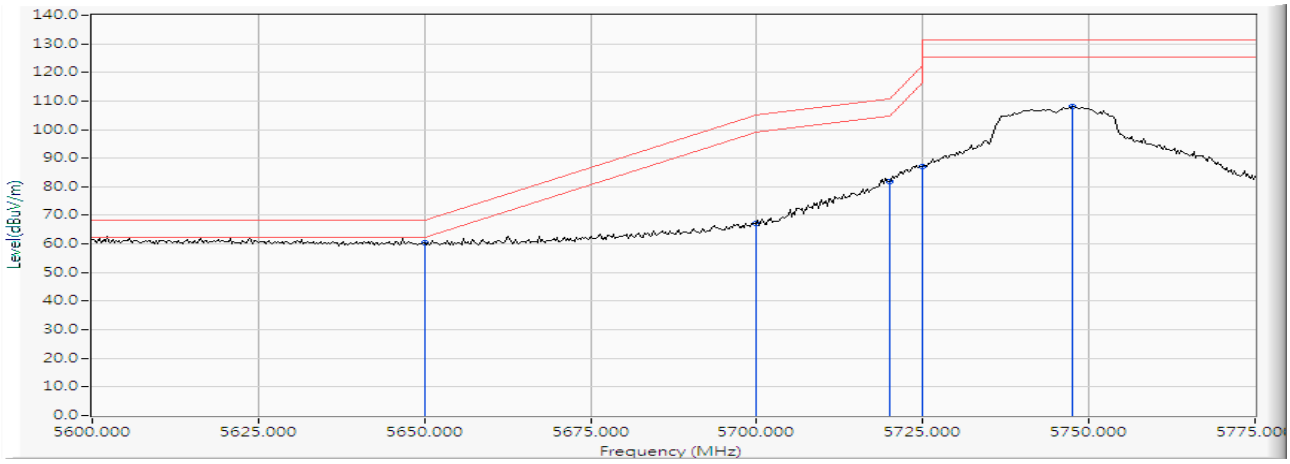

		Frequency (MHz)	Correct Factor (dB)	Reading Level (dBuV)	Measure Level (dBuV/m)	Margin (dB)	Limit (dBuV/m)	Detector Type
1	*	5650.000	16.772	43.534	60.306	-7.914	68.220	PEAK
2		5700.000	16.636	50.724	67.360	-37.840	105.200	PEAK
3		5720.000	16.623	65.128	81.751	-29.049	110.800	PEAK
4		5725.000	16.624	70.604	87.228	-34.972	122.200	PEAK
5		5747.609	16.635	91.335	107.970	-23.230	131.200	PEAK

Product : Flat Panel Detector
Test Item : Band Edge Data
Test Date : 2019/10/03
Test Mode : Mode 1 SISO A: Transmit (802.11n-20BW_7.2Mbps)-Channel 165 (5825MHz)

Horizontal

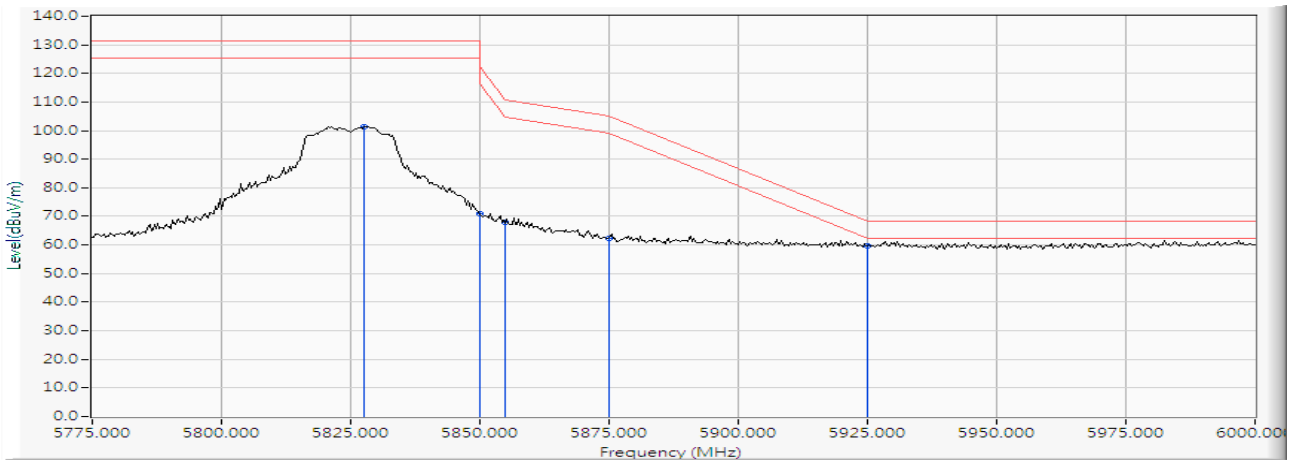

		Frequency (MHz)	Correct Factor (dB)	Reading Level (dBuV)	Measure Level (dBuV/m)	Margin (dB)	Limit (dBuV/m)	Detector Type
1		5827.500	16.968	84.502	101.469	-29.731	131.200	PEAK
2		5850.000	17.081	53.734	70.815	-51.385	122.200	PEAK
3		5855.000	17.106	50.933	68.039	-42.761	110.800	PEAK
4		5875.000	17.208	45.205	62.413	-42.787	105.200	PEAK
5	*	5925.000	17.361	42.444	59.805	-8.415	68.220	PEAK

Product : Flat Panel Detector
Test Item : Band Edge Data
Test Date : 2019/10/03
Test Mode : Mode 1 SISO A: Transmit (802.11n-20BW_7.2Mbps)-Channel 165 (5825MHz)

Vertical

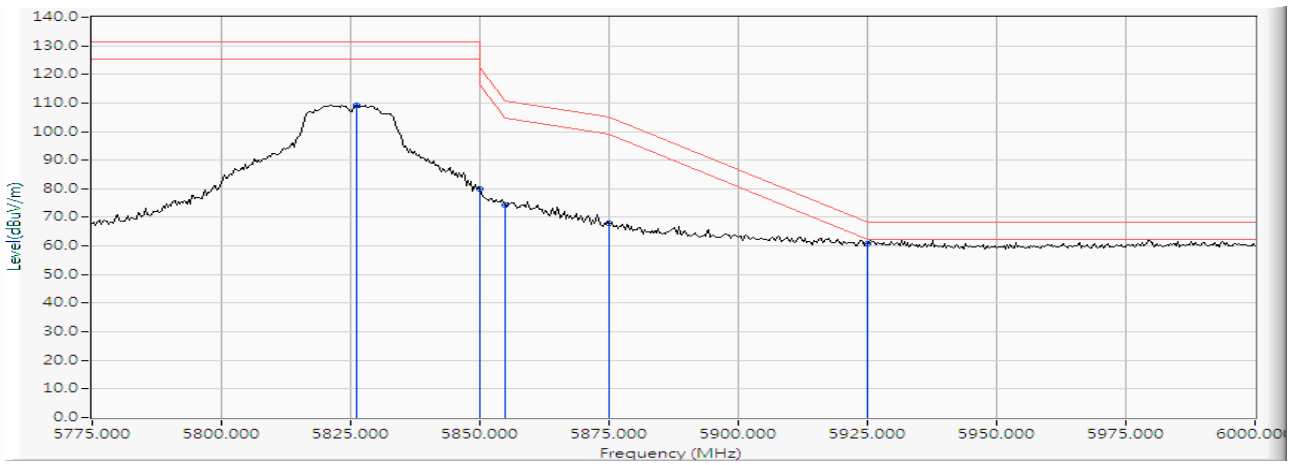

		Frequency (MHz)	Correct Factor (dB)	Reading Level (dBuV)	Measure Level (dBuV/m)	Margin (dB)	Limit (dBuV/m)	Detector Type
1		5826.196	16.961	92.419	109.380	-21.820	131.200	PEAK
2		5850.000	17.081	63.007	80.088	-42.112	122.200	PEAK
3		5855.000	17.106	57.335	74.441	-36.359	110.800	PEAK
4		5875.000	17.208	50.678	67.886	-37.314	105.200	PEAK
5	*	5925.000	17.361	43.307	60.668	-7.552	68.220	PEAK

Product : Flat Panel Detector
Test Item : Band Edge Data
Test Date : 2019/10/03
Test Mode : Mode 1 SISO A: Transmit (802.11n-40BW_15Mbps)-Channel 38 (5190MHz)

Horizontal

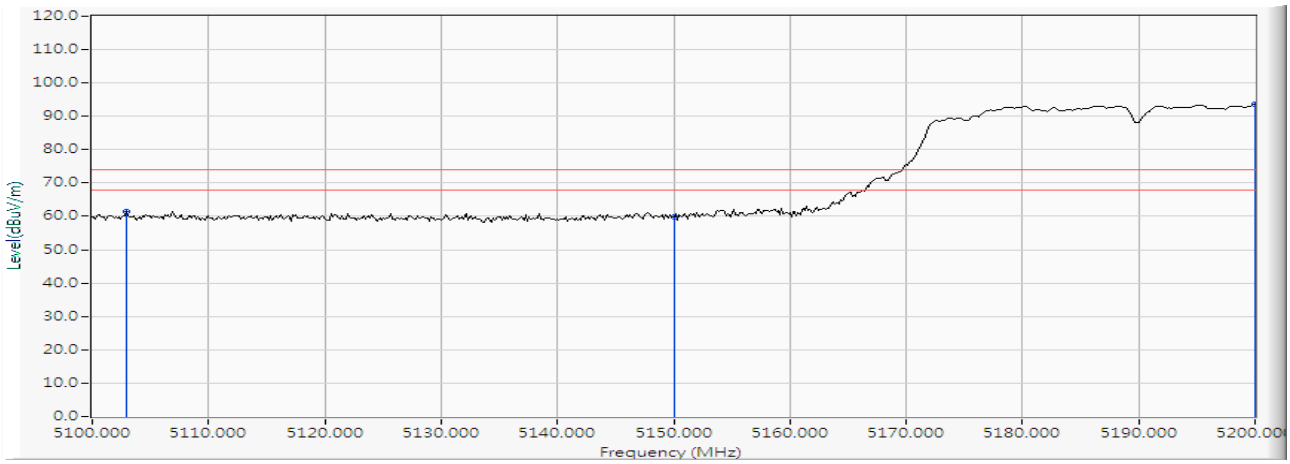

		Frequency (MHz)	Correct Factor (dB)	Reading Level (dBuV)	Measure Level (dBuV/m)	Margin (dB)	Limit (dBuV/m)	Detector Type
1		5102.899	16.703	44.713	61.416	-12.584	74.000	PEAK
2		5150.000	16.185	43.495	59.680	-14.320	74.000	PEAK
3	*	5200.000	15.617	78.120	93.737	--	--	PEAK

Note:

1. All readings above 1GHz are performed with peak and/or average measurements as necessary.
2. Measurement Level = Reading Level + Correct Factor.
3. The average measurement was not performed when the peak measured data under the limit of average detection.

Product : Flat Panel Detector
Test Item : Band Edge Data
Test Date : 2019/10/03
Test Mode : Mode 1 SISO A: Transmit (802.11n-40BW_15Mbps)-Channel 38 (5190MHz)

Horizontal

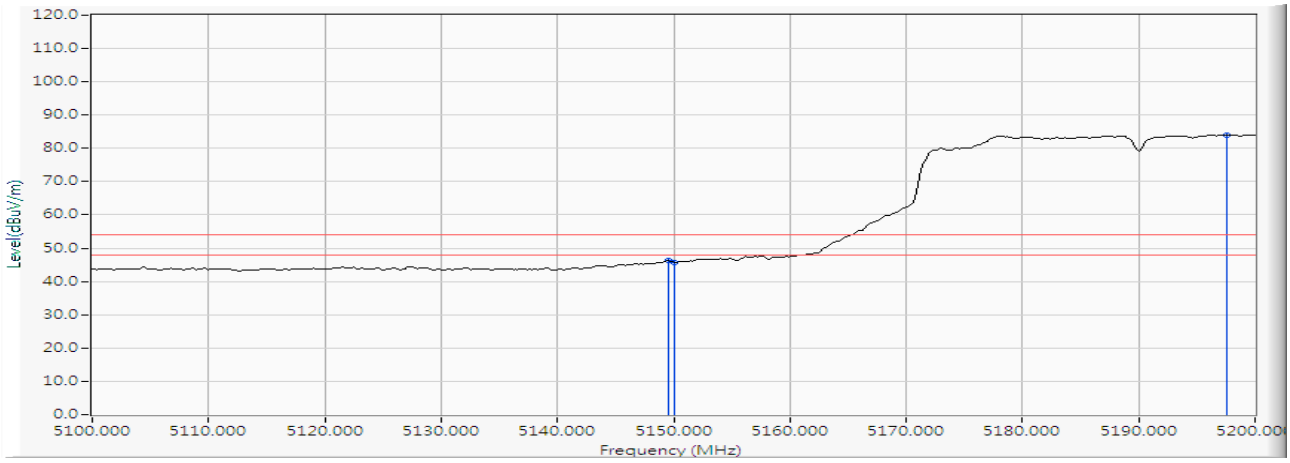

		Frequency (MHz)	Correct Factor (dB)	Reading Level (dBuV)	Measure Level (dBuV/m)	Margin (dB)	Limit (dBuV/m)	Detector Type
1		5149.565	16.190	30.067	46.257	-7.743	54.000	AVERAGE
2		5150.000	16.185	29.532	45.717	-8.283	54.000	AVERAGE
3	*	5197.536	15.644	68.374	84.017	--	--	AVERAGE

Note:

1. All readings above 1GHz are performed with peak and/or average measurements as necessary.
2. Measurement Level = Reading Level + Correct Factor.
3. The average measurement was not performed when the peak measured data under the limit of average detection.

Product : Flat Panel Detector
Test Item : Band Edge Data
Test Date : 2019/10/03
Test Mode : Mode 1 SISO A: Transmit (802.11n-40BW_15Mbps)-Channel 38 (5190MHz)

Vertical

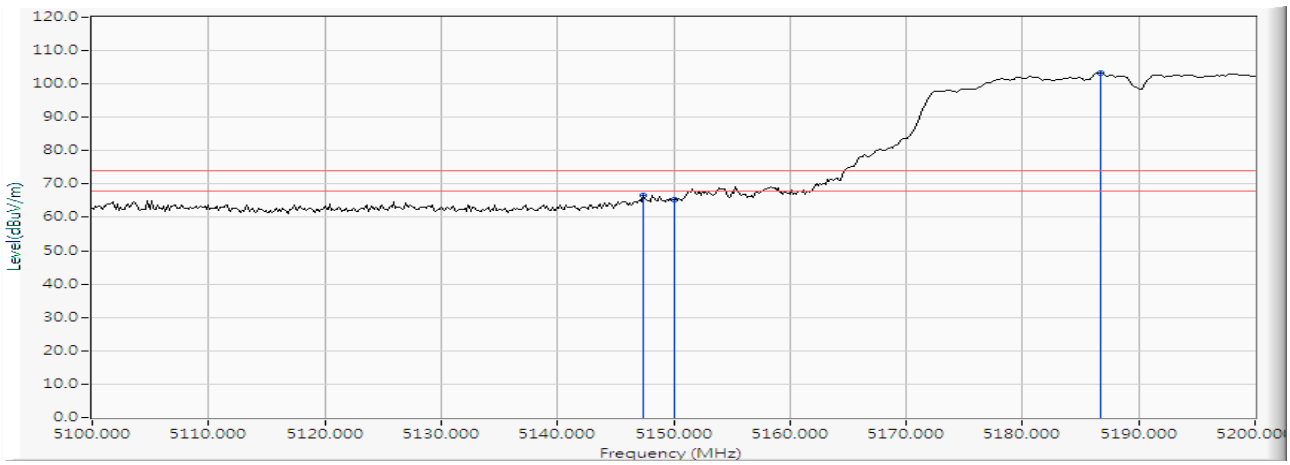

		Frequency (MHz)	Correct Factor (dB)	Reading Level (dBuV)	Measure Level (dBuV/m)	Margin (dB)	Limit (dBuV/m)	Detector Type
1		5147.391	16.214	50.236	66.451	-7.549	74.000	PEAK
2		5150.000	16.185	49.113	65.298	-8.702	74.000	PEAK
3	*	5186.667	15.766	87.596	103.363	--	--	PEAK

Note:

1. All readings above 1GHz are performed with peak and/or average measurements as necessary.
2. Measurement Level = Reading Level + Correct Factor.
3. The average measurement was not performed when the peak measured data under the limit of average detection.

Product : Flat Panel Detector
Test Item : Band Edge Data
Test Date : 2019/10/03
Test Mode : Mode 1 SISO A: Transmit (802.11n-40BW_15Mbps)-Channel 38 (5190MHz)

Vertical

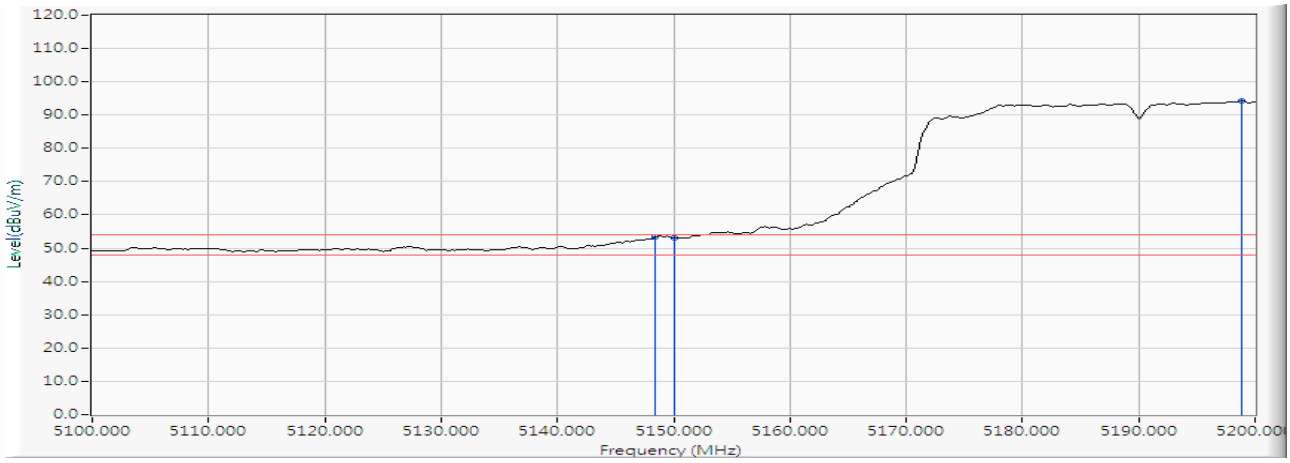

		Frequency (MHz)	Correct Factor (dB)	Reading Level (dBuV)	Measure Level (dBuV/m)	Margin (dB)	Limit (dBuV/m)	Detector Type
1		5148.406	16.203	37.195	53.398	-0.602	54.000	AVERAGE
2		5150.000	16.185	36.792	52.977	-1.023	54.000	AVERAGE
3	*	5198.841	15.628	78.690	94.318	--	--	AVERAGE

Note:

1. All readings above 1GHz are performed with peak and/or average measurements as necessary.
2. Measurement Level = Reading Level + Correct Factor.
3. The average measurement was not performed when the peak measured data under the limit of average detection.

Product : Flat Panel Detector
Test Item : Band Edge Data
Test Date : 2019/10/03
Test Mode : Mode 1 SISO A: Transmit (802.11n-40BW_15Mbps)-Channel 62 (5310MHz)

Horizontal

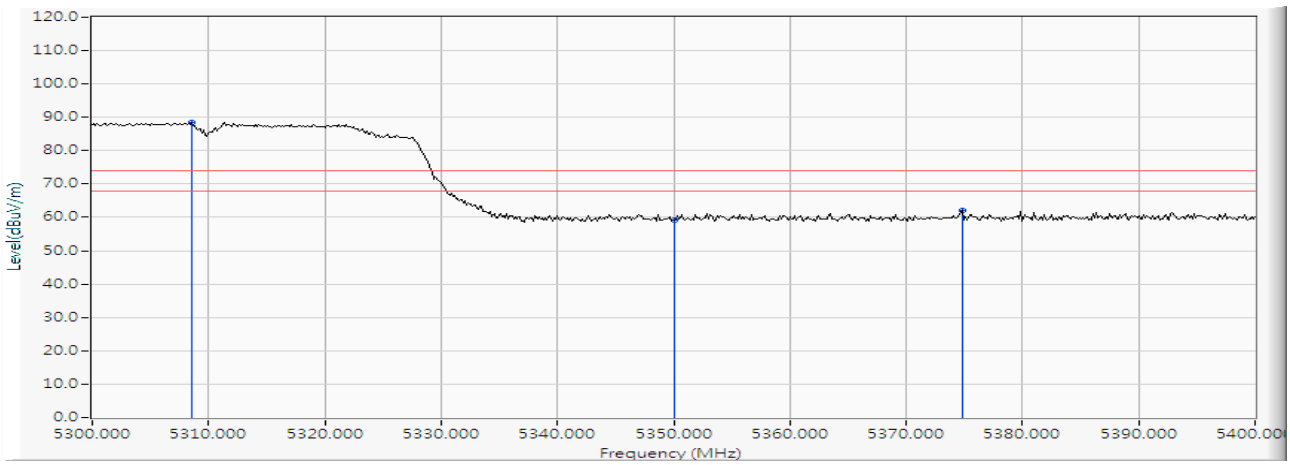

		Frequency (MHz)	Correct Factor (dB)	Reading Level (dBuV)	Measure Level (dBuV/m)	Margin (dB)	Limit (dBuV/m)	Detector Type
1	*	5308.551	15.463	72.893	88.355	--	--	PEAK
2		5350.000	15.865	43.430	59.294	-14.706	74.000	PEAK
3		5374.783	16.104	46.048	62.152	-11.848	74.000	PEAK

Note:

1. All readings above 1GHz are performed with peak and/or average measurements as necessary.
2. Measurement Level = Reading Level + Correct Factor.
3. The average measurement was not performed when the peak measured data under the limit of average detection.

Product : Flat Panel Detector
Test Item : Band Edge Data
Test Date : 2019/10/03
Test Mode : Mode 1 SISO A: Transmit (802.11n-40BW_15Mbps)-Channel 62 (5310MHz)

Horizontal

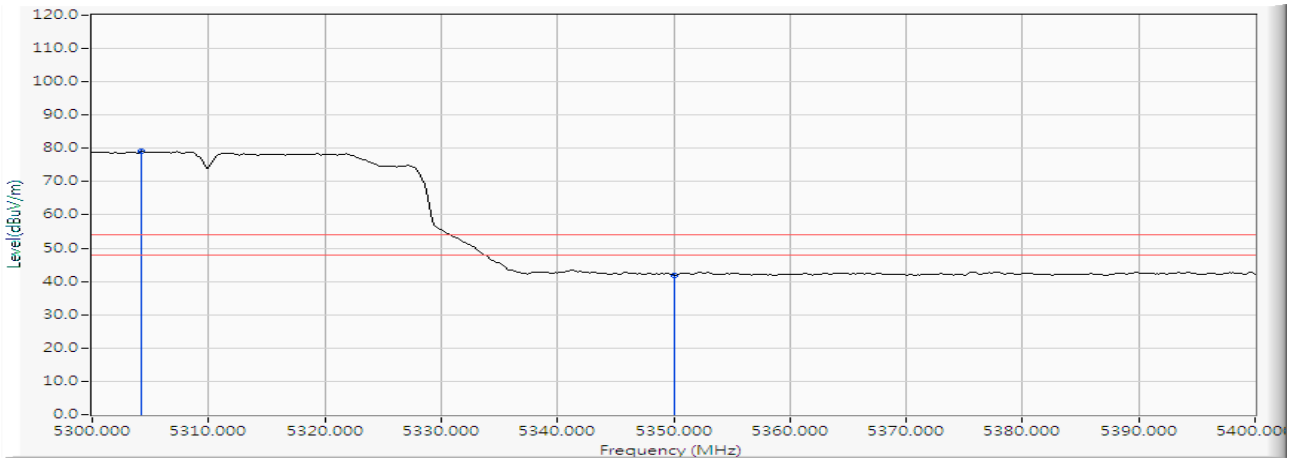

		Frequency (MHz)	Correct Factor (dB)	Reading Level (dBuV)	Measure Level (dBuV/m)	Margin (dB)	Limit (dBuV/m)	Detector Type
1	*	5304.203	15.421	63.655	79.075	--	--	AVERAGE
2		5350.000	15.865	26.054	41.918	-12.082	54.000	AVERAGE

Note:

1. All readings above 1GHz are performed with peak and/or average measurements as necessary.
2. Measurement Level = Reading Level + Correct Factor.
3. The average measurement was not performed when the peak measured data under the limit of average detection.

Product : Flat Panel Detector
Test Item : Band Edge Data
Test Date : 2019/10/03
Test Mode : Mode 1 SISO A: Transmit (802.11n-40BW_15Mbps)-Channel 62 (5310MHz)

Vertical

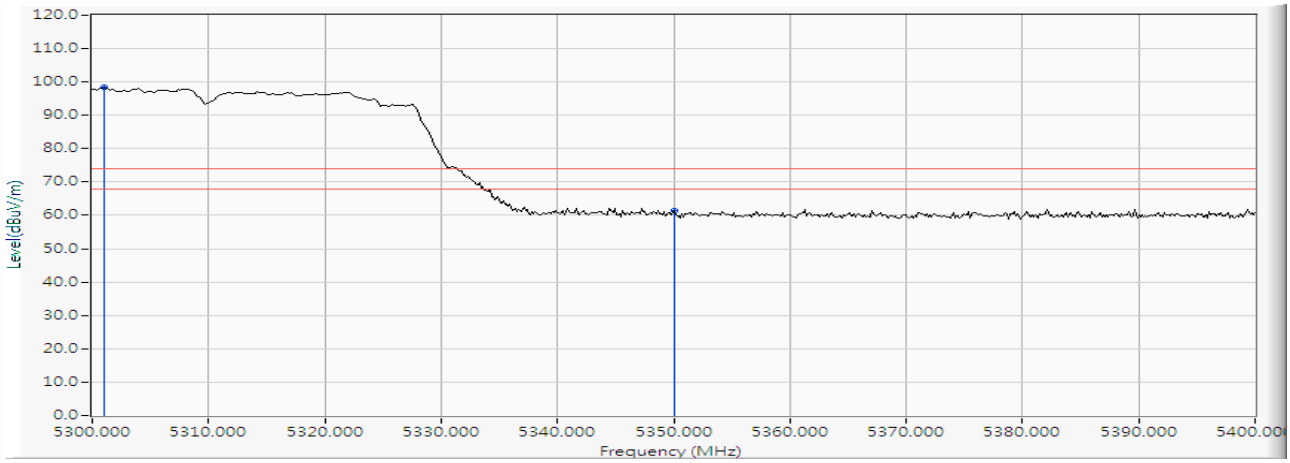

		Frequency (MHz)	Correct Factor (dB)	Reading Level (dBuV)	Measure Level (dBuV/m)	Margin (dB)	Limit (dBuV/m)	Detector Type
1	*	5301.014	15.389	82.945	98.334	--	--	PEAK
2		5350.000	15.865	45.577	61.441	-12.559	74.000	PEAK

Note:

1. All readings above 1GHz are performed with peak and/or average measurements as necessary.
2. Measurement Level = Reading Level + Correct Factor.
3. The average measurement was not performed when the peak measured data under the limit of average detection.

Product : Flat Panel Detector
Test Item : Band Edge Data
Test Date : 2019/10/03
Test Mode : Mode 1 SISO A: Transmit (802.11n-40BW_15Mbps)-Channel 62 (5310MHz)

Vertical

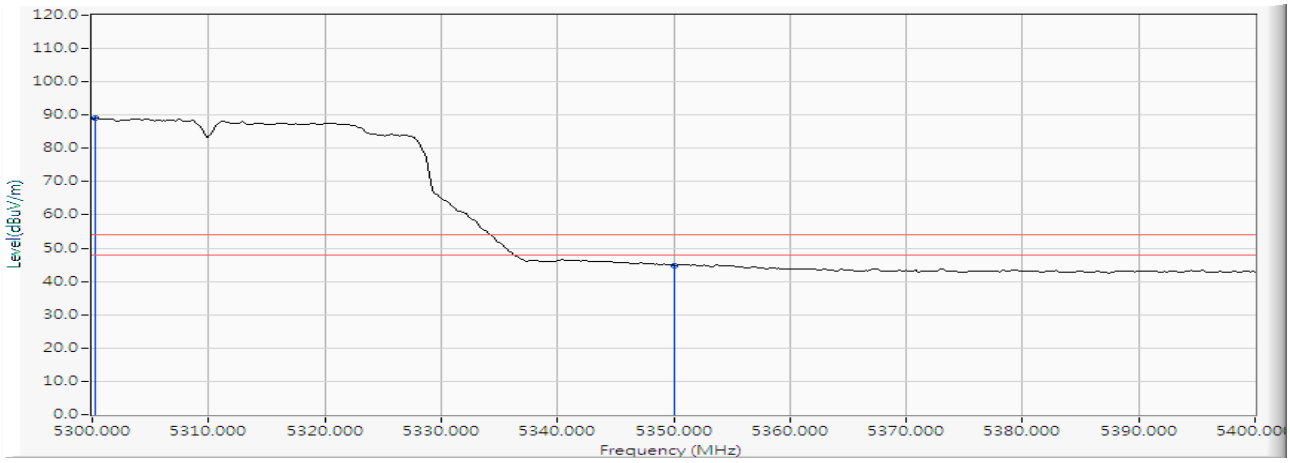

		Frequency (MHz)	Correct Factor (dB)	Reading Level (dBuV)	Measure Level (dBuV/m)	Margin (dB)	Limit (dBuV/m)	Detector Type
1	*	5300.290	15.386	73.578	88.964	--	--	AVERAGE
2		5350.000	15.865	28.951	44.815	-9.185	54.000	AVERAGE

Note:

1. All readings above 1GHz are performed with peak and/or average measurements as necessary.
2. Measurement Level = Reading Level + Correct Factor.
3. The average measurement was not performed when the peak measured data under the limit of average detection.

Product : Flat Panel Detector
Test Item : Band Edge Data
Test Date : 2019/10/03
Test Mode : Mode 1 SISO A: Transmit (802.11n-40BW_15Mbps)-Channel 102 (5510MHz)

Horizontal

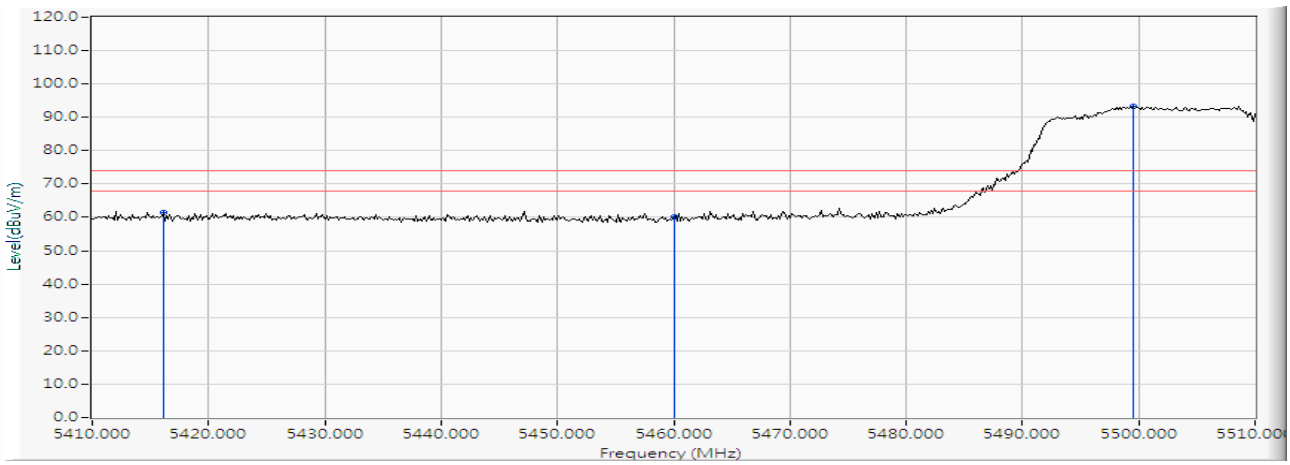

		Frequency (MHz)	Correct Factor (dB)	Reading Level (dBuV)	Measure Level (dBuV/m)	Margin (dB)	Limit (dBuV/m)	Detector Type
1		5416.087	16.489	44.852	61.340	-12.660	74.000	PEAK
2		5460.000	16.870	43.139	60.009	-13.991	74.000	PEAK
3	*	5499.565	17.174	76.018	93.193	--	--	PEAK

Note:

1. All readings above 1GHz are performed with peak and/or average measurements as necessary.
2. Measurement Level = Reading Level + Correct Factor.
3. The average measurement was not performed when the peak measured data under the limit of average detection.

Product : Flat Panel Detector
Test Item : Band Edge Data
Test Date : 2019/10/03
Test Mode : Mode 1 SISO A: Transmit (802.11n-40BW_15Mbps)-Channel 102 (5510MHz)

Horizontal

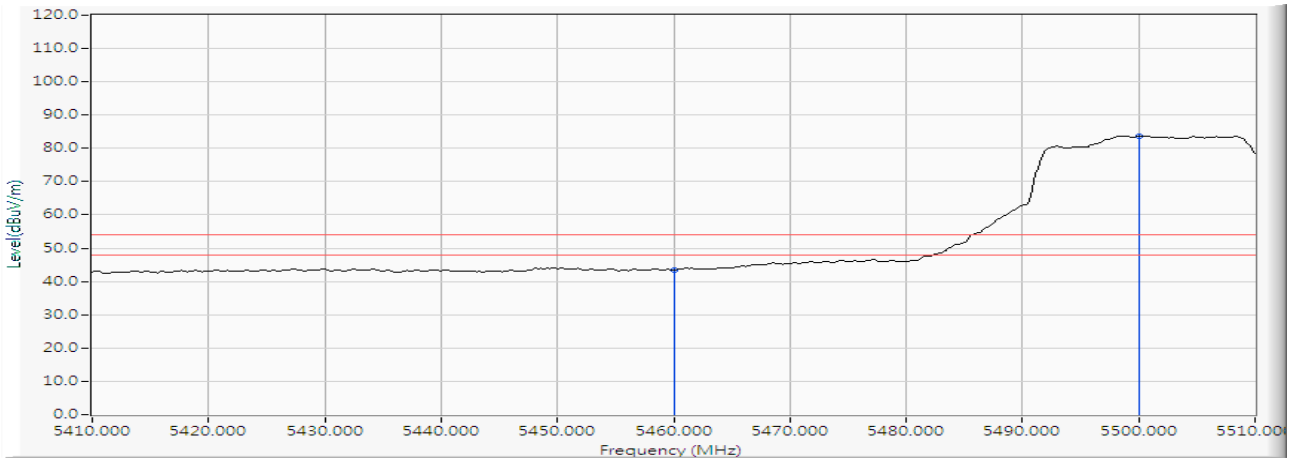

		Frequency (MHz)	Correct Factor (dB)	Reading Level (dBuV)	Measure Level (dBuV/m)	Margin (dB)	Limit (dBuV/m)	Detector Type
1		5460.000	16.870	26.476	43.346	-10.654	54.000	AVERAGE
2	*	5500.000	17.177	66.564	83.741	--	--	AVERAGE

Note:

1. All readings above 1GHz are performed with peak and/or average measurements as necessary.
2. Measurement Level = Reading Level + Correct Factor.
3. The average measurement was not performed when the peak measured data under the limit of average detection.

Product : Flat Panel Detector
Test Item : Band Edge Data
Test Date : 2019/10/03
Test Mode : Mode 1 SISO A: Transmit (802.11n-40BW_15Mbps)-Channel 102 (5510MHz)

Vertical

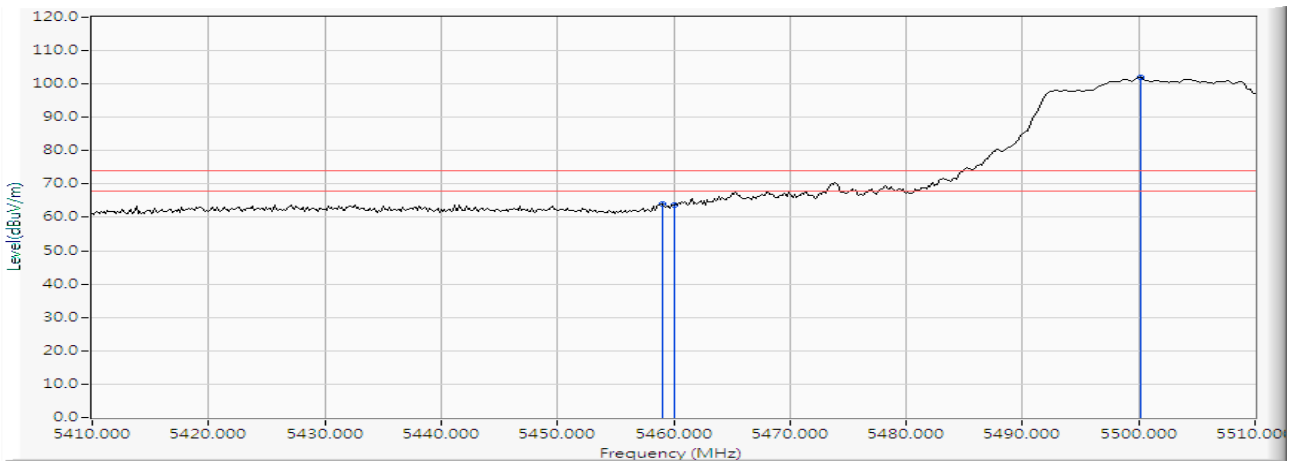

		Frequency (MHz)	Correct Factor (dB)	Reading Level (dBuV)	Measure Level (dBuV/m)	Margin (dB)	Limit (dBuV/m)	Detector Type
1		5458.986	16.861	47.180	64.041	-9.959	74.000	PEAK
2		5460.000	16.870	46.765	63.635	-10.365	74.000	PEAK
3	*	5500.145	17.178	84.846	102.024	--	--	PEAK

Note:

1. All readings above 1GHz are performed with peak and/or average measurements as necessary.
2. Measurement Level = Reading Level + Correct Factor.
3. The average measurement was not performed when the peak measured data under the limit of average detection.

Product	:	Flat Panel Detector
Test Item	:	Band Edge Data
Test Date	:	2019/10/03
Test Mode	:	Mode 1 SISO A: Transmit (802.11n-40BW_15Mbps)-Channel 102 (5510MHz)

Vertical

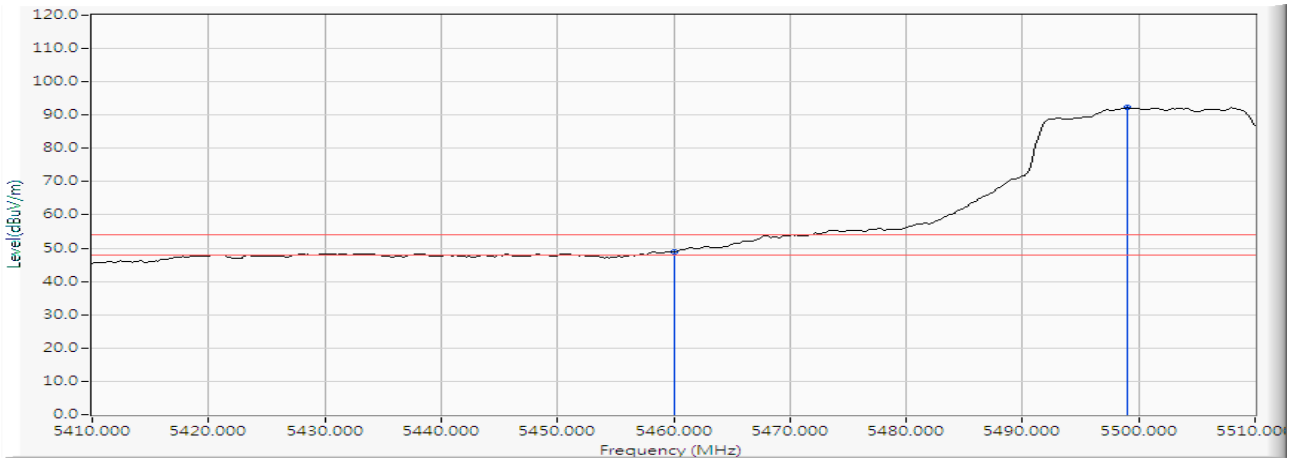

		Frequency (MHz)	Correct Factor (dB)	Reading Level (dBuV)	Measure Level (dBuV/m)	Margin (dB)	Limit (dBuV/m)	Detector Type
1		5460.000	16.870	32.013	48.883	-5.117	54.000	AVERAGE
2	*	5498.986	17.172	75.033	92.205	--	--	AVERAGE

Note:

1. All readings above 1GHz are performed with peak and/or average measurements as necessary.
2. Measurement Level = Reading Level + Correct Factor.
3. The average measurement was not performed when the peak measured data under the limit of average detection.

Product : Flat Panel Detector
Test Item : Band Edge Data
Test Date : 2019/10/03
Test Mode : Mode 1 SISO A: Transmit (802.11n-40BW_15Mbps)-Channel 102 (5510MHz)

Horizontal

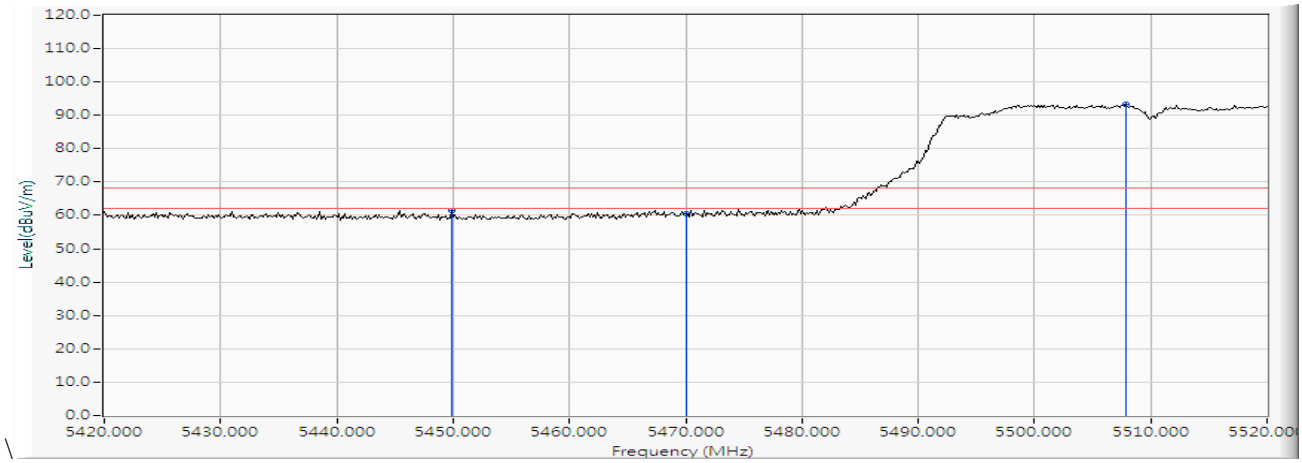

		Frequency (MHz)	Correct Factor (dB)	Reading Level (dBuV)	Measure Level (dBuV/m)	Margin (dB)	Limit (dBuV/m)	Detector Type
1		5449.855	16.782	44.518	61.300	-6.920	68.220	PEAK
2		5470.000	16.957	43.452	60.409	-7.811	68.220	PEAK
3	*	5507.826	17.195	76.142	93.336	--	--	PEAK

Product : Flat Panel Detector
Test Item : Band Edge Data
Test Date : 2019/10/03
Test Mode : Mode 1 SISO A: Transmit (802.11n-40BW_15Mbps)-Channel 102 (5510MHz)

Vertical

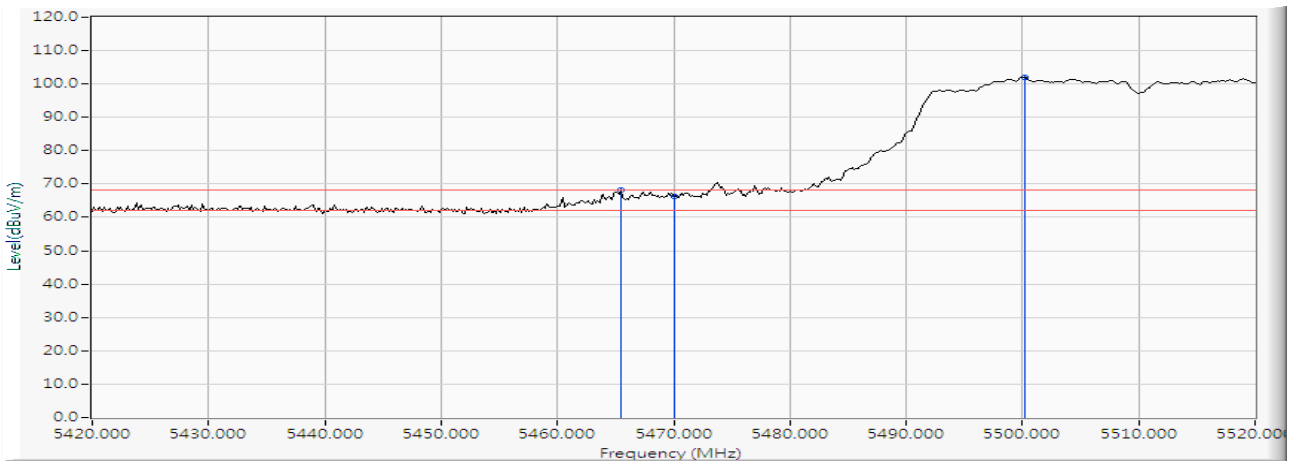

		Frequency (MHz)	Correct Factor (dB)	Reading Level (dBuV)	Measure Level (dBuV/m)	Margin (dB)	Limit (dBuV/m)	Detector Type
1		5465.507	16.918	51.161	68.079	-0.141	68.220	PEAK
2		5470.000	16.957	49.470	66.427	-1.793	68.220	PEAK
3	*	5500.145	17.178	84.808	101.986	--	--	PEAK

Product : Flat Panel Detector
Test Item : Band Edge Data
Test Date : 2019/10/03
Test Mode : Mode 1 SISO A: Transmit (802.11n-40BW_15Mbps)-Channel 134 (5670MHz)

Horizontal

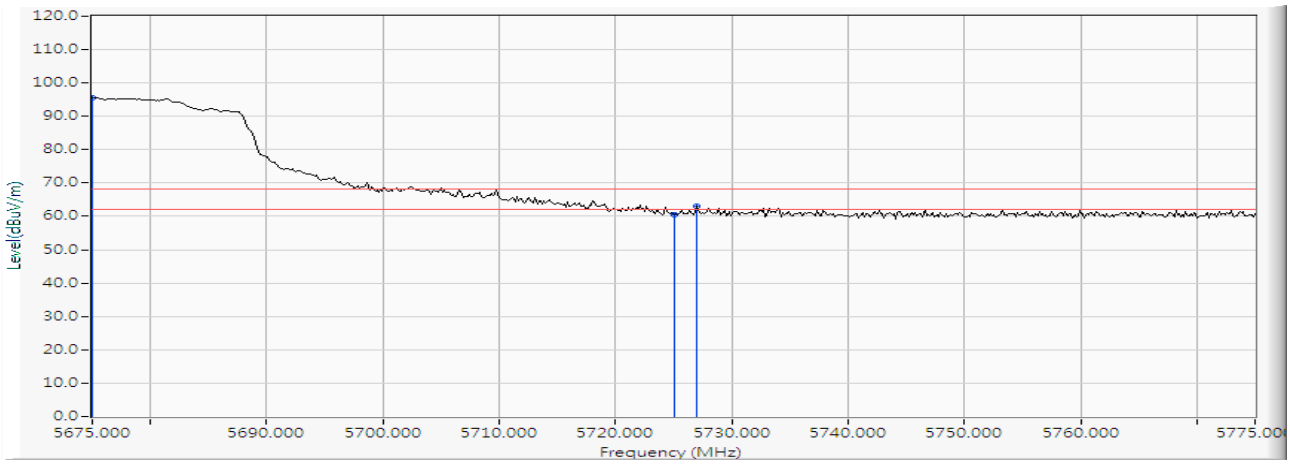

		Frequency (MHz)	Correct Factor (dB)	Reading Level (dBuV)	Measure Level (dBuV/m)	Margin (dB)	Limit (dBuV/m)	Detector Type
1	*	5675.000	16.698	78.891	95.589	--	--	PEAK
2		5725.000	16.624	43.835	60.459	-7.761	68.220	PEAK
3		5727.029	16.623	46.470	63.094	-5.126	68.220	PEAK

Product : Flat Panel Detector
Test Item : Band Edge Data
Test Date : 2019/10/03
Test Mode : Mode 1 SISO A: Transmit (802.11n-40BW_15Mbps)-Channel 134 (5670MHz)

Vertical

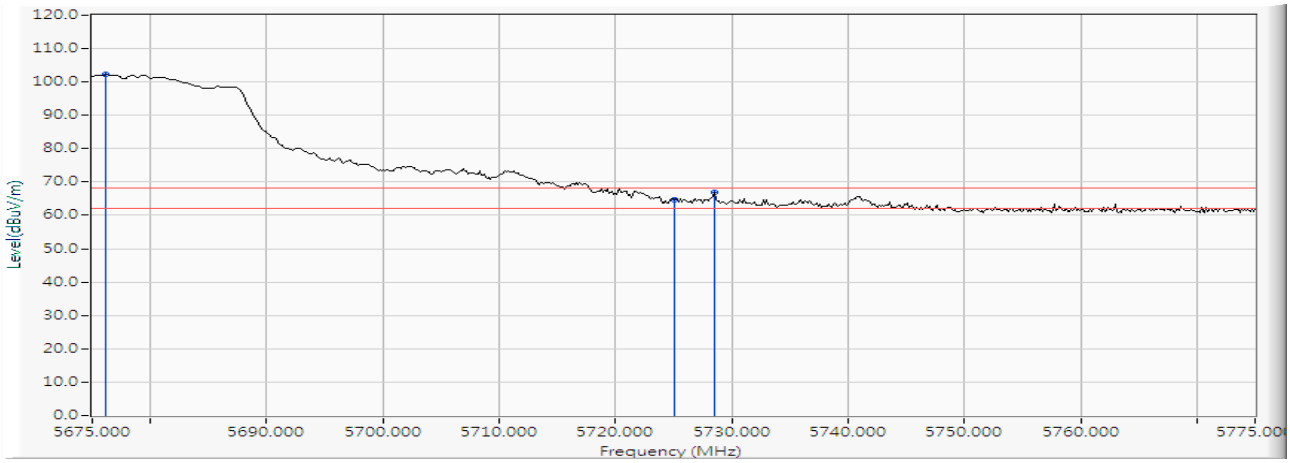

		Frequency (MHz)	Correct Factor (dB)	Reading Level (dBuV)	Measure Level (dBuV/m)	Margin (dB)	Limit (dBuV/m)	Detector Type
1	*	5676.159	16.695	85.483	102.178	--	--	PEAK
2		5725.000	16.624	48.076	64.700	-3.520	68.220	PEAK
3		5728.478	16.623	50.156	66.780	-1.440	68.220	PEAK

Product : Flat Panel Detector
Test Item : Band Edge Data
Test Date : 2019/10/03
Test Mode : Mode 1 SISO A: Transmit (802.11n-40BW_15Mbps)-Channel 151 (5755MHz)

Horizontal

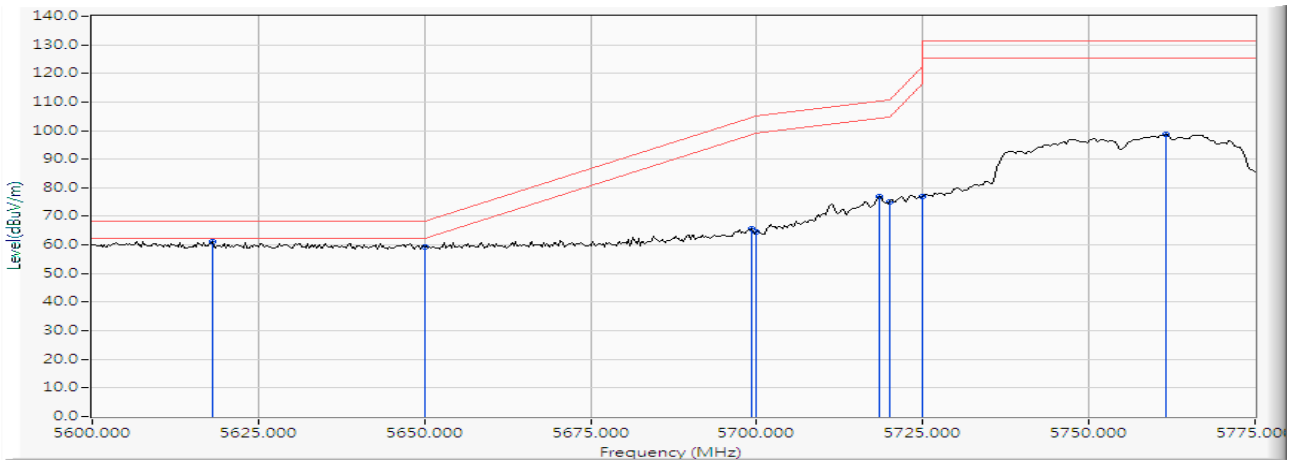

		Frequency (MHz)	Correct Factor (dB)	Reading Level (dBuV)	Measure Level (dBuV/m)	Margin (dB)	Limit (dBuV/m)	Detector Type
1	*	5618.007	16.868	44.492	61.359	-6.861	68.220	PEAK
2		5650.000	16.772	42.426	59.198	-9.022	68.220	PEAK
3		5699.167	16.637	49.065	65.702	-38.882	104.584	PEAK
4		5700.000	16.636	48.031	64.667	-40.533	105.200	PEAK
5		5718.442	16.623	60.352	76.975	-33.389	110.364	PEAK
6		5720.000	16.623	58.533	75.156	-35.644	110.800	PEAK
7		5725.000	16.624	60.141	76.765	-45.435	122.200	PEAK
8		5761.558	16.673	82.035	98.707	-32.493	131.200	PEAK

Product : Flat Panel Detector
Test Item : Band Edge Data
Test Date : 2019/10/03
Test Mode : Mode 1 SISO A: Transmit (802.11n-40BW_15Mbps)-Channel 151 (5755MHz)

Vertical

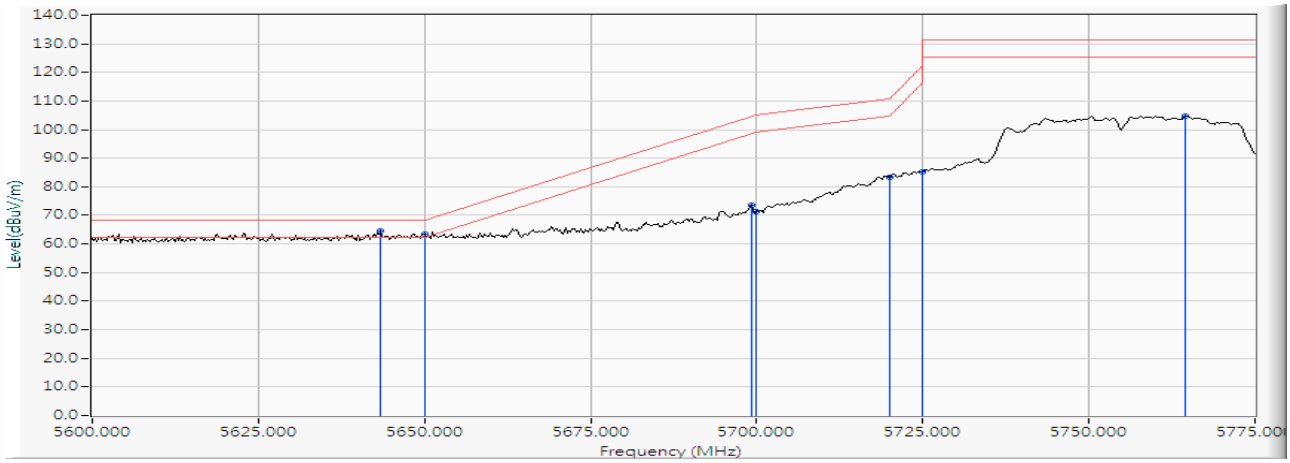

		Frequency (MHz)	Correct Factor (dB)	Reading Level (dBuV)	Measure Level (dBuV/m)	Margin (dB)	Limit (dBuV/m)	Detector Type
1	*	5643.370	16.792	47.805	64.597	-3.623	68.220	PEAK
2		5650.000	16.772	46.539	63.311	-4.909	68.220	PEAK
3		5699.167	16.637	56.997	73.634	-30.950	104.584	PEAK
4		5700.000	16.636	54.540	71.176	-34.024	105.200	PEAK
5		5720.000	16.623	66.602	83.225	-27.575	110.800	PEAK
6		5725.000	16.624	68.444	85.068	-37.132	122.200	PEAK
7		5764.601	16.685	88.078	104.763	-26.437	131.200	PEAK

Product : Flat Panel Detector
Test Item : Band Edge Data
Test Date : 2019/10/03
Test Mode : Mode 1 SISO A: Transmit (802.11n-40BW_15Mbps)-Channel 159 (5795MHz)

Horizontal

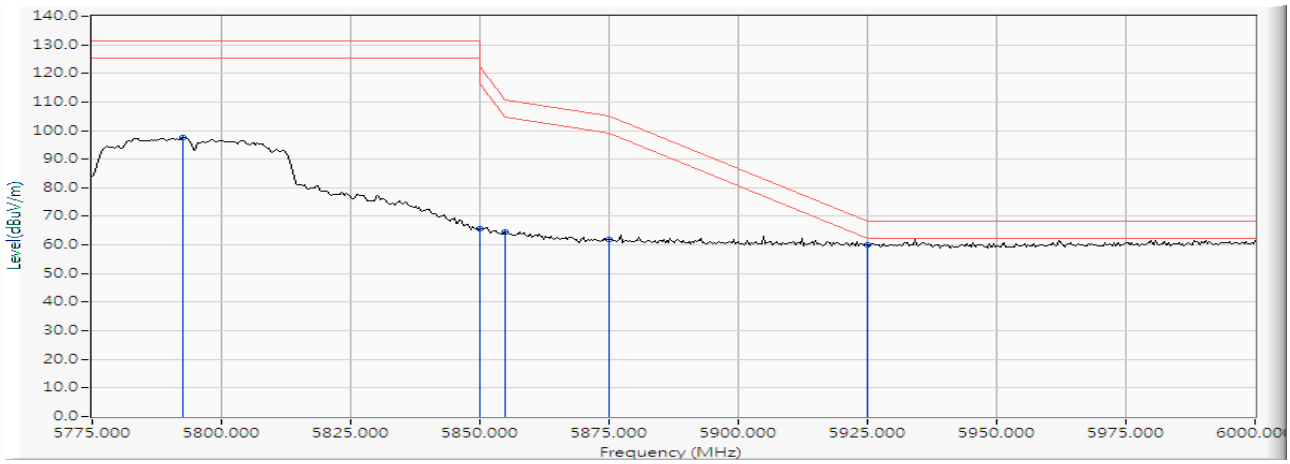

		Frequency (MHz)	Correct Factor (dB)	Reading Level (dBuV)	Measure Level (dBuV/m)	Margin (dB)	Limit (dBuV/m)	Detector Type
1		5792.609	16.798	80.752	97.551	-33.649	131.200	PEAK
2		5850.000	17.081	48.682	65.763	-56.437	122.200	PEAK
3		5855.000	17.106	47.317	64.423	-46.377	110.800	PEAK
4		5875.000	17.208	44.717	61.925	-43.275	105.200	PEAK
5	*	5925.000	17.361	42.712	60.073	-8.147	68.220	PEAK

Product : Flat Panel Detector
Test Item : Band Edge Data
Test Date : 2019/10/03
Test Mode : Mode 1 SISO A: Transmit (802.11n-40BW_15Mbps)-Channel 159 (5795MHz)

Vertical

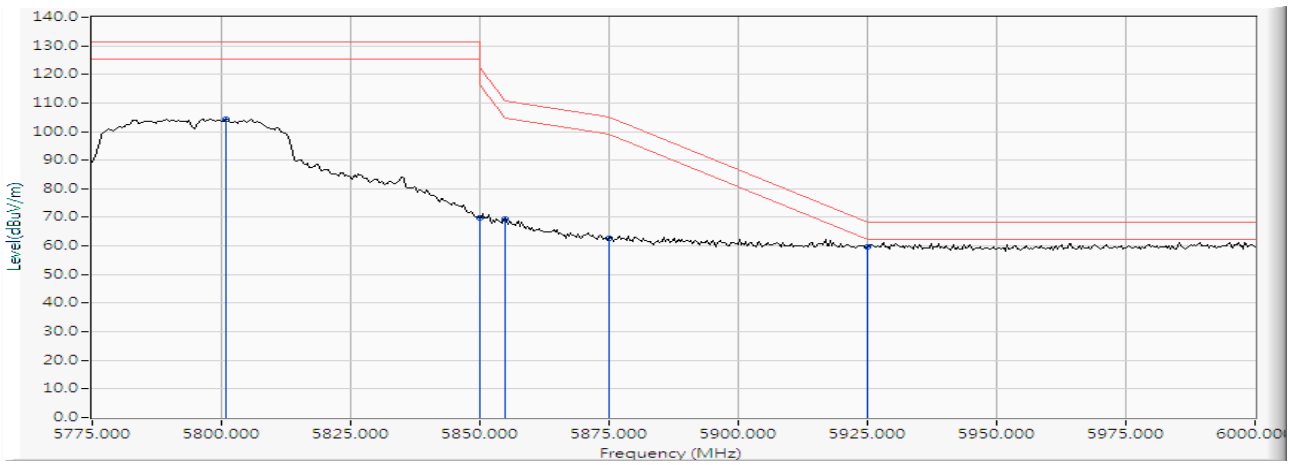

		Frequency (MHz)	Correct Factor (dB)	Reading Level (dBuV)	Measure Level (dBuV/m)	Margin (dB)	Limit (dBuV/m)	Detector Type
1		5800.761	16.835	87.500	104.335	-26.865	131.200	PEAK
2		5850.000	17.081	52.775	69.856	-52.344	122.200	PEAK
3		5855.000	17.106	52.360	69.466	-41.334	110.800	PEAK
4		5875.000	17.208	45.322	62.530	-42.670	105.200	PEAK
5	*	5925.000	17.361	42.421	59.782	-8.438	68.220	PEAK

Product : Flat Panel Detector
Test Item : Band Edge Data
Test Date : 2019/10/03
Test Mode : Mode 1 SISO A: Transmit (802.11ac-80BW_32.5Mbps) -Channel 42 (5210MHz)

Horizontal

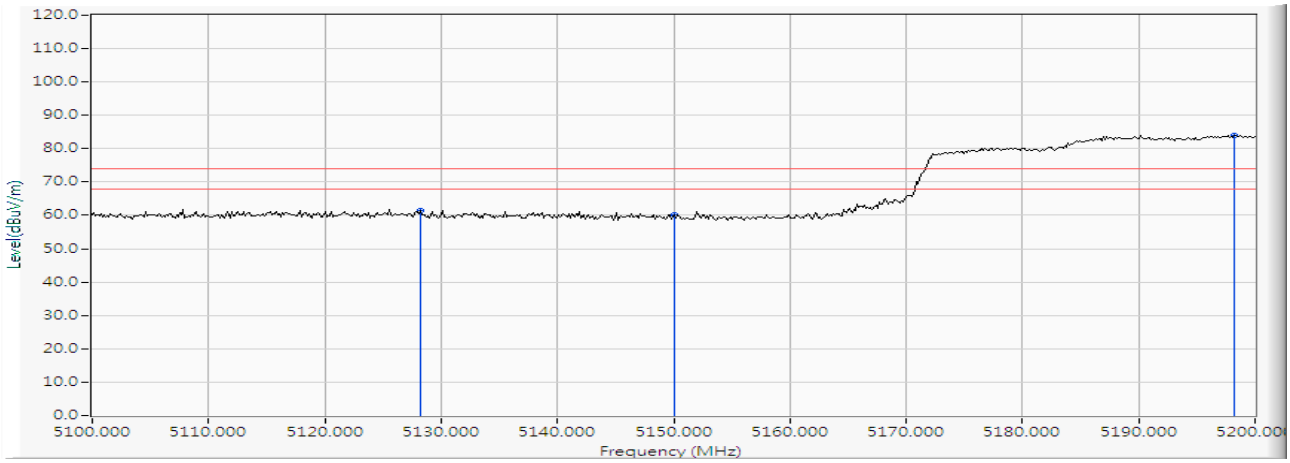

		Frequency (MHz)	Correct Factor (dB)	Reading Level (dBuV)	Measure Level (dBuV/m)	Margin (dB)	Limit (dBuV/m)	Detector Type
1		5128.261	16.434	44.906	61.340	-12.660	74.000	PEAK
2		5150.000	16.185	44.030	60.215	-13.785	74.000	PEAK
3	*	5198.261	15.635	68.327	83.962	--	--	PEAK

Note:

1. All readings above 1GHz are performed with peak and/or average measurements as necessary.
2. Measurement Level = Reading Level + Correct Factor.
3. The average measurement was not performed when the peak measured data under the limit of average detection.

Product : Flat Panel Detector
Test Item : Band Edge Data
Test Date : 2019/10/03
Test Mode : Mode 1 SISO A: Transmit (802.11ac-80BW_32.5Mbps) -Channel 42 (5210MHz)

Horizontal

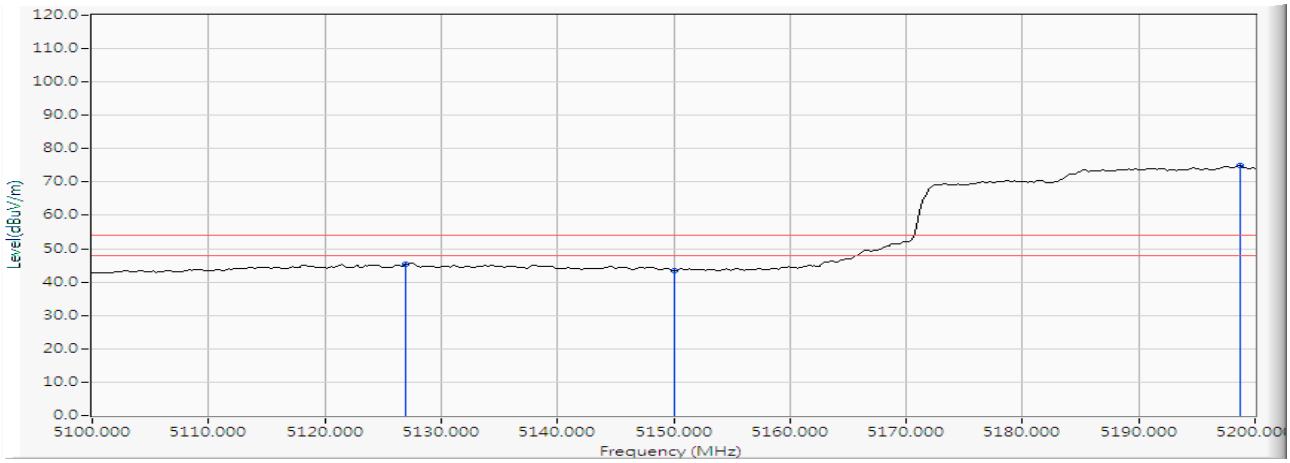

		Frequency (MHz)	Correct Factor (dB)	Reading Level (dBuV)	Measure Level (dBuV/m)	Margin (dB)	Limit (dBuV/m)	Detector Type
1		5126.957	16.448	28.859	45.307	-8.693	54.000	AVERAGE
2		5150.000	16.185	27.178	43.363	-10.637	54.000	AVERAGE
3	*	5198.696	15.629	59.327	74.957	--	--	AVERAGE

Note:

1. All readings above 1GHz are performed with peak and/or average measurements as necessary.
2. Measurement Level = Reading Level + Correct Factor.
3. The average measurement was not performed when the peak measured data under the limit of average detection.

Product : Flat Panel Detector
Test Item : Band Edge Data
Test Date : 2019/10/03
Test Mode : Mode 1 SISO A: Transmit (802.11ac-80BW_32.5Mbps) -Channel 42 (5210MHz)

Vertical

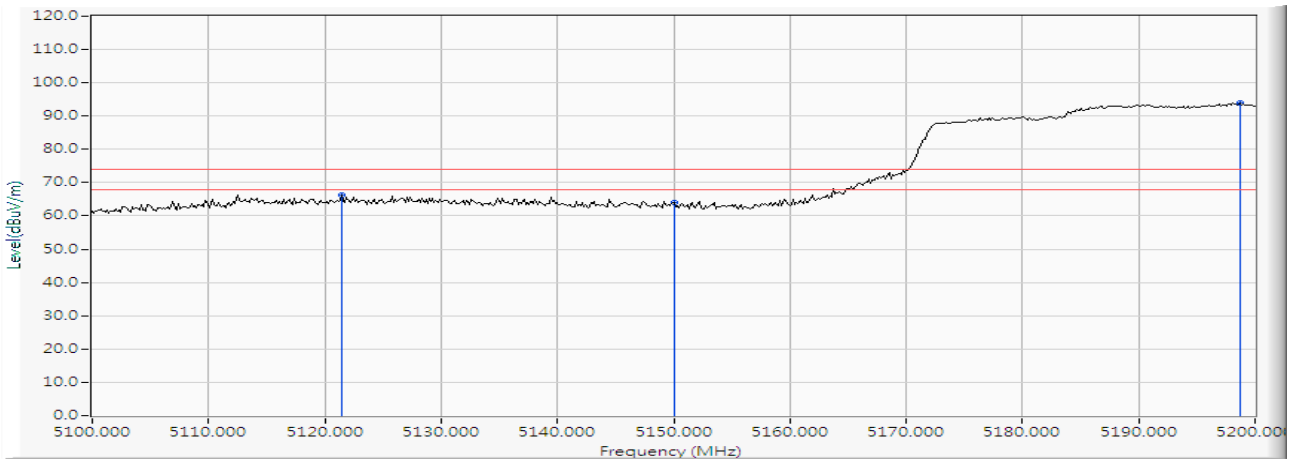

		Frequency (MHz)	Correct Factor (dB)	Reading Level (dBuV)	Measure Level (dBuV/m)	Margin (dB)	Limit (dBuV/m)	Detector Type
1		5121.449	16.510	49.840	66.351	-7.649	74.000	PEAK
2		5150.000	16.185	47.689	63.874	-10.126	74.000	PEAK
3	*	5198.696	15.629	78.209	93.839	--	--	PEAK

Note:

1. All readings above 1GHz are performed with peak and/or average measurements as necessary.
2. Measurement Level = Reading Level + Correct Factor.
3. The average measurement was not performed when the peak measured data under the limit of average detection.

Product : Flat Panel Detector
Test Item : Band Edge Data
Test Date : 2019/10/03
Test Mode : Mode 1 SISO A: Transmit (802.11ac-80BW_32.5Mbps) -Channel 42 (5210MHz)

Vertical

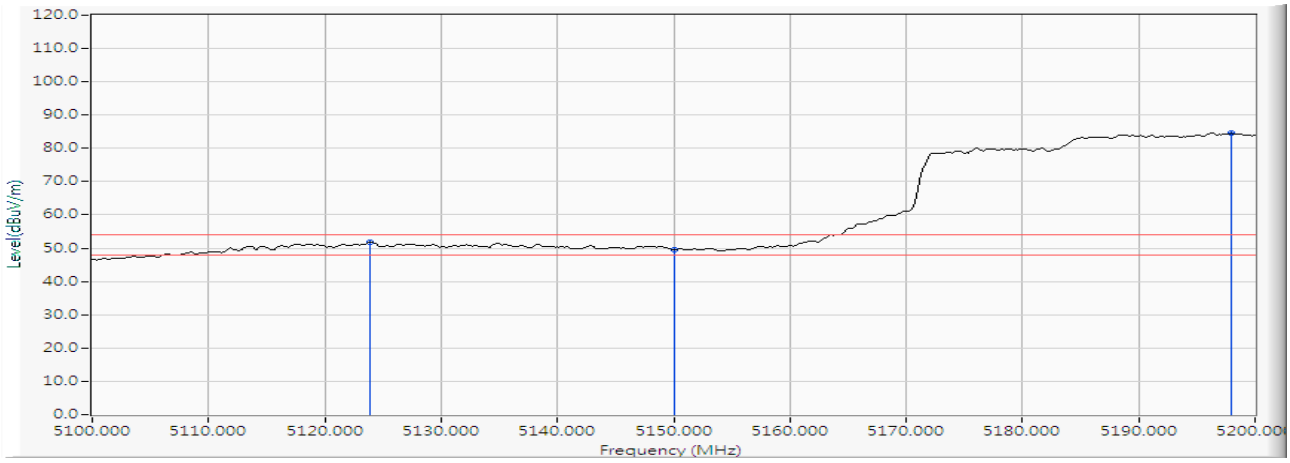

		Frequency (MHz)	Correct Factor (dB)	Reading Level (dBuV)	Measure Level (dBuV/m)	Margin (dB)	Limit (dBuV/m)	Detector Type
1		5123.913	16.483	35.286	51.769	-2.231	54.000	AVERAGE
2		5150.000	16.185	33.217	49.402	-4.598	54.000	AVERAGE
3	*	5197.971	15.638	68.847	84.485	--	--	AVERAGE

Note:

1. All readings above 1GHz are performed with peak and/or average measurements as necessary.
2. Measurement Level = Reading Level + Correct Factor.
3. The average measurement was not performed when the peak measured data under the limit of average detection.

Product : Flat Panel Detector
Test Item : Band Edge Data
Test Date : 2019/10/03
Test Mode : Mode 1 SISO A: Transmit (802.11ac-80BW_32.5Mbps) -Channel 58 (5290MHz)

Horizontal

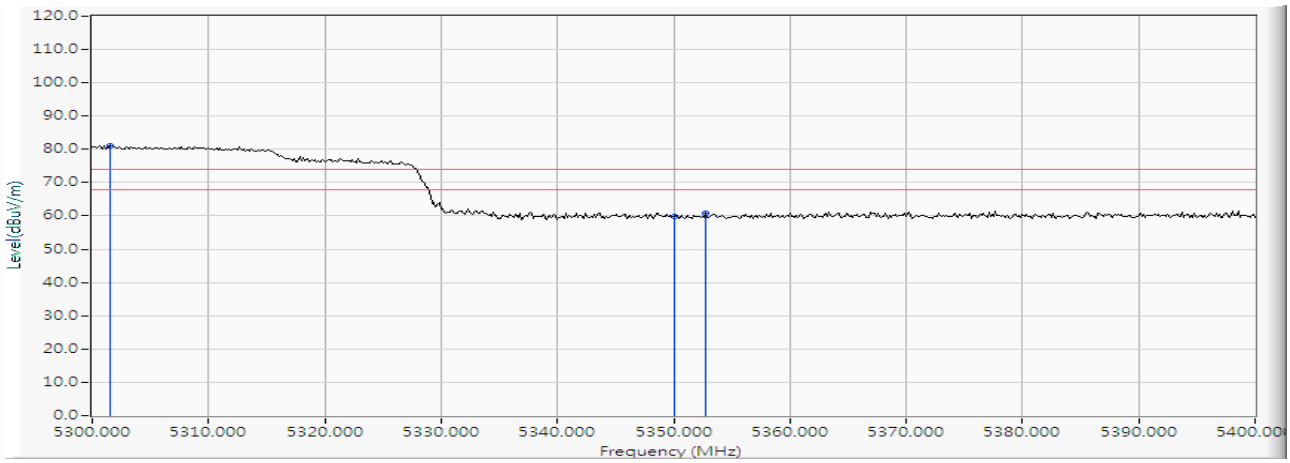

		Frequency (MHz)	Correct Factor (dB)	Reading Level (dBuV)	Measure Level (dBuV/m)	Margin (dB)	Limit (dBuV/m)	Detector Type
1	*	5301.594	15.396	65.667	81.062	--	--	PEAK
2		5350.000	15.865	43.872	59.736	-14.264	74.000	PEAK
3		5352.753	15.891	44.944	60.835	-13.165	74.000	PEAK

Note:

1. All readings above 1GHz are performed with peak and/or average measurements as necessary.
2. Measurement Level = Reading Level + Correct Factor.
3. The average measurement was not performed when the peak measured data under the limit of average detection.

Product : Flat Panel Detector
Test Item : Band Edge Data
Test Date : 2019/10/03
Test Mode : Mode 1 SISO A: Transmit (802.11ac-80BW_32.5Mbps) -Channel 58 (5290MHz)

Horizontal

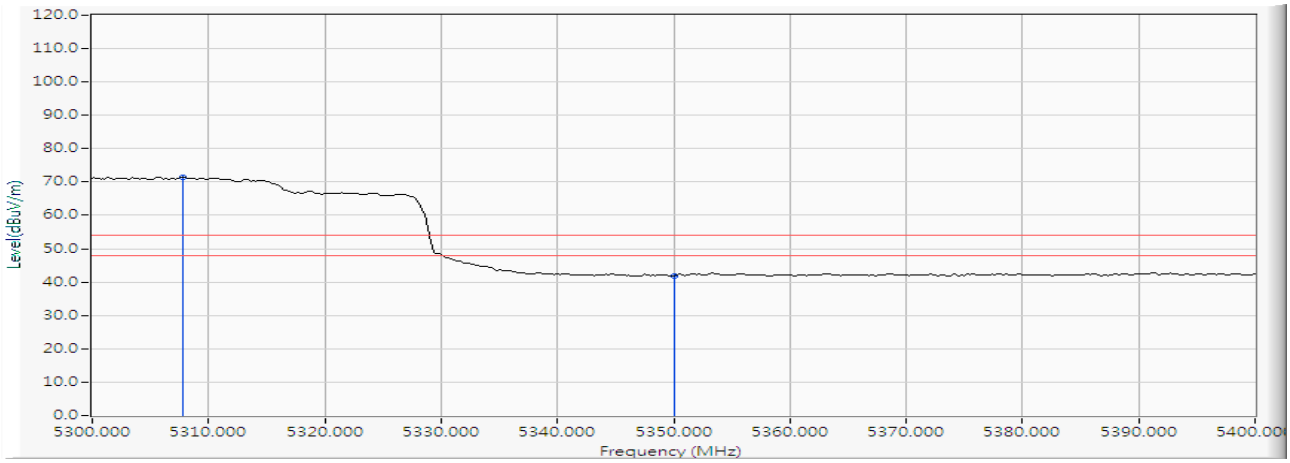

		Frequency (MHz)	Correct Factor (dB)	Reading Level (dBuV)	Measure Level (dBuV/m)	Margin (dB)	Limit (dBuV/m)	Detector Type
1	*	5307.826	15.455	56.056	71.511	--	--	AVERAGE
2		5350.000	15.865	26.092	41.956	-12.044	54.000	AVERAGE

Note:

1. All readings above 1GHz are performed with peak and/or average measurements as necessary.
2. Measurement Level = Reading Level + Correct Factor.
3. The average measurement was not performed when the peak measured data under the limit of average detection.

Product : Flat Panel Detector
Test Item : Band Edge Data
Test Date : 2019/10/03
Test Mode : Mode 1 SISO A: Transmit (802.11ac-80BW_32.5Mbps) -Channel 58 (5290MHz)

Vertical

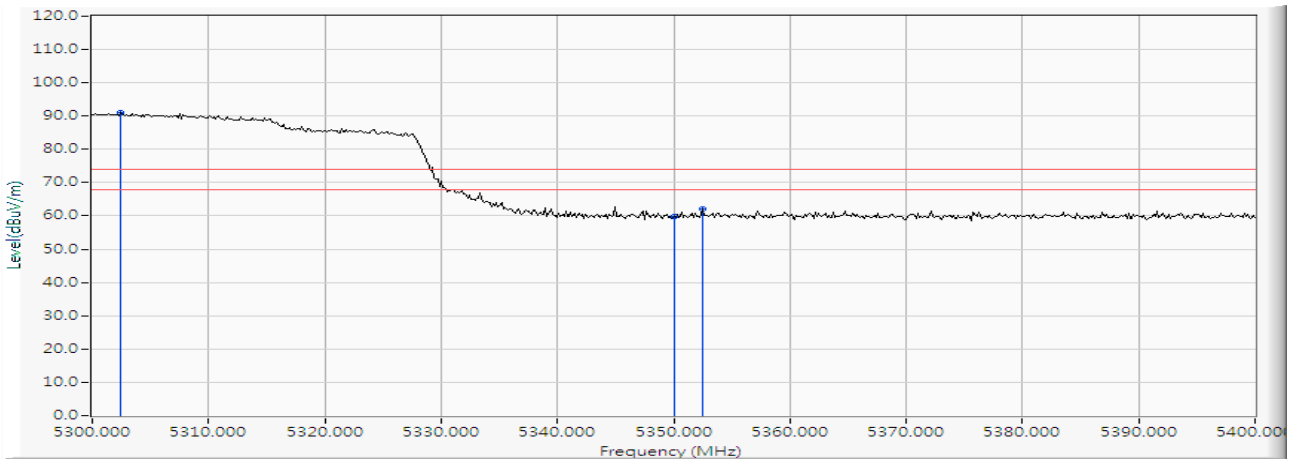

		Frequency (MHz)	Correct Factor (dB)	Reading Level (dBuV)	Measure Level (dBuV/m)	Margin (dB)	Limit (dBuV/m)	Detector Type
1	*	5302.464	15.403	75.482	90.885	--	--	PEAK
2		5350.000	15.865	44.082	59.946	-14.054	74.000	PEAK
3		5352.464	15.888	46.096	61.984	-12.016	74.000	PEAK

Note:

1. All readings above 1GHz are performed with peak and/or average measurements as necessary.
2. Measurement Level = Reading Level + Correct Factor.
3. The average measurement was not performed when the peak measured data under the limit of average detection.

Product : Flat Panel Detector
Test Item : Band Edge Data
Test Date : 2019/10/03
Test Mode : Mode 1 SISO A: Transmit (802.11ac-80BW_32.5Mbps) -Channel 58 (5290MHz)

Vertical

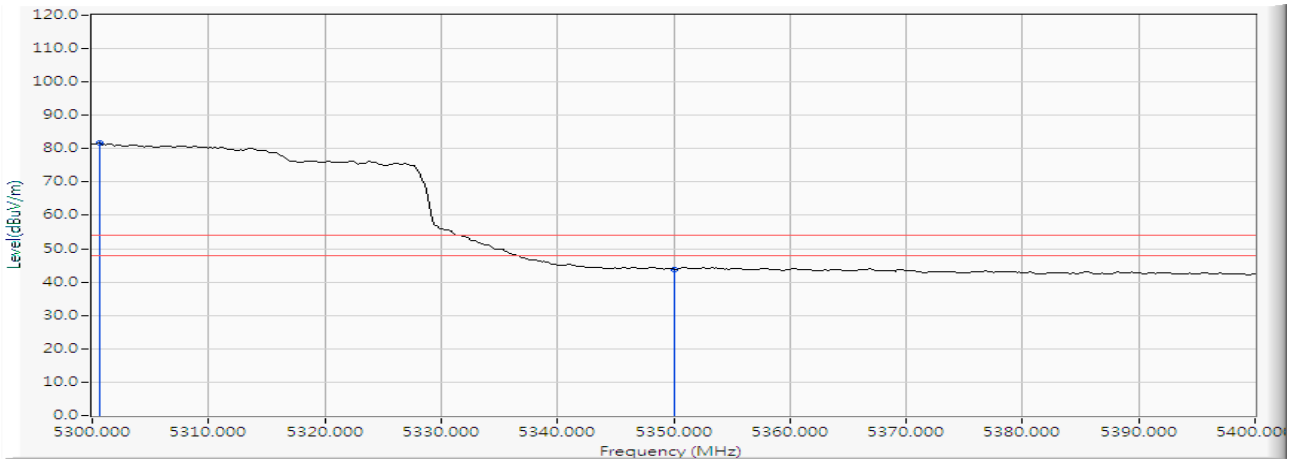

		Frequency (MHz)	Correct Factor (dB)	Reading Level (dBuV)	Measure Level (dBuV/m)	Margin (dB)	Limit (dBuV/m)	Detector Type
1	*	5300.580	15.387	66.181	81.568	--	--	AVERAGE
2		5350.000	15.865	27.994	43.858	-10.142	54.000	AVERAGE

Note:

1. All readings above 1GHz are performed with peak and/or average measurements as necessary.
2. Measurement Level = Reading Level + Correct Factor.
3. The average measurement was not performed when the peak measured data under the limit of average detection.

Product : Flat Panel Detector
Test Item : Band Edge Data
Test Date : 2019/10/03
Test Mode : Mode 1 SISO A: Transmit (802.11ac-80BW_32.5Mbps) -Channel 106 (5530MHz)

Horizontal

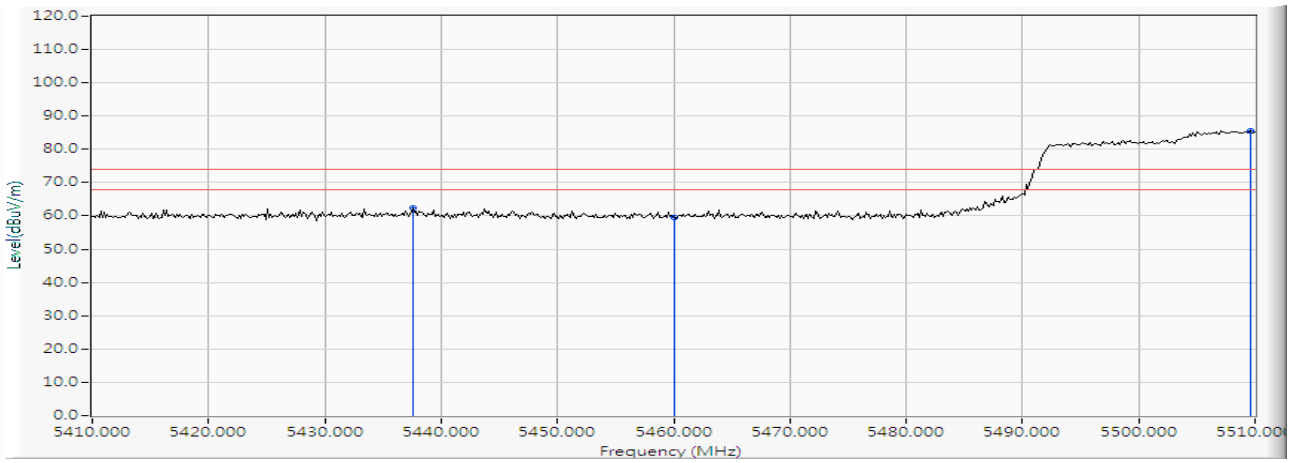

		Frequency (MHz)	Correct Factor (dB)	Reading Level (dBuV)	Measure Level (dBuV/m)	Margin (dB)	Limit (dBuV/m)	Detector Type
1		5437.536	16.675	45.642	62.317	-11.683	74.000	PEAK
2		5460.000	16.870	42.801	59.671	-14.329	74.000	PEAK
3	*	5509.565	17.189	68.348	85.537	--	--	PEAK

Note:

1. All readings above 1GHz are performed with peak and/or average measurements as necessary.
2. Measurement Level = Reading Level + Correct Factor.
3. The average measurement was not performed when the peak measured data under the limit of average detection.

Product : Flat Panel Detector
Test Item : Band Edge Data
Test Date : 2019/10/03
Test Mode : Mode 1 SISO A: Transmit (802.11ac-80BW_32.5Mbps) -Channel 106 (5530MHz)

Horizontal

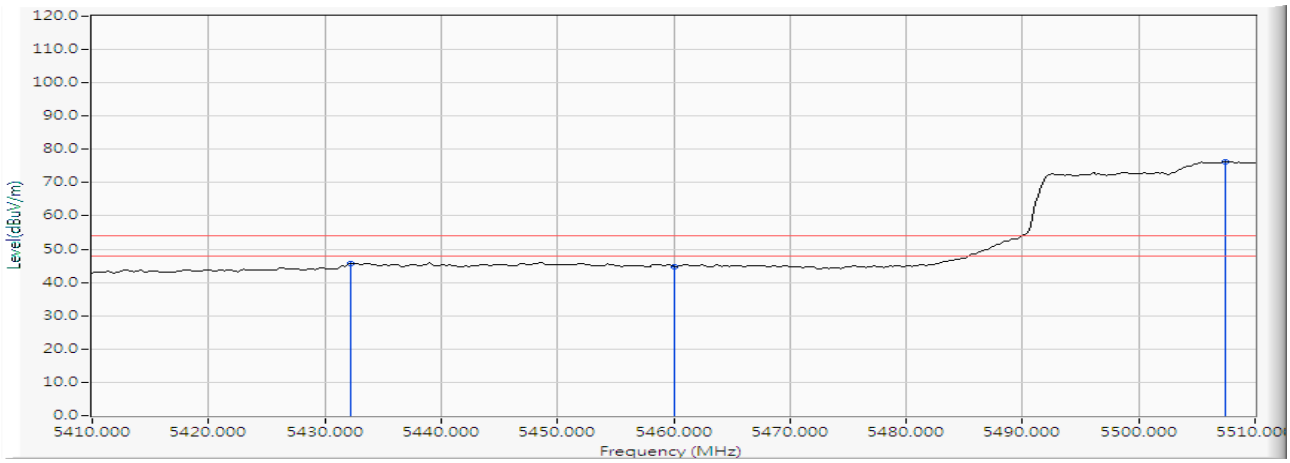

		Frequency (MHz)	Correct Factor (dB)	Reading Level (dBuV)	Measure Level (dBuV/m)	Margin (dB)	Limit (dBuV/m)	Detector Type
1		5432.174	16.628	29.140	45.768	-8.232	54.000	AVERAGE
2		5460.000	16.870	27.792	44.662	-9.338	54.000	AVERAGE
3	*	5507.391	17.196	59.157	76.353	--	--	AVERAGE

Note:

1. All readings above 1GHz are performed with peak and/or average measurements as necessary.
2. Measurement Level = Reading Level + Correct Factor.
3. The average measurement was not performed when the peak measured data under the limit of average detection.

Product : Flat Panel Detector
Test Item : Band Edge Data
Test Date : 2019/10/03
Test Mode : Mode 1 SISO A: Transmit (802.11ac-80BW_32.5Mbps) -Channel 106 (5530MHz)

Vertical

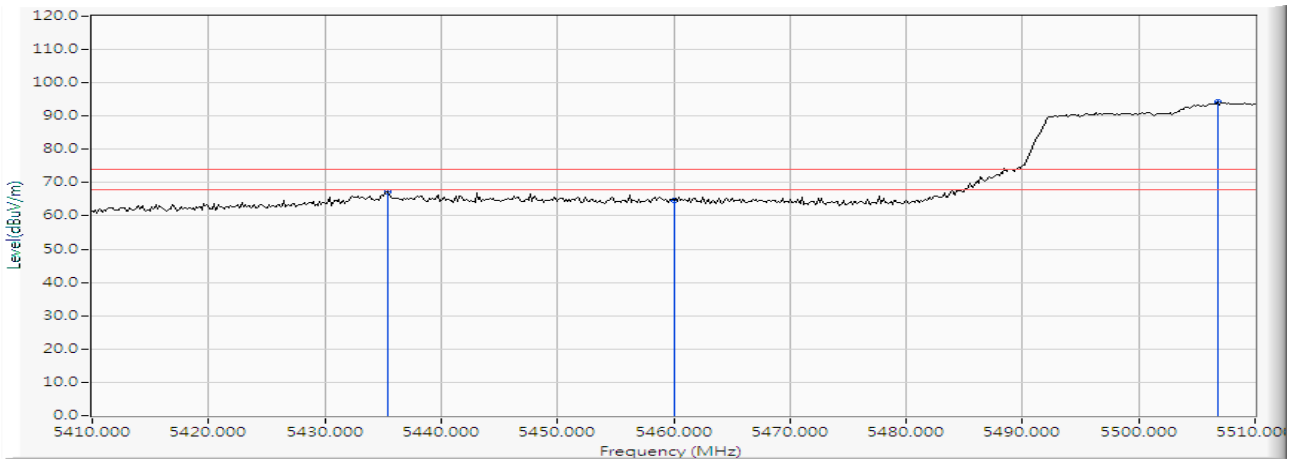

		Frequency (MHz)	Correct Factor (dB)	Reading Level (dBuV)	Measure Level (dBuV/m)	Margin (dB)	Limit (dBuV/m)	Detector Type
1		5435.362	16.656	50.614	67.270	-6.730	74.000	PEAK
2		5460.000	16.870	47.898	64.768	-9.232	74.000	PEAK
3	*	5506.812	17.197	77.044	94.242	--	--	PEAK

Note:

1. All readings above 1GHz are performed with peak and/or average measurements as necessary.
2. Measurement Level = Reading Level + Correct Factor.
3. The average measurement was not performed when the peak measured data under the limit of average detection.

Product : Flat Panel Detector
Test Item : Band Edge Data
Test Date : 2019/10/03
Test Mode : Mode 1 SISO A: Transmit (802.11ac-80BW_32.5Mbps) -Channel 106 (5530MHz)

Vertical

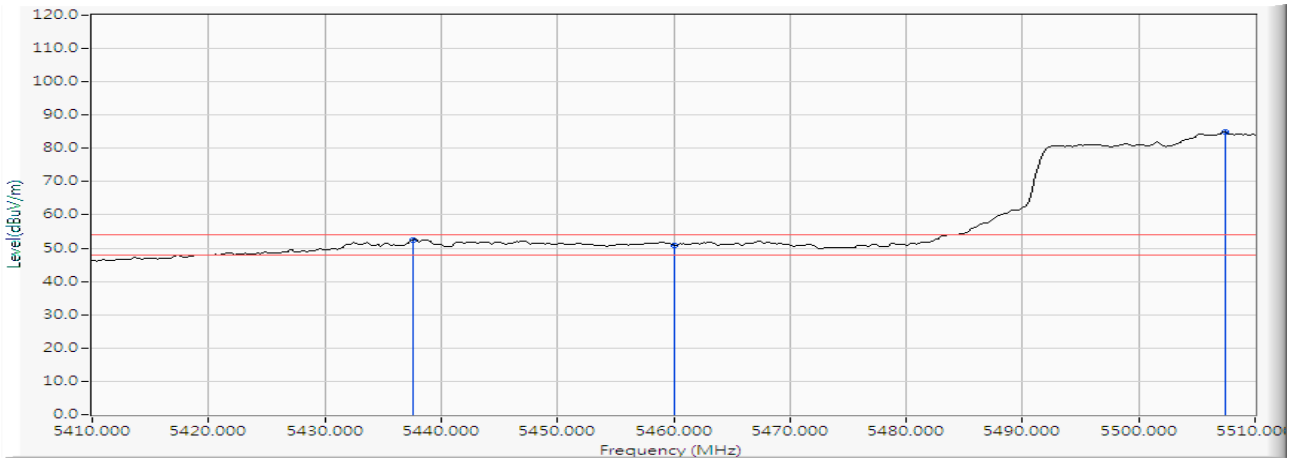

		Frequency (MHz)	Correct Factor (dB)	Reading Level (dBuV)	Measure Level (dBuV/m)	Margin (dB)	Limit (dBuV/m)	Detector Type
1		5437.536	16.675	35.674	52.349	-1.651	54.000	AVERAGE
2		5460.000	16.870	34.004	50.874	-3.126	54.000	AVERAGE
3	*	5507.391	17.196	67.755	84.951	--	--	AVERAGE

Note:

1. All readings above 1GHz are performed with peak and/or average measurements as necessary.
2. Measurement Level = Reading Level + Correct Factor.
3. The average measurement was not performed when the peak measured data under the limit of average detection.

Product : Flat Panel Detector
Test Item : Band Edge Data
Test Date : 2019/10/03
Test Mode : Mode 1 SISO A: Transmit (802.11ac-80BW_32.5Mbps) -Channel 106 (5530MHz)

Horizontal

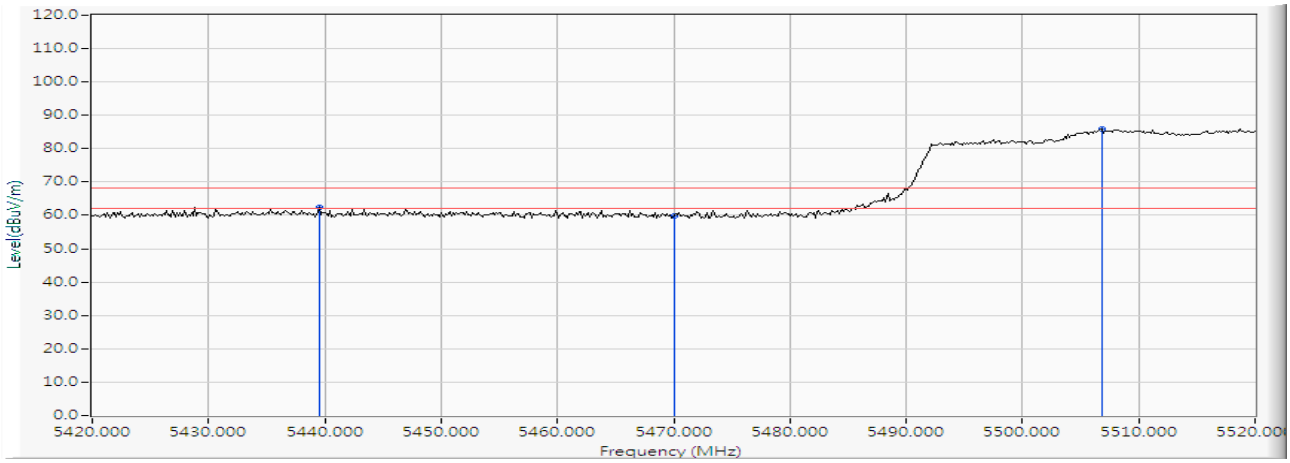

		Frequency (MHz)	Correct Factor (dB)	Reading Level (dBuV)	Measure Level (dBuV/m)	Margin (dB)	Limit (dBuV/m)	Detector Type
1		5439.565	16.693	45.705	62.398	-5.822	68.220	PEAK
2		5470.000	16.957	42.903	59.860	-8.360	68.220	PEAK
3	*	5506.812	17.197	68.674	85.872	--	--	PEAK

Product : Flat Panel Detector
Test Item : Band Edge Data
Test Date : 2019/10/03
Test Mode : Mode 1 SISO A: Transmit (802.11ac-80BW_32.5Mbps) -Channel 106 (5530MHz)

Vertical

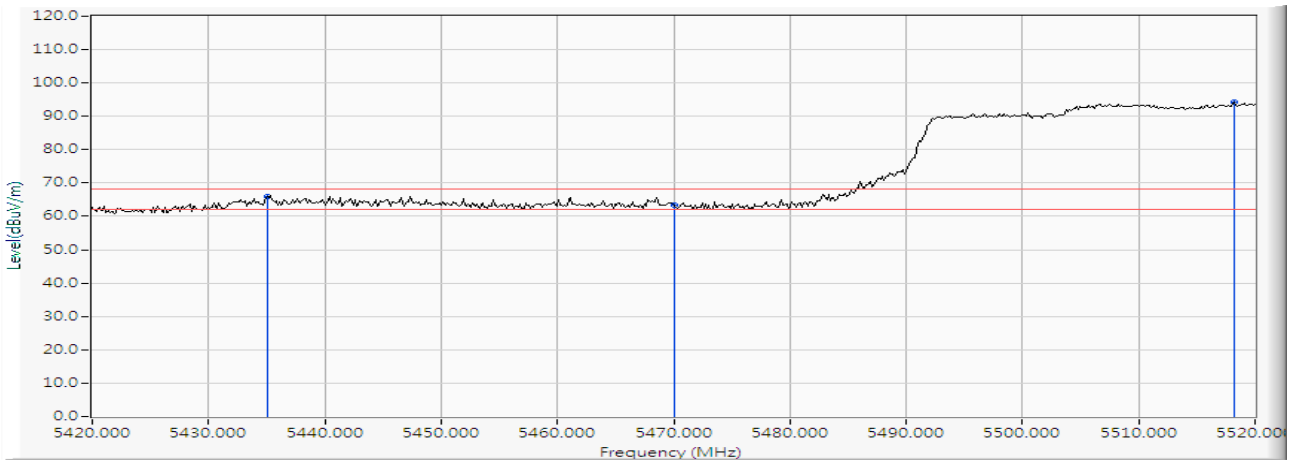

		Frequency (MHz)	Correct Factor (dB)	Reading Level (dBuV)	Measure Level (dBuV/m)	Margin (dB)	Limit (dBuV/m)	Detector Type
1		5435.072	16.653	49.334	65.988	-2.232	68.220	PEAK
2		5470.000	16.957	46.330	63.287	-4.933	68.220	PEAK
3	*	5518.261	17.163	76.955	94.118	--	--	PEAK

Product : Flat Panel Detector
Test Item : Band Edge Data
Test Date : 2019/10/03
Test Mode : Mode 1 SISO A: Transmit (802.11ac-80BW_32.5Mbps) -Channel 155 (5775MHz)

Horizontal

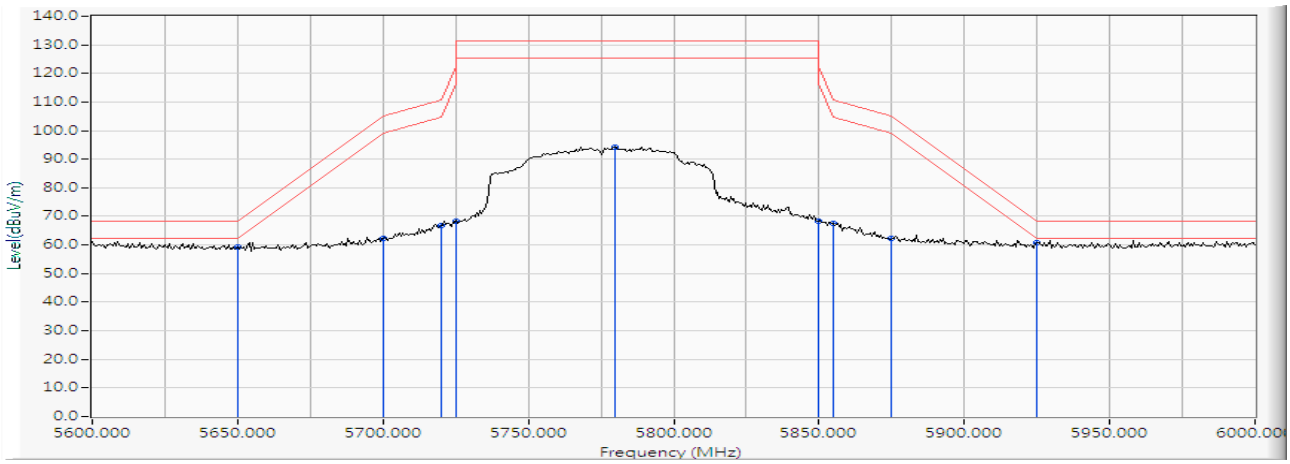

		Frequency (MHz)	Correct Factor (dB)	Reading Level (dBuV)	Measure Level (dBuV/m)	Margin (dB)	Limit (dBuV/m)	Detector Type
1		5650.000	16.772	42.399	59.171	-9.049	68.220	PEAK
2		5700.000	16.636	45.607	62.243	-42.957	105.200	PEAK
3		5720.000	16.623	50.349	66.972	-43.828	110.800	PEAK
4		5725.000	16.624	51.695	68.319	-53.881	122.200	PEAK
5		5779.710	16.745	77.478	94.223	-36.977	131.200	PEAK
6		5850.000	17.081	51.282	68.363	-53.837	122.200	PEAK
7		5855.000	17.106	50.503	67.609	-43.191	110.800	PEAK
8		5875.000	17.208	44.936	62.144	-43.056	105.200	PEAK
9	*	5925.000	17.361	43.319	60.680	-7.540	68.220	PEAK

Product : Flat Panel Detector
Test Item : Band Edge Data
Test Date : 2019/10/03
Test Mode : Mode 1 SISO A: Transmit (802.11ac-80BW_32.5Mbps) -Channel 155 (5775MHz)

Vertical

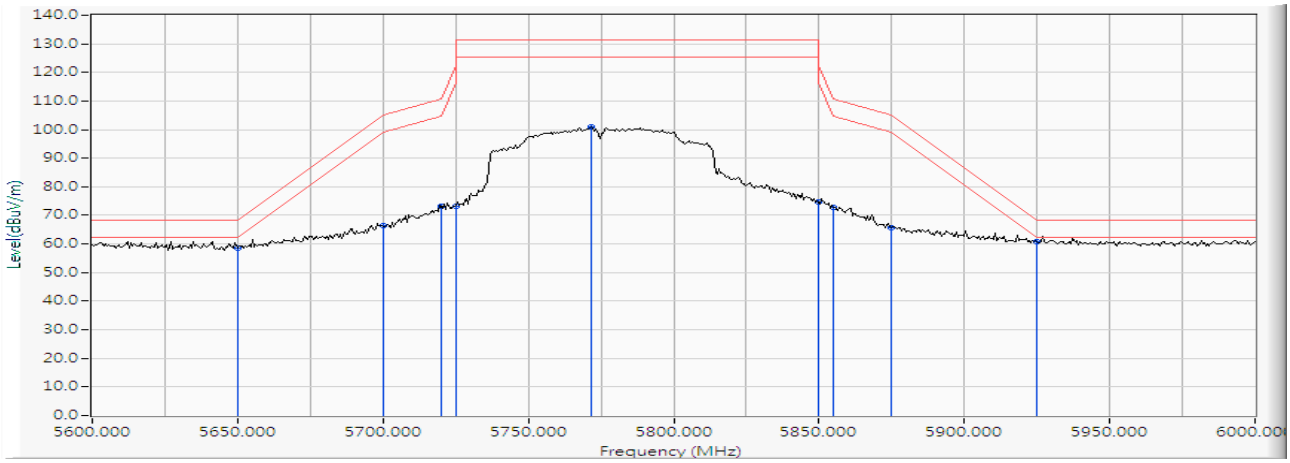

		Frequency (MHz)	Correct Factor (dB)	Reading Level (dBuV)	Measure Level (dBuV/m)	Margin (dB)	Limit (dBuV/m)	Detector Type
1		5650.000	16.772	41.933	58.705	-9.515	68.220	PEAK
2		5700.000	16.636	49.641	66.277	-38.923	105.200	PEAK
3		5720.000	16.623	56.434	73.057	-37.743	110.800	PEAK
4		5725.000	16.624	56.745	73.369	-48.831	122.200	PEAK
5		5771.594	16.713	84.154	100.866	-30.334	131.200	PEAK
6		5850.000	17.081	57.550	74.631	-47.569	122.200	PEAK
7		5855.000	17.106	55.794	72.900	-37.900	110.800	PEAK
8		5875.000	17.208	48.622	65.830	-39.370	105.200	PEAK
9	*	5925.000	17.361	43.471	60.832	-7.388	68.220	PEAK

Product : Flat Panel Detector
Test Item : Band Edge Data
Test Date : 2019/10/03
Test Mode : Mode 2 SISO B: Transmit (802.11a_6Mbps)-Channel 36 (5180MHz)

Horizontal

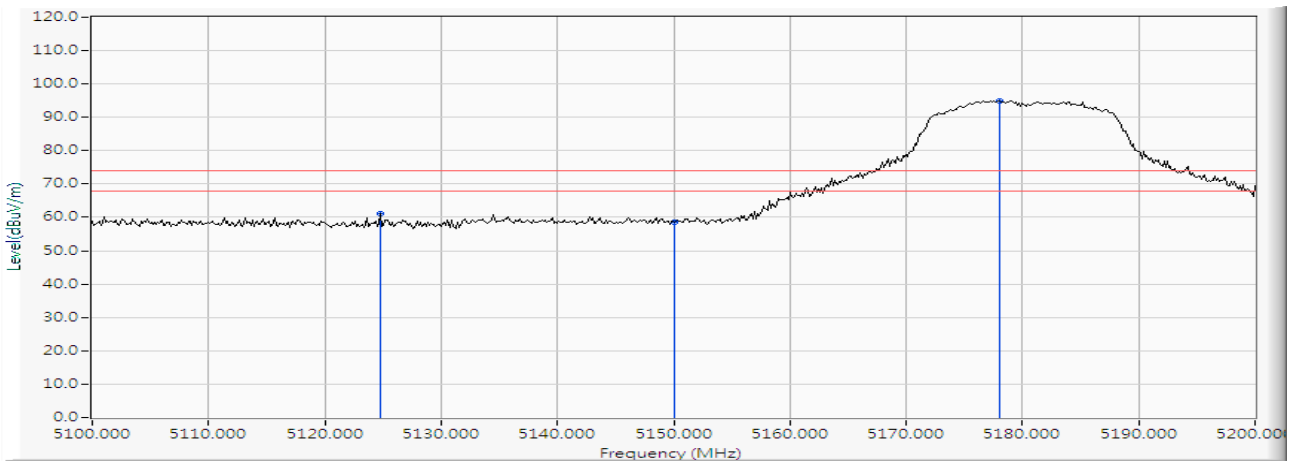

		Frequency (MHz)	Correct Factor (dB)	Reading Level (dBuV)	Measure Level (dBuV/m)	Margin (dB)	Limit (dBuV/m)	Detector Type
1		5124.783	16.473	44.651	61.124	-12.876	74.000	PEAK
2		5150.000	16.185	42.429	58.614	-15.386	74.000	PEAK
3	*	5177.971	15.866	79.170	95.036	--	--	PEAK

Note:

1. All readings above 1GHz are performed with peak and/or average measurements as necessary.
2. Measurement Level = Reading Level + Correct Factor.
3. The average measurement was not performed when the peak measured data under the limit of average detection.

Product	:	Flat Panel Detector
Test Item	:	Band Edge Data
Test Date	:	2019/10/03
Test Mode	:	Mode 2 SISO B: Transmit (802.11a_6Mbps)-Channel 36 (5180MHz)

Horizontal

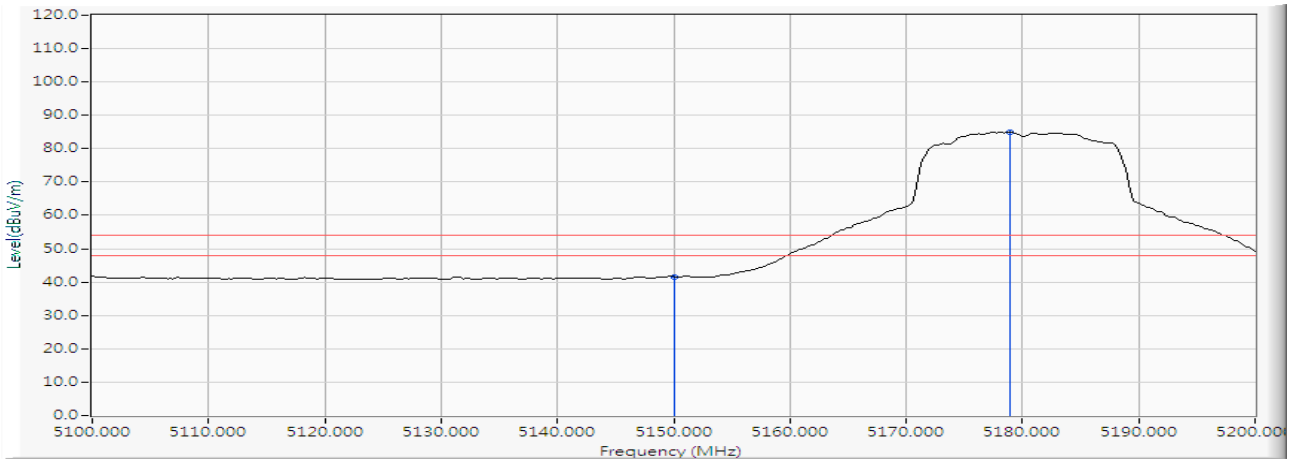

		Frequency (MHz)	Correct Factor (dB)	Reading Level (dBuV)	Measure Level (dBuV/m)	Margin (dB)	Limit (dBuV/m)	Detector Type
1		5150.000	16.185	25.470	41.655	-12.345	54.000	AVERAGE
2	*	5178.986	15.854	69.116	84.970	--	--	AVERAGE

Note:

1. All readings above 1GHz are performed with peak and/or average measurements as necessary.
2. Measurement Level = Reading Level + Correct Factor.
3. The average measurement was not performed when the peak measured data under the limit of average detection.

Product : Flat Panel Detector
Test Item : Band Edge Data
Test Date : 2019/10/03
Test Mode : Mode 2 SISO B: Transmit (802.11a_6Mbps)-Channel 36 (5180MHz)

Vertical

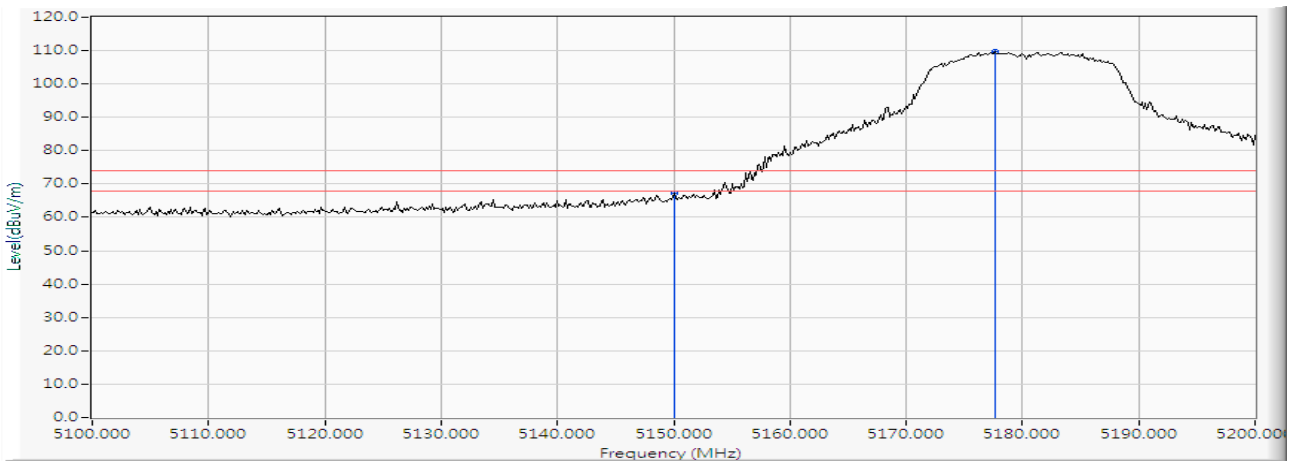

		Frequency (MHz)	Correct Factor (dB)	Reading Level (dBuV)	Measure Level (dBuV/m)	Margin (dB)	Limit (dBuV/m)	Detector Type
1		5150.000	16.185	50.929	67.114	-6.886	74.000	PEAK
2	*	5177.681	15.868	93.838	109.707	--	--	PEAK

Note:

1. All readings above 1GHz are performed with peak and/or average measurements as necessary.
2. Measurement Level = Reading Level + Correct Factor.
3. The average measurement was not performed when the peak measured data under the limit of average detection.

Product	:	Flat Panel Detector
Test Item	:	Band Edge Data
Test Date	:	2019/10/03
Test Mode	:	Mode 2 SISO B: Transmit (802.11a_6Mbps)-Channel 36 (5180MHz)

Vertical

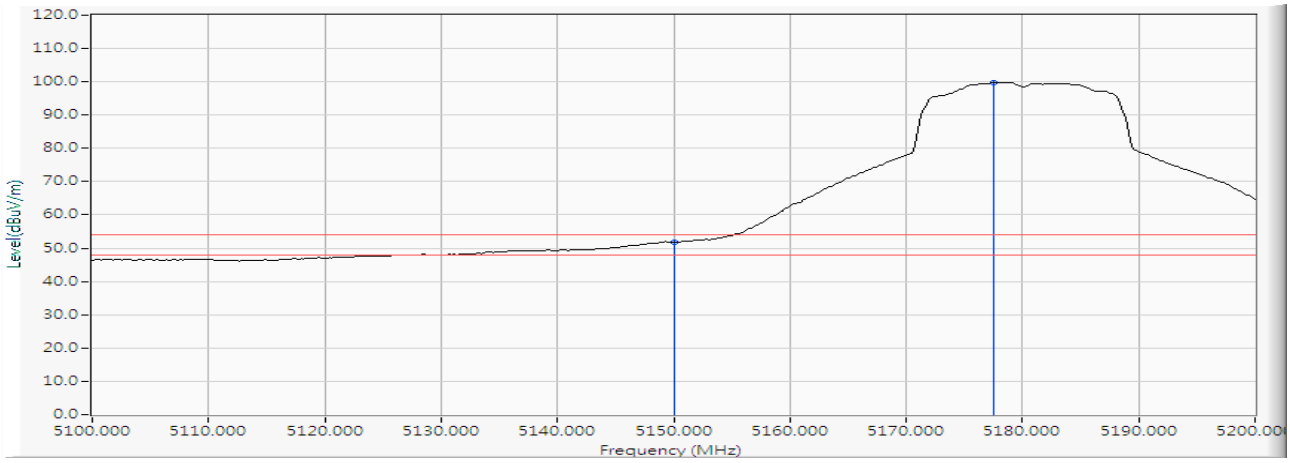

		Frequency (MHz)	Correct Factor (dB)	Reading Level (dBuV)	Measure Level (dBuV/m)	Margin (dB)	Limit (dBuV/m)	Detector Type
1		5150.000	16.185	35.551	51.736	-2.264	54.000	AVERAGE
2	*	5177.536	15.870	83.968	99.839	--	--	AVERAGE

Note:

1. All readings above 1GHz are performed with peak and/or average measurements as necessary.
2. Measurement Level = Reading Level + Correct Factor.
3. The average measurement was not performed when the peak measured data under the limit of average detection.

Product	:	Flat Panel Detector
Test Item	:	Band Edge Data
Test Date	:	2019/10/04
Test Mode	:	Mode 2 SISO B: Transmit (802.11a_6Mbps) -Channel 64 (5320MHz)

Horizontal

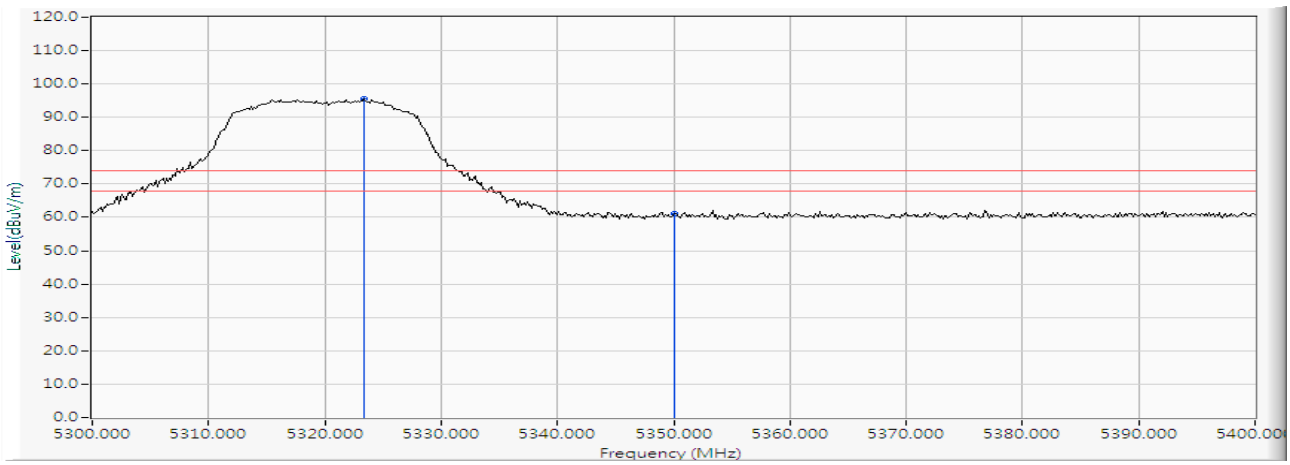

		Frequency (MHz)	Correct Factor (dB)	Reading Level (dBuV)	Measure Level (dBuV/m)	Margin (dB)	Limit (dBuV/m)	Detector Type
1	*	5323.333	15.605	79.842	95.447	--	--	PEAK
2		5350.000	15.865	45.196	61.060	-12.940	74.000	PEAK

Note:

1. All readings above 1GHz are performed with peak and/or average measurements as necessary.
2. Measurement Level = Reading Level + Correct Factor.
3. The average measurement was not performed when the peak measured data under the limit of average detection.

Product : Flat Panel Detector
Test Item : Band Edge Data
Test Date : 2019/10/04
Test Mode : Mode 2 SISO B: Transmit (802.11a_6Mbps) -Channel 64 (5320MHz)

Horizontal

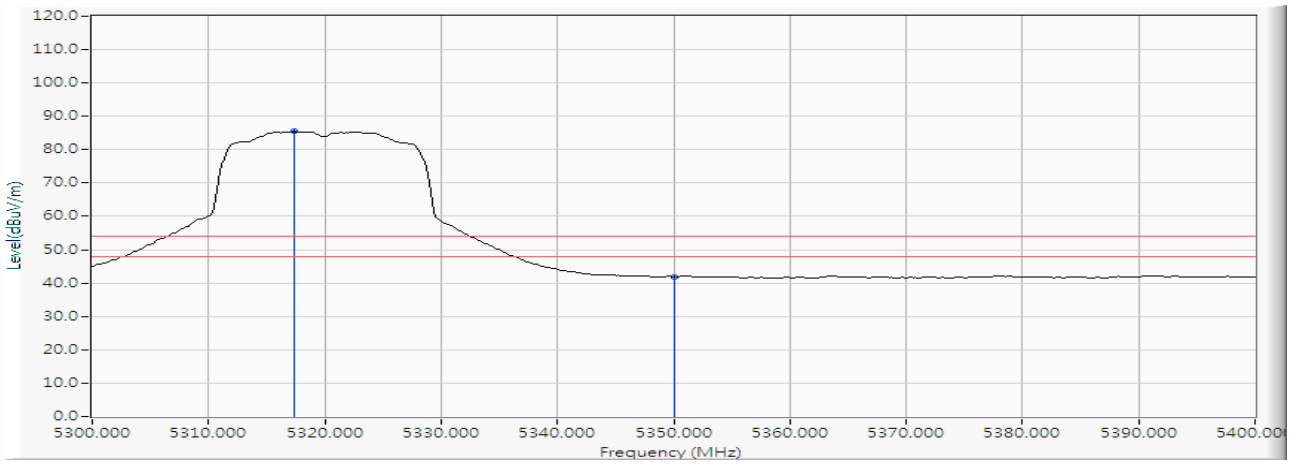

		Frequency (MHz)	Correct Factor (dB)	Reading Level (dBuV)	Measure Level (dBuV/m)	Margin (dB)	Limit (dBuV/m)	Detector Type
1	*	5317.391	15.547	69.886	85.434	--	--	AVERAGE
2		5350.000	15.865	25.938	41.802	-12.198	54.000	AVERAGE

Note:

1. All readings above 1GHz are performed with peak and/or average measurements as necessary.
2. Measurement Level = Reading Level + Correct Factor.
3. The average measurement was not performed when the peak measured data under the limit of average detection.

Product : Flat Panel Detector
Test Item : Band Edge Data
Test Date : 2019/10/03
Test Mode : Mode 2 SISO B: Transmit (802.11a_6Mbps) -Channel 64 (5320MHz)

Vertical

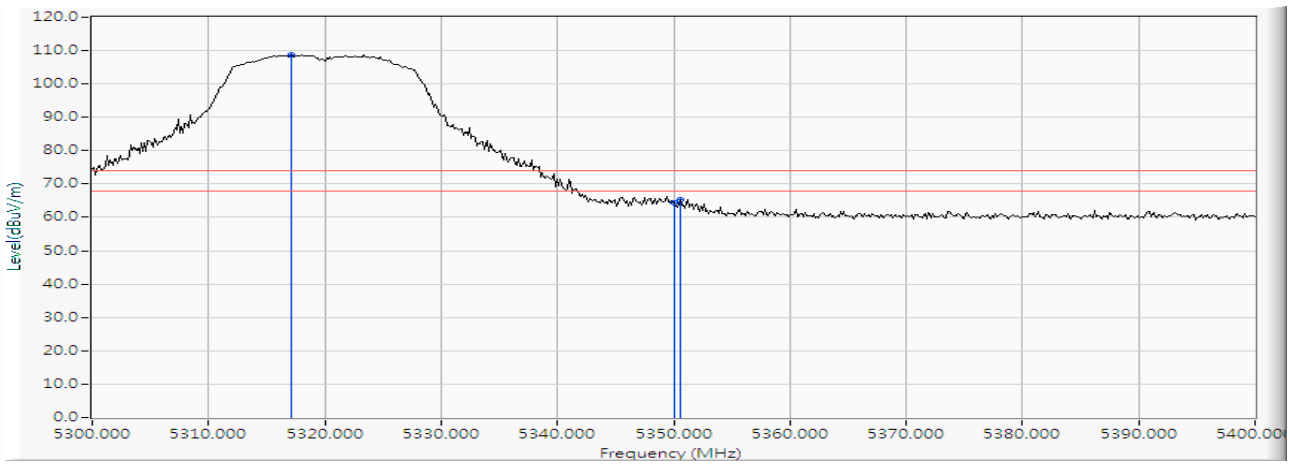

		Frequency (MHz)	Correct Factor (dB)	Reading Level (dBuV)	Measure Level (dBuV/m)	Margin (dB)	Limit (dBuV/m)	Detector Type
1	*	5317.101	15.544	93.268	108.813	--	--	PEAK
2		5350.000	15.865	48.526	64.390	-9.610	74.000	PEAK
3		5350.580	15.870	49.584	65.454	-8.546	74.000	PEAK

Note:

1. All readings above 1GHz are performed with peak and/or average measurements as necessary.
2. Measurement Level = Reading Level + Correct Factor.
3. The average measurement was not performed when the peak measured data under the limit of average detection.

Product : Flat Panel Detector
Test Item : Band Edge Data
Test Date : 2019/10/03
Test Mode : Mode 2 SISO B: Transmit (802.11a_6Mbps) -Channel 64 (5320MHz)

Vertical

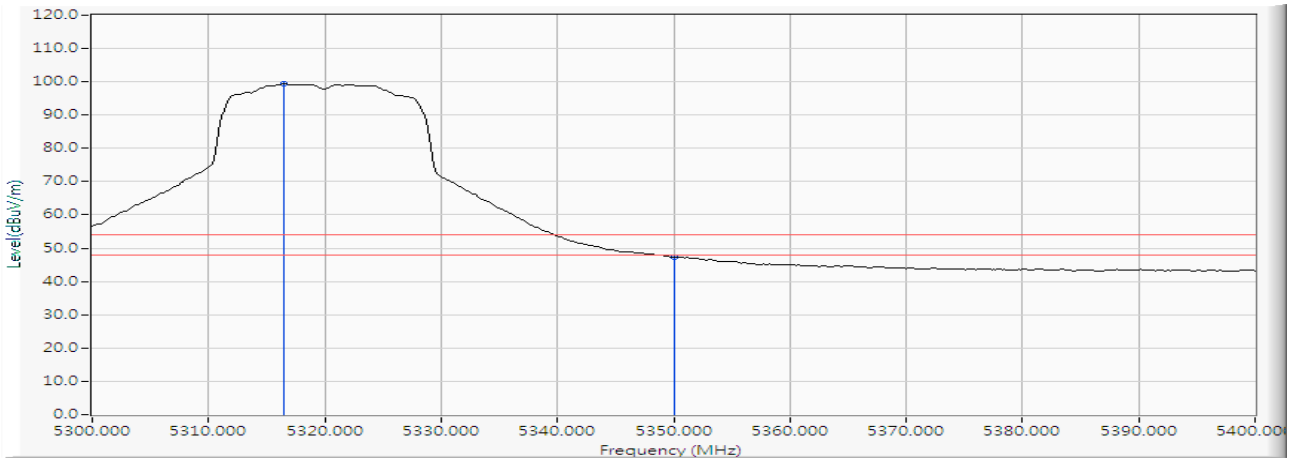

		Frequency (MHz)	Correct Factor (dB)	Reading Level (dBuV)	Measure Level (dBuV/m)	Margin (dB)	Limit (dBuV/m)	Detector Type
1	*	5316.522	15.540	83.750	99.289	--	--	AVERAGE
2		5350.000	15.865	31.424	47.288	-6.712	54.000	AVERAGE

Note:

1. All readings above 1GHz are performed with peak and/or average measurements as necessary.
2. Measurement Level = Reading Level + Correct Factor.
3. The average measurement was not performed when the peak measured data under the limit of average detection.

Product	:	Flat Panel Detector
Test Item	:	Band Edge Data
Test Date	:	2019/10/04
Test Mode	:	Mode 2 SISO B: Transmit (802.11a_6Mbps) -Channel 100 (5500MHz)

Horizontal

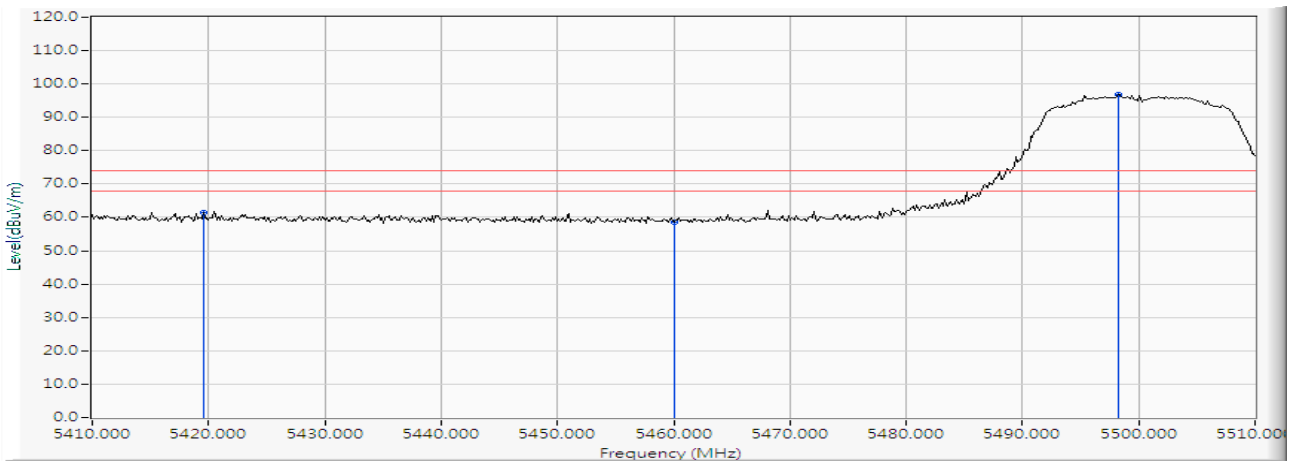

		Frequency (MHz)	Correct Factor (dB)	Reading Level (dBuV)	Measure Level (dBuV/m)	Margin (dB)	Limit (dBuV/m)	Detector Type
1		5419.565	16.518	44.768	61.287	-12.713	74.000	PEAK
2		5460.000	16.870	41.587	58.457	-15.543	74.000	PEAK
3	*	5498.261	17.167	79.615	96.783	--	--	PEAK

Note:

1. All readings above 1GHz are performed with peak and/or average measurements as necessary.
2. Measurement Level = Reading Level + Correct Factor.
3. The average measurement was not performed when the peak measured data under the limit of average detection.

Product	:	Flat Panel Detector
Test Item	:	Band Edge Data
Test Date	:	2019/10/04
Test Mode	:	Mode 2 SISO B: Transmit (802.11a_6Mbps) -Channel 100 (5500MHz)

Horizontal

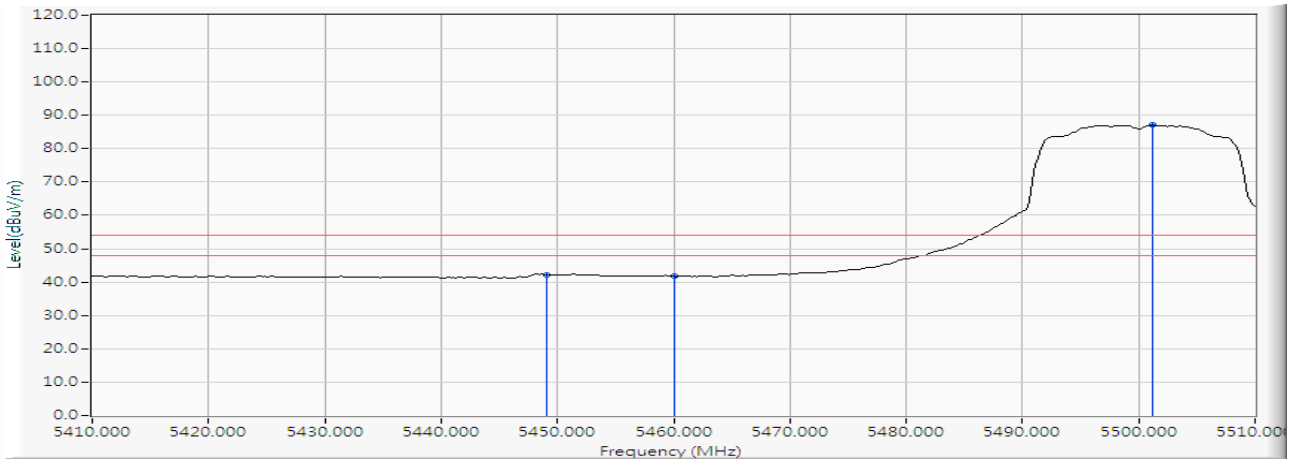

		Frequency (MHz)	Correct Factor (dB)	Reading Level (dBuV)	Measure Level (dBuV/m)	Margin (dB)	Limit (dBuV/m)	Detector Type
1		5449.130	16.775	25.475	42.251	-11.749	54.000	AVERAGE
2		5460.000	16.870	24.854	41.724	-12.276	54.000	AVERAGE
3	*	5501.159	17.183	69.845	87.028	--	--	AVERAGE

Note:

1. All readings above 1GHz are performed with peak and/or average measurements as necessary.
2. Measurement Level = Reading Level + Correct Factor.
3. The average measurement was not performed when the peak measured data under the limit of average detection.

Product : Flat Panel Detector
Test Item : Band Edge Data
Test Date : 2019/10/04
Test Mode : Mode 2 SISO B: Transmit (802.11a_6Mbps) -Channel 100 (5500MHz)

Vertical

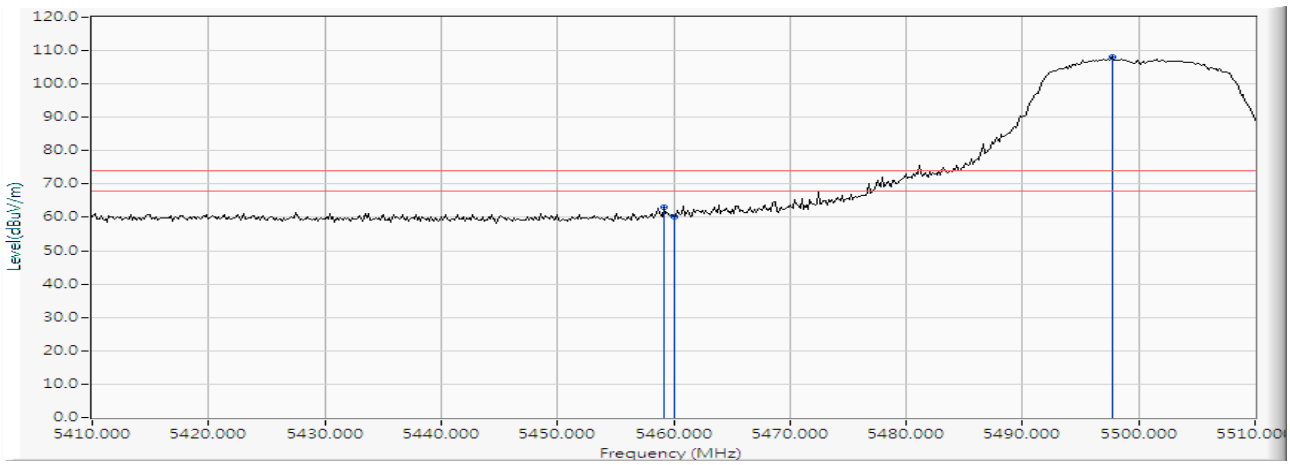

		Frequency (MHz)	Correct Factor (dB)	Reading Level (dBuV)	Measure Level (dBuV/m)	Margin (dB)	Limit (dBuV/m)	Detector Type
1		5459.130	16.862	46.281	63.143	-10.857	74.000	PEAK
2		5460.000	16.870	43.310	60.180	-13.820	74.000	PEAK
3	*	5497.681	17.165	90.808	107.973	--	--	PEAK

Note:

1. All readings above 1GHz are performed with peak and/or average measurements as necessary.
2. Measurement Level = Reading Level + Correct Factor.
3. The average measurement was not performed when the peak measured data under the limit of average detection.

Product	:	Flat Panel Detector
Test Item	:	Band Edge Data
Test Date	:	2019/10/04
Test Mode	:	Mode 2 SISO B: Transmit (802.11a_6Mbps) -Channel 100 (5500MHz)

Vertical

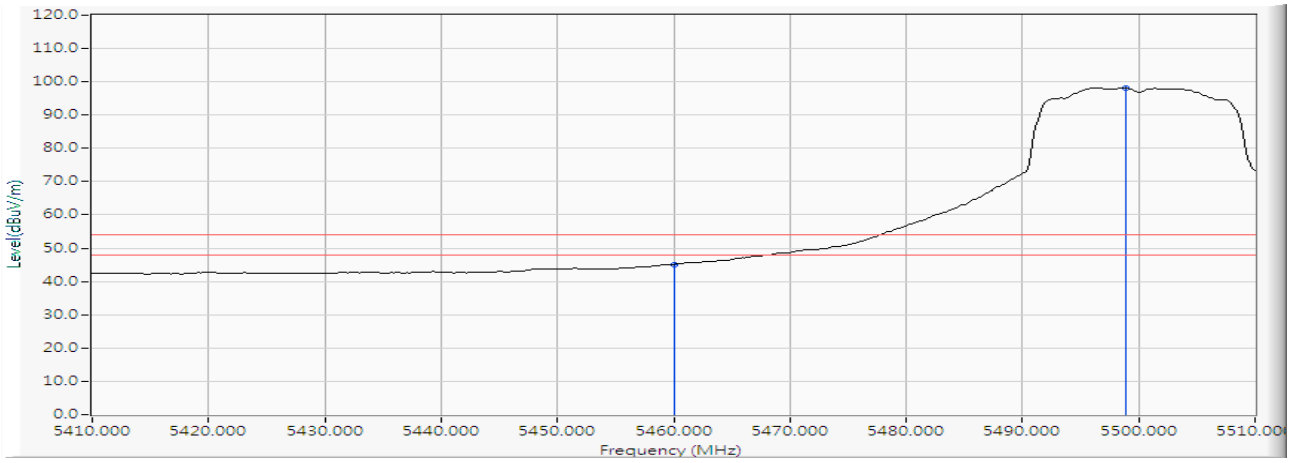

		Frequency (MHz)	Correct Factor (dB)	Reading Level (dBuV)	Measure Level (dBuV/m)	Margin (dB)	Limit (dBuV/m)	Detector Type
1		5460.000	16.870	28.258	45.128	-8.872	54.000	AVERAGE
2	*	5498.841	17.171	80.916	98.087	--	--	AVERAGE

Note:

1. All readings above 1GHz are performed with peak and/or average measurements as necessary.
2. Measurement Level = Reading Level + Correct Factor.
3. The average measurement was not performed when the peak measured data under the limit of average detection.

Product : Flat Panel Detector
Test Item : Band Edge Data
Test Date : 2019/10/04
Test Mode : Mode 2 SISO B: Transmit (802.11a_6Mbps) -Channel 100 (5500MHz)

Horizontal

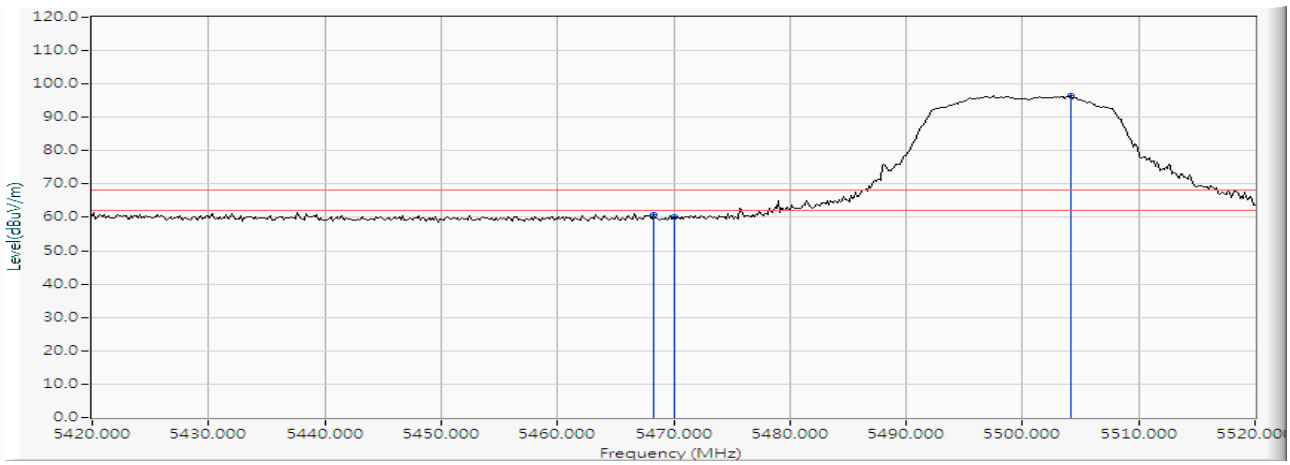

		Frequency (MHz)	Correct Factor (dB)	Reading Level (dBuV)	Measure Level (dBuV/m)	Margin (dB)	Limit (dBuV/m)	Detector Type
1		5468.261	16.942	43.886	60.828	-7.392	68.220	PEAK
2		5470.000	16.957	43.045	60.002	-8.218	68.220	PEAK
3	*	5504.203	17.199	79.276	96.475	--	--	PEAK

Product : Flat Panel Detector
Test Item : Band Edge Data
Test Date : 2019/10/04
Test Mode : Mode 2 SISO B: Transmit (802.11a_6Mbps) -Channel 100 (5500MHz)

Vertical

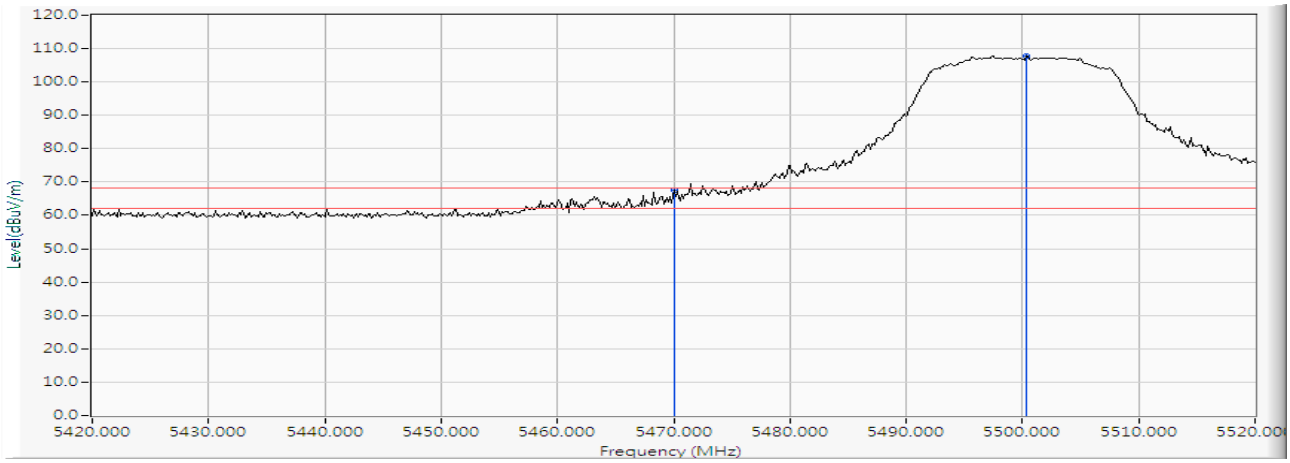

		Frequency (MHz)	Correct Factor (dB)	Reading Level (dBuV)	Measure Level (dBuV/m)	Margin (dB)	Limit (dBuV/m)	Detector Type
1		5470.000	16.957	50.543	67.500	-0.720	68.220	PEAK
2	*	5500.290	17.178	90.590	107.768	--	--	PEAK

Product : Flat Panel Detector
Test Item : Band Edge Data
Test Date : 2019/10/04
Test Mode : Mode 2 SISO B: Transmit (802.11a_6Mbps) -Channel 140 (5700MHz)

Horizontal

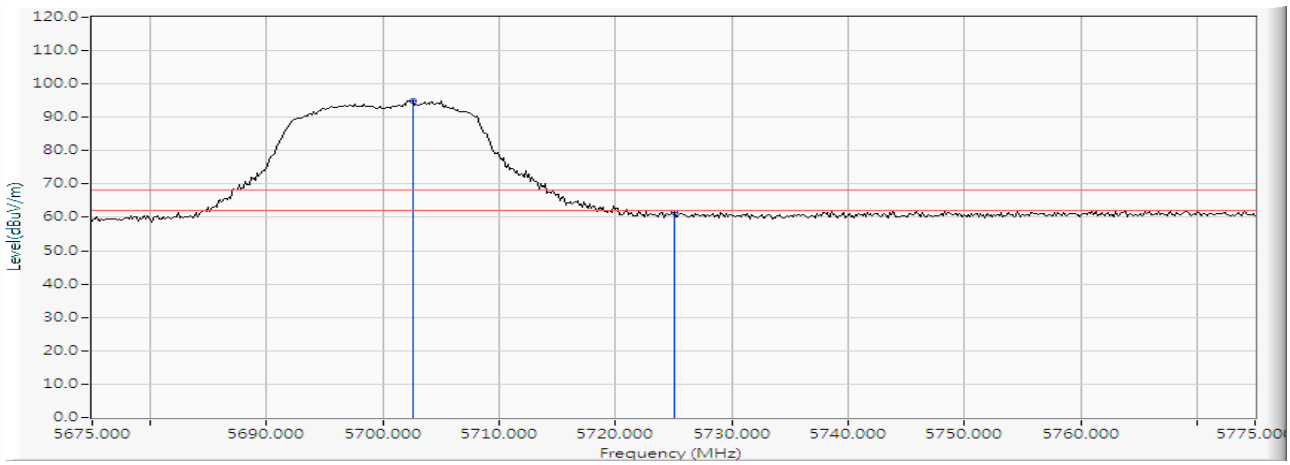

		Frequency (MHz)	Correct Factor (dB)	Reading Level (dBuV)	Measure Level (dBuV/m)	Margin (dB)	Limit (dBuV/m)	Detector Type
1	*	5702.536	16.633	78.363	94.996	--	--	PEAK
2		5725.000	16.624	44.969	61.593	-6.627	68.220	PEAK

Product : Flat Panel Detector
Test Item : Band Edge Data
Test Date : 2019/10/04
Test Mode : Mode 2 SISO B: Transmit (802.11a_6Mbps) -Channel 140 (5700MHz)

Vertical

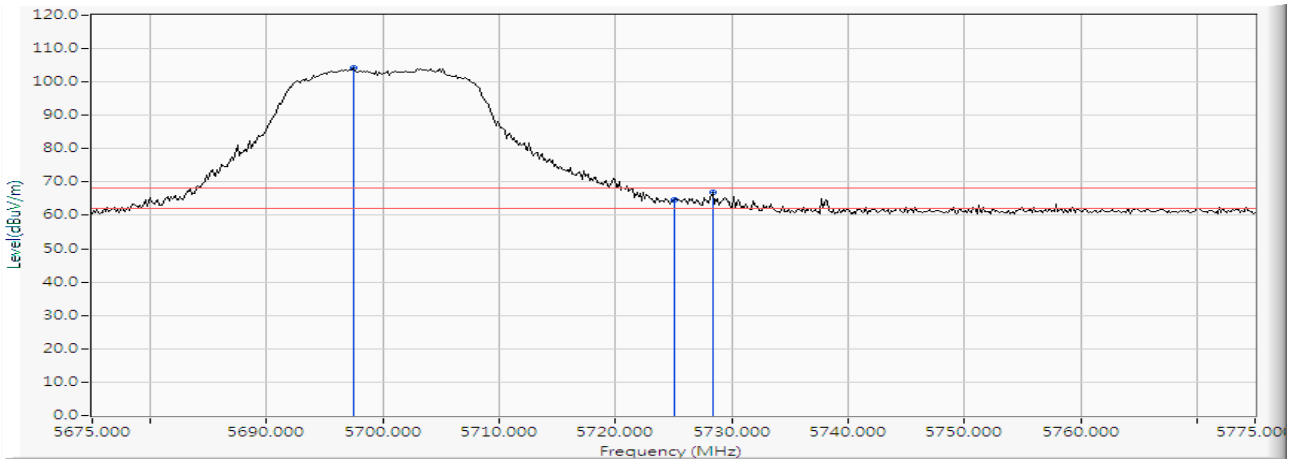

		Frequency (MHz)	Correct Factor (dB)	Reading Level (dBuV)	Measure Level (dBuV/m)	Margin (dB)	Limit (dBuV/m)	Detector Type
1	*	5697.464	16.640	87.440	104.080	--	--	PEAK
2		5725.000	16.624	47.920	64.544	-3.676	68.220	PEAK
3		5728.333	16.623	50.175	66.799	-1.421	68.220	PEAK

Product : Flat Panel Detector
Test Item : Band Edge Data
Test Date : 2019/10/04
Test Mode : Mode 2 SISO B: Transmit (802.11a_6Mbps) -Channel 149 (5745MHz)

Horizontal

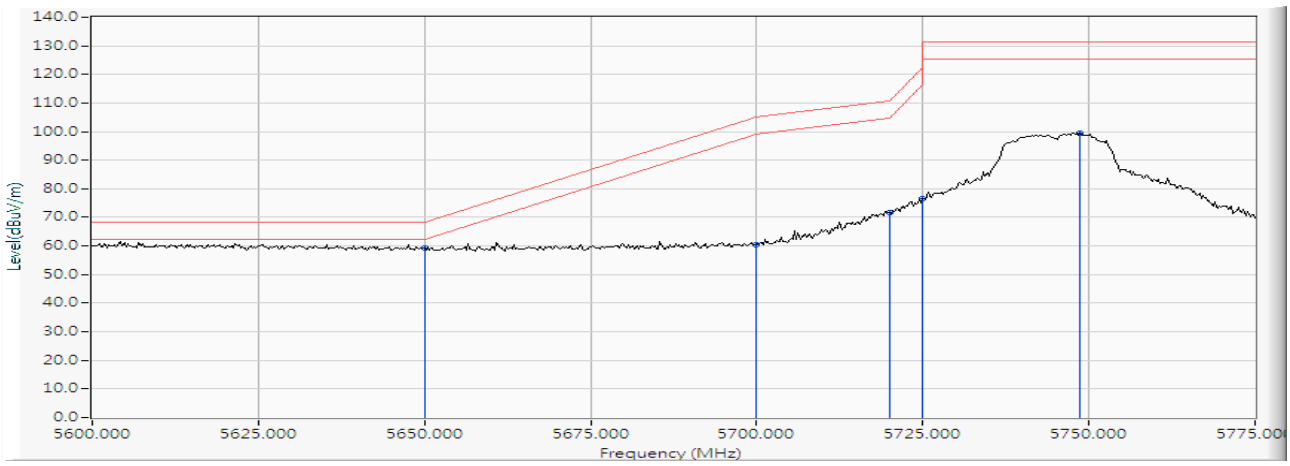

		Frequency (MHz)	Correct Factor (dB)	Reading Level (dBuV)	Measure Level (dBuV/m)	Margin (dB)	Limit (dBuV/m)	Detector Type
1	*	5650.000	16.772	42.475	59.247	-8.973	68.220	PEAK
2		5700.000	16.636	43.852	60.488	-44.712	105.200	PEAK
3		5720.000	16.623	55.117	71.740	-39.060	110.800	PEAK
4		5725.000	16.624	59.820	76.444	-45.756	122.200	PEAK
5		5748.623	16.638	82.785	99.423	-31.777	131.200	PEAK

Product : Flat Panel Detector
Test Item : Band Edge Data
Test Date : 2019/10/04
Test Mode : Mode 2 SISO B: Transmit (802.11a_6Mbps) -Channel 149 (5745MHz)

Vertical

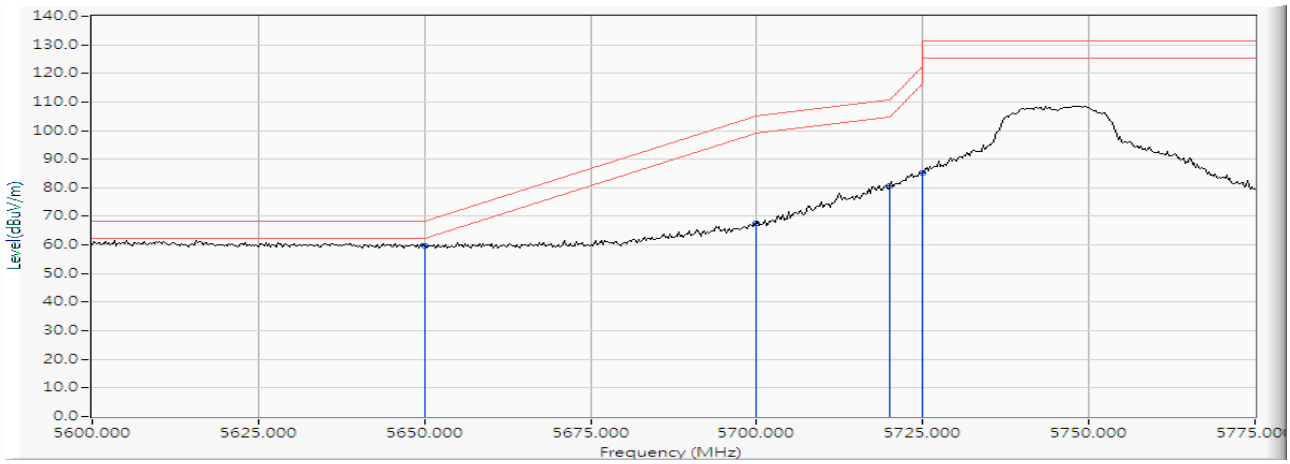

		Frequency (MHz)	Correct Factor (dB)	Reading Level (dBuV)	Measure Level (dBuV/m)	Margin (dB)	Limit (dBuV/m)	Detector Type
1	*	5650.000	16.772	42.719	59.491	-8.729	68.220	PEAK
2		5700.000	16.636	50.955	67.591	-37.609	105.200	PEAK
3		5720.000	16.623	63.932	80.555	-30.245	110.800	PEAK
4		5725.000	16.624	68.708	85.332	-36.868	122.200	PEAK

Product : Flat Panel Detector
Test Item : Band Edge Data
Test Date : 2019/10/04
Test Mode : Mode 2 SISO B: Transmit (802.11a_6Mbps) -Channel 165 (5825MHz)

Horizontal

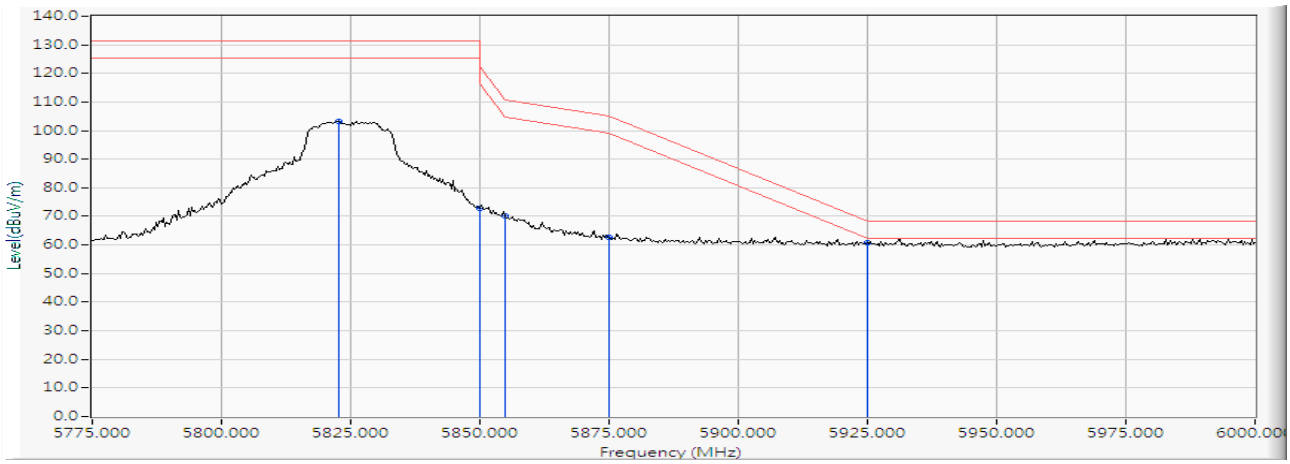

		Frequency (MHz)	Correct Factor (dB)	Reading Level (dBuV)	Measure Level (dBuV/m)	Margin (dB)	Limit (dBuV/m)	Detector Type
1		5822.609	16.943	86.187	103.130	-28.070	131.200	PEAK
2		5850.000	17.081	55.661	72.742	-49.458	122.200	PEAK
3		5855.000	17.106	52.997	70.103	-40.697	110.800	PEAK
4		5875.000	17.208	45.420	62.628	-42.572	105.200	PEAK
5	*	5925.000	17.361	43.320	60.681	-7.539	68.220	PEAK

Product : Flat Panel Detector
Test Item : Band Edge Data
Test Date : 2019/10/04
Test Mode : Mode 2 SISO B: Transmit (802.11a_6Mbps) -Channel 165 (5825MHz)

Vertical

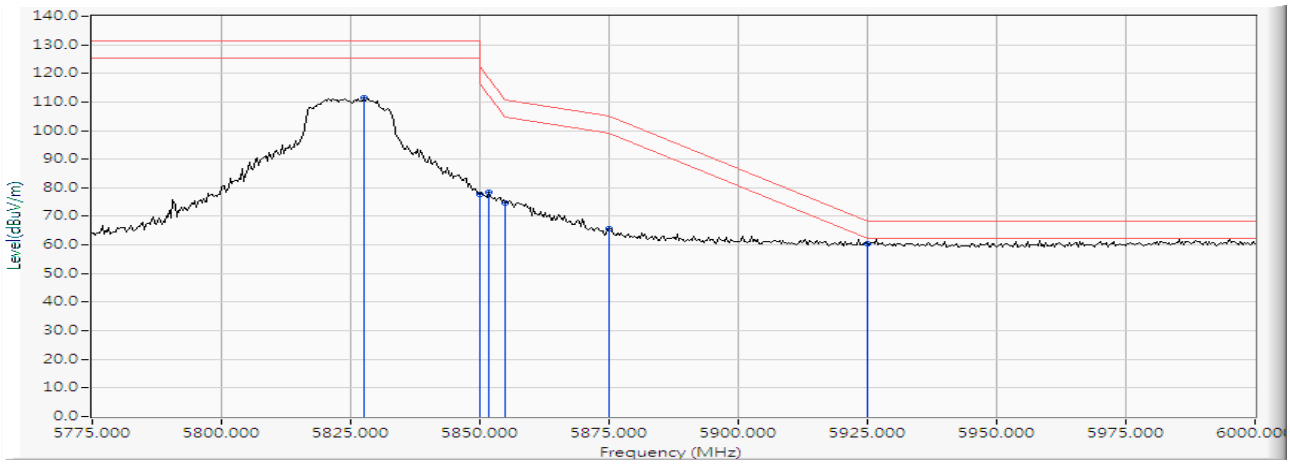

		Frequency (MHz)	Correct Factor (dB)	Reading Level (dBuV)	Measure Level (dBuV/m)	Margin (dB)	Limit (dBuV/m)	Detector Type
1		5827.500	16.968	94.365	111.332	-19.868	131.200	PEAK
2		5850.000	17.081	60.646	77.727	-44.473	122.200	PEAK
3		5851.630	17.090	61.402	78.492	-39.992	118.484	PEAK
4		5855.000	17.106	57.733	74.839	-35.961	110.800	PEAK
5		5875.000	17.208	48.557	65.765	-39.435	105.200	PEAK
6	*	5925.000	17.361	43.116	60.477	-7.743	68.220	PEAK

Product : Flat Panel Detector
Test Item : Band Edge Data
Test Date : 2019/10/03
Test Mode : Mode 2 SISO B: Transmit (802.11n-20BW_7.2Mbps)-Channel 36 (5180MHz)

Horizontal

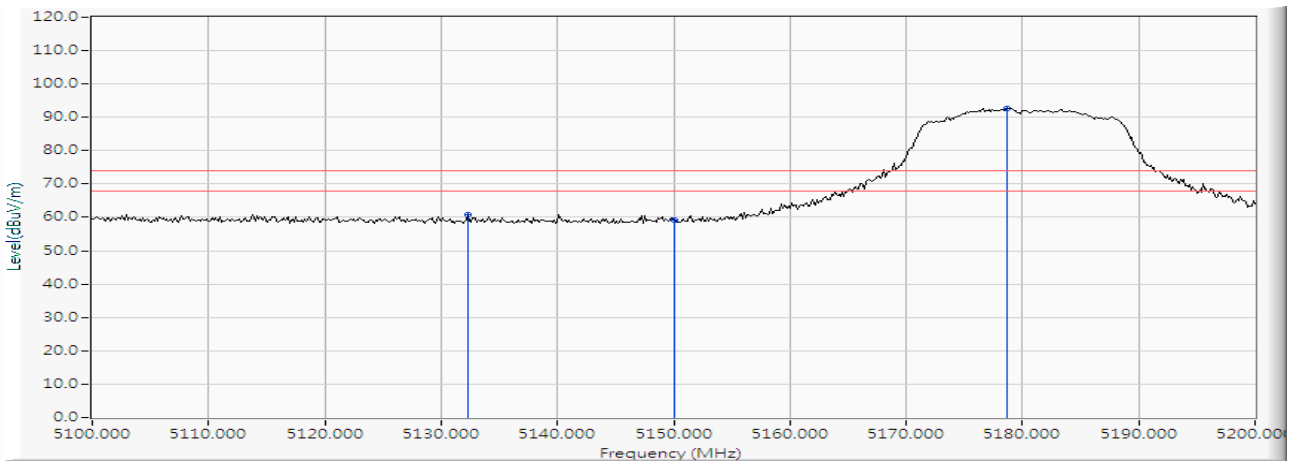

		Frequency (MHz)	Correct Factor (dB)	Reading Level (dBuV)	Measure Level (dBuV/m)	Margin (dB)	Limit (dBuV/m)	Detector Type
1		5132.319	16.388	44.533	60.920	-13.080	74.000	PEAK
2		5150.000	16.185	43.096	59.281	-14.719	74.000	PEAK
3	*	5178.696	15.857	76.730	92.587	--	--	PEAK

Note:

1. All readings above 1GHz are performed with peak and/or average measurements as necessary.
2. Measurement Level = Reading Level + Correct Factor.
3. The average measurement was not performed when the peak measured data under the limit of average detection.

Product : Flat Panel Detector
Test Item : Band Edge Data
Test Date : 2019/10/03
Test Mode : Mode 2 SISO B: Transmit (802.11n-20BW_7.2Mbps)-Channel 36 (5180MHz)

Horizontal

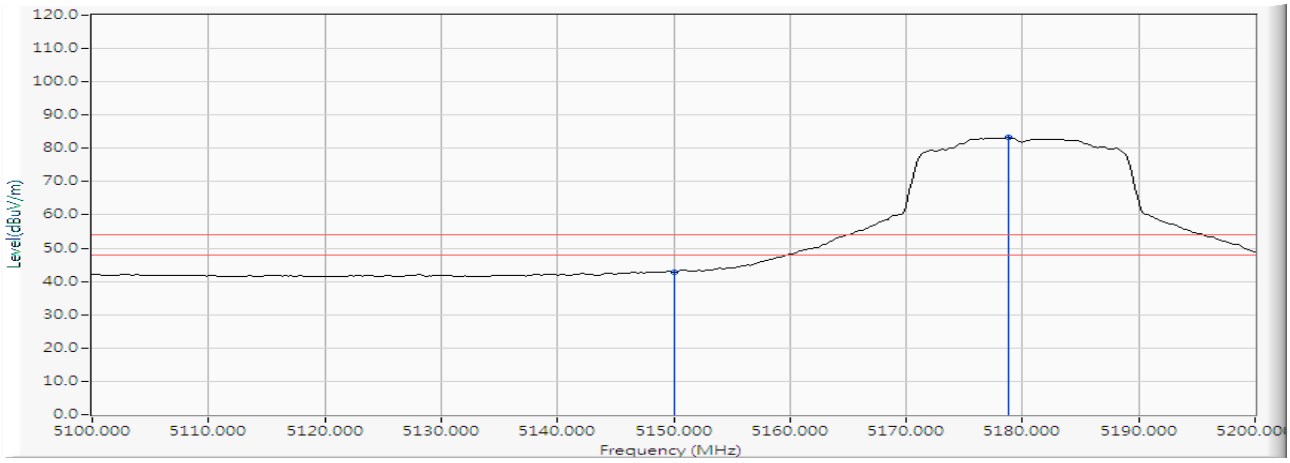

		Frequency (MHz)	Correct Factor (dB)	Reading Level (dBuV)	Measure Level (dBuV/m)	Margin (dB)	Limit (dBuV/m)	Detector Type
1		5150.000	16.185	26.549	42.734	-11.266	54.000	AVERAGE
2	*	5178.841	15.856	67.413	83.269	--	--	AVERAGE

Note:

1. All readings above 1GHz are performed with peak and/or average measurements as necessary.
2. Measurement Level = Reading Level + Correct Factor.
3. The average measurement was not performed when the peak measured data under the limit of average detection.

Product : Flat Panel Detector
Test Item : Band Edge Data
Test Date : 2019/10/03
Test Mode : Mode 2 SISO B: Transmit (802.11n-20BW_7.2Mbps)-Channel 36 (5180MHz)

Vertical

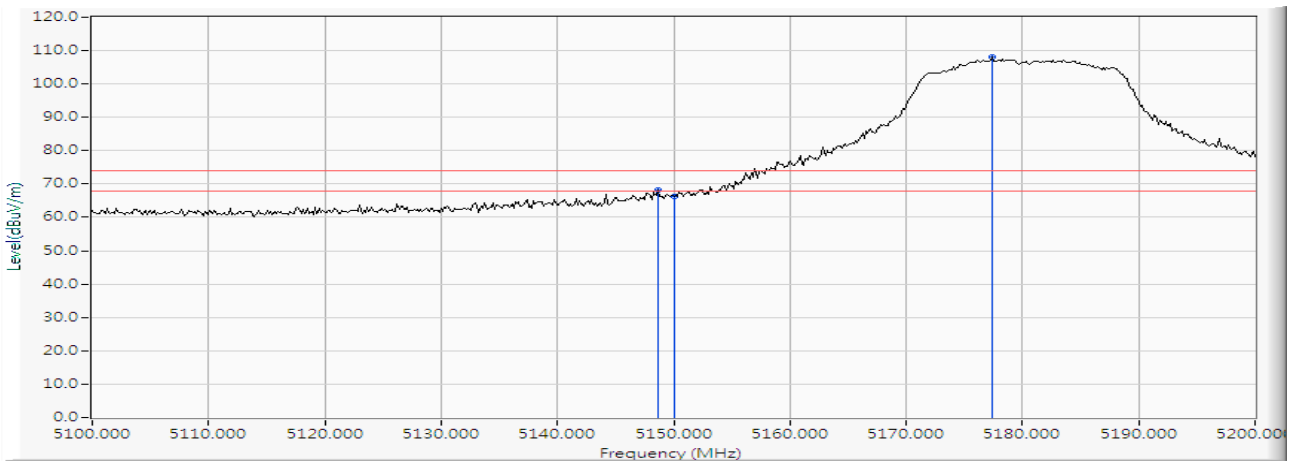

		Frequency (MHz)	Correct Factor (dB)	Reading Level (dBuV)	Measure Level (dBuV/m)	Margin (dB)	Limit (dBuV/m)	Detector Type
1		5148.696	16.200	51.918	68.118	-5.882	74.000	PEAK
2		5150.000	16.185	50.129	66.314	-7.686	74.000	PEAK
3	*	5177.391	15.872	92.171	108.043	--	--	PEAK

Note:

1. All readings above 1GHz are performed with peak and/or average measurements as necessary.
2. Measurement Level = Reading Level + Correct Factor.
3. The average measurement was not performed when the peak measured data under the limit of average detection.

Product : Flat Panel Detector
Test Item : Band Edge Data
Test Date : 2019/10/03
Test Mode : Mode 2 SISO B: Transmit (802.11n-20BW_7.2Mbps)-Channel 36 (5180MHz)

Vertical

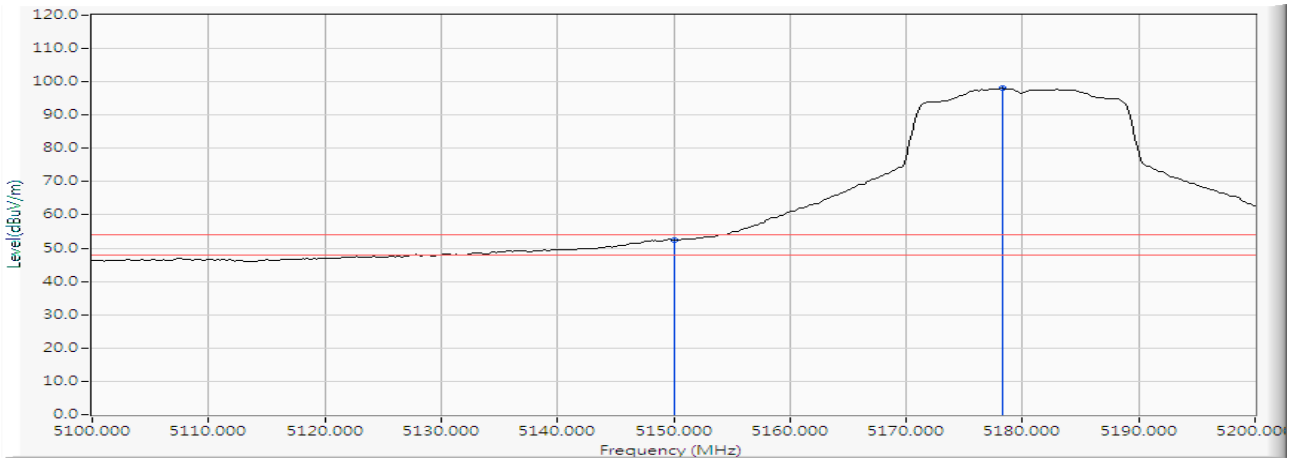

		Frequency (MHz)	Correct Factor (dB)	Reading Level (dBuV)	Measure Level (dBuV/m)	Margin (dB)	Limit (dBuV/m)	Detector Type
1		5150.000	16.185	36.125	52.310	-1.690	54.000	AVERAGE
2	*	5178.261	15.863	82.159	98.021	--	--	AVERAGE

Note:

1. All readings above 1GHz are performed with peak and/or average measurements as necessary.
2. Measurement Level = Reading Level + Correct Factor.
3. The average measurement was not performed when the peak measured data under the limit of average detection.

Product : Flat Panel Detector
Test Item : Band Edge Data
Test Date : 2019/10/04
Test Mode : Mode 2 SISO B: Transmit (802.11n-20BW_7.2Mbps)-Channel 64 (5320MHz)

Horizontal

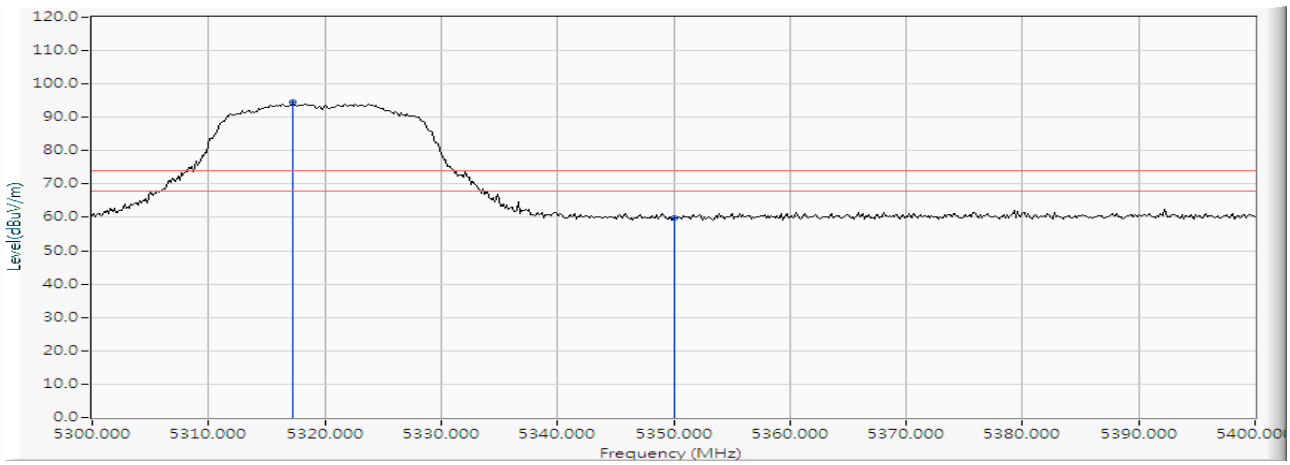

		Frequency (MHz)	Correct Factor (dB)	Reading Level (dBuV)	Measure Level (dBuV/m)	Margin (dB)	Limit (dBuV/m)	Detector Type
1	*	5317.246	15.546	79.092	94.638	--	--	PEAK
2		5350.000	15.865	44.097	59.961	-14.039	74.000	PEAK

Note:

1. All readings above 1GHz are performed with peak and/or average measurements as necessary.
2. Measurement Level = Reading Level + Correct Factor.
3. The average measurement was not performed when the peak measured data under the limit of average detection.

Product : Flat Panel Detector
Test Item : Band Edge Data
Test Date : 2019/10/04
Test Mode : Mode 2 SISO B: Transmit (802.11n-20BW_7.2Mbps)-Channel 64 (5320MHz)

Horizontal

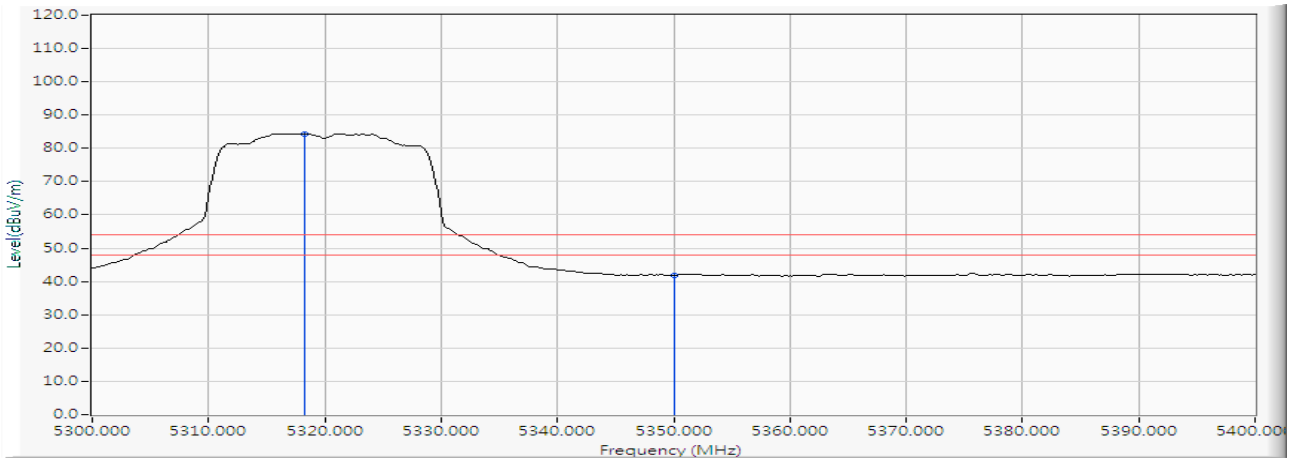

		Frequency (MHz)	Correct Factor (dB)	Reading Level (dBuV)	Measure Level (dBuV/m)	Margin (dB)	Limit (dBuV/m)	Detector Type
1	*	5318.261	15.557	68.892	84.448	--	--	AVERAGE
2		5350.000	15.865	25.931	41.795	-12.205	54.000	AVERAGE

Note:

1. All readings above 1GHz are performed with peak and/or average measurements as necessary.
2. Measurement Level = Reading Level + Correct Factor.
3. The average measurement was not performed when the peak measured data under the limit of average detection.

Product : Flat Panel Detector
Test Item : Band Edge Data
Test Date : 2019/10/03
Test Mode : Mode 2 SISO B: Transmit (802.11n-20BW_7.2Mbps)-Channel 64 (5320MHz)

Vertical

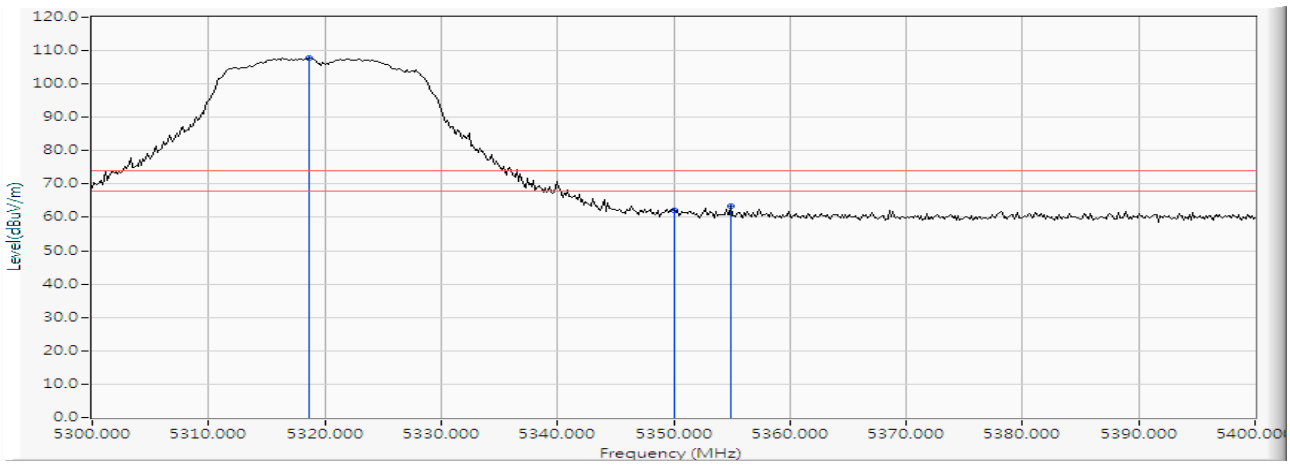

		Frequency (MHz)	Correct Factor (dB)	Reading Level (dBuV)	Measure Level (dBuV/m)	Margin (dB)	Limit (dBuV/m)	Detector Type
1	*	5318.696	15.560	92.157	107.717	--	--	PEAK
2		5350.000	15.865	46.275	62.139	-11.861	74.000	PEAK
3		5354.928	15.912	47.315	63.227	-10.773	74.000	PEAK

Note:

1. All readings above 1GHz are performed with peak and/or average measurements as necessary.
2. Measurement Level = Reading Level + Correct Factor.
3. The average measurement was not performed when the peak measured data under the limit of average detection.

Product : Flat Panel Detector
Test Item : Band Edge Data
Test Date : 2019/10/03
Test Mode : Mode 2 SISO B: Transmit (802.11n-20BW_7.2Mbps)-Channel 64 (5320MHz)

Vertical

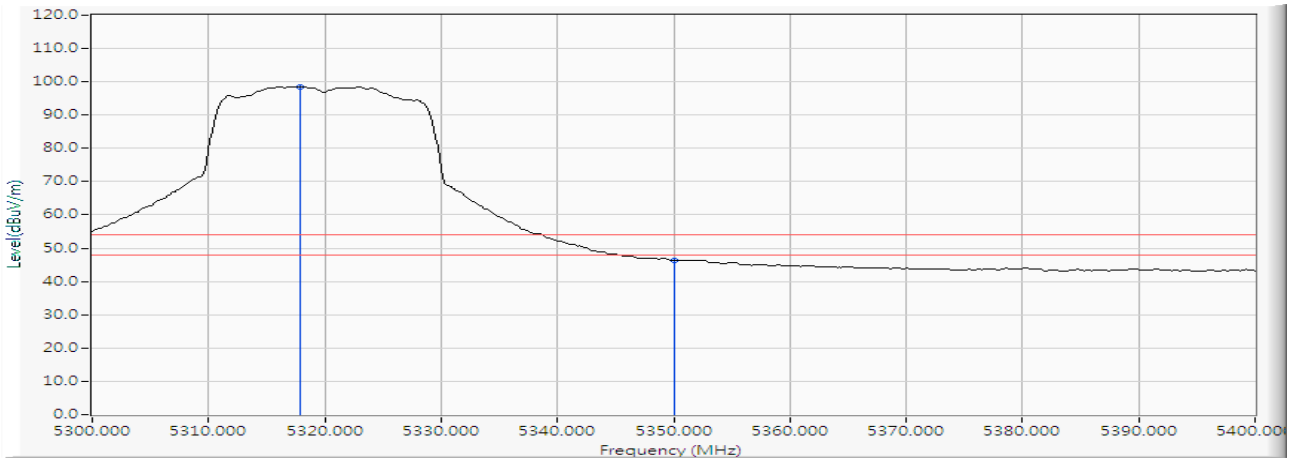

		Frequency (MHz)	Correct Factor (dB)	Reading Level (dBuV)	Measure Level (dBuV/m)	Margin (dB)	Limit (dBuV/m)	Detector Type
1	*	5317.826	15.551	82.900	98.452	--	--	AVERAGE
2		5350.000	15.865	30.417	46.281	-7.719	54.000	AVERAGE

Note:

1. All readings above 1GHz are performed with peak and/or average measurements as necessary.
2. Measurement Level = Reading Level + Correct Factor.
3. The average measurement was not performed when the peak measured data under the limit of average detection.

Product : Flat Panel Detector
Test Item : Band Edge Data
Test Date : 2019/10/04
Test Mode : Mode 2 SISO B: Transmit (802.11n-20BW_7.2Mbps)-Channel 100 (5500MHz)

Horizontal

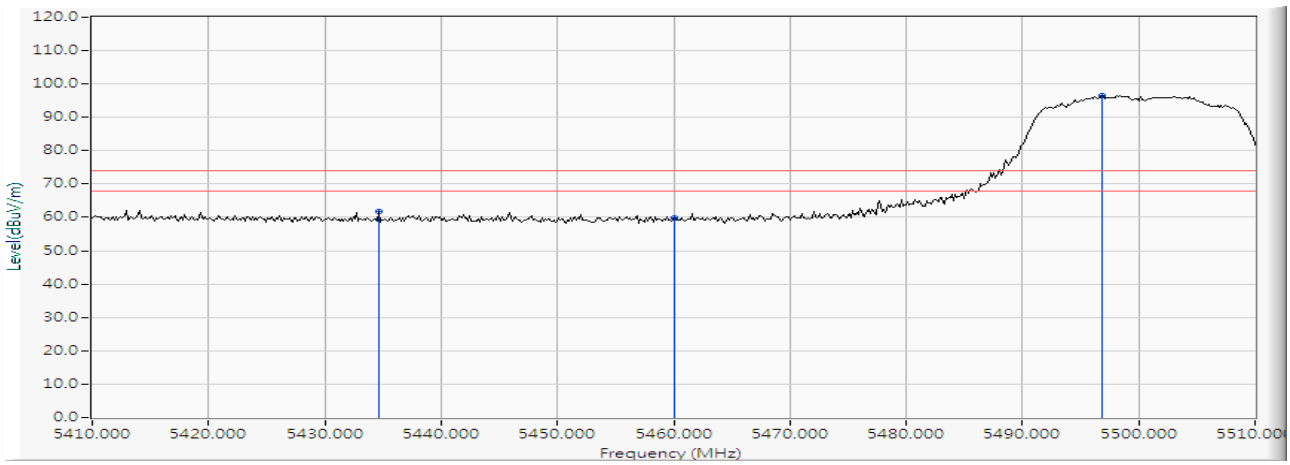

		Frequency (MHz)	Correct Factor (dB)	Reading Level (dBuV)	Measure Level (dBuV/m)	Margin (dB)	Limit (dBuV/m)	Detector Type
1		5434.638	16.649	44.969	61.619	-12.381	74.000	PEAK
2		5460.000	16.870	43.094	59.964	-14.036	74.000	PEAK
3	*	5496.812	17.160	79.390	96.550	--	--	PEAK

Note:

1. All readings above 1GHz are performed with peak and/or average measurements as necessary.
2. Measurement Level = Reading Level + Correct Factor.
3. The average measurement was not performed when the peak measured data under the limit of average detection.

Product	:	Flat Panel Detector
Test Item	:	Band Edge Data
Test Date	:	2019/10/04
Test Mode	:	Mode 2 SISO B: Transmit (802.11n-20BW_7.2Mbps)-Channel 100 (5500MHz)

Horizontal

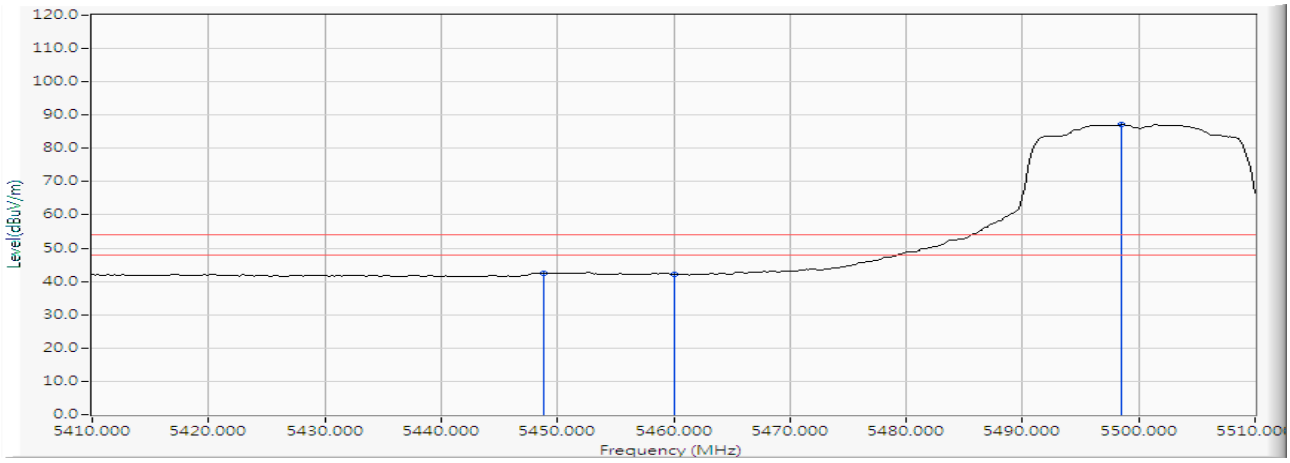

		Frequency (MHz)	Correct Factor (dB)	Reading Level (dBuV)	Measure Level (dBuV/m)	Margin (dB)	Limit (dBuV/m)	Detector Type
1		5448.841	16.773	25.600	42.373	-11.627	54.000	AVERAGE
2		5460.000	16.870	25.239	42.109	-11.891	54.000	AVERAGE
3	*	5498.551	17.170	70.004	87.173	--	--	AVERAGE

Note:

1. All readings above 1GHz are performed with peak and/or average measurements as necessary.
2. Measurement Level = Reading Level + Correct Factor.
3. The average measurement was not performed when the peak measured data under the limit of average detection.

Product : Flat Panel Detector
Test Item : Band Edge Data
Test Date : 2019/10/04
Test Mode : Mode 2 SISO B: Transmit (802.11n-20BW_7.2Mbps)-Channel 100 (5500MHz)

Vertical

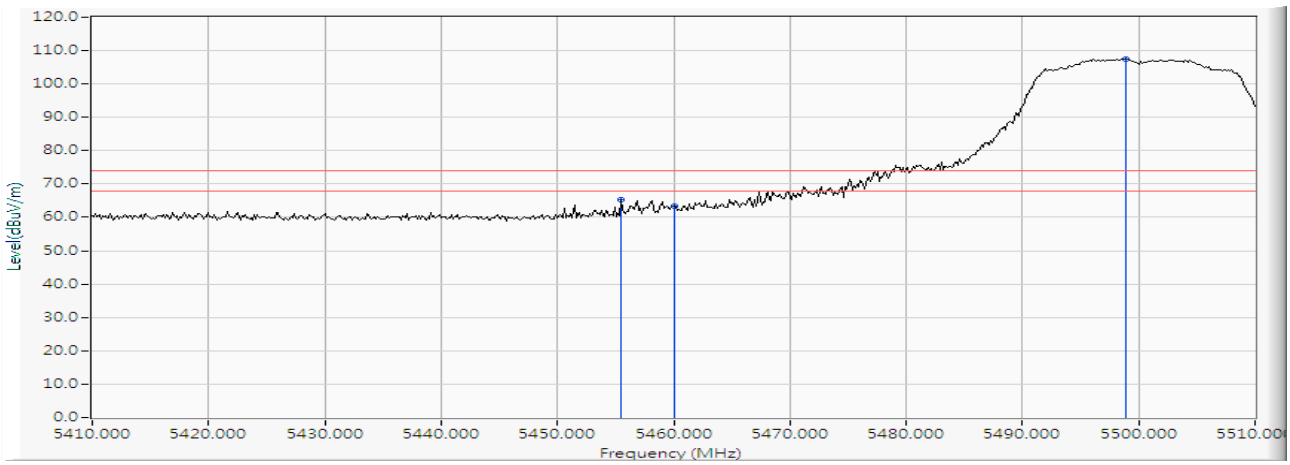

		Frequency (MHz)	Correct Factor (dB)	Reading Level (dBuV)	Measure Level (dBuV/m)	Margin (dB)	Limit (dBuV/m)	Detector Type
1		5455.507	16.831	48.575	65.406	-8.594	74.000	PEAK
2		5460.000	16.870	46.380	63.250	-10.750	74.000	PEAK
3	*	5498.841	17.171	90.336	107.507	--	--	PEAK

Note:

1. All readings above 1GHz are performed with peak and/or average measurements as necessary.
2. Measurement Level = Reading Level + Correct Factor.
3. The average measurement was not performed when the peak measured data under the limit of average detection.

Product : Flat Panel Detector
Test Item : Band Edge Data
Test Date : 2019/10/04
Test Mode : Mode 2 SISO B: Transmit (802.11n-20BW_7.2Mbps)-Channel 100 (5500MHz)

Vertical

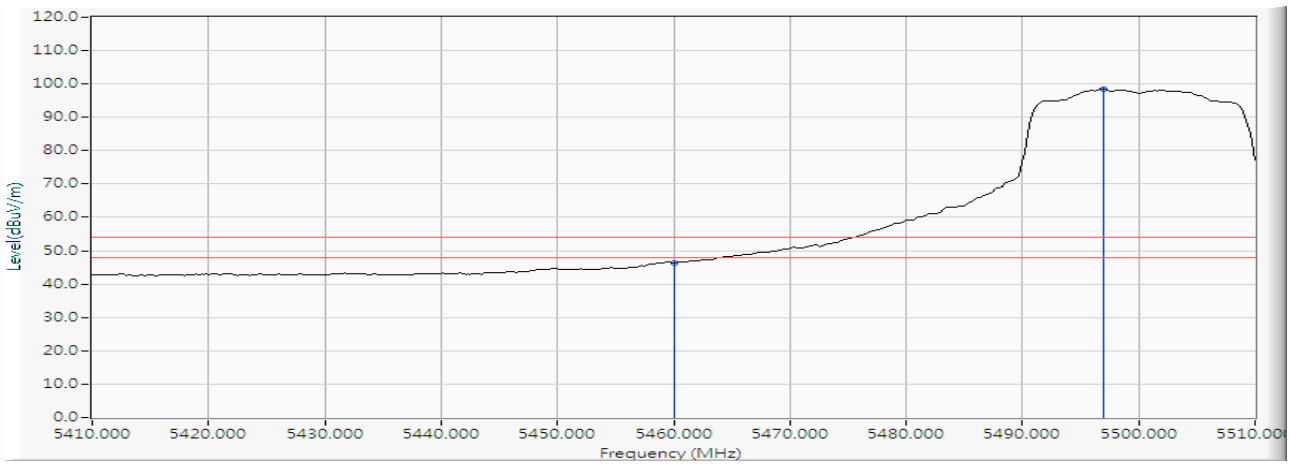

		Frequency (MHz)	Correct Factor (dB)	Reading Level (dBuV)	Measure Level (dBuV/m)	Margin (dB)	Limit (dBuV/m)	Detector Type
1		5460.000	16.870	29.358	46.228	-7.772	54.000	AVERAGE
2	*	5496.957	17.162	81.261	98.422	--	--	AVERAGE

Note:

1. All readings above 1GHz are performed with peak and/or average measurements as necessary.
2. Measurement Level = Reading Level + Correct Factor.
3. The average measurement was not performed when the peak measured data under the limit of average detection.

Product : Flat Panel Detector
Test Item : Band Edge Data
Test Date : 2019/10/04
Test Mode : Mode 2 SISO B: Transmit (802.11n-20BW_7.2Mbps)-Channel 100 (5500MHz)

Horizontal

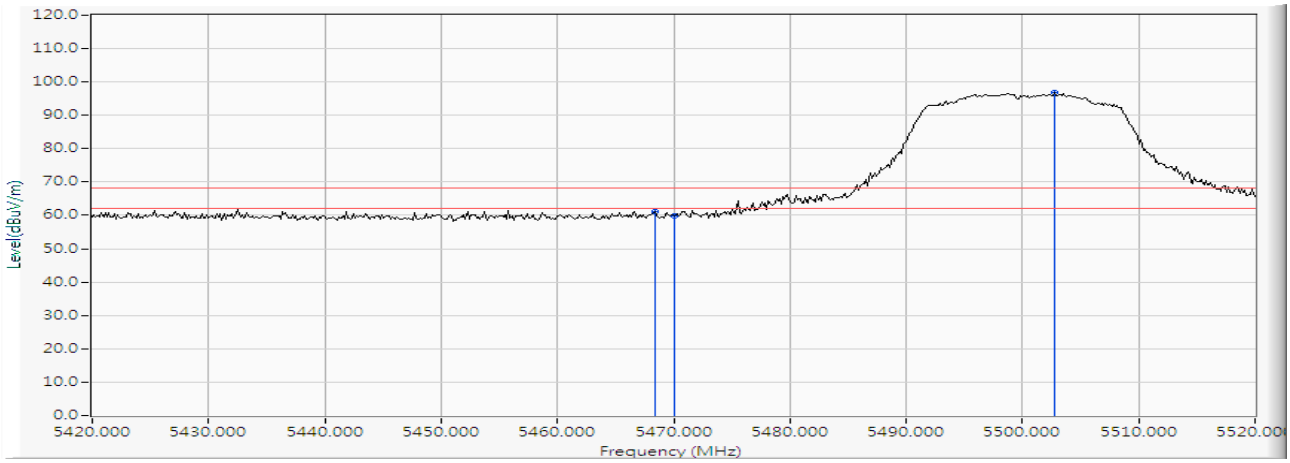

		Frequency (MHz)	Correct Factor (dB)	Reading Level (dBuV)	Measure Level (dBuV/m)	Margin (dB)	Limit (dBuV/m)	Detector Type
1		5468.406	16.943	44.132	61.075	-7.145	68.220	PEAK
2		5470.000	16.957	42.799	59.756	-8.464	68.220	PEAK
3	*	5502.754	17.192	79.744	96.935	--	--	PEAK

Product : Flat Panel Detector
Test Item : Band Edge Data
Test Date : 2019/10/04
Test Mode : Mode 2 SISO B: Transmit (802.11n-20BW_7.2Mbps)-Channel 100 (5500MHz)

Vertical

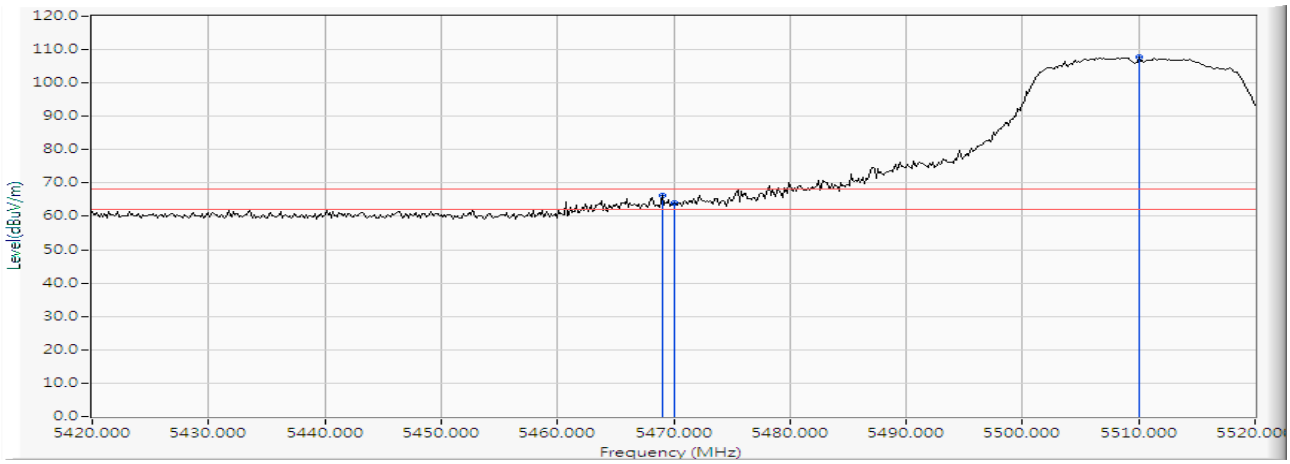

		Frequency (MHz)	Correct Factor (dB)	Reading Level (dBuV)	Measure Level (dBuV/m)	Margin (dB)	Limit (dBuV/m)	Detector Type
1		5468.985	16.948	49.359	66.307	-1.913	68.220	PEAK
2		5470.000	16.957	47.155	64.112	-4.108	68.220	PEAK
3	*	5510.000	17.187	90.578	107.766	--	--	PEAK

Product : Flat Panel Detector
Test Item : Band Edge Data
Test Date : 2019/10/04
Test Mode : Mode 2 SISO B: Transmit (802.11n-20BW_7.2Mbps)-Channel 140 (5700MHz)

Horizontal

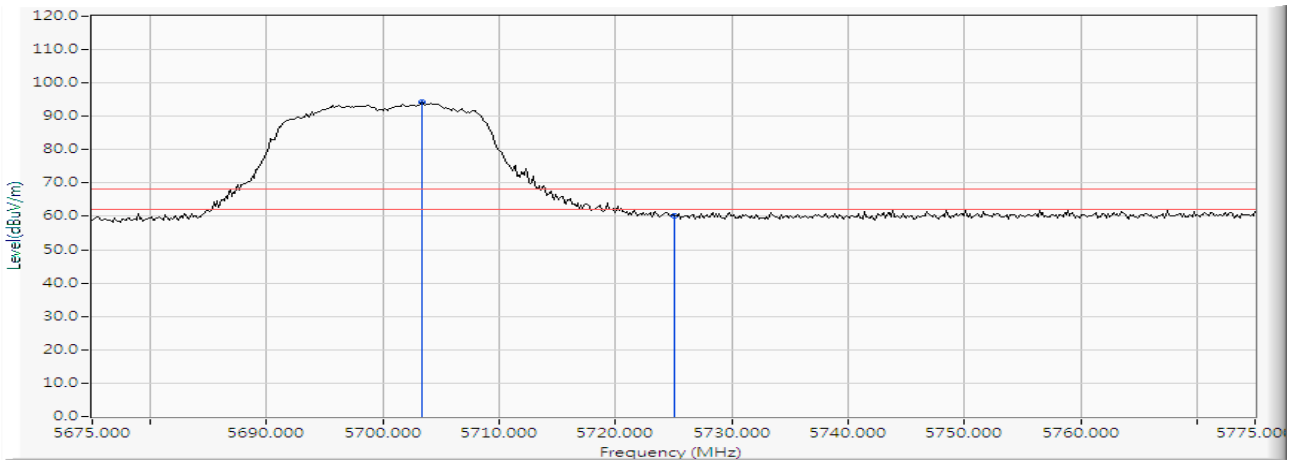

		Frequency (MHz)	Correct Factor (dB)	Reading Level (dBuV)	Measure Level (dBuV/m)	Margin (dB)	Limit (dBuV/m)	Detector Type
1	*	5703.406	16.632	77.478	94.109	--	--	PEAK
2		5725.000	16.624	43.414	60.038	-8.182	68.220	PEAK

Product : Flat Panel Detector
Test Item : Band Edge Data
Test Date : 2019/10/04
Test Mode : Mode 2 SISO B: Transmit (802.11n-20BW_7.2Mbps)-Channel 140 (5700MHz)

Vertical

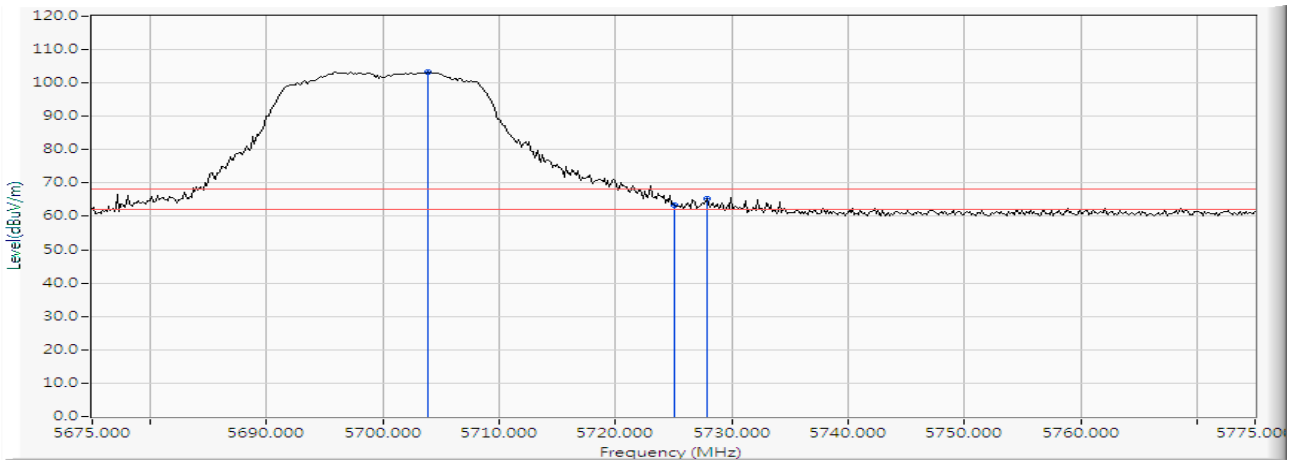

		Frequency (MHz)	Correct Factor (dB)	Reading Level (dBuV)	Measure Level (dBuV/m)	Margin (dB)	Limit (dBuV/m)	Detector Type
1	*	5703.841	16.631	86.669	103.300	--	--	PEAK
2		5725.000	16.624	46.629	63.253	-4.967	68.220	PEAK
3		5727.899	16.624	48.792	65.416	-2.804	68.220	PEAK

Product : Flat Panel Detector
Test Item : Band Edge Data
Test Date : 2019/10/04
Test Mode : Mode 2 SISO B: Transmit (802.11n-20BW_7.2Mbps)-Channel 149 (5745MHz)

Horizontal

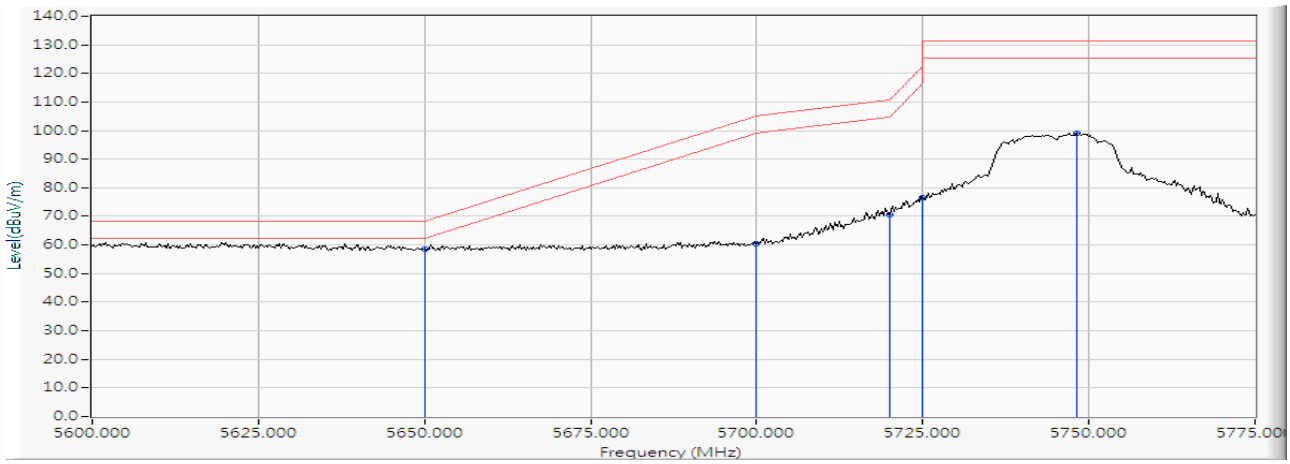

		Frequency (MHz)	Correct Factor (dB)	Reading Level (dBuV)	Measure Level (dBuV/m)	Margin (dB)	Limit (dBuV/m)	Detector Type
1	*	5650.000	16.772	41.838	58.610	-9.610	68.220	PEAK
2		5700.000	16.636	43.906	60.542	-44.658	105.200	PEAK
3		5720.000	16.623	54.114	70.737	-40.063	110.800	PEAK
4		5725.000	16.624	60.101	76.725	-45.475	122.200	PEAK
5		5748.116	16.637	82.276	98.913	-32.287	131.200	PEAK

Product : Flat Panel Detector
Test Item : Band Edge Data
Test Date : 2019/10/04
Test Mode : Mode 2 SISO B: Transmit (802.11n-20BW_7.2Mbps)-Channel 149 (5745MHz)

Vertical

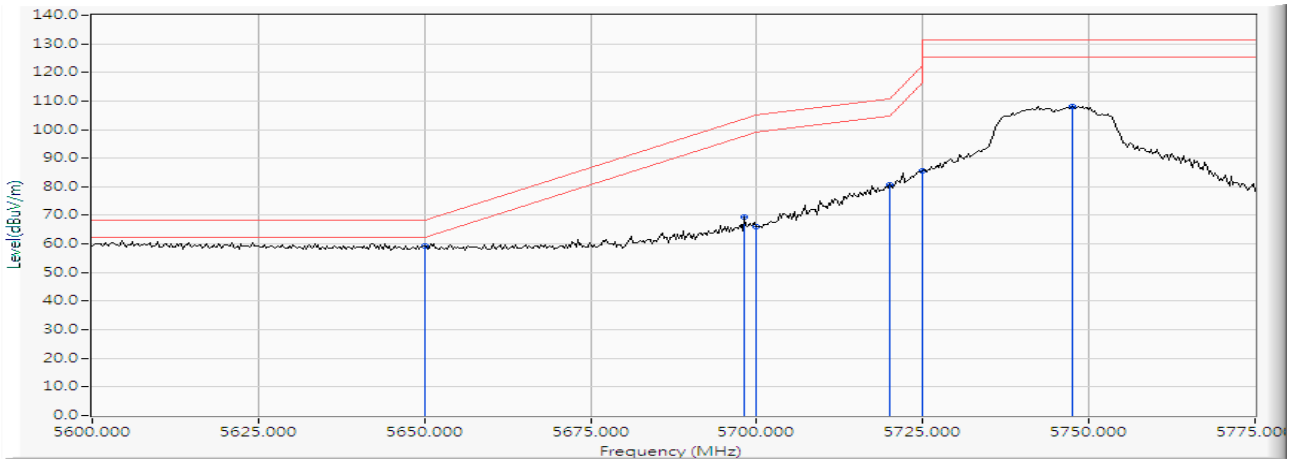

		Frequency (MHz)	Correct Factor (dB)	Reading Level (dBuV)	Measure Level (dBuV/m)	Margin (dB)	Limit (dBuV/m)	Detector Type
1	*	5650.000	16.772	42.499	59.271	-8.949	68.220	PEAK
2		5698.152	16.639	52.723	69.362	-34.471	103.833	PEAK
3		5700.000	16.636	49.371	66.007	-39.193	105.200	PEAK
4		5720.000	16.623	64.243	80.866	-29.934	110.800	PEAK
5		5725.000	16.624	68.913	85.537	-36.663	122.200	PEAK
6		5747.609	16.635	91.613	108.248	-22.952	131.200	PEAK

Product : Flat Panel Detector
Test Item : Band Edge Data
Test Date : 2019/10/04
Test Mode : Mode 2 SISO B: Transmit (802.11n-20BW_7.2Mbps)-Channel 165 (5825MHz)

Horizontal

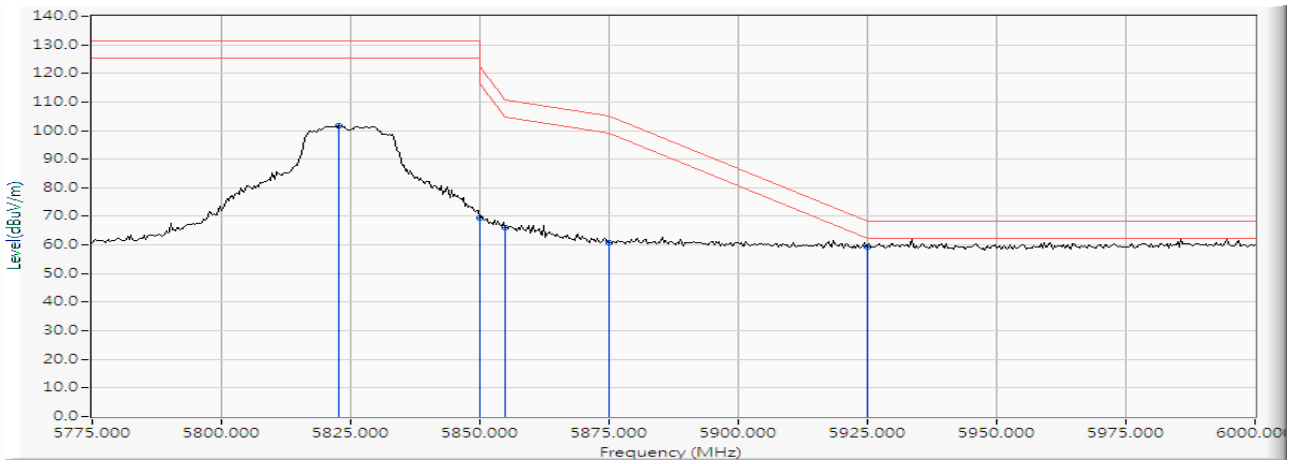

		Frequency (MHz)	Correct Factor (dB)	Reading Level (dBuV)	Measure Level (dBuV/m)	Margin (dB)	Limit (dBuV/m)	Detector Type
1		5822.609	16.943	84.629	101.572	-29.628	131.200	PEAK
2		5850.000	17.081	52.465	69.546	-52.654	122.200	PEAK
3		5855.000	17.106	48.850	65.956	-44.844	110.800	PEAK
4		5875.000	17.208	43.669	60.877	-44.323	105.200	PEAK
5	*	5925.000	17.361	41.994	59.355	-8.865	68.220	PEAK

Product : Flat Panel Detector
Test Item : Band Edge Data
Test Date : 2019/10/04
Test Mode : Mode 2 SISO B: Transmit (802.11n-20BW_7.2Mbps)-Channel 165 (5825MHz)

Vertical

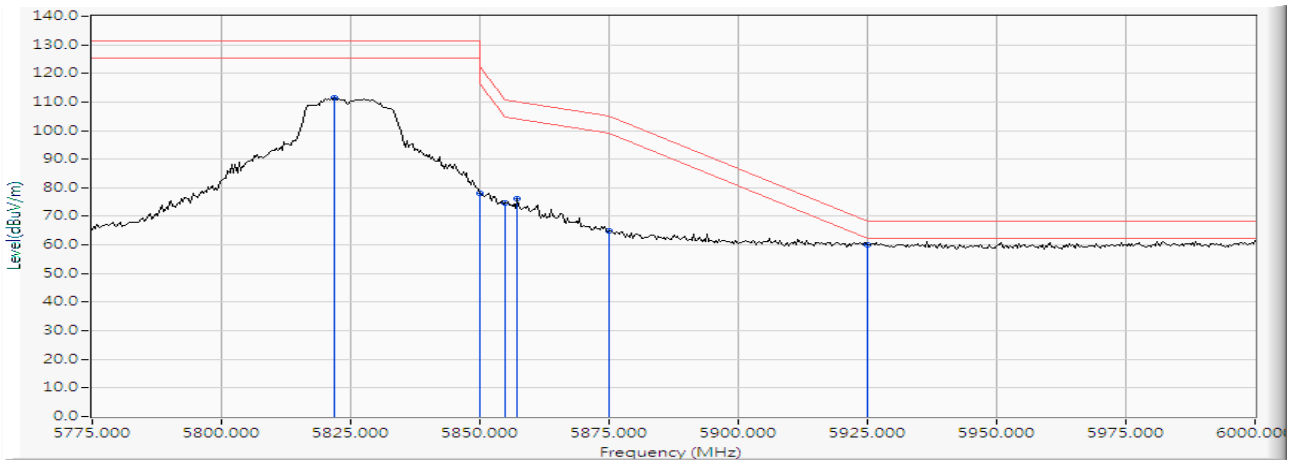

		Frequency (MHz)	Correct Factor (dB)	Reading Level (dBuV)	Measure Level (dBuV/m)	Margin (dB)	Limit (dBuV/m)	Detector Type
1		5821.957	16.940	94.415	111.355	-19.845	131.200	PEAK
2		5850.000	17.081	60.844	77.925	-44.275	122.200	PEAK
3		5855.000	17.106	57.442	74.548	-36.252	110.800	PEAK
4		5857.174	17.118	59.038	76.155	-34.036	110.191	PEAK
5		5875.000	17.208	47.684	64.892	-40.308	105.200	PEAK
6	*	5925.000	17.361	42.713	60.074	-8.146	68.220	PEAK

Product : Flat Panel Detector
Test Item : Band Edge Data
Test Date : 2019/10/03
Test Mode : Mode 2 SISO B: Transmit (802.11n-40BW_15Mbps)-Channel 38 (5190MHz)

Horizontal

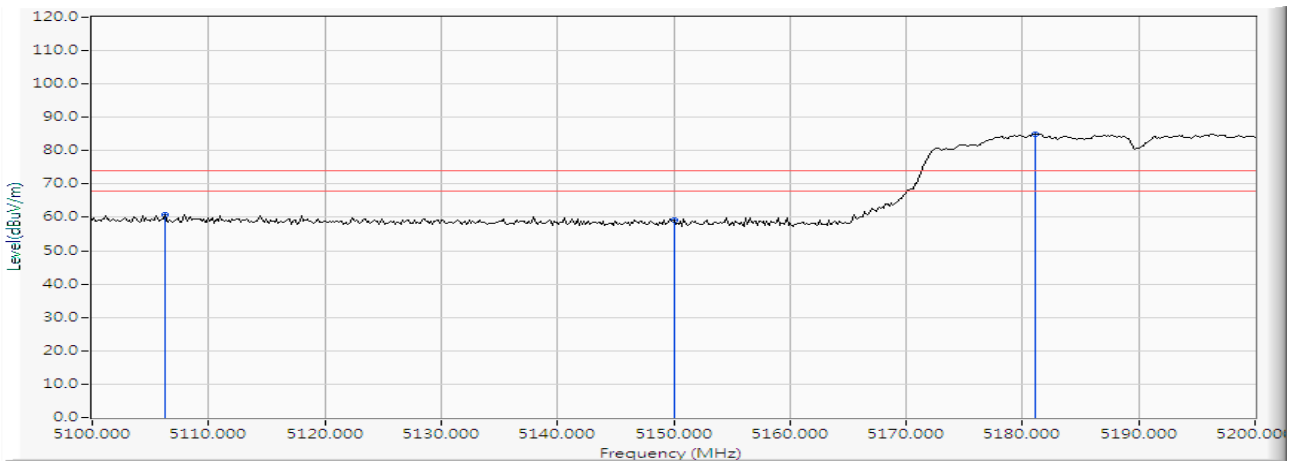

		Frequency (MHz)	Correct Factor (dB)	Reading Level (dBuV)	Measure Level (dBuV/m)	Margin (dB)	Limit (dBuV/m)	Detector Type
1		5106.232	16.671	44.012	60.683	-13.317	74.000	PEAK
2		5150.000	16.185	43.042	59.227	-14.773	74.000	PEAK
3	*	5181.159	15.829	69.248	85.077	--	--	PEAK

Note:

1. All readings above 1GHz are performed with peak and/or average measurements as necessary.
2. Measurement Level = Reading Level + Correct Factor.
3. The average measurement was not performed when the peak measured data under the limit of average detection.

Product : Flat Panel Detector
Test Item : Band Edge Data
Test Date : 2019/10/03
Test Mode : Mode 2 SISO B: Transmit (802.11n-40BW_15Mbps)-Channel 38 (5190MHz)

Horizontal

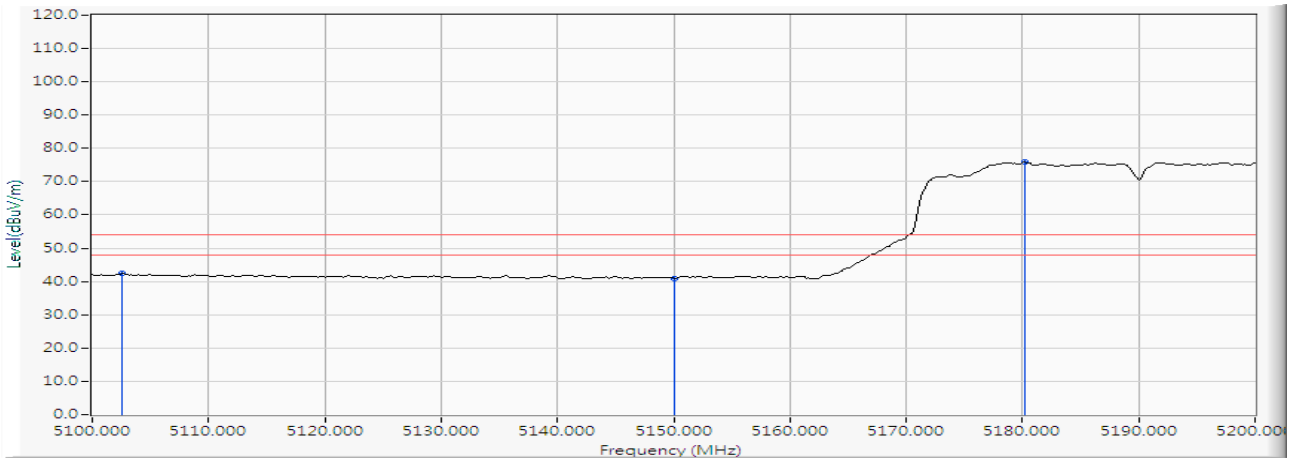

		Frequency (MHz)	Correct Factor (dB)	Reading Level (dBuV)	Measure Level (dBuV/m)	Margin (dB)	Limit (dBuV/m)	Detector Type
1		5102.609	16.705	25.602	42.308	-11.692	54.000	AVERAGE
2		5150.000	16.185	24.783	40.968	-13.032	54.000	AVERAGE
3	*	5180.145	15.841	59.939	75.780	--	--	AVERAGE

Note:

1. All readings above 1GHz are performed with peak and/or average measurements as necessary.
2. Measurement Level = Reading Level + Correct Factor.
3. The average measurement was not performed when the peak measured data under the limit of average detection.

Product : Flat Panel Detector
Test Item : Band Edge Data
Test Date : 2019/10/03
Test Mode : Mode 2 SISO B: Transmit (802.11n-40BW_15Mbps)-Channel 38 (5190MHz)

Vertical

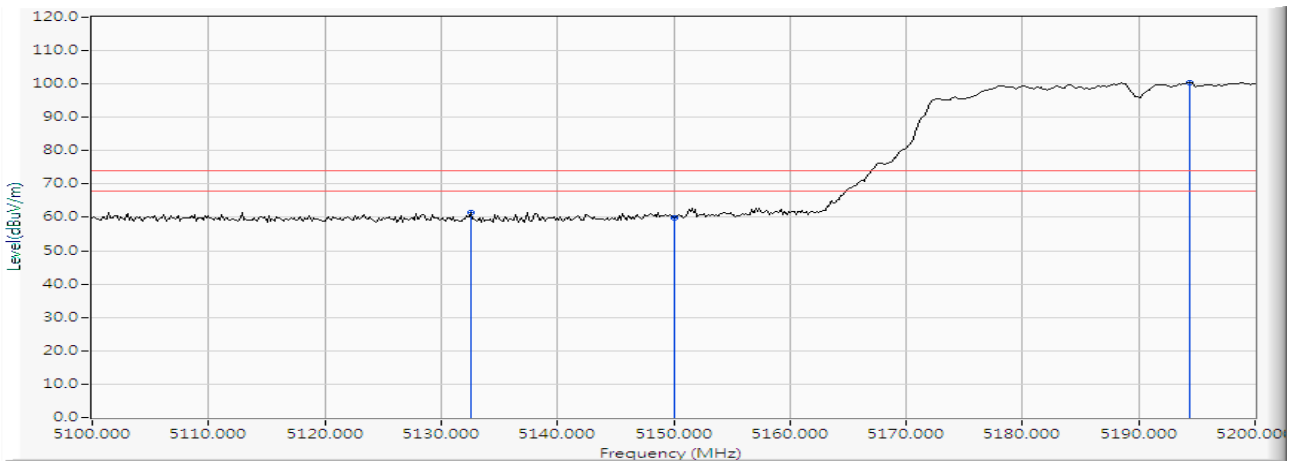

		Frequency (MHz)	Correct Factor (dB)	Reading Level (dBuV)	Measure Level (dBuV/m)	Margin (dB)	Limit (dBuV/m)	Detector Type
1		5132.609	16.384	44.945	61.329	-12.671	74.000	PEAK
2		5150.000	16.185	43.811	59.996	-14.004	74.000	PEAK
3	*	5194.348	15.680	84.778	100.457	--	--	PEAK

Note:

1. All readings above 1GHz are performed with peak and/or average measurements as necessary.
2. Measurement Level = Reading Level + Correct Factor.
3. The average measurement was not performed when the peak measured data under the limit of average detection.

Product	:	Flat Panel Detector
Test Item	:	Band Edge Data
Test Date	:	2019/10/03
Test Mode	:	Mode 2 SISO B: Transmit (802.11n-40BW_15Mbps)-Channel 38 (5190MHz)

Vertical

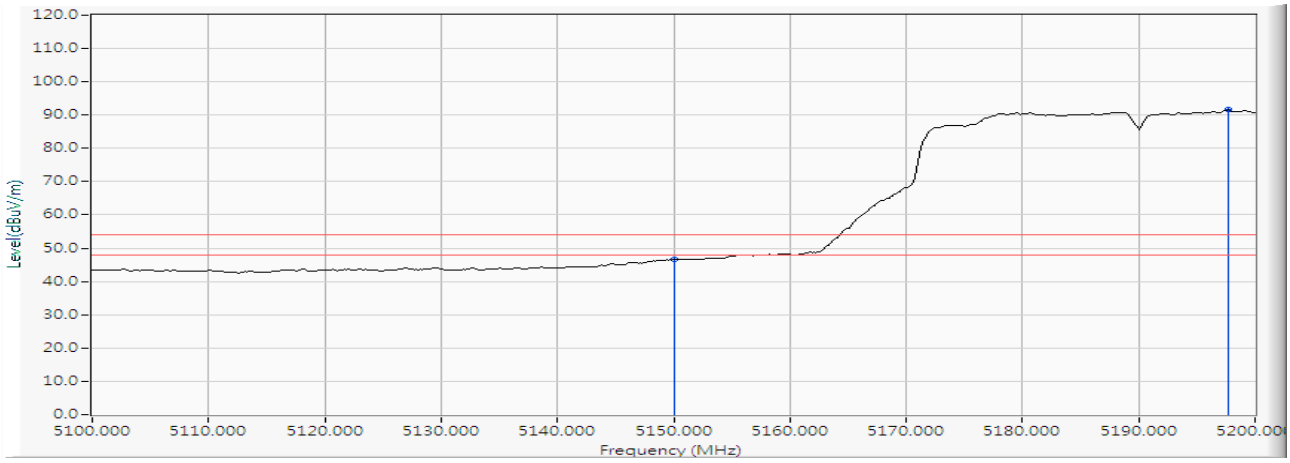

		Frequency (MHz)	Correct Factor (dB)	Reading Level (dBuV)	Measure Level (dBuV/m)	Margin (dB)	Limit (dBuV/m)	Detector Type
1		5150.000	16.185	30.320	46.505	-7.495	54.000	AVERAGE
2	*	5197.681	15.641	75.907	91.548	--	--	AVERAGE

Note:

1. All readings above 1GHz are performed with peak and/or average measurements as necessary.
2. Measurement Level = Reading Level + Correct Factor.
3. The average measurement was not performed when the peak measured data under the limit of average detection.

Product : Flat Panel Detector
Test Item : Band Edge Data
Test Date : 2019/10/04
Test Mode : Mode 2 SISO B: Transmit (802.11n-40BW_15Mbps)-Channel 62 (5310MHz)

Horizontal

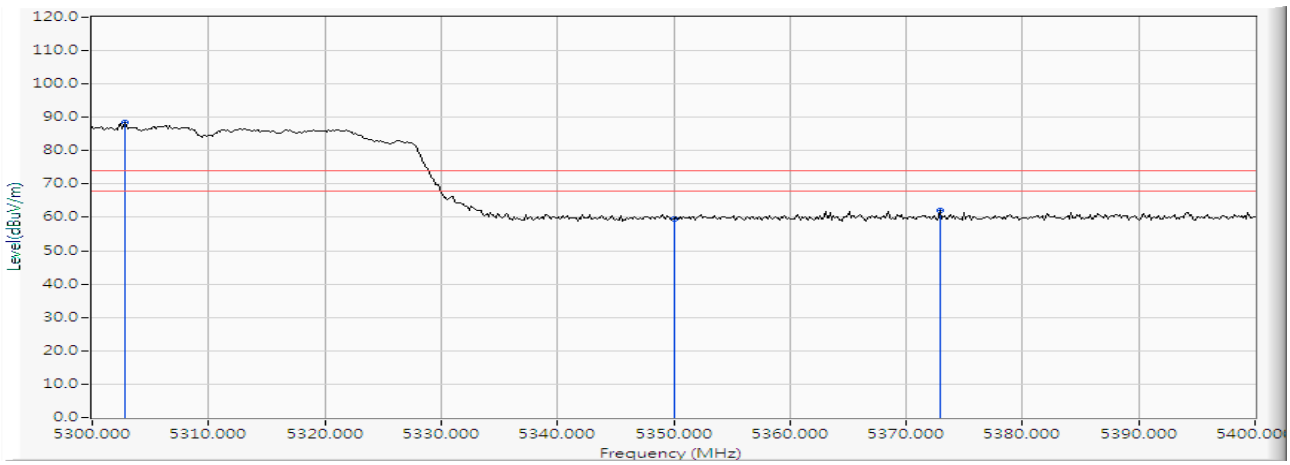

		Frequency (MHz)	Correct Factor (dB)	Reading Level (dBuV)	Measure Level (dBuV/m)	Margin (dB)	Limit (dBuV/m)	Detector Type
1	*	5302.754	15.406	73.147	88.553	--	--	PEAK
2		5350.000	15.865	43.532	59.396	-14.604	74.000	PEAK
3		5372.899	16.086	45.963	62.049	-11.951	74.000	PEAK

Note:

1. All readings above 1GHz are performed with peak and/or average measurements as necessary.
2. Measurement Level = Reading Level + Correct Factor.
3. The average measurement was not performed when the peak measured data under the limit of average detection.

Product : Flat Panel Detector
Test Item : Band Edge Data
Test Date : 2019/10/04
Test Mode : Mode 2 SISO B: Transmit (802.11n-40BW_15Mbps)-Channel 62 (5310MHz)

Horizontal

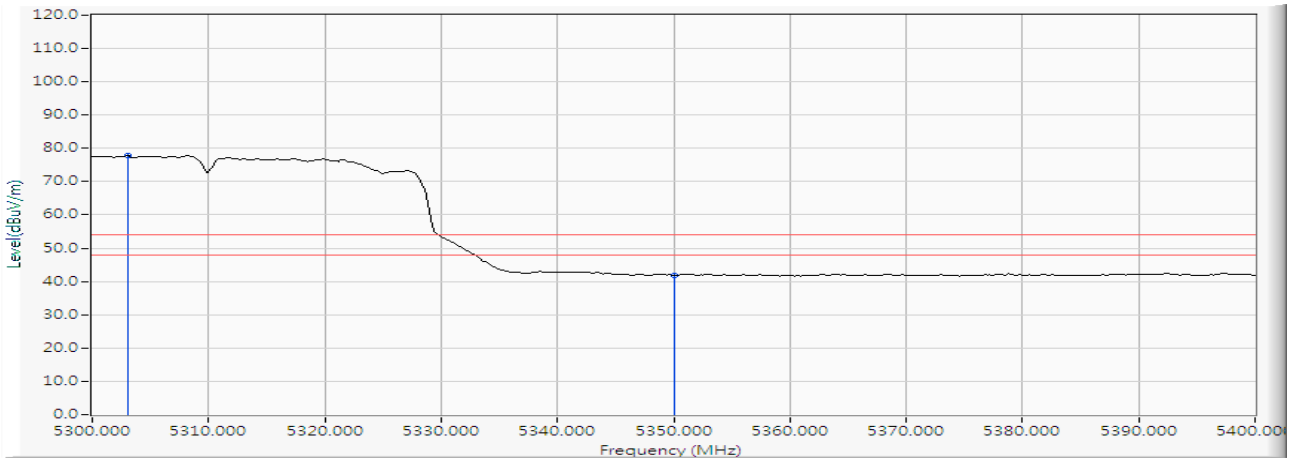

		Frequency (MHz)	Correct Factor (dB)	Reading Level (dBuV)	Measure Level (dBuV/m)	Margin (dB)	Limit (dBuV/m)	Detector Type
1	*	5303.043	15.409	62.460	77.869	--	--	AVERAGE
2		5350.000	15.865	25.922	41.786	-12.214	54.000	AVERAGE

Note:

1. All readings above 1GHz are performed with peak and/or average measurements as necessary.
2. Measurement Level = Reading Level + Correct Factor.
3. The average measurement was not performed when the peak measured data under the limit of average detection.

Product : Flat Panel Detector
Test Item : Band Edge Data
Test Date : 2019/10/03
Test Mode : Mode 2 SISO B: Transmit (802.11n-40BW_15Mbps)-Channel 62 (5310MHz)

Vertical

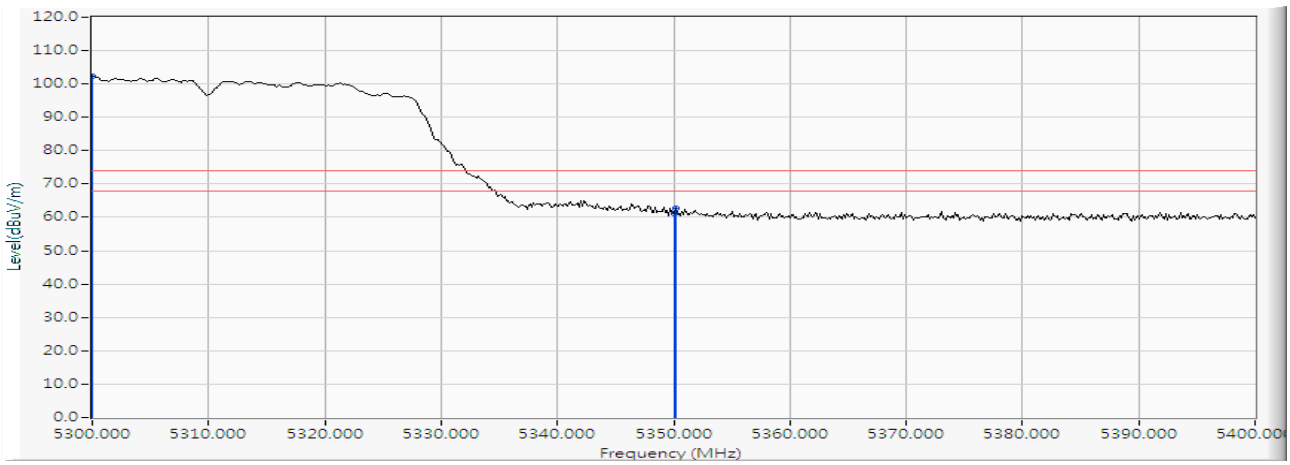

		Frequency (MHz)	Correct Factor (dB)	Reading Level (dBuV)	Measure Level (dBuV/m)	Margin (dB)	Limit (dBuV/m)	Detector Type
1	*	5300.000	15.385	87.022	102.406	--	--	PEAK
2		5350.000	15.865	45.367	61.231	-12.769	74.000	PEAK
3		5350.145	15.865	46.908	62.774	-11.226	74.000	PEAK

Note:

1. All readings above 1GHz are performed with peak and/or average measurements as necessary.
2. Measurement Level = Reading Level + Correct Factor.
3. The average measurement was not performed when the peak measured data under the limit of average detection.

Product : Flat Panel Detector
Test Item : Band Edge Data
Test Date : 2019/10/03
Test Mode : Mode 2 SISO B: Transmit (802.11n-40BW_15Mbps)-Channel 62 (5310MHz)

Vertical

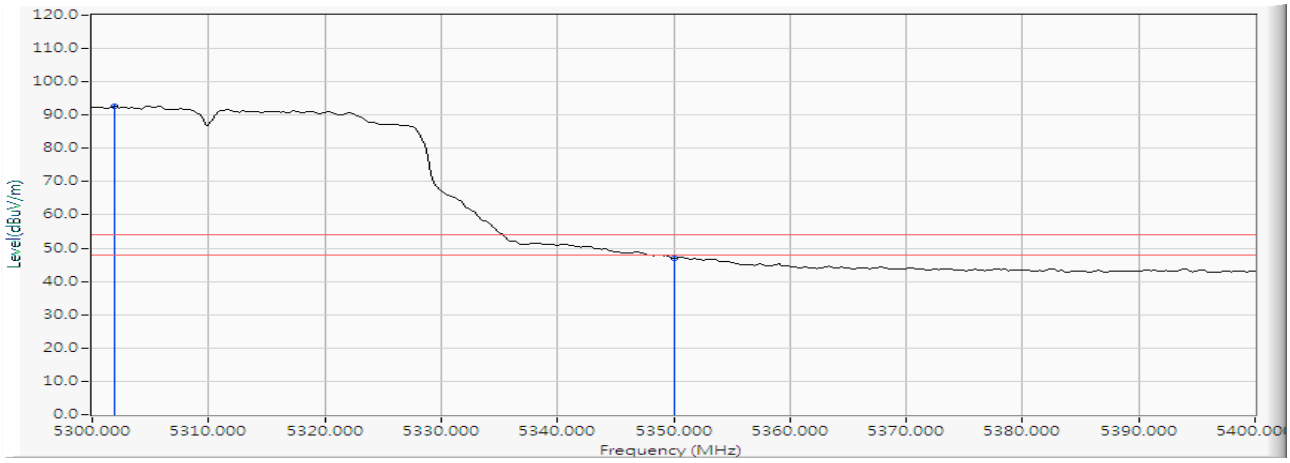

		Frequency (MHz)	Correct Factor (dB)	Reading Level (dBuV)	Measure Level (dBuV/m)	Margin (dB)	Limit (dBuV/m)	Detector Type
1	*	5301.884	15.398	77.268	92.666	--	--	AVERAGE
2		5350.000	15.865	31.203	47.067	-6.933	54.000	AVERAGE

Note:

1. All readings above 1GHz are performed with peak and/or average measurements as necessary.
2. Measurement Level = Reading Level + Correct Factor.
3. The average measurement was not performed when the peak measured data under the limit of average detection.

Product : Flat Panel Detector
Test Item : Band Edge Data
Test Date : 2019/10/04
Test Mode : Mode 2 SISO B: Transmit (802.11n-40BW_15Mbps)-Channel 102 (5510MHz)

Horizontal

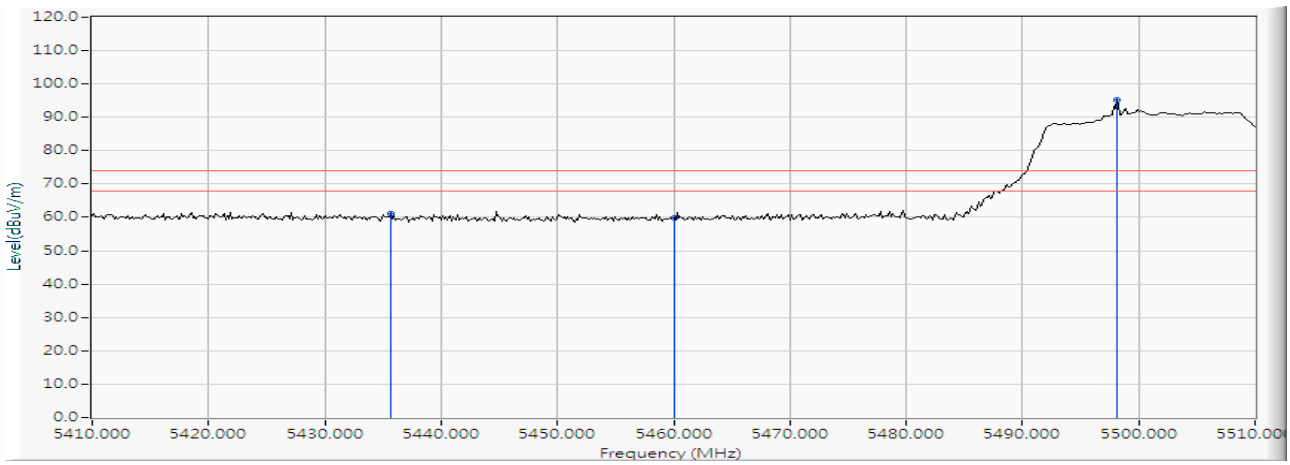

		Frequency (MHz)	Correct Factor (dB)	Reading Level (dBuV)	Measure Level (dBuV/m)	Margin (dB)	Limit (dBuV/m)	Detector Type
1		5435.652	16.659	44.592	61.251	-12.749	74.000	PEAK
2		5460.000	16.870	42.939	59.809	-14.191	74.000	PEAK
3	*	5498.116	17.166	78.001	95.168	--	--	PEAK

Note:

1. All readings above 1GHz are performed with peak and/or average measurements as necessary.
2. Measurement Level = Reading Level + Correct Factor.
3. The average measurement was not performed when the peak measured data under the limit of average detection.

Product : Flat Panel Detector
Test Item : Band Edge Data
Test Date : 2019/10/04
Test Mode : Mode 2 SISO B: Transmit (802.11n-40BW_15Mbps)-Channel 102 (5510MHz)

Horizontal

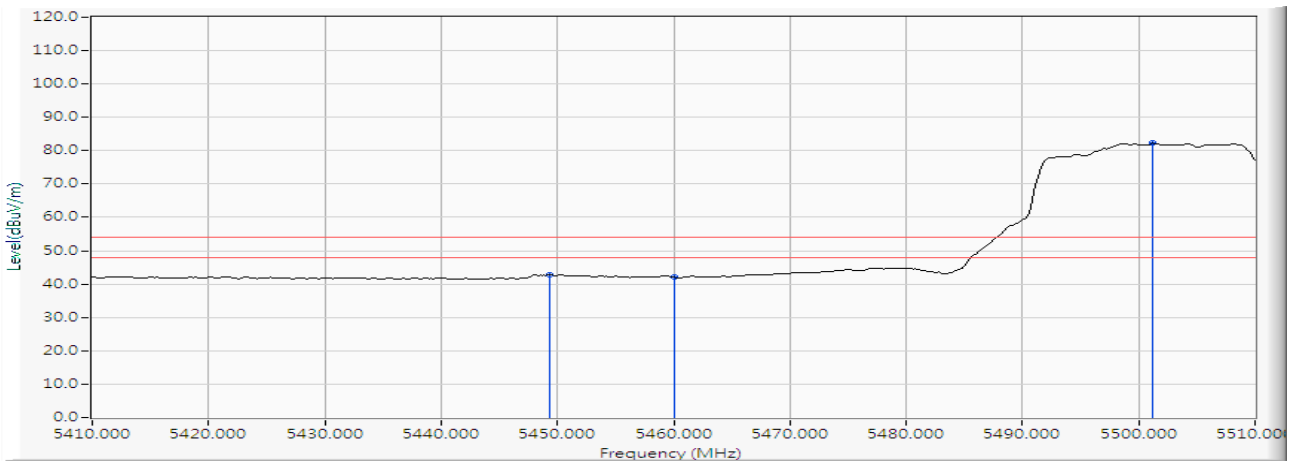

		Frequency (MHz)	Correct Factor (dB)	Reading Level (dBuV)	Measure Level (dBuV/m)	Margin (dB)	Limit (dBuV/m)	Detector Type
1		5449.275	16.777	26.023	42.800	-11.200	54.000	AVERAGE
2		5460.000	16.870	25.137	42.007	-11.993	54.000	AVERAGE
3	*	5501.159	17.183	65.037	82.220	--	--	AVERAGE

Note:

1. All readings above 1GHz are performed with peak and/or average measurements as necessary.
2. Measurement Level = Reading Level + Correct Factor.
3. The average measurement was not performed when the peak measured data under the limit of average detection.

Product : Flat Panel Detector
Test Item : Band Edge Data
Test Date : 2019/10/04
Test Mode : Mode 2 SISO B: Transmit (802.11n-40BW_15Mbps)-Channel 102 (5510MHz)

Vertical

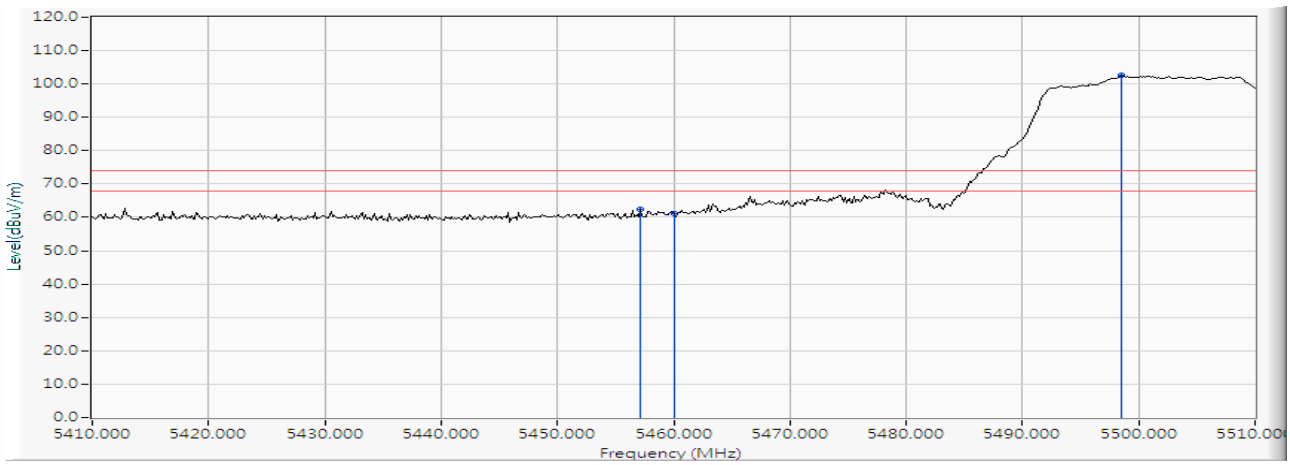

		Frequency (MHz)	Correct Factor (dB)	Reading Level (dBuV)	Measure Level (dBuV/m)	Margin (dB)	Limit (dBuV/m)	Detector Type
1		5457.101	16.844	45.474	62.319	-11.681	74.000	PEAK
2		5460.000	16.870	44.105	60.975	-13.025	74.000	PEAK
3	*	5498.551	17.170	85.416	102.585	--	--	PEAK

Note:

1. All readings above 1GHz are performed with peak and/or average measurements as necessary.
2. Measurement Level = Reading Level + Correct Factor.
3. The average measurement was not performed when the peak measured data under the limit of average detection.

Product : Flat Panel Detector
Test Item : Band Edge Data
Test Date : 2019/10/04
Test Mode : Mode 2 SISO B: Transmit (802.11n-40BW_15Mbps)-Channel 102 (5510MHz)

Vertical

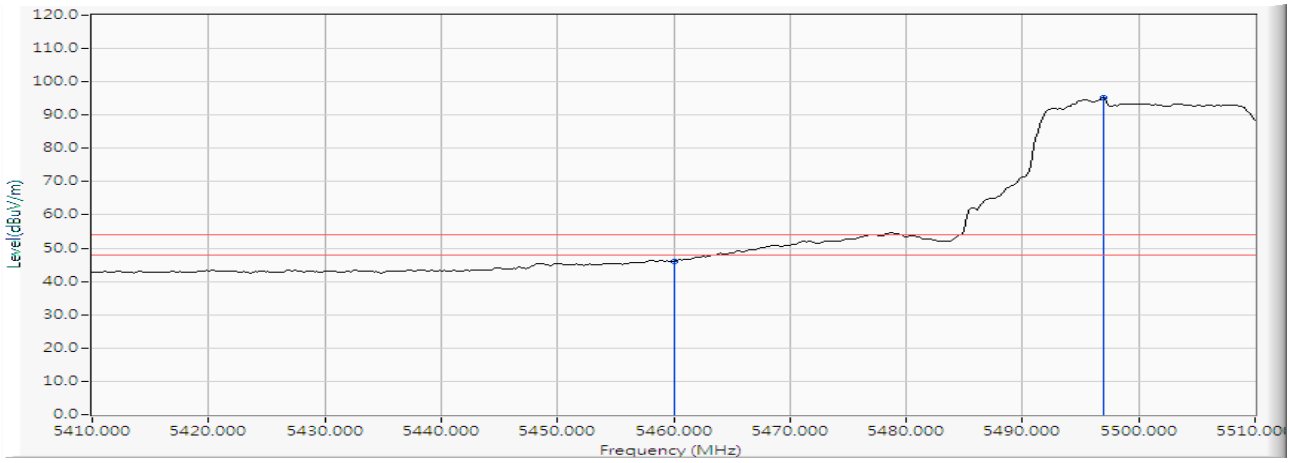

		Frequency (MHz)	Correct Factor (dB)	Reading Level (dBuV)	Measure Level (dBuV/m)	Margin (dB)	Limit (dBuV/m)	Detector Type
1		5460.000	16.870	29.118	45.988	-8.012	54.000	AVERAGE
2	*	5496.957	17.162	78.004	95.165	--	--	AVERAGE

Note:

1. All readings above 1GHz are performed with peak and/or average measurements as necessary.
2. Measurement Level = Reading Level + Correct Factor.
3. The average measurement was not performed when the peak measured data under the limit of average detection.

Product : Flat Panel Detector
Test Item : Band Edge Data
Test Date : 2019/10/04
Test Mode : Mode 2 SISO B: Transmit (802.11n-40BW_15Mbps)-Channel 102 (5510MHz)

Horizontal

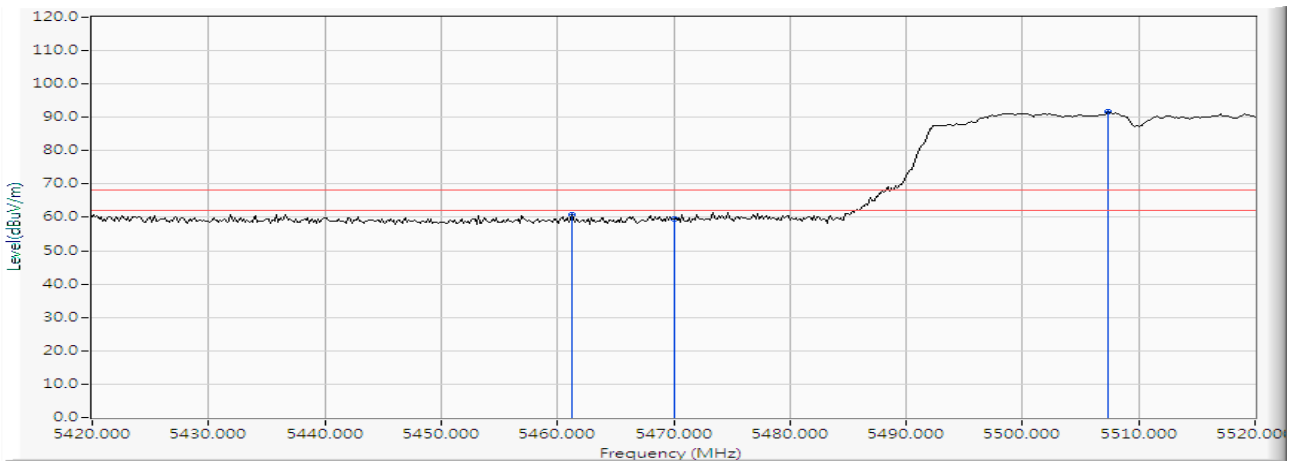

		Frequency (MHz)	Correct Factor (dB)	Reading Level (dBuV)	Measure Level (dBuV/m)	Margin (dB)	Limit (dBuV/m)	Detector Type
1		5461.304	16.881	43.920	60.801	-7.419	68.220	PEAK
2		5470.000	16.957	42.680	59.637	-8.583	68.220	PEAK
3	*	5507.391	17.196	74.467	91.663	--	--	PEAK

Product : Flat Panel Detector
Test Item : Band Edge Data
Test Date : 2019/10/04
Test Mode : Mode 2 SISO B: Transmit (802.11n-40BW_15Mbps)-Channel 102 (5510MHz)

Vertical

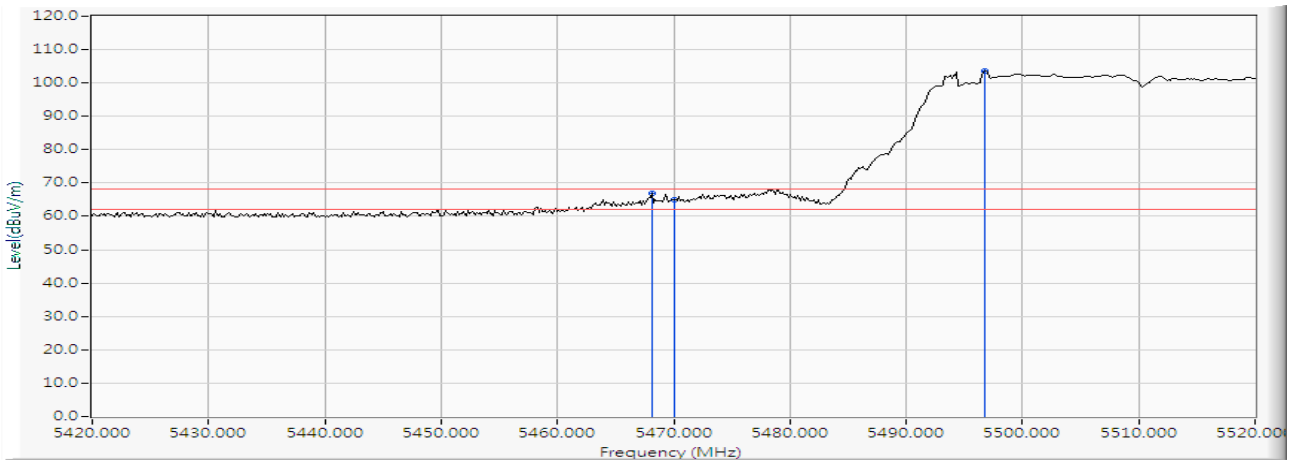

		Frequency (MHz)	Correct Factor (dB)	Reading Level (dBuV)	Measure Level (dBuV/m)	Margin (dB)	Limit (dBuV/m)	Detector Type
1		5468.116	16.940	49.851	66.791	-1.429	68.220	PEAK
2		5470.000	16.957	48.007	64.964	-3.256	68.220	PEAK
3	*	5496.812	17.160	86.367	103.527	--	--	PEAK

Product : Flat Panel Detector
Test Item : Band Edge Data
Test Date : 2019/10/04
Test Mode : Mode 2 SISO B: Transmit (802.11n-40BW_15Mbps)-Channel 134 (5670MHz)

Horizontal

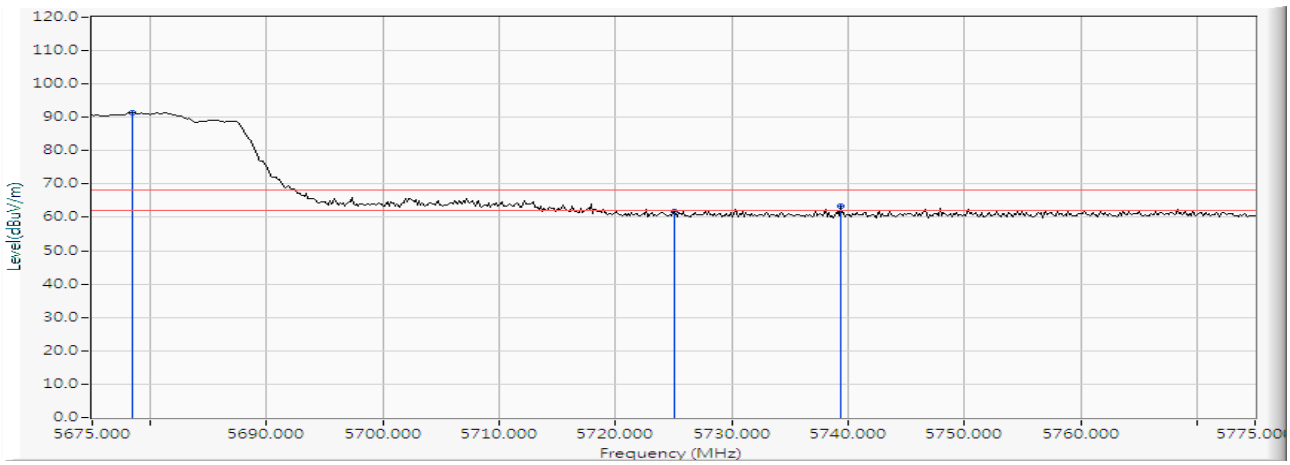

		Frequency (MHz)	Correct Factor (dB)	Reading Level (dBuV)	Measure Level (dBuV/m)	Margin (dB)	Limit (dBuV/m)	Detector Type
1	*	5678.478	16.687	74.762	91.450	--	--	PEAK
2		5725.000	16.624	45.033	61.657	-6.563	68.220	PEAK
3		5739.348	16.624	46.601	63.226	-4.994	68.220	PEAK

Product : Flat Panel Detector
Test Item : Band Edge Data
Test Date : 2019/10/04
Test Mode : Mode 2 SISO B: Transmit (802.11n-40BW_15Mbps)-Channel 134 (5670MHz)

Vertical

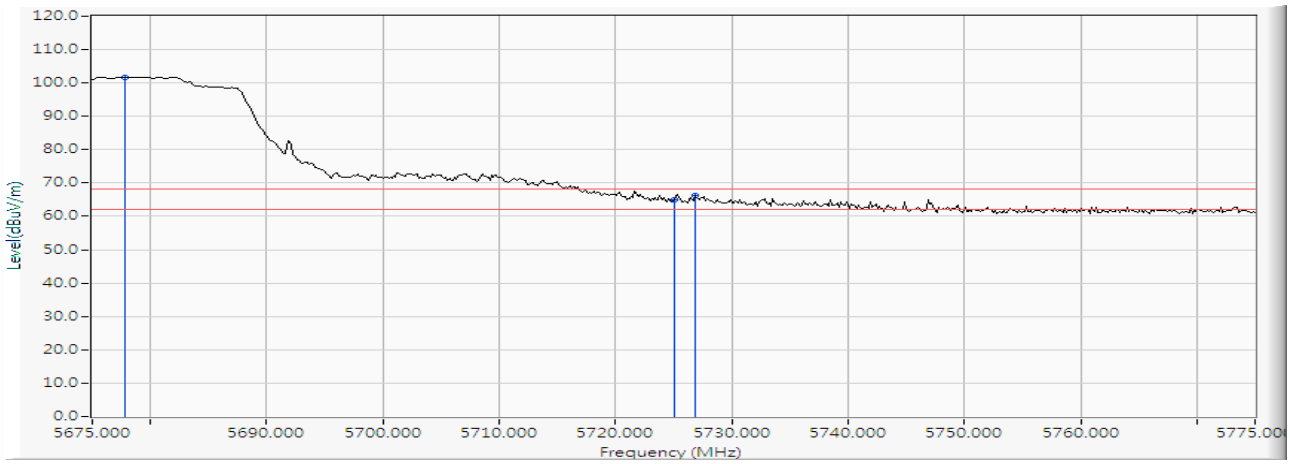

		Frequency (MHz)	Correct Factor (dB)	Reading Level (dBuV)	Measure Level (dBuV/m)	Margin (dB)	Limit (dBuV/m)	Detector Type
1	*	5677.754	16.690	85.120	101.810	--	--	PEAK
2		5725.000	16.624	48.450	65.074	-3.146	68.220	PEAK
3		5726.884	16.624	49.781	66.405	-1.815	68.220	PEAK

Product : Flat Panel Detector
Test Item : Band Edge Data
Test Date : 2019/10/04
Test Mode : Mode 2 SISO B: Transmit (802.11n-40BW_15Mbps)-Channel 151 (5755MHz)

Horizontal

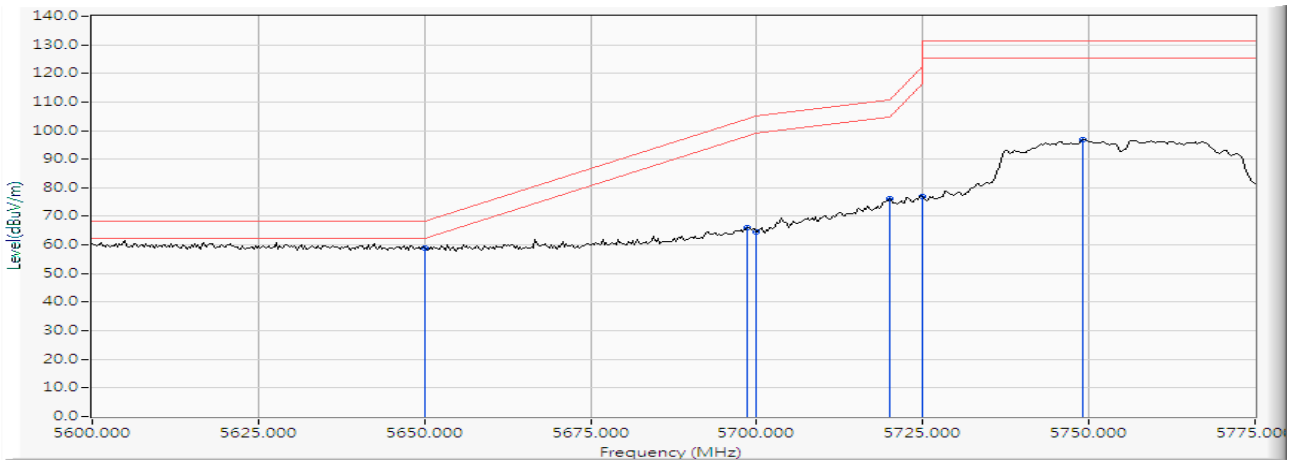

		Frequency (MHz)	Correct Factor (dB)	Reading Level (dBuV)	Measure Level (dBuV/m)	Margin (dB)	Limit (dBuV/m)	Detector Type
1	*	5650.000	16.772	42.150	58.922	-9.298	68.220	PEAK
2		5698.659	16.638	49.428	66.066	-38.142	104.208	PEAK
3		5700.000	16.636	48.006	64.642	-40.558	105.200	PEAK
4		5720.000	16.623	59.548	76.171	-34.629	110.800	PEAK
5		5725.000	16.624	60.504	77.128	-45.072	122.200	PEAK
6		5749.130	16.638	80.187	96.826	-34.374	131.200	PEAK

Product : Flat Panel Detector
Test Item : Band Edge Data
Test Date : 2019/10/04
Test Mode : Mode 2 SISO B: Transmit (802.11n-40BW_15Mbps)-Channel 151 (5755MHz)

Vertical

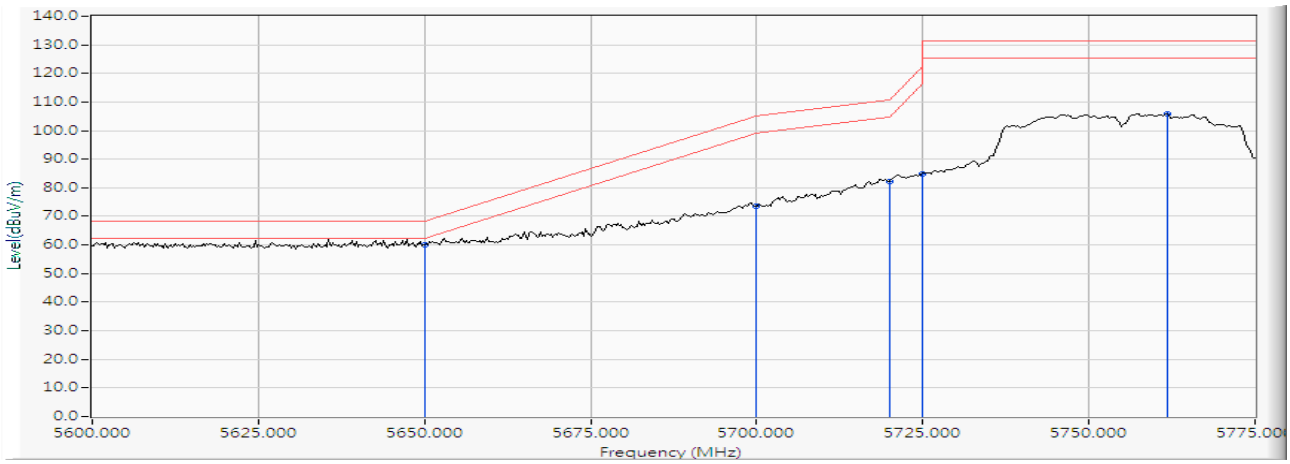

		Frequency (MHz)	Correct Factor (dB)	Reading Level (dBuV)	Measure Level (dBuV/m)	Margin (dB)	Limit (dBuV/m)	Detector Type
1	*	5650.000	16.772	43.337	60.109	-8.111	68.220	PEAK
2		5700.000	16.636	56.954	73.590	-31.610	105.200	PEAK
3		5720.000	16.623	65.750	82.373	-28.427	110.800	PEAK
4		5725.000	16.624	68.331	84.955	-37.245	122.200	PEAK
5		5761.812	16.673	89.053	105.726	-25.474	131.200	PEAK

Product : Flat Panel Detector
Test Item : Band Edge Data
Test Date : 2019/10/04
Test Mode : Mode 2 SISO B: Transmit (802.11n-40BW_15Mbps)-Channel 159 (5795MHz)

Horizontal

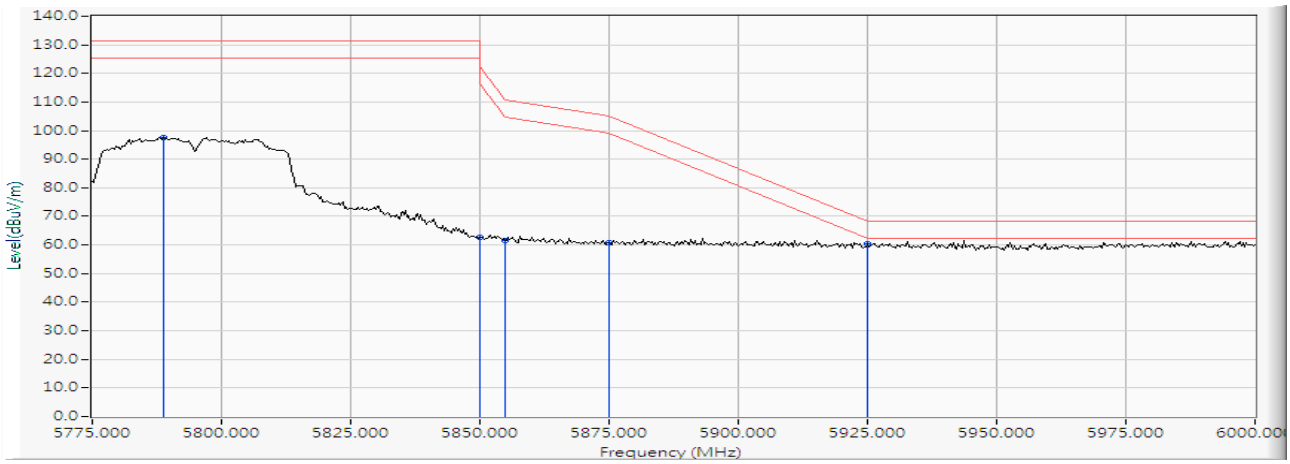

		Frequency (MHz)	Correct Factor (dB)	Reading Level (dBuV)	Measure Level (dBuV/m)	Margin (dB)	Limit (dBuV/m)	Detector Type
1		5788.696	16.782	80.858	97.640	-33.560	131.200	PEAK
2		5850.000	17.081	45.554	62.635	-59.565	122.200	PEAK
3		5855.000	17.106	44.500	61.606	-49.194	110.800	PEAK
4		5875.000	17.208	43.673	60.881	-44.319	105.200	PEAK
5	*	5925.000	17.361	42.883	60.244	-7.976	68.220	PEAK

Product : Flat Panel Detector
Test Item : Band Edge Data
Test Date : 2019/10/04
Test Mode : Mode 2 SISO B: Transmit (802.11n-40BW_15Mbps)-Channel 159 (5795MHz)

Vertical

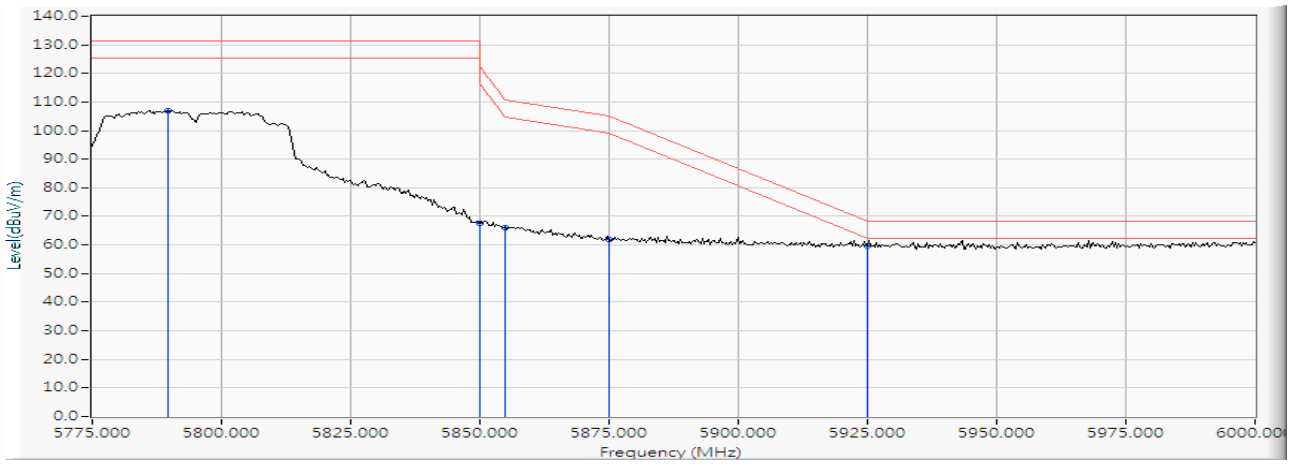

		Frequency (MHz)	Correct Factor (dB)	Reading Level (dBuV)	Measure Level (dBuV/m)	Margin (dB)	Limit (dBuV/m)	Detector Type
1		5789.674	16.786	90.327	107.113	-24.087	131.200	PEAK
2		5850.000	17.081	50.532	67.613	-54.587	122.200	PEAK
3		5855.000	17.106	49.007	66.113	-44.687	110.800	PEAK
4		5875.000	17.208	44.553	61.761	-43.439	105.200	PEAK
5	*	5925.000	17.361	42.497	59.858	-8.362	68.220	PEAK

Product : Flat Panel Detector
Test Item : Band Edge Data
Test Date : 2019/10/03
Test Mode : Mode 2 SISO B: Transmit (802.11ac-80BW_32.5Mbps) -Channel 42 (5210MHz)

Horizontal

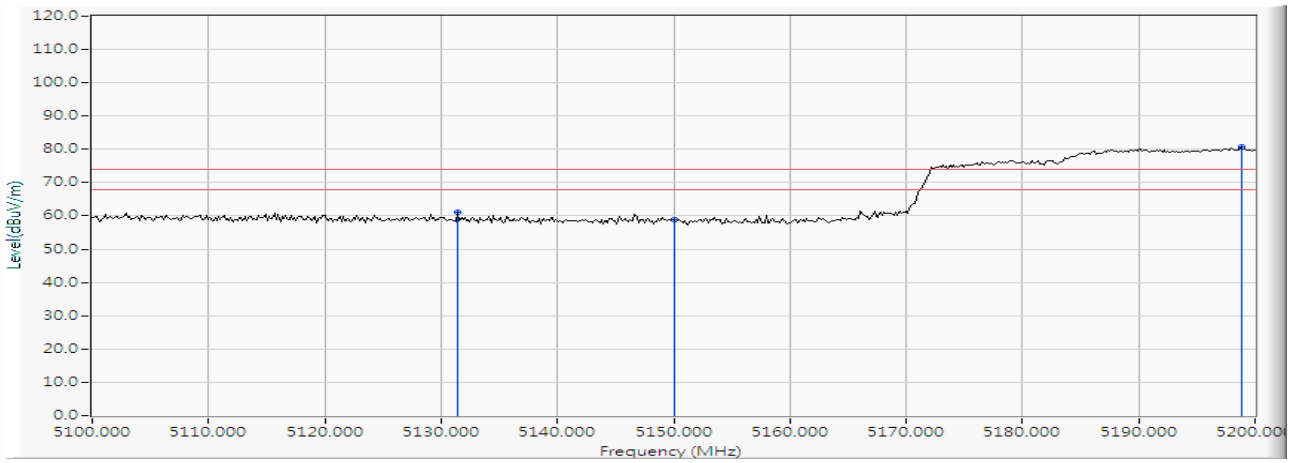

		Frequency (MHz)	Correct Factor (dB)	Reading Level (dBuV)	Measure Level (dBuV/m)	Margin (dB)	Limit (dBuV/m)	Detector Type
1		5131.449	16.397	44.676	61.073	-12.927	74.000	PEAK
2		5150.000	16.185	42.606	58.791	-15.209	74.000	PEAK
3	*	5198.841	15.628	65.172	80.800	--	--	PEAK

Note:

1. All readings above 1GHz are performed with peak and/or average measurements as necessary.
2. Measurement Level = Reading Level + Correct Factor.
3. The average measurement was not performed when the peak measured data under the limit of average detection.

Product : Flat Panel Detector
Test Item : Band Edge Data
Test Date : 2019/10/03
Test Mode : Mode 2 SISO B: Transmit (802.11ac-80BW_32.5Mbps) -Channel 42 (5210MHz)

Horizontal

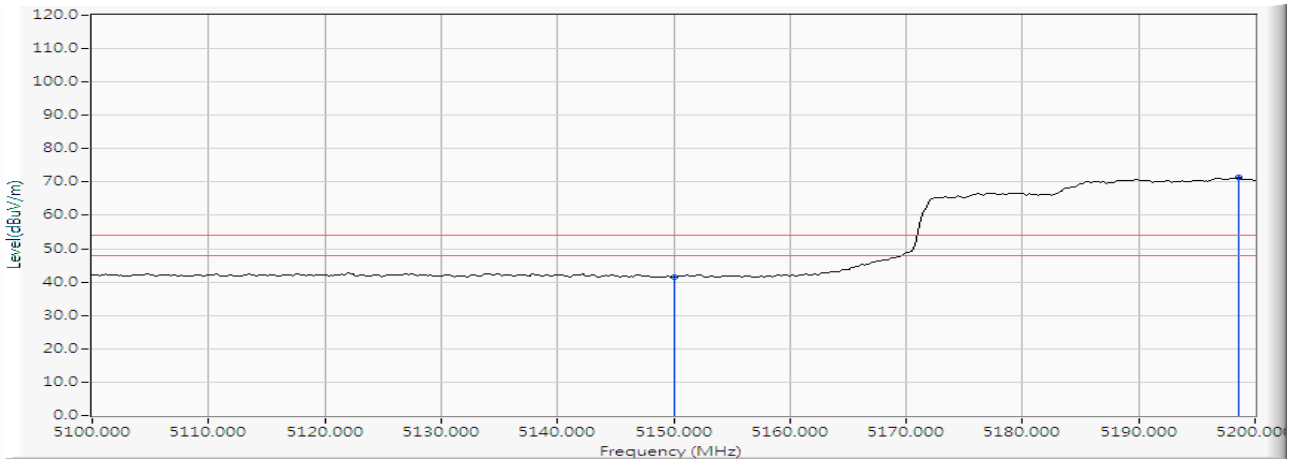

		Frequency (MHz)	Correct Factor (dB)	Reading Level (dBuV)	Measure Level (dBuV/m)	Margin (dB)	Limit (dBuV/m)	Detector Type
1		5150.000	16.185	25.429	41.614	-12.386	54.000	AVERAGE
2	*	5198.551	15.632	55.712	71.344	--	--	AVERAGE

Note:

1. All readings above 1GHz are performed with peak and/or average measurements as necessary.
2. Measurement Level = Reading Level + Correct Factor.
3. The average measurement was not performed when the peak measured data under the limit of average detection.

Product : Flat Panel Detector
Test Item : Band Edge Data
Test Date : 2019/10/03
Test Mode : Mode 2 SISO B: Transmit (802.11ac-80BW_32.5Mbps) -Channel 42 (5210MHz)

Vertical

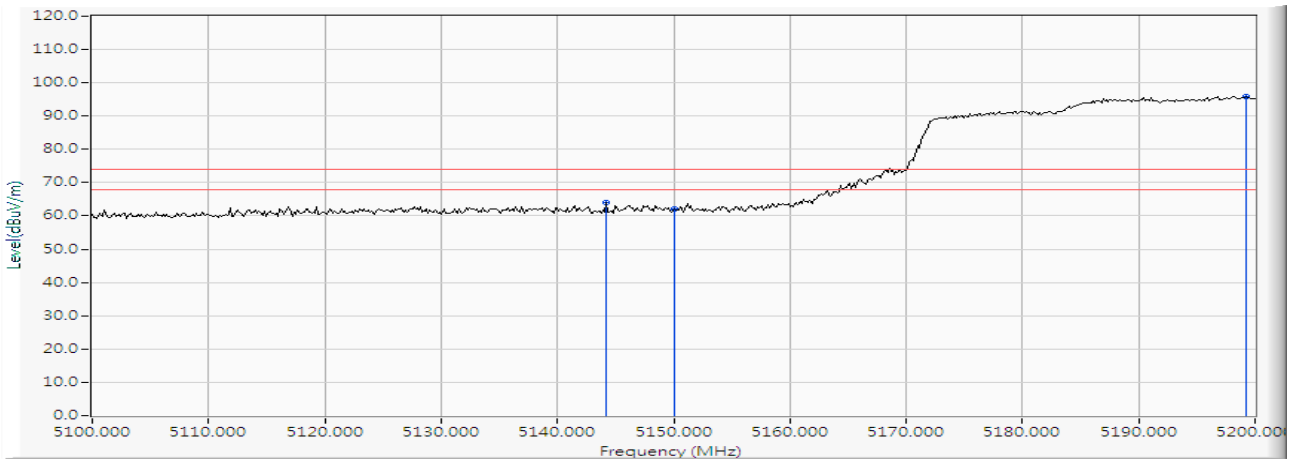

		Frequency (MHz)	Correct Factor (dB)	Reading Level (dBuV)	Measure Level (dBuV/m)	Margin (dB)	Limit (dBuV/m)	Detector Type
1		5144.203	16.251	47.744	63.995	-10.005	74.000	PEAK
2		5150.000	16.185	45.828	62.013	-11.987	74.000	PEAK
3	*	5199.275	15.624	80.301	95.925	--	--	PEAK

Note:

1. All readings above 1GHz are performed with peak and/or average measurements as necessary.
2. Measurement Level = Reading Level + Correct Factor.
3. The average measurement was not performed when the peak measured data under the limit of average detection.

Product : Flat Panel Detector
Test Item : Band Edge Data
Test Date : 2019/10/03
Test Mode : Mode 2 SISO B: Transmit (802.11ac-80BW_32.5Mbps) -Channel 42 (5210MHz)

Vertical

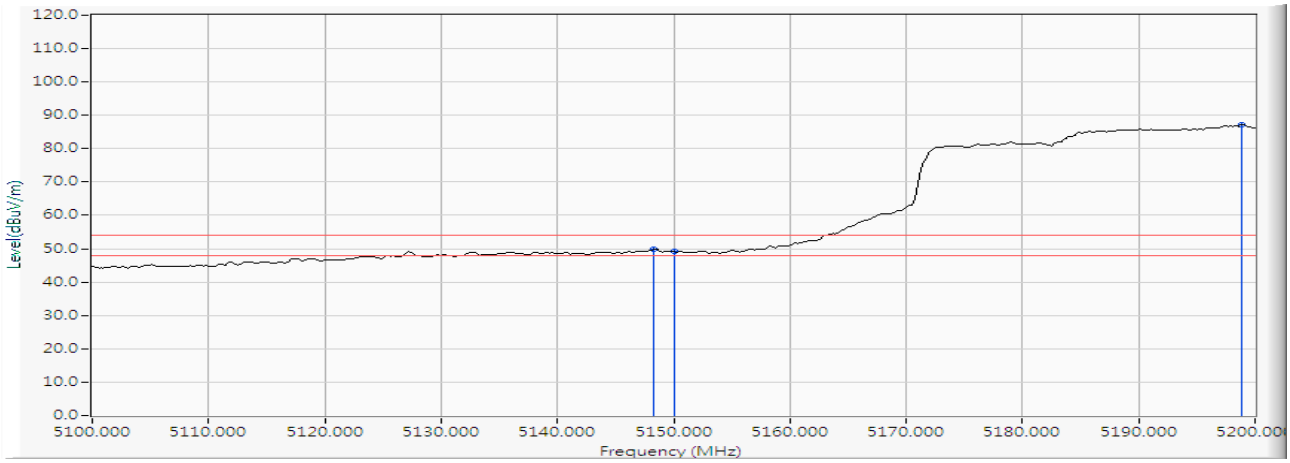

		Frequency (MHz)	Correct Factor (dB)	Reading Level (dBuV)	Measure Level (dBuV/m)	Margin (dB)	Limit (dBuV/m)	Detector Type
1		5148.261	16.205	33.607	49.812	-4.188	54.000	AVERAGE
2		5150.000	16.185	32.909	49.094	-4.906	54.000	AVERAGE
3	*	5198.841	15.628	71.606	87.234	--	--	AVERAGE

Note:

1. All readings above 1GHz are performed with peak and/or average measurements as necessary.
2. Measurement Level = Reading Level + Correct Factor.
3. The average measurement was not performed when the peak measured data under the limit of average detection.

Product : Flat Panel Detector
Test Item : Band Edge Data
Test Date : 2019/10/04
Test Mode : Mode 2 SISO B: Transmit (802.11ac-80BW_32.5Mbps) -Channel 58 (5290MHz)

Horizontal

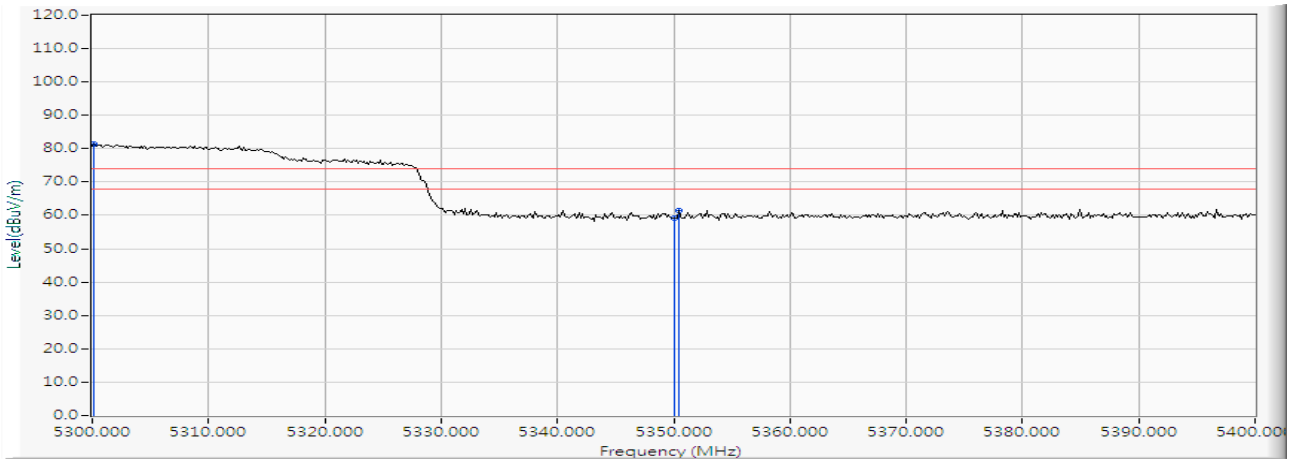

		Frequency (MHz)	Correct Factor (dB)	Reading Level (dBuV)	Measure Level (dBuV/m)	Margin (dB)	Limit (dBuV/m)	Detector Type
1	*	5300.145	15.385	65.931	81.316	--	--	PEAK
2		5350.000	15.865	43.310	59.174	-14.826	74.000	PEAK
3		5350.435	15.868	45.492	61.361	-12.639	74.000	PEAK

Note:

1. All readings above 1GHz are performed with peak and/or average measurements as necessary.
2. Measurement Level = Reading Level + Correct Factor.
3. The average measurement was not performed when the peak measured data under the limit of average detection.

Product : Flat Panel Detector
Test Item : Band Edge Data
Test Date : 2019/10/04
Test Mode : Mode 2 SISO B: Transmit (802.11ac-80BW_32.5Mbps) -Channel 58 (5290MHz)

Horizontal

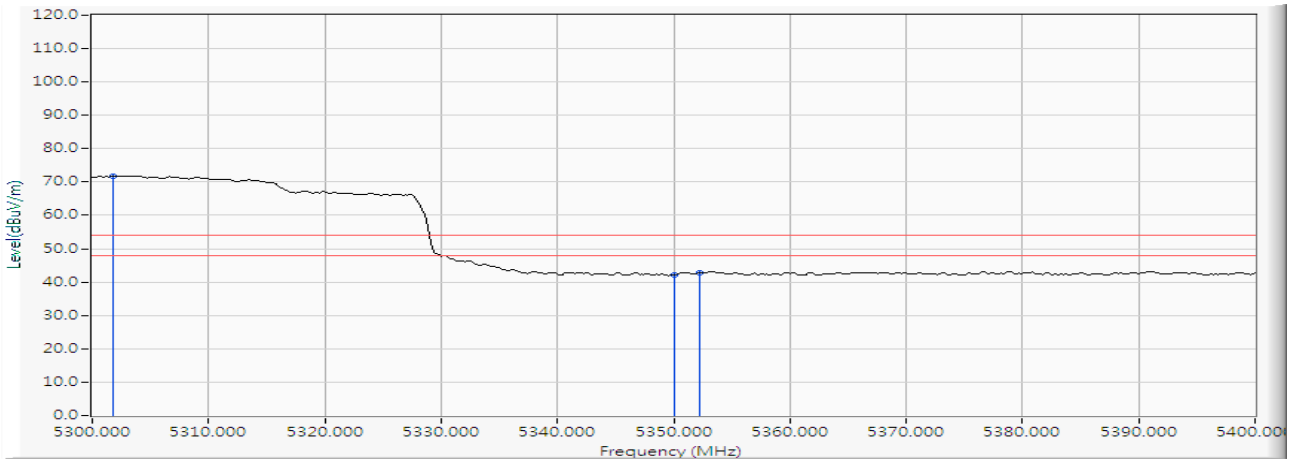

		Frequency (MHz)	Correct Factor (dB)	Reading Level (dBuV)	Measure Level (dBuV/m)	Margin (dB)	Limit (dBuV/m)	Detector Type
1	*	5301.739	15.397	56.485	71.881	--	--	AVERAGE
2		5350.000	15.865	26.345	42.209	-11.791	54.000	AVERAGE
3		5352.174	15.886	26.915	42.801	-11.199	54.000	AVERAGE

Note:

1. All readings above 1GHz are performed with peak and/or average measurements as necessary.
2. Measurement Level = Reading Level + Correct Factor.
3. The average measurement was not performed when the peak measured data under the limit of average detection.

Product : Flat Panel Detector
Test Item : Band Edge Data
Test Date : 2019/10/03
Test Mode : Mode 2 SISO B: Transmit (802.11ac-80BW_32.5Mbps) -Channel 58 (5290MHz)

Vertical

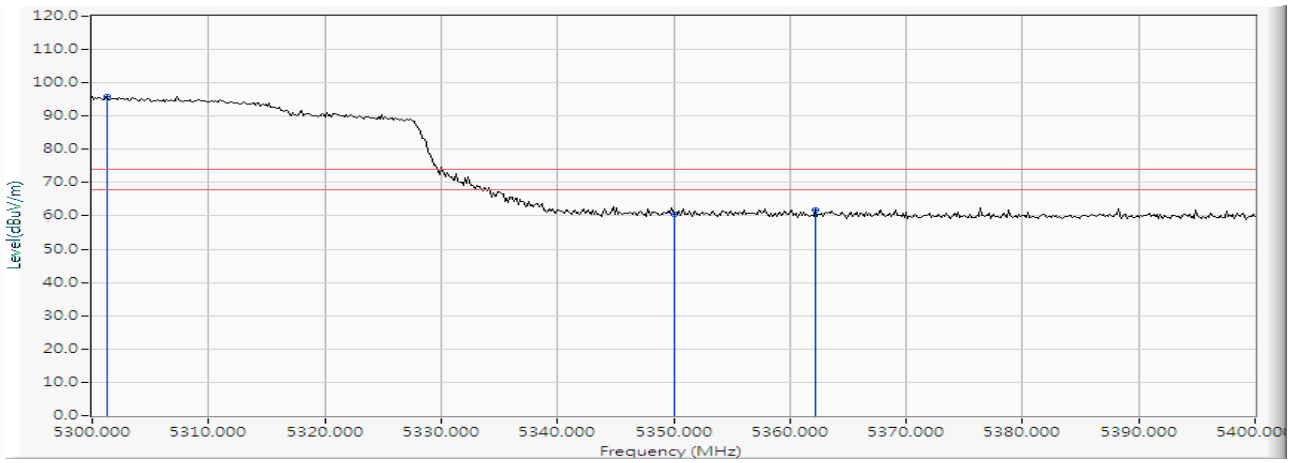

		Frequency (MHz)	Correct Factor (dB)	Reading Level (dBuV)	Measure Level (dBuV/m)	Margin (dB)	Limit (dBuV/m)	Detector Type
1	*	5301.304	15.392	80.408	95.800	--	--	PEAK
2		5350.000	15.865	44.635	60.499	-13.501	74.000	PEAK
3		5362.174	15.983	45.917	61.899	-12.101	74.000	PEAK

Note:

1. All readings above 1GHz are performed with peak and/or average measurements as necessary.
2. Measurement Level = Reading Level + Correct Factor.
3. The average measurement was not performed when the peak measured data under the limit of average detection.

Product	:	Flat Panel Detector
Test Item	:	Band Edge Data
Test Date	:	2019/10/03
Test Mode	:	Mode 2 SISO B: Transmit (802.11ac-80BW_32.5Mbps) -Channel 58 (5290MHz)

Vertical

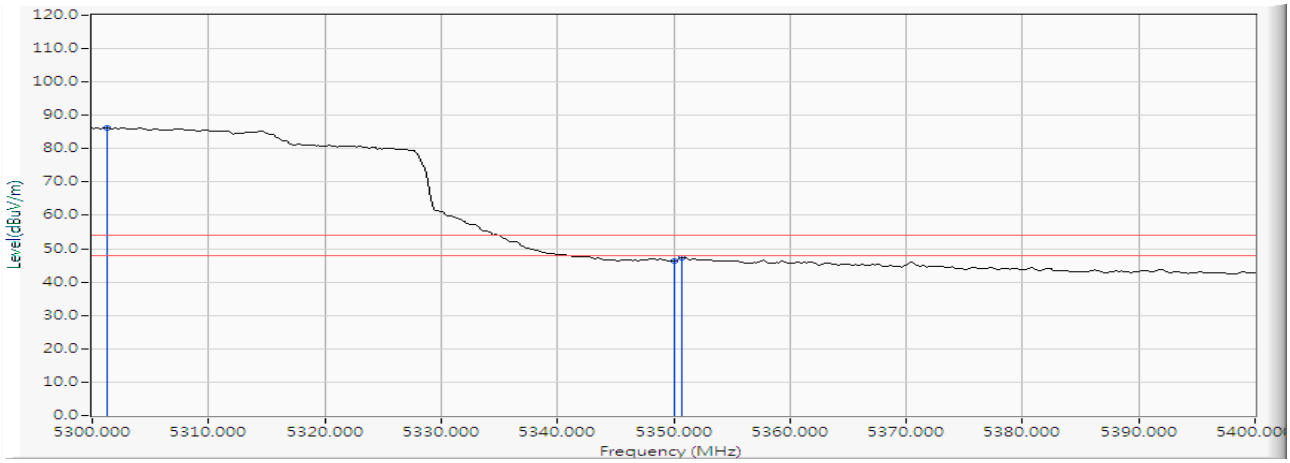

		Frequency (MHz)	Correct Factor (dB)	Reading Level (dBuV)	Measure Level (dBuV/m)	Margin (dB)	Limit (dBuV/m)	Detector Type
1	*	5301.304	15.392	70.873	86.265	--	--	AVERAGE
2		5350.000	15.865	30.316	46.180	-7.820	54.000	AVERAGE
3		5350.725	15.871	31.553	47.424	-6.576	54.000	AVERAGE

Note:

1. All readings above 1GHz are performed with peak and/or average measurements as necessary.
2. Measurement Level = Reading Level + Correct Factor.
3. The average measurement was not performed when the peak measured data under the limit of average detection.

Product : Flat Panel Detector
Test Item : Band Edge Data
Test Date : 2019/10/04
Test Mode : Mode 2 SISO B: Transmit (802.11ac-80BW_32.5Mbps) -Channel 106 (5530MHz)

Horizontal

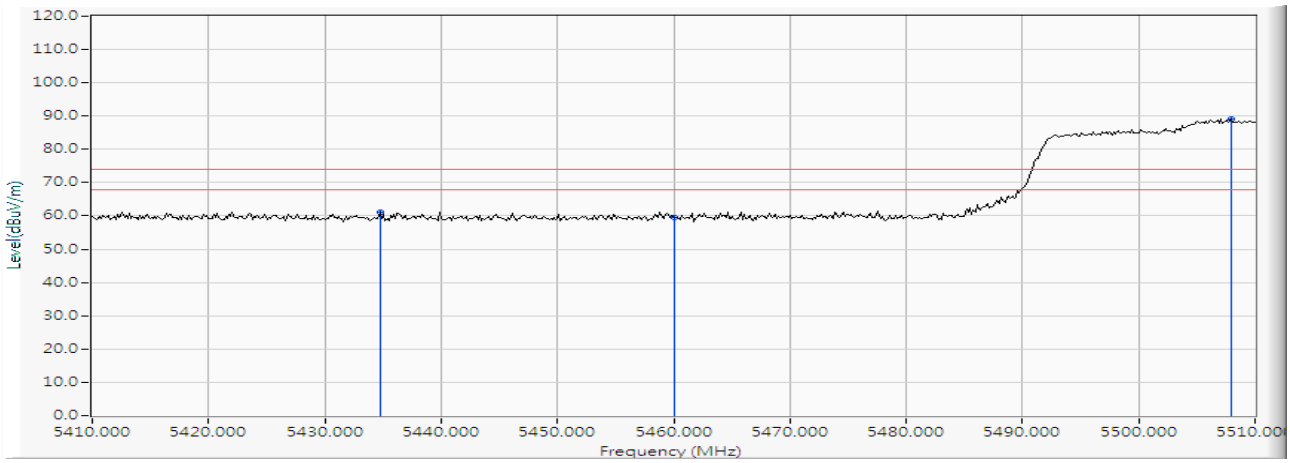

		Frequency (MHz)	Correct Factor (dB)	Reading Level (dBuV)	Measure Level (dBuV/m)	Margin (dB)	Limit (dBuV/m)	Detector Type
1		5434.783	16.651	44.435	61.086	-12.914	74.000	PEAK
2		5460.000	16.870	42.691	59.561	-14.439	74.000	PEAK
3	*	5507.971	17.194	71.818	89.012	--	--	PEAK

Note:

1. All readings above 1GHz are performed with peak and/or average measurements as necessary.
2. Measurement Level = Reading Level + Correct Factor.
3. The average measurement was not performed when the peak measured data under the limit of average detection.

Product : Flat Panel Detector
Test Item : Band Edge Data
Test Date : 2019/10/04
Test Mode : Mode 2 SISO B: Transmit (802.11ac-80BW_32.5Mbps) -Channel 106 (5530MHz)

Horizontal

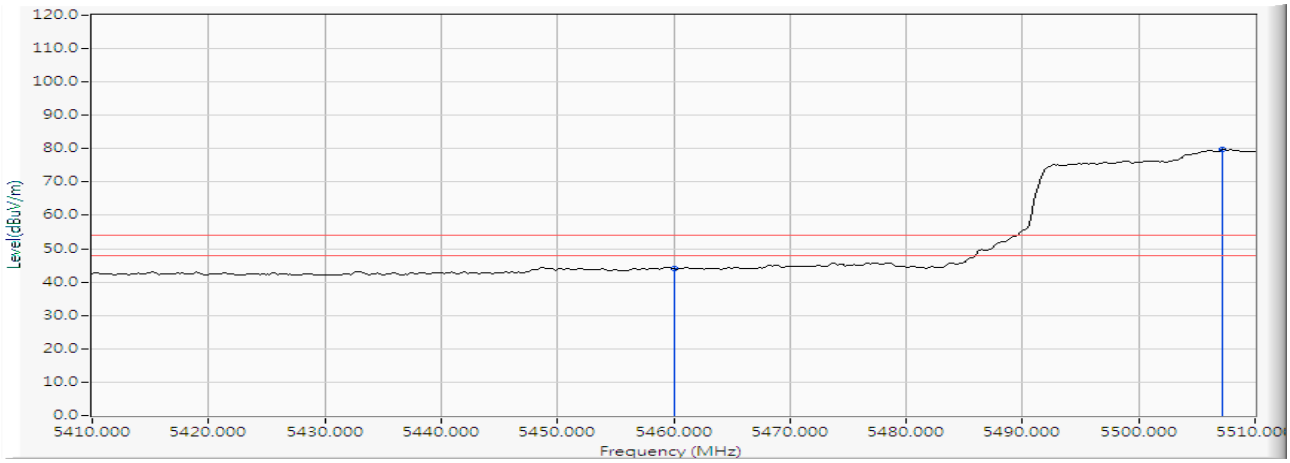

		Frequency (MHz)	Correct Factor (dB)	Reading Level (dBuV)	Measure Level (dBuV/m)	Margin (dB)	Limit (dBuV/m)	Detector Type
1		5460.000	16.870	27.069	43.939	-10.061	54.000	AVERAGE
2	*	5507.246	17.197	62.548	79.744	--	--	AVERAGE

Note:

1. All readings above 1GHz are performed with peak and/or average measurements as necessary.
2. Measurement Level = Reading Level + Correct Factor.
3. The average measurement was not performed when the peak measured data under the limit of average detection.

Product : Flat Panel Detector
Test Item : Band Edge Data
Test Date : 2019/10/04
Test Mode : Mode 2 SISO B: Transmit (802.11ac-80BW_32.5Mbps) -Channel 106 (5530MHz)

Vertical

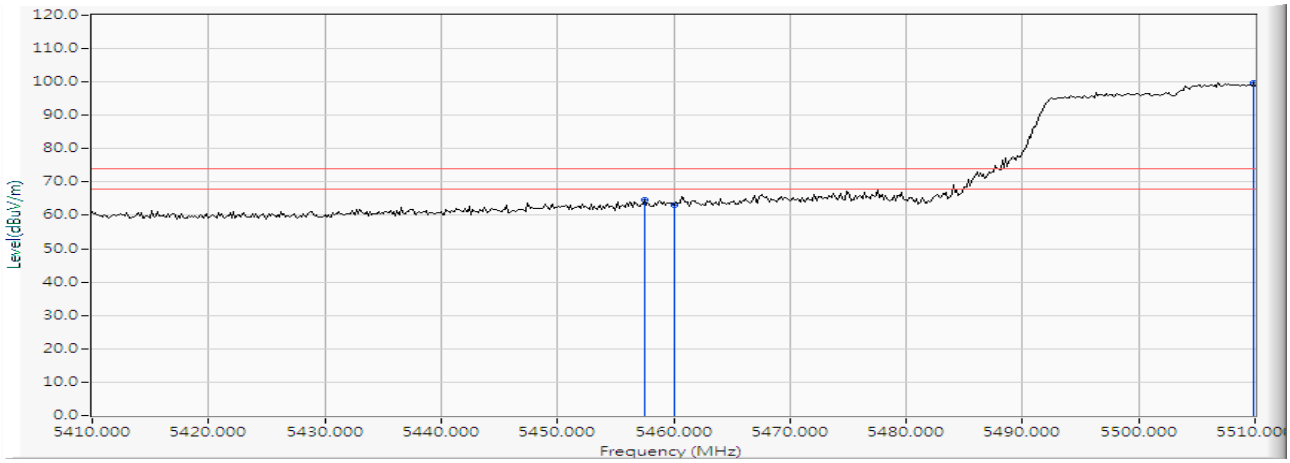

		Frequency (MHz)	Correct Factor (dB)	Reading Level (dBuV)	Measure Level (dBuV/m)	Margin (dB)	Limit (dBuV/m)	Detector Type
1		5457.536	16.848	47.695	64.543	-9.457	74.000	PEAK
2		5460.000	16.870	46.269	63.139	-10.861	74.000	PEAK
3	*	5509.855	17.188	82.449	99.637	--	--	PEAK

Note:

1. All readings above 1GHz are performed with peak and/or average measurements as necessary.
2. Measurement Level = Reading Level + Correct Factor.
3. The average measurement was not performed when the peak measured data under the limit of average detection.

Product : Flat Panel Detector
Test Item : Band Edge Data
Test Date : 2019/10/04
Test Mode : Mode 2 SISO B: Transmit (802.11ac-80BW_32.5Mbps) -Channel 106 (5530MHz)

Vertical

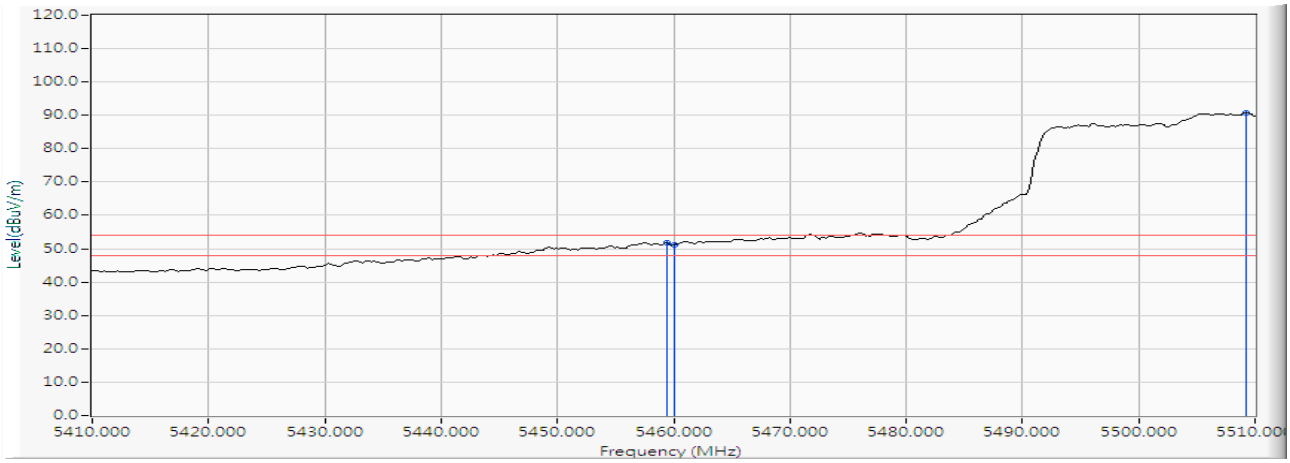

		Frequency (MHz)	Correct Factor (dB)	Reading Level (dBuV)	Measure Level (dBuV/m)	Margin (dB)	Limit (dBuV/m)	Detector Type
1		5459.420	16.864	34.960	51.825	-2.175	54.000	AVERAGE
2		5460.000	16.870	34.141	51.011	-2.989	54.000	AVERAGE
3	*	5509.275	17.190	73.694	90.884	--	--	AVERAGE

Note:

1. All readings above 1GHz are performed with peak and/or average measurements as necessary.
2. Measurement Level = Reading Level + Correct Factor.
3. The average measurement was not performed when the peak measured data under the limit of average detection.

Product : Flat Panel Detector
Test Item : Band Edge Data
Test Date : 2019/10/04
Test Mode : Mode 2 SISO B: Transmit (802.11ac-80BW_32.5Mbps) -Channel 106 (5530MHz)

Horizontal

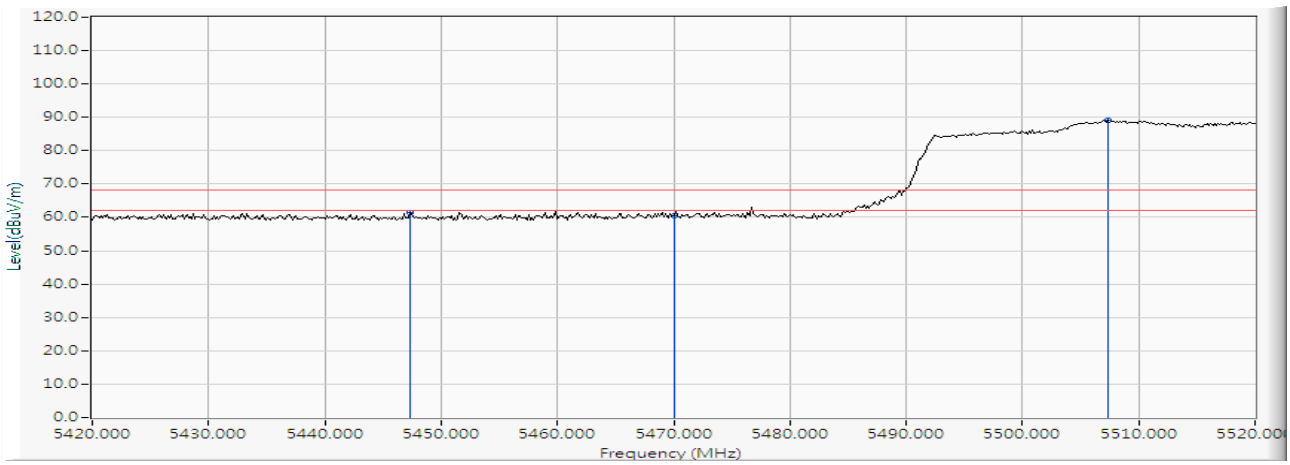

		Frequency (MHz)	Correct Factor (dB)	Reading Level (dBuV)	Measure Level (dBuV/m)	Margin (dB)	Limit (dBuV/m)	Detector Type
1		5447.391	16.760	44.615	61.375	-6.845	68.220	PEAK
2		5470.000	16.957	43.666	60.623	-7.597	68.220	PEAK
3	*	5507.391	17.196	71.875	89.071	--	--	PEAK

Product : Flat Panel Detector
Test Item : Band Edge Data
Test Date : 2019/10/04
Test Mode : Mode 2 SISO B: Transmit (802.11ac-80BW_32.5Mbps) -Channel 106 (5530MHz)

Vertical

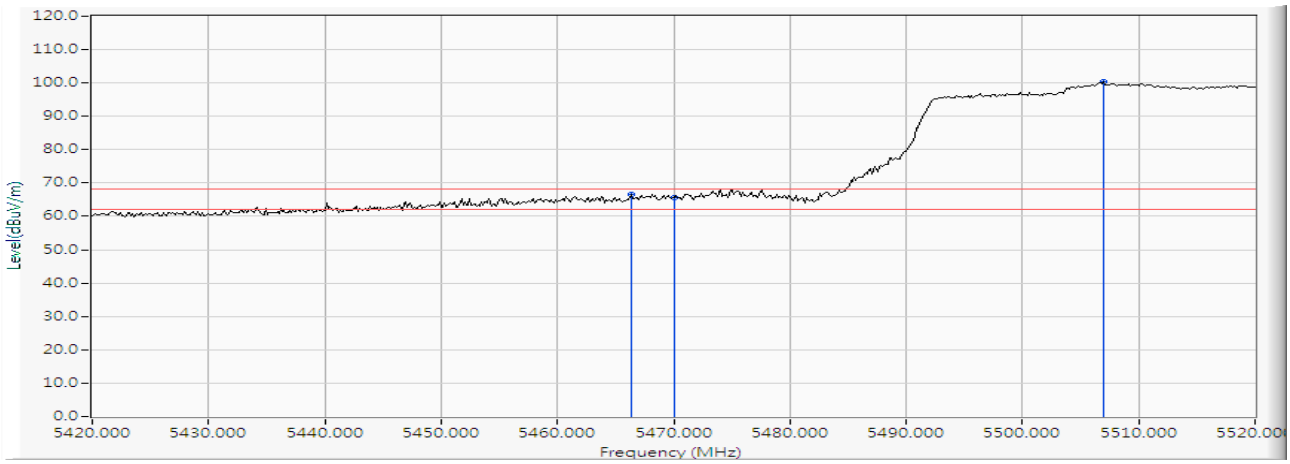

		Frequency (MHz)	Correct Factor (dB)	Reading Level (dBuV)	Measure Level (dBuV/m)	Margin (dB)	Limit (dBuV/m)	Detector Type
1		5466.377	16.925	49.513	66.438	-1.782	68.220	PEAK
2		5470.000	16.957	48.812	65.769	-2.451	68.220	PEAK
3	*	5506.957	17.197	83.019	100.216	--	--	PEAK

Product : Flat Panel Detector
Test Item : Band Edge Data
Test Date : 2019/10/04
Test Mode : Mode 2 SISO B: Transmit (802.11ac-80BW_32.5Mbps) -Channel 155 (5775MHz)

Horizontal

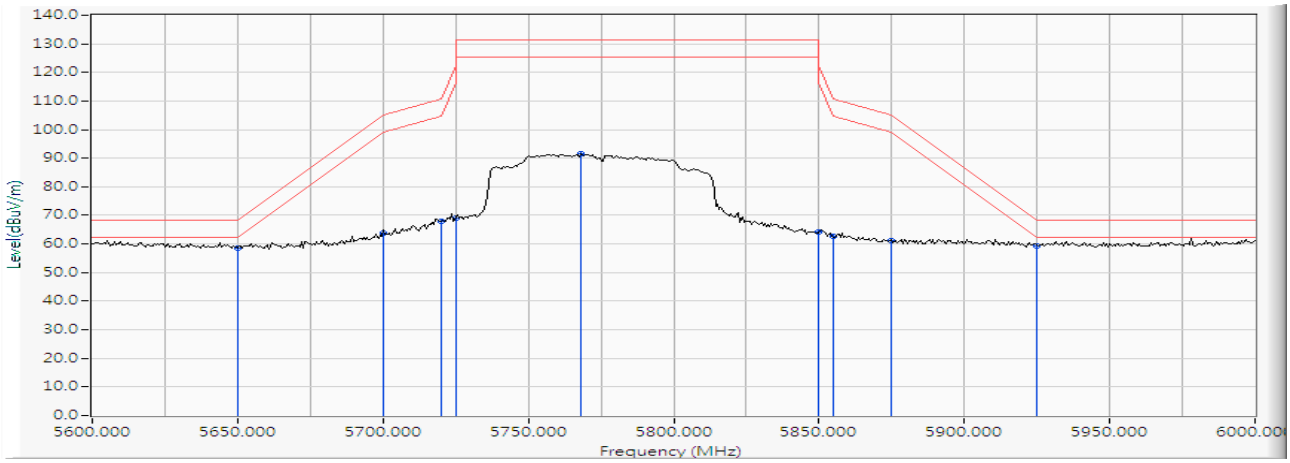

		Frequency (MHz)	Correct Factor (dB)	Reading Level (dBuV)	Measure Level (dBuV/m)	Margin (dB)	Limit (dBuV/m)	Detector Type
1		5650.000	16.772	41.903	58.675	-9.545	68.220	PEAK
2		5700.000	16.636	47.159	63.795	-41.405	105.200	PEAK
3		5720.000	16.623	51.342	67.965	-42.835	110.800	PEAK
4		5725.000	16.624	52.443	69.067	-53.133	122.200	PEAK
5		5768.116	16.699	75.008	91.707	-39.493	131.200	PEAK
6		5850.000	17.081	46.960	64.041	-58.159	122.200	PEAK
7		5855.000	17.106	45.391	62.497	-48.303	110.800	PEAK
8		5875.000	17.208	43.871	61.079	-44.121	105.200	PEAK
9	*	5925.000	17.361	42.095	59.456	-8.764	68.220	PEAK

Product : Flat Panel Detector
Test Item : Band Edge Data
Test Date : 2019/10/04
Test Mode : Mode 2 SISO B: Transmit (802.11ac-80BW_32.5Mbps) -Channel 155 (5775MHz)

Vertical

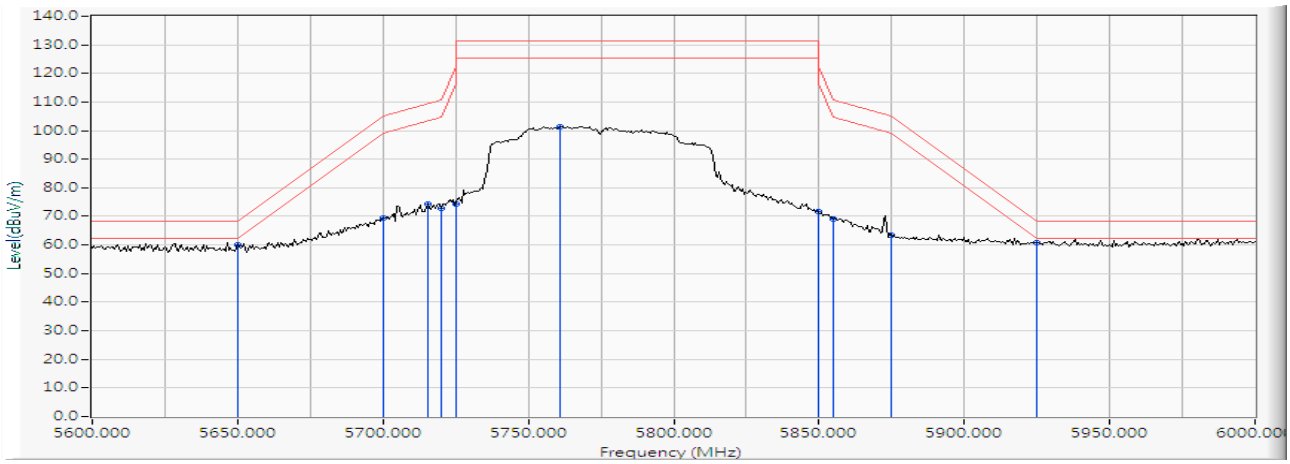

		Frequency (MHz)	Correct Factor (dB)	Reading Level (dBuV)	Measure Level (dBuV/m)	Margin (dB)	Limit (dBuV/m)	Detector Type
1		5650.000	16.772	43.441	60.213	-8.007	68.220	PEAK
2		5700.000	16.636	52.664	69.300	-35.900	105.200	PEAK
3		5715.362	16.623	57.873	74.496	-35.005	109.501	PEAK
4		5720.000	16.623	56.293	72.916	-37.884	110.800	PEAK
5		5725.000	16.624	57.828	74.452	-47.748	122.200	PEAK
6		5761.159	16.670	84.799	101.470	-29.730	131.200	PEAK
7		5850.000	17.081	54.515	71.596	-50.604	122.200	PEAK
8		5855.000	17.106	52.081	69.187	-41.613	110.800	PEAK
9		5875.000	17.208	46.230	63.438	-41.762	105.200	PEAK
10	*	5925.000	17.361	43.402	60.763	-7.457	68.220	PEAK

Product : Flat Panel Detector
Test Item : Band Edge Data
Test Date : 2019/08/06
Test Mode : Mode 3 MIMO: Transmit (802.11n-20BW_14.4Mbps)-Channel 36 (5180MHz)

Horizontal

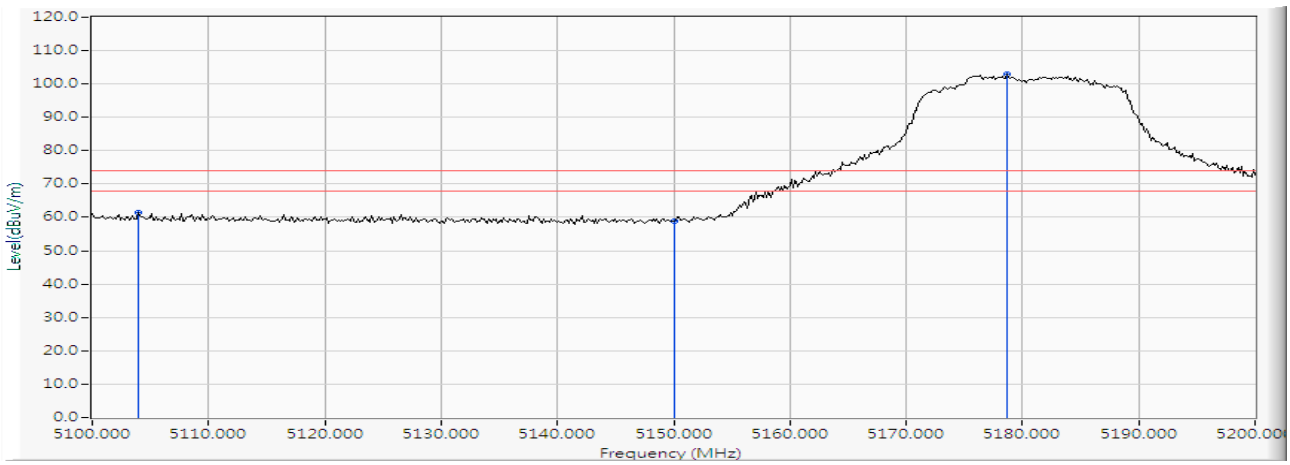

		Frequency (MHz)	Correct Factor (dB)	Reading Level (dBuV)	Measure Level (dBuV/m)	Margin (dB)	Limit (dBuV/m)	Detector Type
1		5103.913	16.694	44.598	61.291	-12.709	74.000	PEAK
2		5150.000	16.185	42.811	58.996	-15.004	74.000	PEAK
3	*	5178.696	15.857	87.160	103.017	--	--	PEAK

Note:

1. All readings above 1GHz are performed with peak and/or average measurements as necessary.
2. Measurement Level = Reading Level + Correct Factor.
3. The average measurement was not performed when the peak measured data under the limit of average detection.

Product : Flat Panel Detector
Test Item : Band Edge Data
Test Date : 2019/08/06
Test Mode : Mode 3 MIMO: Transmit (802.11n-20BW_14.4Mbps)-Channel 36 (5180MHz)

Horizontal

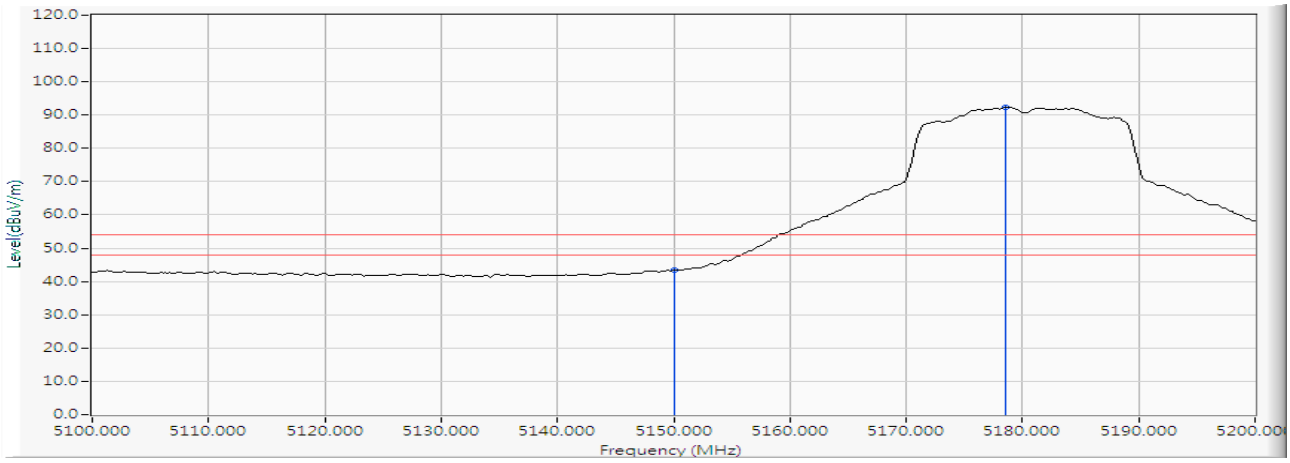

		Frequency (MHz)	Correct Factor (dB)	Reading Level (dBuV)	Measure Level (dBuV/m)	Margin (dB)	Limit (dBuV/m)	Detector Type
1		5150.000	16.185	27.119	43.304	-10.696	54.000	AVERAGE
2	*	5178.551	15.859	76.507	92.366	--	--	AVERAGE

Note:

1. All readings above 1GHz are performed with peak and/or average measurements as necessary.
2. Measurement Level = Reading Level + Correct Factor.
3. The average measurement was not performed when the peak measured data under the limit of average detection.

Product	:	Flat Panel Detector
Test Item	:	Band Edge Data
Test Date	:	2019/08/06
Test Mode	:	Mode 3 MIMO: Transmit (802.11n-20BW_14.4Mbps)-Channel 36 (5180MHz)

Vertical

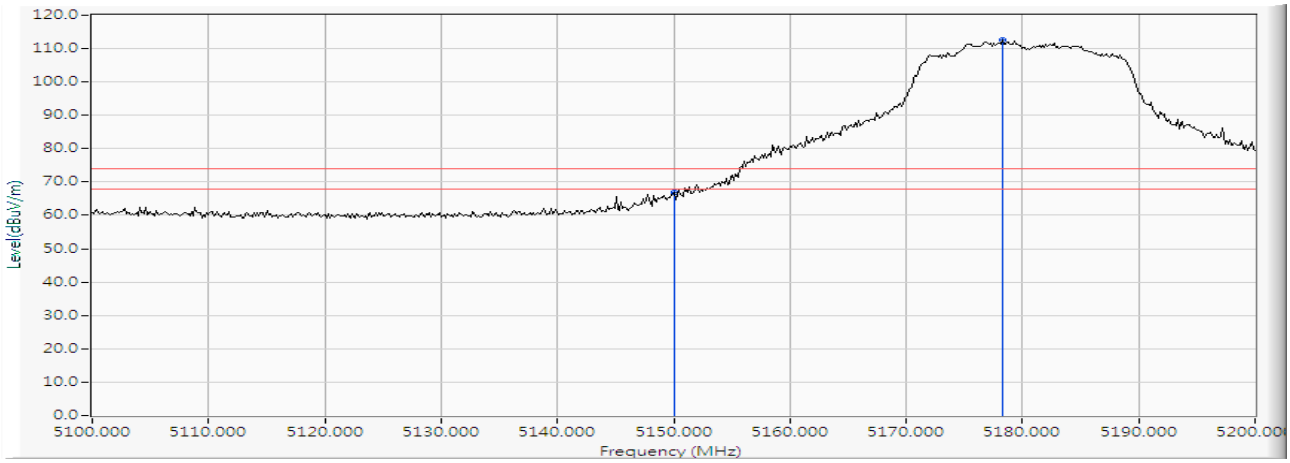

		Frequency (MHz)	Correct Factor (dB)	Reading Level (dBuV)	Measure Level (dBuV/m)	Margin (dB)	Limit (dBuV/m)	Detector Type
1		5150.000	16.185	50.610	66.795	-7.205	74.000	PEAK
2	*	5178.261	15.863	96.798	112.660	--	--	PEAK

Note:

1. All readings above 1GHz are performed with peak and/or average measurements as necessary.
2. Measurement Level = Reading Level + Correct Factor.
3. The average measurement was not performed when the peak measured data under the limit of average detection.

Product : Flat Panel Detector
Test Item : Band Edge Data
Test Date : 2019/08/06
Test Mode : Mode 3 MIMO: Transmit (802.11n-20BW_14.4Mbps)-Channel 36 (5180MHz)

Vertical

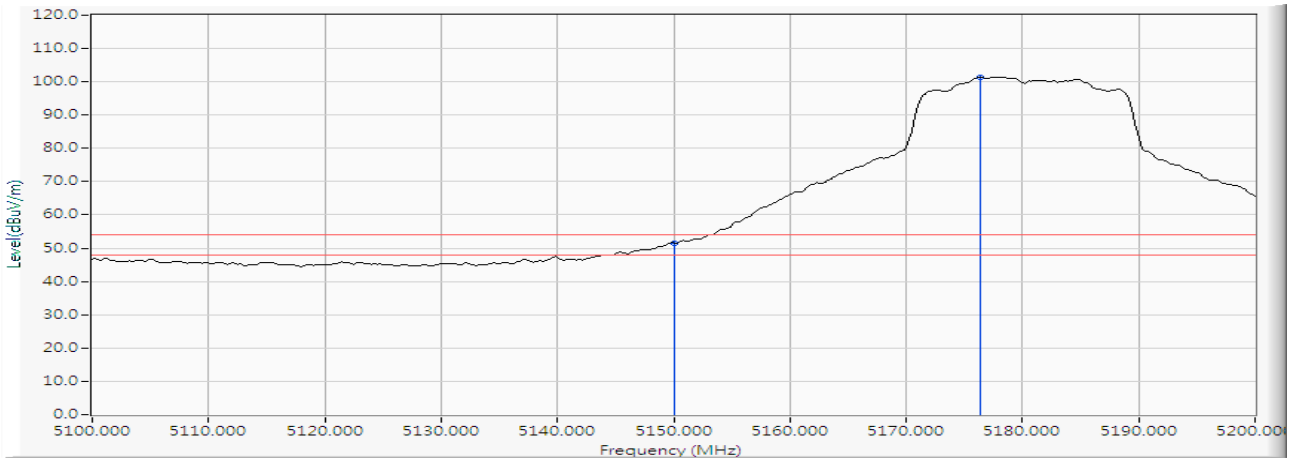

		Frequency (MHz)	Correct Factor (dB)	Reading Level (dBuV)	Measure Level (dBuV/m)	Margin (dB)	Limit (dBuV/m)	Detector Type
1		5150.000	16.185	35.336	51.521	-2.479	54.000	AVERAGE
2	*	5176.377	15.884	85.500	101.384	--	--	AVERAGE

Note:

1. All readings above 1GHz are performed with peak and/or average measurements as necessary.
2. Measurement Level = Reading Level + Correct Factor.
3. The average measurement was not performed when the peak measured data under the limit of average detection.

Product : Flat Panel Detector
Test Item : Band Edge Data
Test Date : 2019/08/06
Test Mode : Mode 3 MIMO: Transmit (802.11n-20BW_14.4Mbps)-Channel 64 (5320MHz)

Horizontal

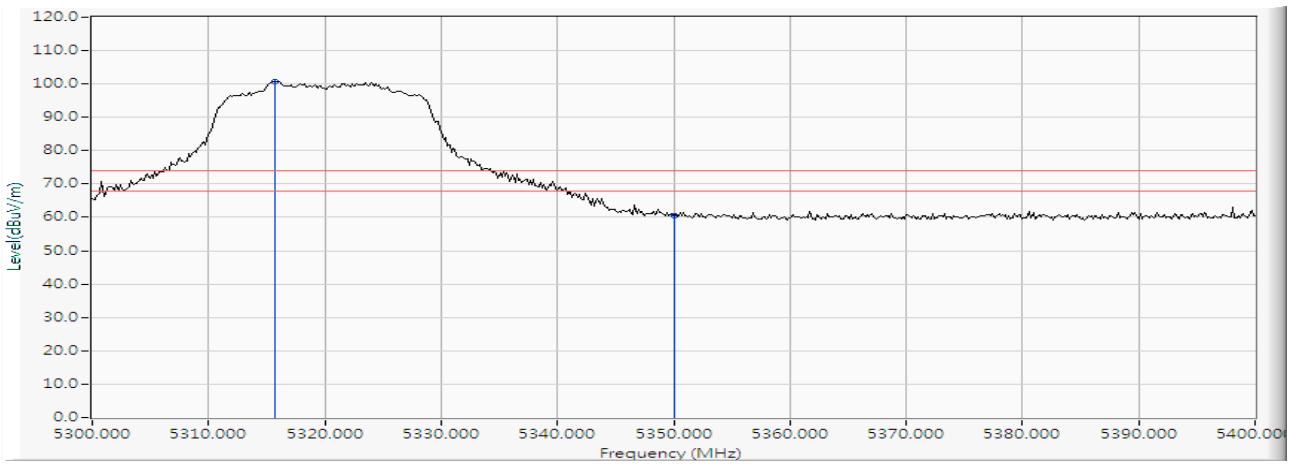

		Frequency (MHz)	Correct Factor (dB)	Reading Level (dBuV)	Measure Level (dBuV/m)	Margin (dB)	Limit (dBuV/m)	Detector Type
1	*	5315.652	15.531	85.254	100.785	--	--	PEAK
2		5350.000	15.865	44.705	60.569	-13.431	74.000	PEAK

Note:

1. All readings above 1GHz are performed with peak and/or average measurements as necessary.
2. Measurement Level = Reading Level + Correct Factor.
3. The average measurement was not performed when the peak measured data under the limit of average detection.

Product : Flat Panel Detector
Test Item : Band Edge Data
Test Date : 2019/08/06
Test Mode : Mode 3 MIMO: Transmit (802.11n-20BW_14.4Mbps)-Channel 64 (5320MHz)

Horizontal

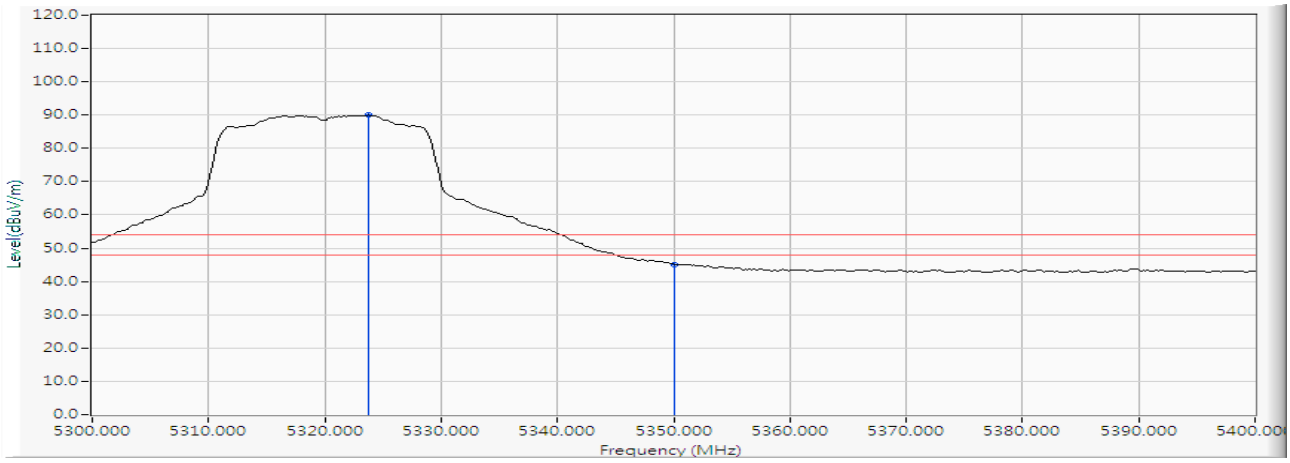

		Frequency (MHz)	Correct Factor (dB)	Reading Level (dBuV)	Measure Level (dBuV/m)	Margin (dB)	Limit (dBuV/m)	Detector Type
1	*	5323.768	15.610	74.335	89.945	--	--	AVERAGE
2		5350.000	15.865	29.301	45.165	-8.835	54.000	AVERAGE

Note:

1. All readings above 1GHz are performed with peak and/or average measurements as necessary.
2. Measurement Level = Reading Level + Correct Factor.
3. The average measurement was not performed when the peak measured data under the limit of average detection.

Product : Flat Panel Detector
Test Item : Band Edge Data
Test Date : 2019/08/06
Test Mode : Mode 3 MIMO: Transmit (802.11n-20BW_14.4Mbps)-Channel 64 (5320MHz)

Vertical

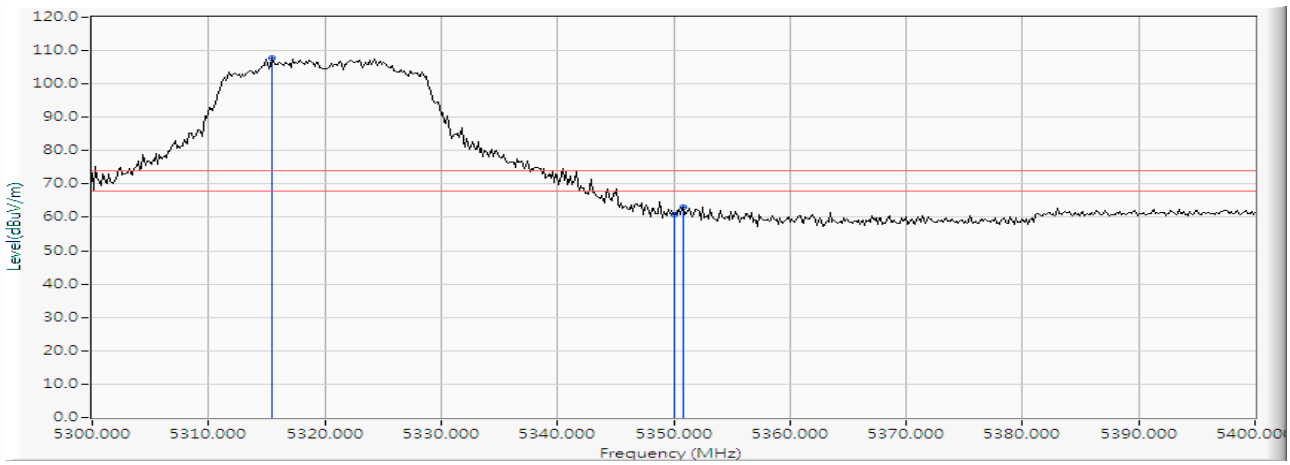

		Frequency (MHz)	Correct Factor (dB)	Reading Level (dBuV)	Measure Level (dBuV/m)	Margin (dB)	Limit (dBuV/m)	Detector Type
1	*	5315.507	15.531	92.316	107.846	--	--	PEAK
2		5350.000	15.865	44.975	60.839	-13.161	74.000	PEAK
3		5350.870	15.873	47.153	63.026	-10.974	74.000	PEAK

Note:

1. All readings above 1GHz are performed with peak and/or average measurements as necessary.
2. Measurement Level = Reading Level + Correct Factor.
3. The average measurement was not performed when the peak measured data under the limit of average detection.