FCC ID: 2AS4Z-MH-D85

USER GUIDE

Product name: Wireless charging mousepad

Product model: MH-D85, 32192

Manufacturer: Shenzhen Musthong Technology Co., Ltd.

Address: 2nd Floor, Block 20, Lianchuang Technical Zone, Bulan Road, Longgang District, Shenzhen, China

INCLUDED

1. Wireless Charging Mousepad
2. Charging cable

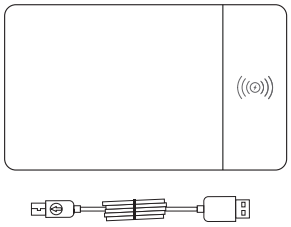

1. Insert the large end of the USB charging cable into a power adaptor (not included) as shown below, or use an available USB port.

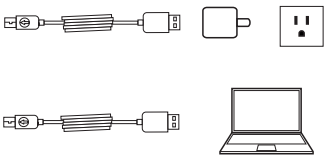

2. Insert the small end of the USB charging cable into the Micro USB port of the wireless charging mousepad. The LEDs indicate connectivity.

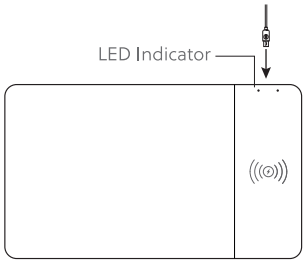

3. Place your Qi-standard device on the wireless charging mousepad area to start wireless charging. LED lights will start pulsing, indicating the device is charging.

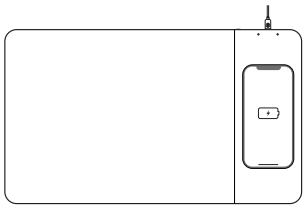

NOTES

1. Please keep the wireless charging mousepad away from water or other liquid.

2. If you need to clean the wireless charging mousepad, please make sure it is powered off. Brush gently or wipe with clean cloth.

The Wireless Charging Mousepad works with Qi-standard devices.
If you are not sure your device is Qi-standard, consult your device user manual. The mousepad is capable of charging up to 10W. This requires a device that is able to charge at this wattage, otherwise your device will charge at its maximum wireless charging speed.

FCC statement :

This equipment has been tested and found to comply with the limits for a Class B digital device, pursuant to part 15 of the FCC Rules. These limits are designed to provide reasonable protection against harmful interference in a residential installation. This equipment generates, uses and can radiate radio frequency energy and, if not installed and used in accordance with the instructions, may cause harmful interference to radio communications.However, there is no guarantee that interference will not occur in a particular installation. If this equipment does cause harmful interference to radio or television reception, which can be determined by turning the equipment off and on, the user is encouraged to try to correct the interference by one or more of the following measures:

• Reorient or relocate the receiving antenna.

• Increase the separation between the equipment and receiver.

• Connect the equipment into an outlet on a circuit different from that to which the receiver is connected.

• Consult the dealer or an experienced radio/TV technician for help.

Caution: Any changes or modifications to this device not explicitly approved by manufacturer could void your authority to operate this equipment. This device complies with part 15 of the FCC Rules. Operation is subject to the following two conditions: (1) This device may not cause harmful interference, and (2) this device must accept any interference received,including interference that may cause undesired operation.

FCC Warning Statement

Changes or modifications not expressly approved by the party responsible for compliance could void the user's authority to operate the equipment. This equipment has been tested and found to comply with the limits for a Class B digital device, pursuant to Part 15 of the FCC Rules. These limits are designed to provide reasonable protection against harmful interference in a residential installation. This equipment generates uses and can radiate radio frequency energy and, if not installed and used in accordance with the instructions, may cause harmful interference to radio communications. However, there is no guarantee that interference will not occur in a particular installation. If this equipment does cause harmful interference to radio or television reception, which can be determined by turning the equipment off and on, the user is encouraged to try to correct the interference by one or more of the following measures:

- Reorient or relocate the receiving antenna.
- Increase the separation between the equipment and receiver.
- Connect the equipment into an outlet on a circuit different from that to which the receiver is connected.
- Consult the dealer or an experienced radio/TV technician for help.

RF Exposure: A distance of 15 cm shall be maintained between the antenna and users, and the transmitter may not be co-located with any other transmitter or antenna.