INCLUDED

Wireless Charging Mousepad

Charging cable

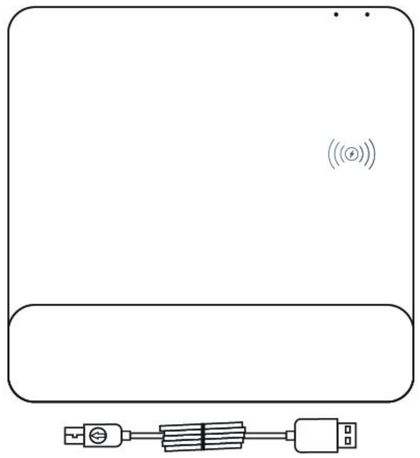

1. For the fastest charging, insert the large end of the USB charging cable into a power adaptor (not included), or use an available USB port.

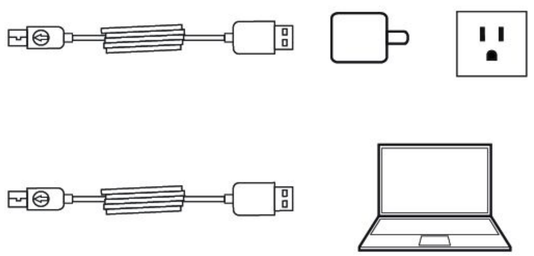

2. Insert the small end of the USB charging cable into the USB port of the wireless charging mousepad. The LEDs indicate connectivity.

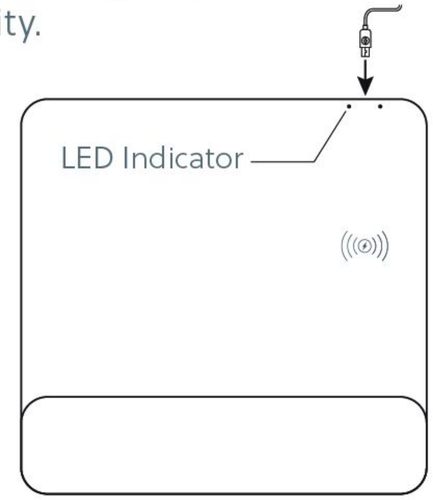

3. Place your Qi-standard device on the wireless charging mousepad area to start wireless charging. LED lights will start pulsing, indicating the device is charging.

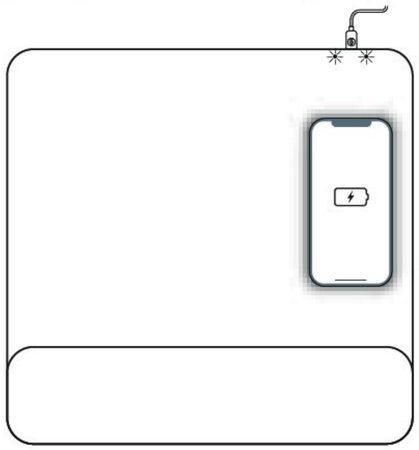

NOTES

- Please keep the wireless charging mousepad away from water or other liquid.
- To clean, unplug and brush gently or wipe with clean cloth.

C/ / ² I·NJyλyƎ {űI·űŜY˙Ŝyű

/KI·yƎŜă 2NJ Y˙2ŘλŦλŎI·űλ2yã y2ű ŜÈLJNJŜăăťè I·LJLJNJ2ØŜŘ ōè űKŜ LJI·NJűè NJŜăLJ2yãλōťŜ Ŧ2NJ Ŏ2Y˙LJťλI·yŎŜ Ŏ2dzťŘ Ø2λŘ űKŜ dzăŜNJ0ã I·dzűK2NJλűè

ű2 2LJŜNJI·űŜ űKŜ ŜIjdzλLJY˙Ŝyű¢ ¢Kλă ŜIjdzλLJY˙Ŝyű KI·ă ōŜŜY˙űŜăűŜŘ I·yŘ Ŧ2dzyŘ ű2 Ŏ2Y˙LJťè øλűK űKŜ ťλY˙λűă Ŧ2NJ I· /ťI·ăă . ŘλƎλűI·ť ŘŜØλŎŜΣ

LJdzNJădzI·yű ű2 tI·NJű мр 2Ŧ űKŜ C/ / wdzťŜă¢ ¢KŜăŜ ťλY˙λűă I·NJŜ ŘŜăλƎyŜŘ ű2 LJNJ2ØλŘŜ NJŜI·ă2yI·ōťŜ LJNJ2űŜŎűλ2y˙ I·ƎI·λyãű KI·NJY˙Ŧdzť

λyűŜNJŦŜNJŜyŎŜ λy˙ I· NJŜăλŘŜyűλI·ť λyãűI·ťťI·űλ2y¢ ¢Kλă ŜIjdzλLJY˙Ŝyű ƎŜyŜNJI·űŜă dzăŜă I·yŘ ŎI·y˙ NJI·ŘλI·űŜ NJI·Řλ2 ŦNJŜIjdzŜyŎè ŜyŜNJƎè I·yŘΣ λŦ y2ű

λyãűI·ťťŜŘ I·yŘ dzăŜŘ λy˙ I·ŎŎ2NJŘI·yŎŜ øλűK űKŜ λyãűNJdzŎűλ2yãΣ Y˙I·è ŎI·dzăŜ KI·NJY˙Ŧdzť λyűŜNJŦŜNJŜyŎŜ ű2 NJI·Řλ2 Ŏ2Y˙Y˙dzyλŎI·űλ2yã¢

I2øŜØŜNJΣ űKŜNJŜ λă y2 ƎdzI·NJI·yűŜŜ űKI·ű λyűŜNJŦŜNJŜyŎŜ øλťť y2ű 2ŎŎdzNJ λy˙ I· LJI·NJűλŎdzťI·NJ λyãűI·ťťI·űλ2y¢ LŦ űKλă ŜIjdzλLJY˙Ŝyű Ř2Ŝă ŎI·dzăŜ

KI·NJY˙Ŧdzť λyűŜNJŦŜNJŜyŎŜ ű2 NJI·Řλ2 2NJ űŜťŜØλăλ2y˙ NJŜŎŜLJűλ2yΣ øKλŎK ŎI·y˙ ōŜ ŘŜűŜNJY˙λyŜŘ ōè űdzNJyλyƎ űKŜ ŜIjdzλLJY˙Ŝyű 2ŦŦ I·yŘ 2yΣ űKŜ

dzăŜNJ λă ŜyŎ2dzNJI·ƎŜŘ ű2 ûNJè ű2 Ŏ2NJNJŜŎű űKŜ λyűŜNJŦŜNJŜyŎŜ ōè 2yŜ 2NJ Y˙2NJŜ 2Ŧ űKŜ Ŧ2ťť2øλyƎ YŜI·ădzNJŜăY

- - wŜ2NJλŜyű 2NJ NJŜť2ŎI·ûŜ ûKŜ NJŜŎŜλØλyƎ I·yűŜyyI·¢
- - LyŎNJŜI·ăŜ ûKŜ ăŜLJI·NJI·ûλ2y˙ōŜûøŜŜy˙ûKŜ ŜIjdzλLJY˙Ŝyű I·yŘ NJŜŎŜλØŜNJ¢
- - /2yyŜŎű ûKŜ ŜIjdzλLJY˙Ŝyű λyű2 I·y˙2dzûťŜű 2y˙I· ŎλNJŎdzλű ŘλŦŦŜNJŜyű ŦNJ2Y˙ ûKI·ű ű2 øKλŎK ûKŜ NJŜŎŜλØŜNJ λă Ŏ2yyŜŎûŜŘ¢
- - /2yãdzťű ûKŜ ŘŜI·ťŜNJ 2NJ I·y˙ŜÈLJŜNJλŜyŎŜŘ NJI·Řλ2κ¢± ûŜŎKyλŎλI·y˙Ŧ2NJ KŜťLJ¢

¢Kλă ŘŜØλŎŜ Ŏ2Y˙LJťλŜă øλűK LJI·NJű мр 2Ŧ ûKŜ C/ / wdzťŜă¢ hLJŜNJI·ûλ2y˙λă ădzõ?ŜŎű ű2 ûKŜ Ŧ2ťť2øλyƎ two conditions: (1) This device may not cause harmful interference, and (2) this device must accept any interference recei ved, including interference that may cause undesired operation.

wC 9ÈLJ2ădzNJŜY ! ŘλăűI·yŎŜ 2Ŧ мр ŎY˙ ăKI·ťť ōŜ YI·λyűI·λyŜŘ ōŜûøŜŜy˙ûKŜ I·yűŜyyI· I·yŘ dzăŜNJăΣ I·yŘ ûKŜ ûNJI·yãYλûûŜNJ Y˙I·è y2ű ōŜ Ŏ2-ť2ŎI·ûŜŘ øλûK

I·yè 2ûKŜNJ ûNJI·yãYλûûŜNJ 2NJ I·yûŜyyI·¢