Packing list

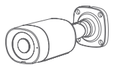
1 × Camera

1 × Power supply

1 × Screw accessory pack

1 × Positioning paper

1 × Antenna

1 × Manual

1 × Waterproof tube

Get to know your camera

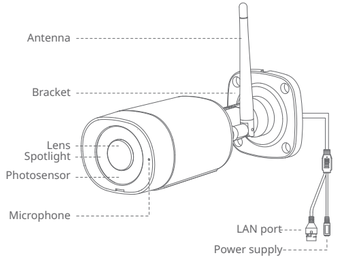

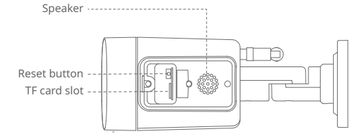

1. Plug in your camera

Plug the power adapter into a power outlet with cable connected. Please use the items included in the original package for optimal performance.

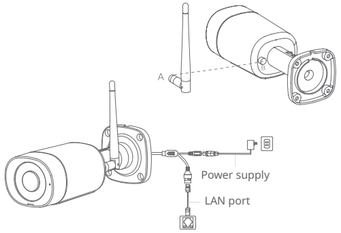

The camera has a power supply port and a LAN port. Waterproof must be done on both these ports.
1. Wrap the power supply port with the waterproof tape as shown below.
2. Wrap the LAN port with the waterproof tape or a waterproof tube.

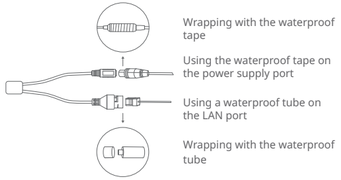

2. Download blurams App

Download the App by searching "blurams" in the App Store or Google Play. Alternatively, you can open a QR scanner App and scan the blurams App QR code below to install the App.

blurams App QR code

GET IT ON Google Play Download on the App Store

3. Add your camera into App

Enter into the blurams App, sign up for a free blurams account and log in. Go to the home page and Click the "+" icon on the top right corner, select your camera. Please follow the instruction on the App interface to add your camera.

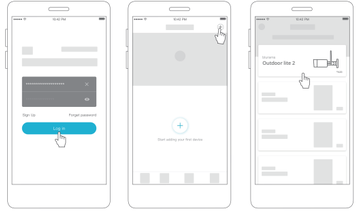

FAQs

If you encounter any troubles in product information, product installation and use, please refer to the "Mine > Help And Feedback" in blurams app or email at support@blurams.com.

Give us your feedback

blurams strive for a high-quality product and user experience, we're eager to hear your feedback or suggestions. Send your feedback through the App or email at support@blurams.com.

Do not use the camera in the environment at too high or too low temperature, never expose the camera under strong sunshine or too wet environment.The suitable temperature for the product and accessories is -20℃-50℃.
The charger type is TEKA012-1201000EU, XED-CE120100CC, output voltage/current is 12Vdc/1A. The plug considered as disconnect device of adapter. If you use a third-party charger, the recommended output voltage/current of the adaptor is 12Vdc/1A, and the adapter shall be CE approval type.
RF exposure information: The Maximum Permissible Exposure (MPE) level has been calculated based on a distance of d=20 cm between the device and the human body. To maintain compliance with RF exposure requirement, use product that maintain a 20cm distance between the device and human body.
Operating Frequency Range: 2412 MHz ~ 2472 MHz
Max Output Power: < 20dBm
This product can be used across EU member states.

FCC Statement

This equipment has been tested and found to comply with the limits for a Class B digital device, pursuant to part 15 of the FCC rules.
These limits aredesigned to provide reasonable protection against harmful interference in a residential installation. This equipment generates, uses and can radiate radio frequency energy and, if not installed and used in accordance with the instructions, may cause harmful interference to radio communications. However, there is no guarantee that interference will not occur in a particular installation.
If this equipment does cause harmful interference to radio or television reception, which can be determined by turning the equipment off and on, the user is encouraged to try to correct the interference by one or more of the following measures:
-Reorient or relocate the receiving antenna.
-Increase the separation between the equipment and receiver.
-Connect the equipment into an outlet on a circuit different from that to which the receiver is connected.
-Consult the dealer or an experienced radio/TV technician for help.
To assure continued compliance, any changes or modifications not expressly approved by the party.
Responsible for compliance could void the user's authority to operate this equipment. (Example- use only shielded interface cables when connecting to computer or peripheral devices).
This equipment complies with Part 15 of the FCC Rules.
Operation is subject to the following two conditions:
(1) This device may not cause harmful interference, and
(2) This device must accept any interference received, including interference that may cause undesired operation.
FCC Radiation Exposure Statement:
The equipment complies with FCC Radiation exposure limits set forth for uncontrolled environment. This equipment should be installed and operated with minimum distance 20cm between the radiator and your body.
FCC ID: 2ASAQ-A20

Congratulations!

Your camera is ready to use. Thank you for choosing blurams.

blurams Facebook

blurams Instagram

support@blurams.com
www.blurams.com

blurams

Outdoor Lite 2 A20

Multilingual Manual & Guide

80mm

80mm