Appendix Test Data

Report No.:	18221WC20000501	Test Sample No.:	1-2-2
Start Test Date:	2022.2.15	Finish Test Date:	2022.2.18
Test Engineer:	Tony.He	Auditor:	Edward.Pan
Temperature:	24.3℃	Relative Humidity:	57 %
Pressure:	1012 hPa		

Appendix A: DTS Bandwidth

Test Result

Test Mode	Antenna	Channel	DTS BW [MHz]	FL[MHz]	FH[MHz]	Limit[MHz]	Verdict
11B	Ant1	2412	9.640	2406.960	2416.600	≥0.5	PASS
		2437	9.160	2432.440	2441.600	≥0.5	PASS
		2462	9.080	2457.480	2466.560	≥0.5	PASS
11G	Ant1	2412	15.400	2404.400	2419.800	≥0.5	PASS
		2437	15.160	2429.400	2444.560	≥0.5	PASS
		2462	15.440	2454.440	2469.880	≥0.5	PASS
11N20	Ant1	2412	16.000	2404.440	2420.440	≥0.5	PASS
		2437	15.960	2429.440	2445.400	≥0.5	PASS
		2462	13.920	2455.680	2469.600	≥0.5	PASS

Test Graphs

11B_Ant1_2412

11B_Ant1_2437

11B_Ant1_2462

11G_Ant1_2412

11G_Ant1_2437

11G_Ant1_2462

11N20_Ant1_2412

11N20_Ant1_2437

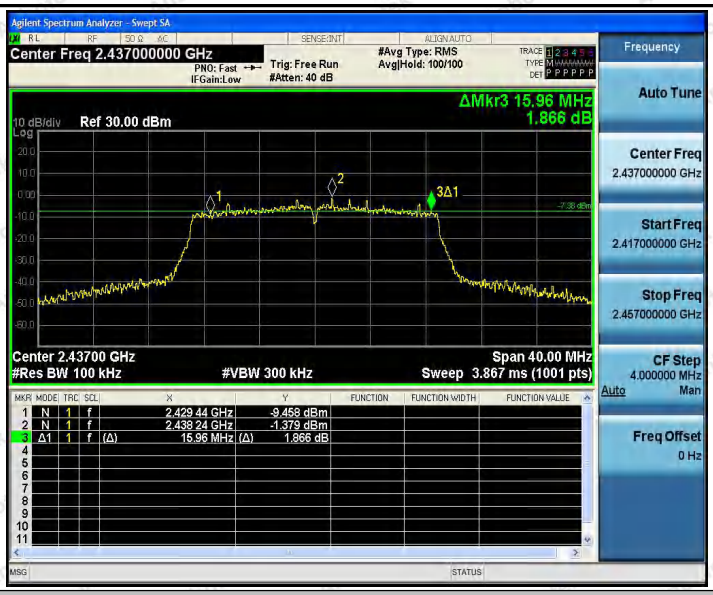

11N20_Ant1_2462

Appendix B: Occupied Channel Bandwidth

Test Result

Test Mode	Antenna	Channel	OCB [MHz]	FL[MHz]	FH[MHz]	Limit[MHz]	Verdict
11B	Ant1	2412	12.405	2405.830	2418.235	---	PASS
		2437	12.444	2430.824	2443.268	---	PASS
		2462	12.408	2455.872	2468.280	---	PASS
11G	Ant1	2412	16.846	2403.620	2420.466	---	PASS
		2437	16.830	2428.620	2445.450	---	PASS
		2462	16.794	2453.666	2470.460	---	PASS
11N20	Ant1	2412	17.731	2403.136	2420.867	---	PASS
		2437	17.745	2428.159	2445.904	---	PASS
		2462	17.746	2453.189	2470.935	---	PASS

Test Graphs

11B_Ant1_2412

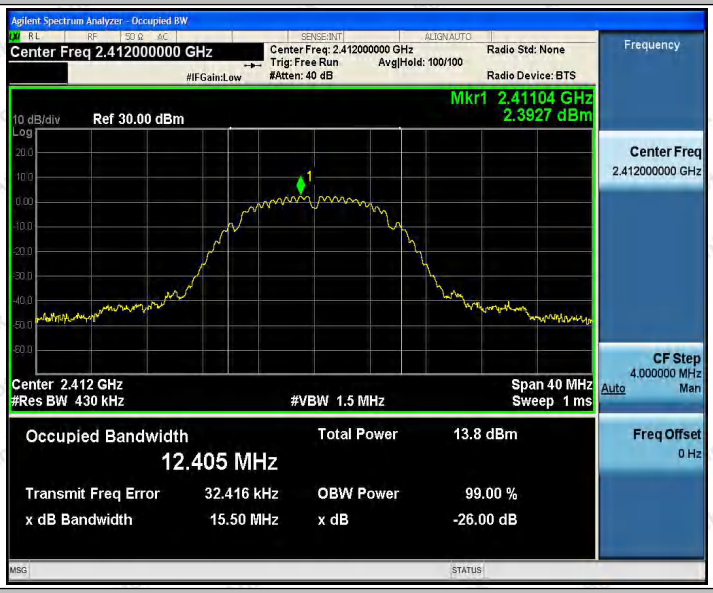

11B_Ant1_2437

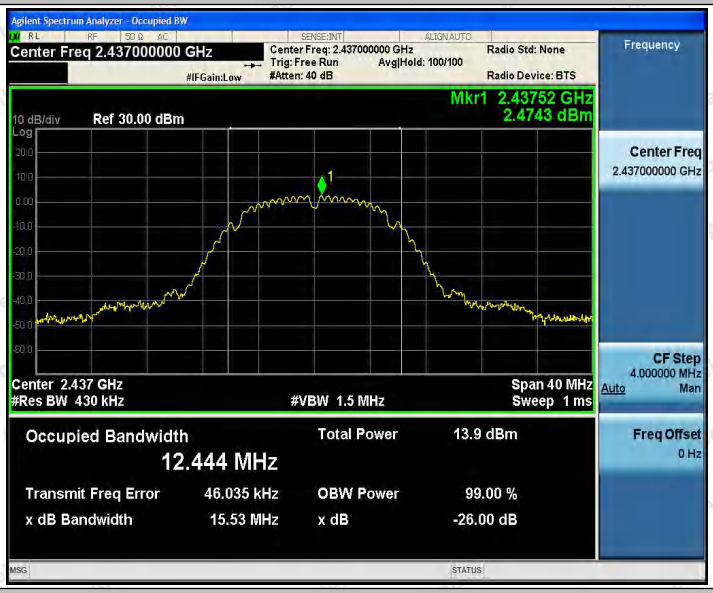

11B_Ant1_2462

11G_Ant1_2412

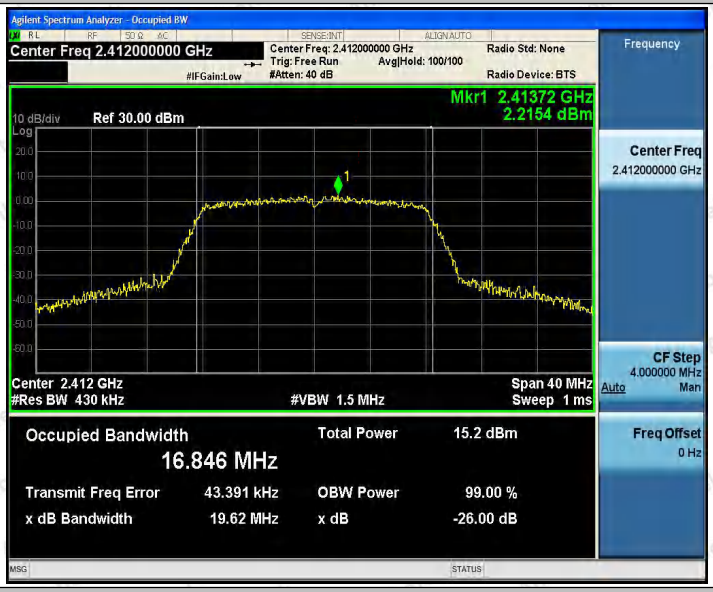

11G_Ant1_2437

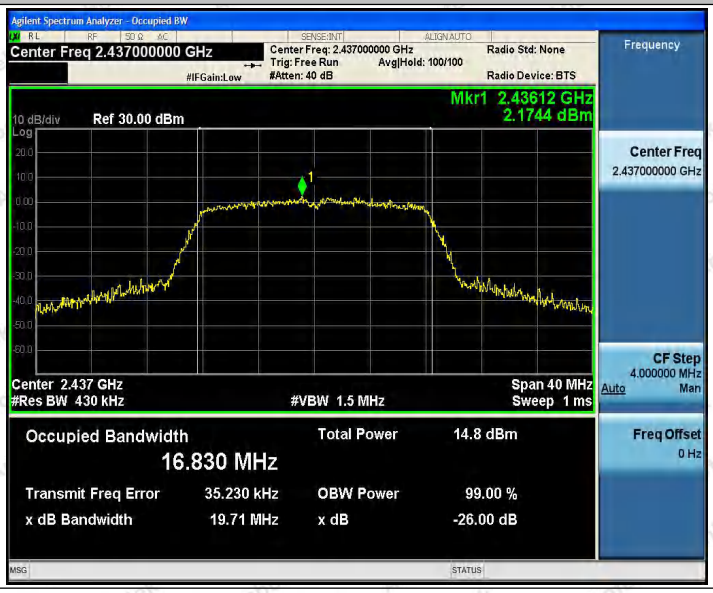

11G_Ant1_2462

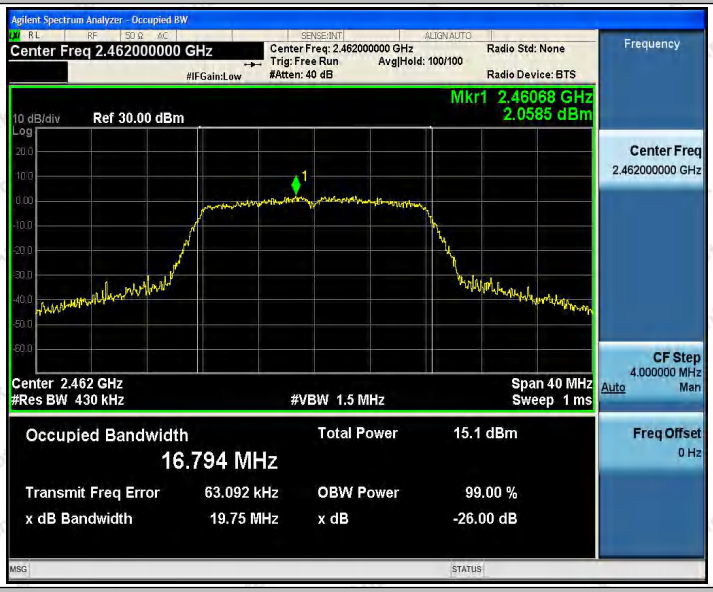

11N20_Ant1_2412

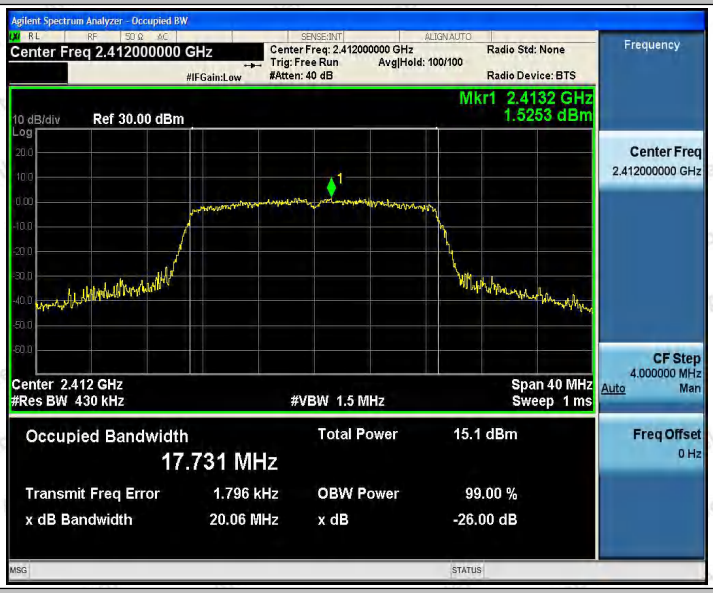

11N20_Ant1_2437

11N20_Ant1_2462

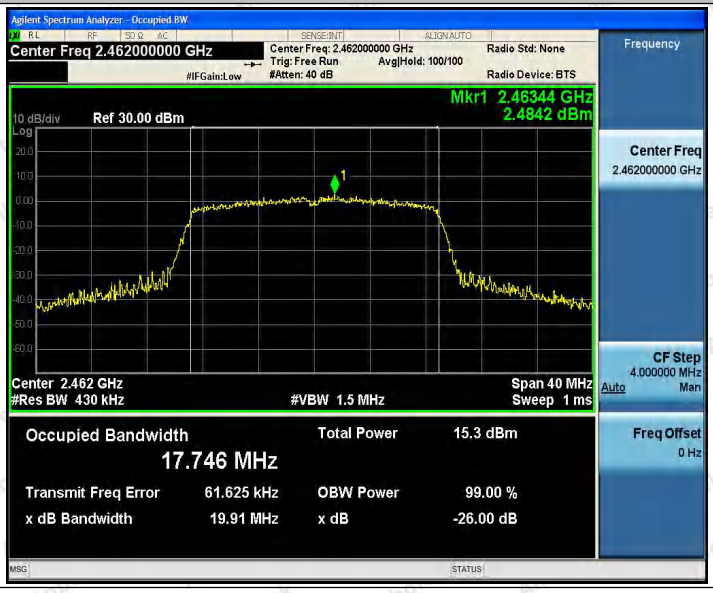

Appendix C: Maximum conducted output power

Test Result

Test Mode	Antenna	Channel	Result[dBm]	Limit[dBm]	Verdict
11B	Ant1	2412	13.85	≤30	PASS
		2437	13.95	≤30	PASS
		2462	14.44	≤30	PASS
11G	Ant1	2412	16.70	≤30	PASS
		2437	15.90	≤30	PASS
		2462	16.41	≤30	PASS
11N20	Ant1	2412	16.20	≤30	PASS
		2437	15.90	≤30	PASS
		2462	16.42	≤30	PASS

Appendix D: Maximum power spectral density

Test Result

Test Mode	Antenna	Channel	Result[dBm/3kHz]	Limit[dBm/3kHz]	Verdict
11B	Ant1	2412	-10.74	≤8	PASS
		2437	-11.73	≤8	PASS
		2462	-10.84	≤8	PASS
11G	Ant1	2412	-14.17	≤8	PASS
		2437	-15.31	≤8	PASS
		2462	-14.18	≤8	PASS
11N20	Ant1	2412	-15.99	≤8	PASS
		2437	-15	≤8	PASS
		2462	-14.63	≤8	PASS

Test Graphs

11B_Ant1_2412

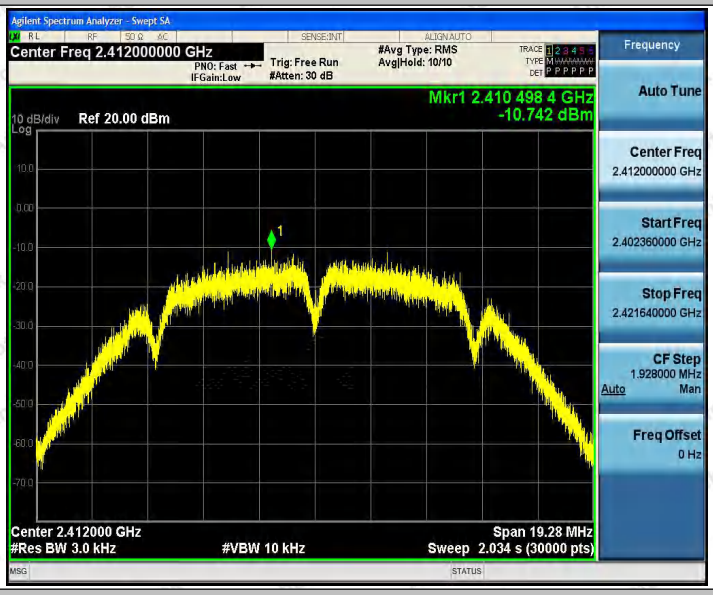

11B_Ant1_2437

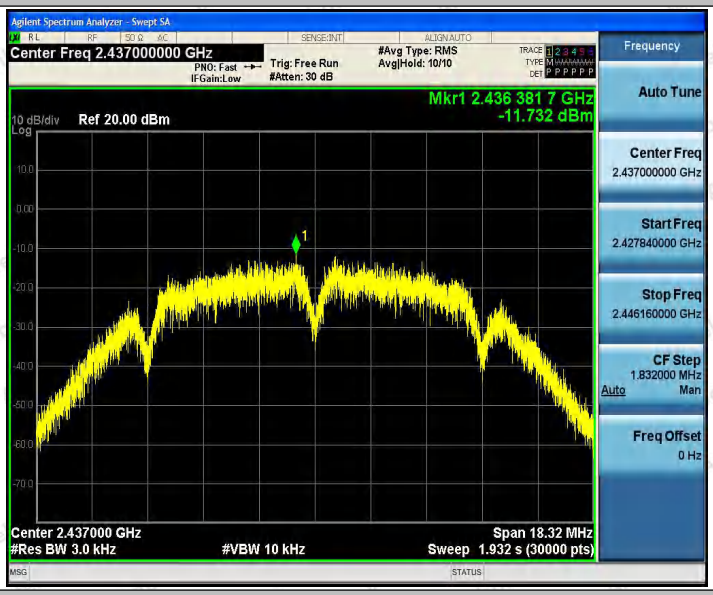

11B_Ant1_2462

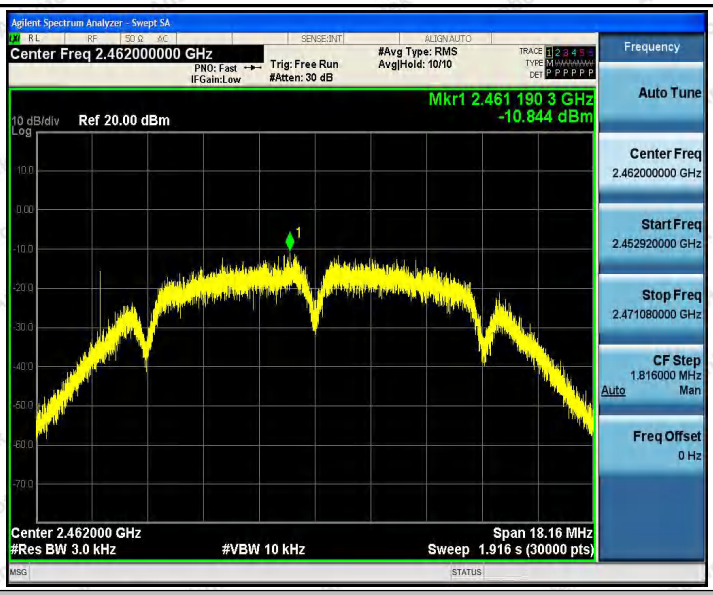

11G_Ant1_2412

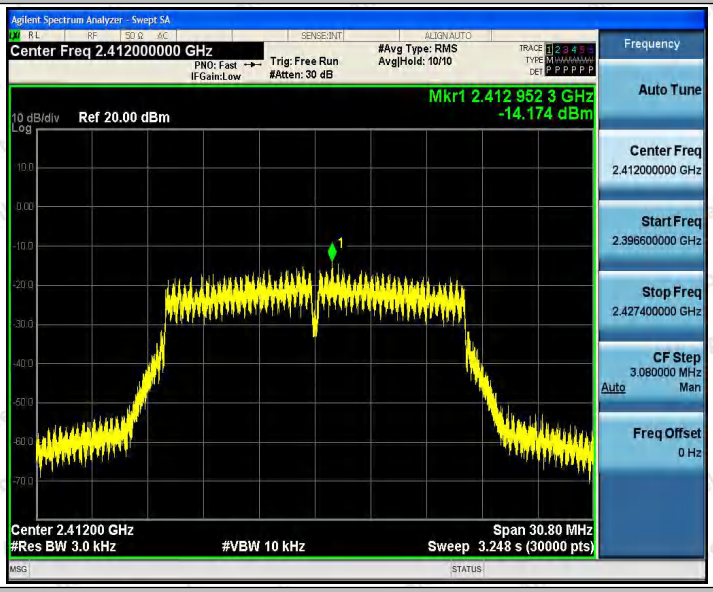

11G_Ant1_2437

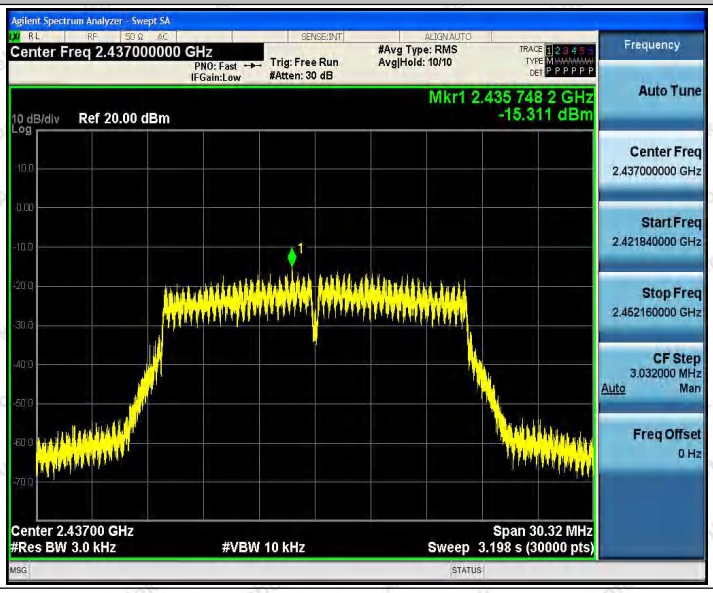

11G_Ant1_2462

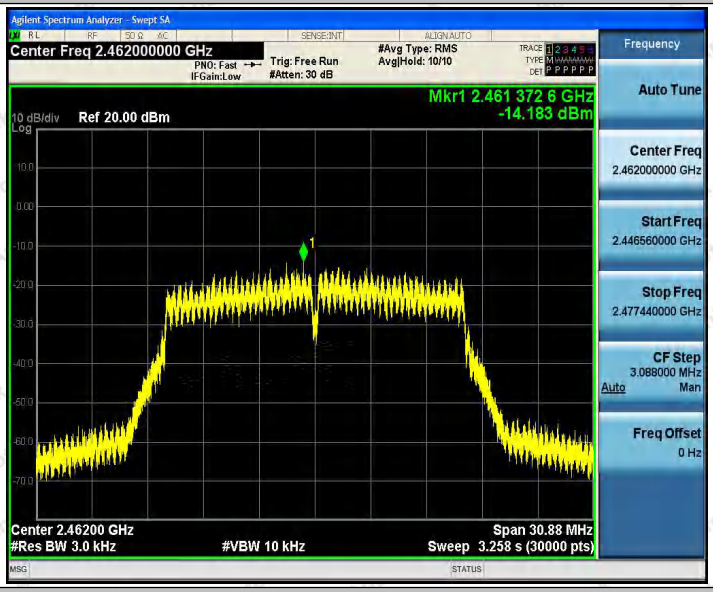

11N20_Ant1_2412

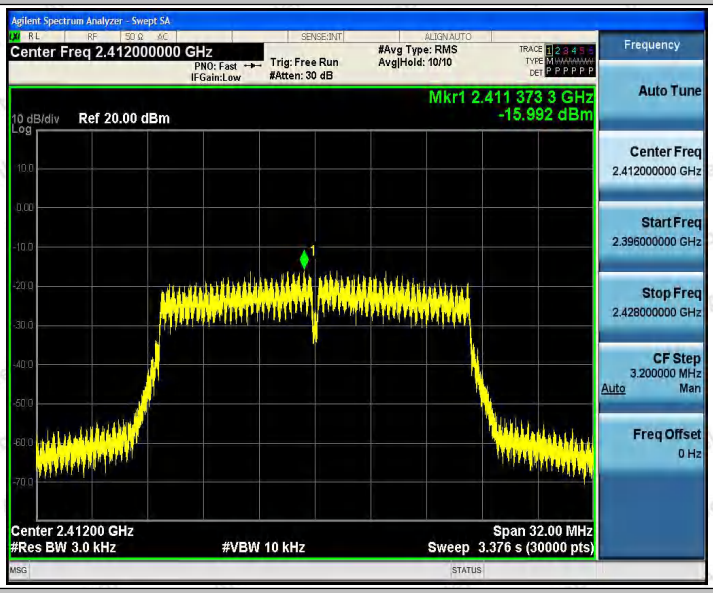

11N20_Ant1_2437

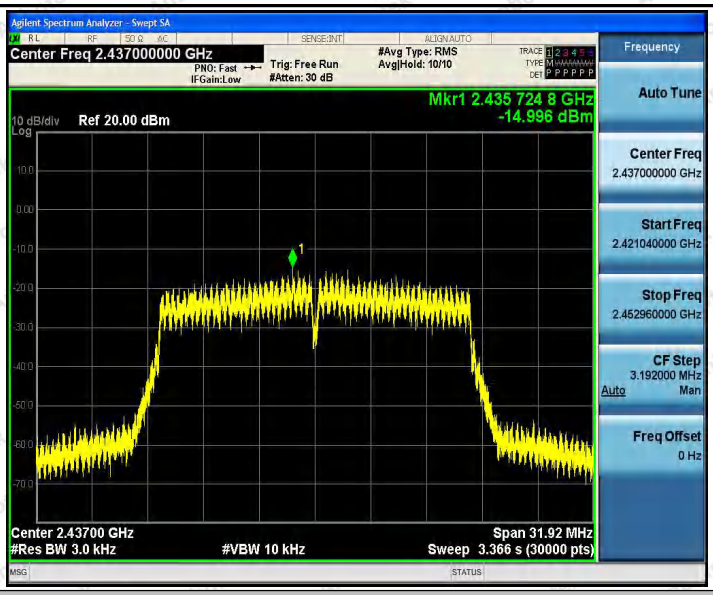

11N20_Ant1_2462

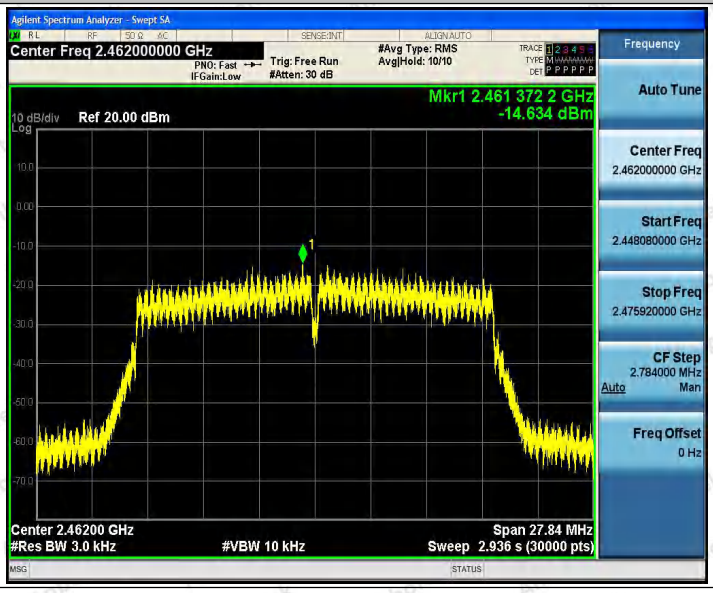

Appendix E: Band edge measurements

Test Result

Test Mode	Antenna	Ch Name	Channel	Ref Level[dBm]	Result[dBm]	Limit[dBm]	Verdict
11B	Ant1	Low	2412	2.35	-45.54	≤-17.65	PASS
		High	2462	2.47	-55.58	≤-17.53	PASS
11G	Ant1	Low	2412	-0.44	-37.68	≤-20.44	PASS
		High	2462	-0.32	-49.66	≤-20.32	PASS
11N20	Ant1	Low	2412	-2.35	-39.04	≤-22.35	PASS
		High	2462	-1.30	-50.24	≤-21.3	PASS

Test Graphs

11B_Ant1_Low_2412

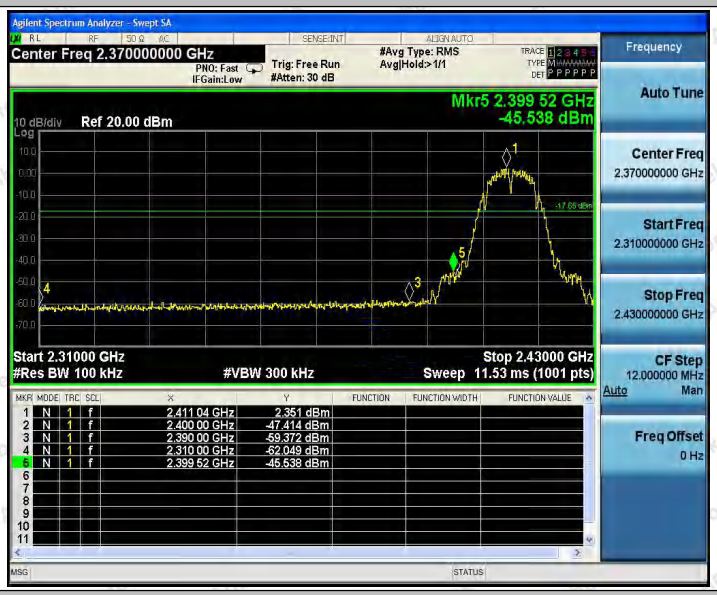

11B_Ant1_High_2462

11G_Ant1_Low_2412

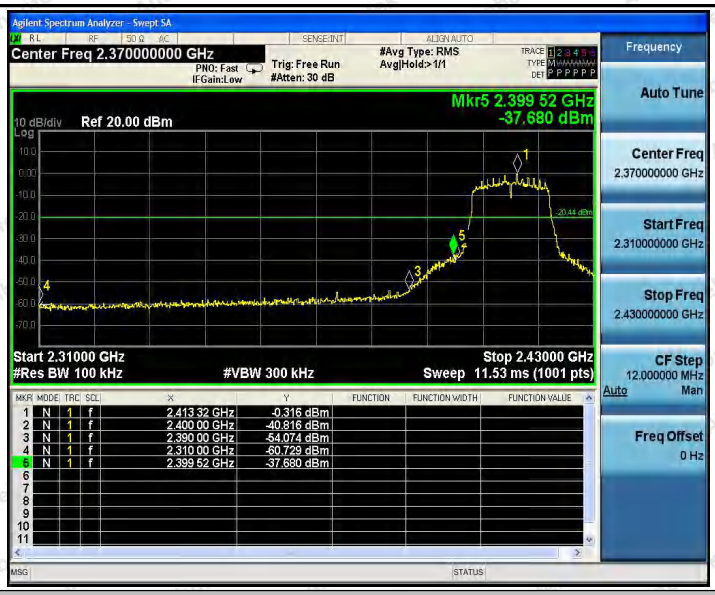

11G_Ant1_High_2462

11N20_Ant1_Low_2412

11N20_Ant1_High_2462

Appendix F: Conducted Spurious Emission

Test Result

Test Mode	Antenna	Channel	Freq Range [Mhz]	Ref Level [dBm]	Result [dBm]	Limit [dBm]	Verdict
11B	Ant1	2412	Reference	2.17	2.17	---	PASS
			30~1000	2.17	-69.42	≤-17.83	PASS
			1000~26500	2.17	-52.45	≤-17.83	PASS
		2437	Reference	2.24	2.24	---	PASS
			30~1000	2.24	-70.13	≤-17.76	PASS
			1000~26500	2.24	-54.83	≤-17.76	PASS
		2462	Reference	2.25	2.25	---	PASS
			30~1000	2.25	-70.21	≤-17.75	PASS
			1000~26500	2.25	-55.75	≤-17.75	PASS
11G	Ant1	2412	Reference	-0.99	-0.99	---	PASS
			30~1000	-0.99	-70.74	≤-20.99	PASS
			1000~26500	-0.99	-55.54	≤-20.99	PASS
		2437	Reference	-2.36	-2.36	---	PASS
			30~1000	-2.36	-70.31	≤-22.36	PASS
			1000~26500	-2.36	-55.8	≤-22.36	PASS
		2462	Reference	-2.15	-2.15	---	PASS
			30~1000	-2.15	-70.52	≤-22.15	PASS
			1000~26500	-2.15	-55.6	≤-22.15	PASS
11N20	Ant1	2412	Reference	-1.40	-1.40	---	PASS
			30~1000	-1.40	-69.55	≤-21.4	PASS
			1000~26500	-1.40	-55.72	≤-21.4	PASS
		2437	Reference	-1.16	-1.16	---	PASS
			30~1000	-1.16	-70.73	≤-21.16	PASS
			1000~26500	-1.16	-55.05	≤-21.16	PASS
		2462	Reference	-1.12	-1.12	---	PASS
			30~1000	-1.12	-70.34	≤-21.12	PASS
			1000~26500	-1.12	-54.5	≤-21.12	PASS

Test Graphs

11B_Ant1_2412_0~Reference

11B_Ant1_2412_30~1000

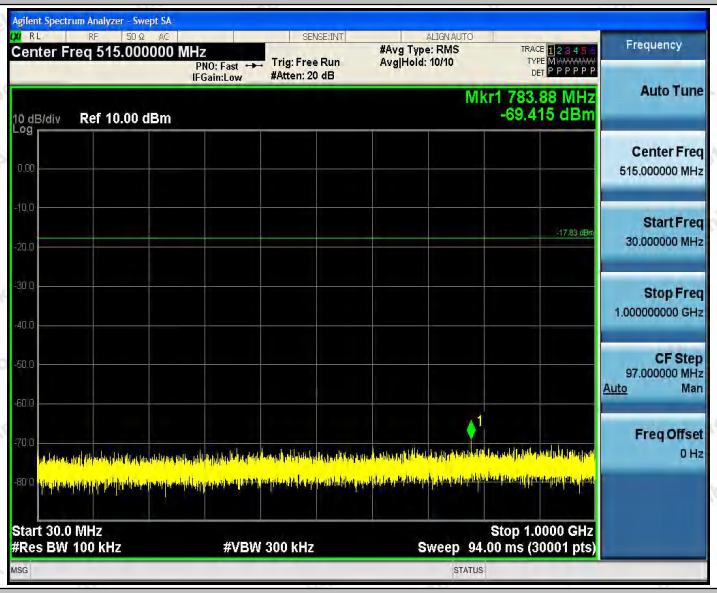

11B_Ant1_2412_1000~26500

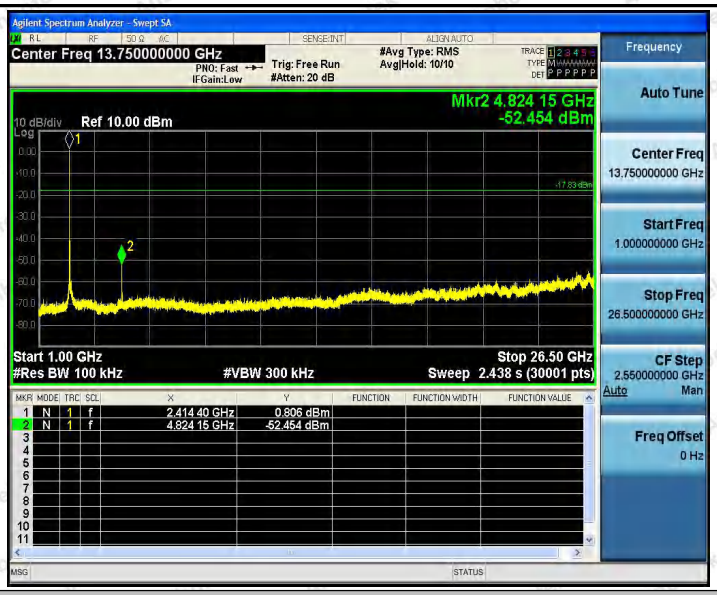

11B_Ant1_2437_0~Reference

11B_Ant1_2437_30~1000

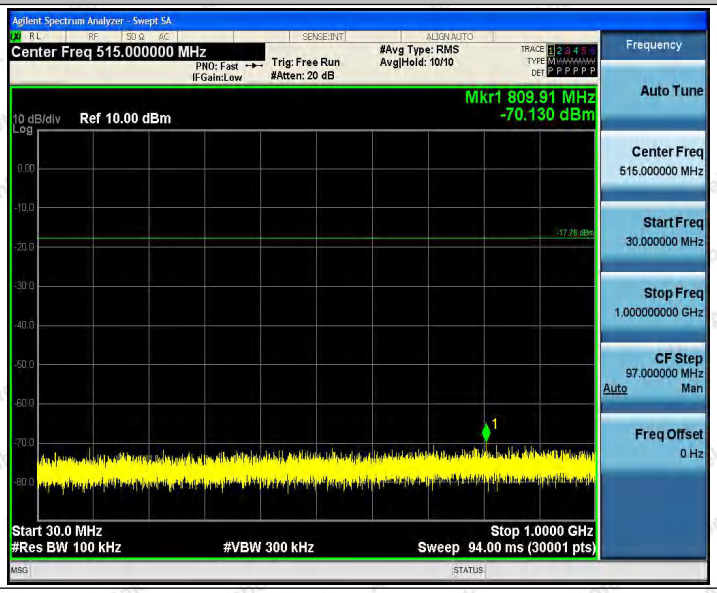

11B_Ant1_2437_1000~26500

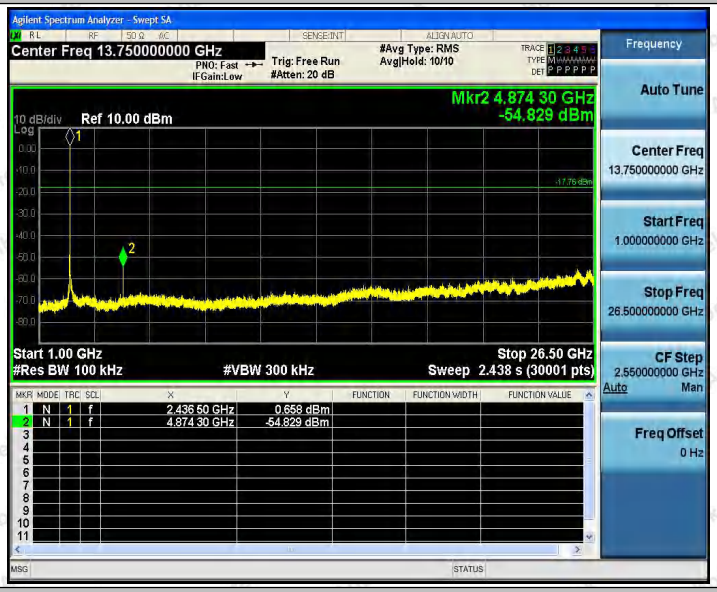

11B_Ant1_2462_0~Reference

11B_Ant1_2462_30~1000

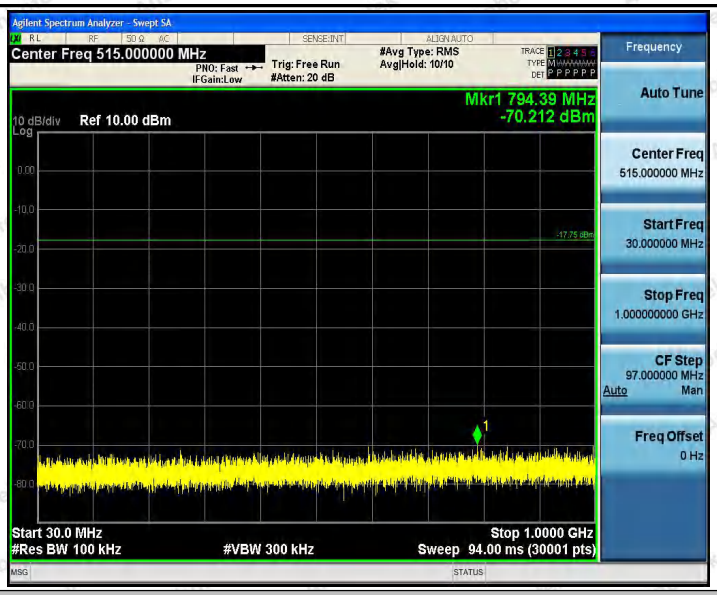

11B_Ant1_2462_1000~26500

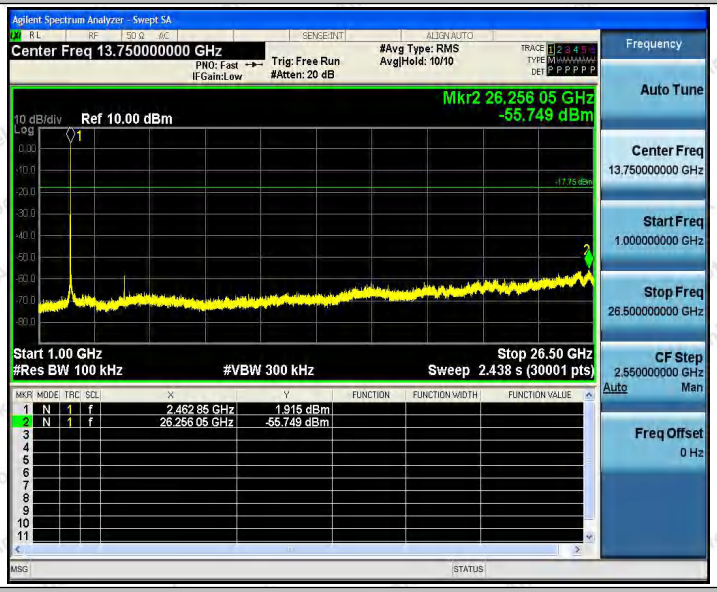

11G_Ant1_2412_0~Reference

11G_Ant1_2412_30~1000

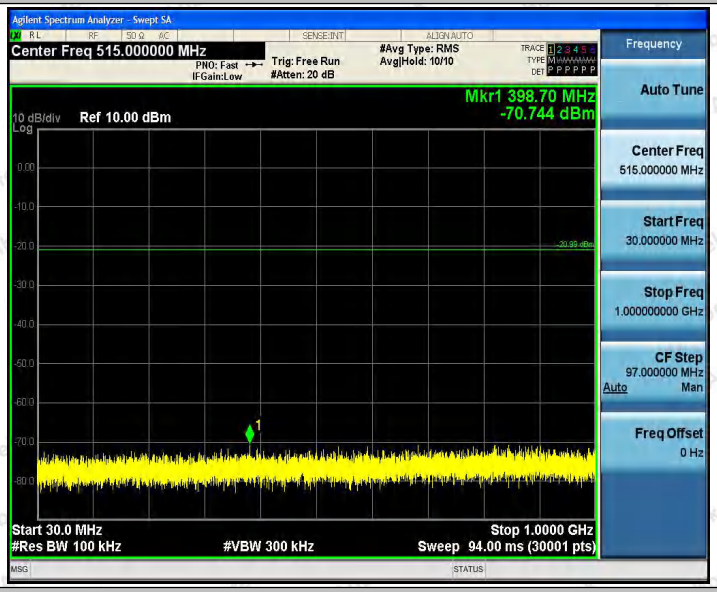

11G_Ant1_2412_1000~26500

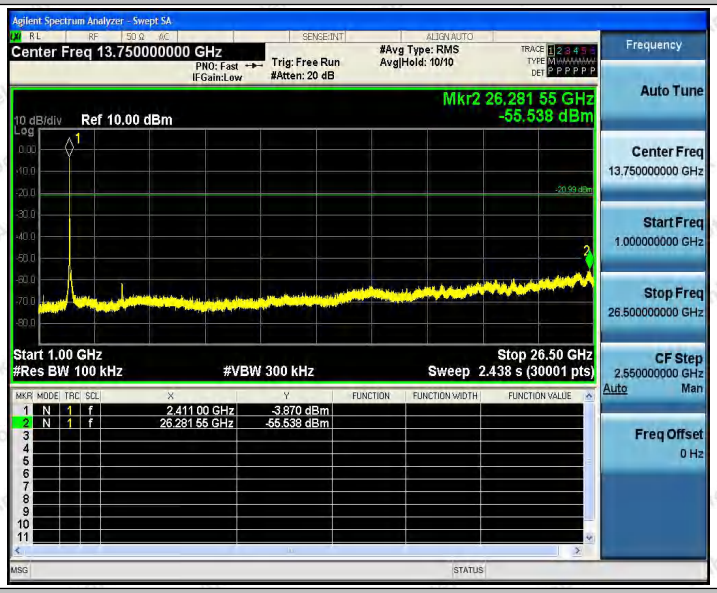

11G_Ant1_2437_0~Reference

11G_Ant1_2437_30~1000

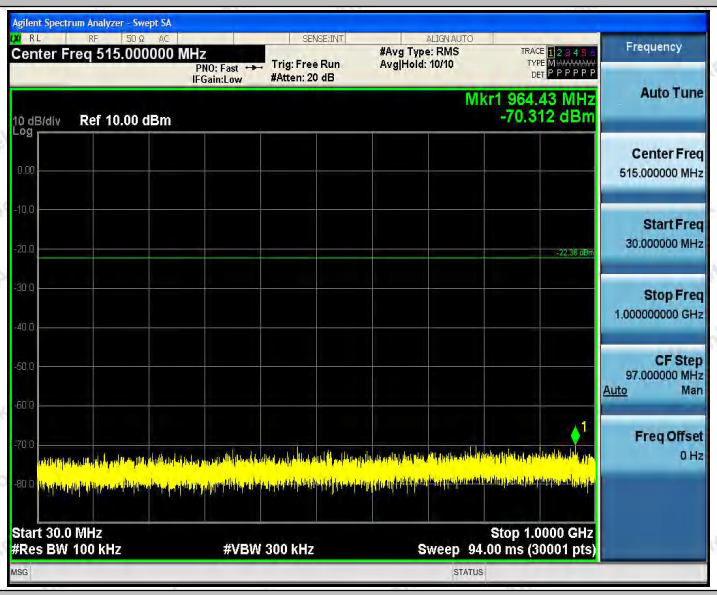

11G_Ant1_2437_1000~26500

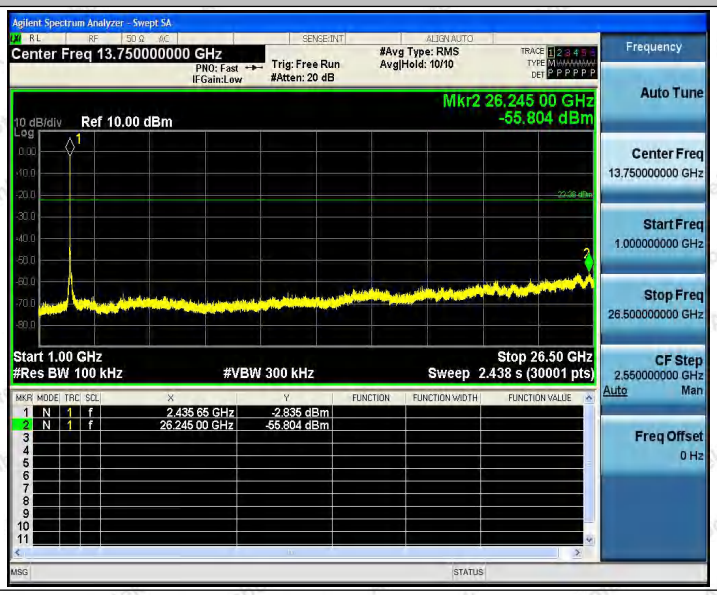

11G_Ant1_2462_0~Reference

11G_Ant1_2462_30~1000

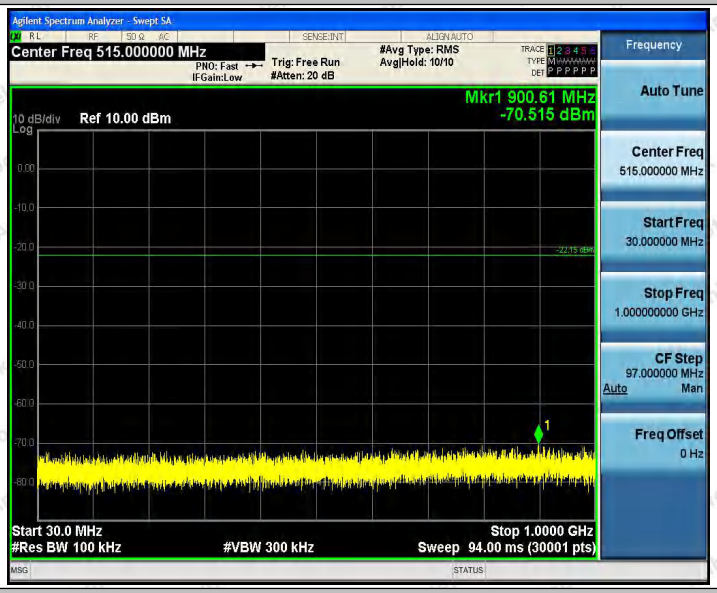

11G_Ant1_2462_1000~26500

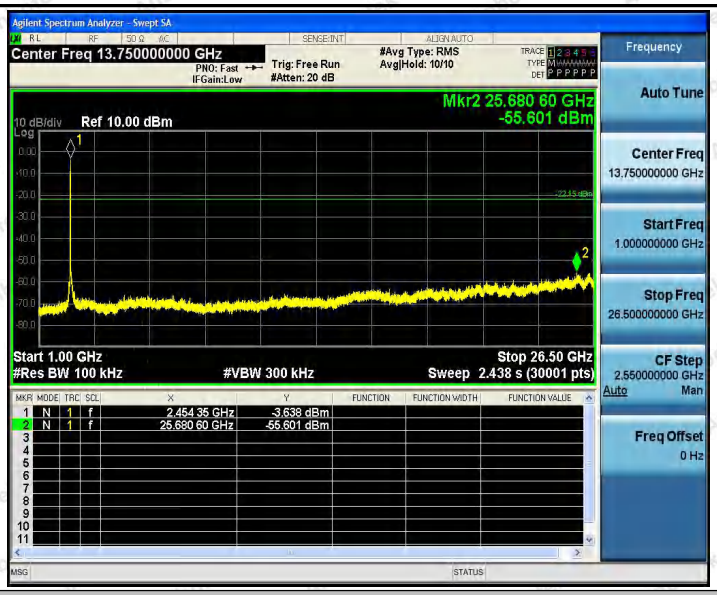

11N20_Ant1_2412_0~Reference

11N20_Ant1_2412_30~1000

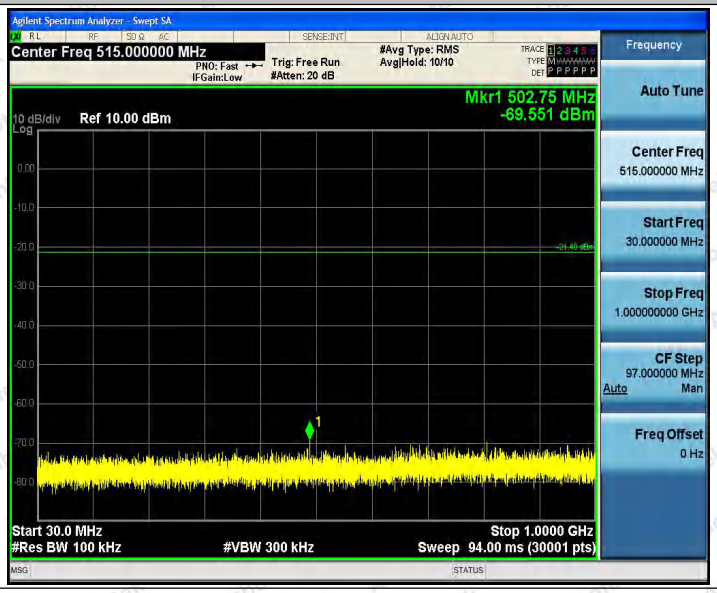

11N20_Ant1_2412_1000~26500

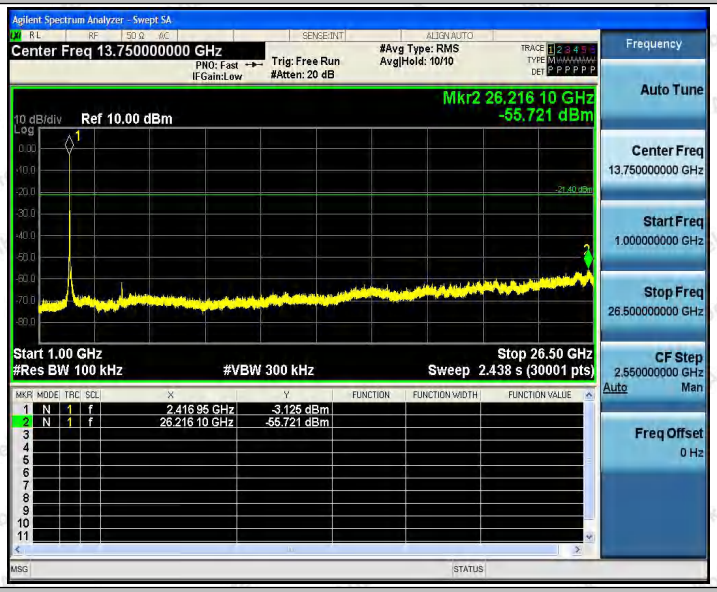

11N20_Ant1_2437_0~Reference

11N20_Ant1_2437_30~1000

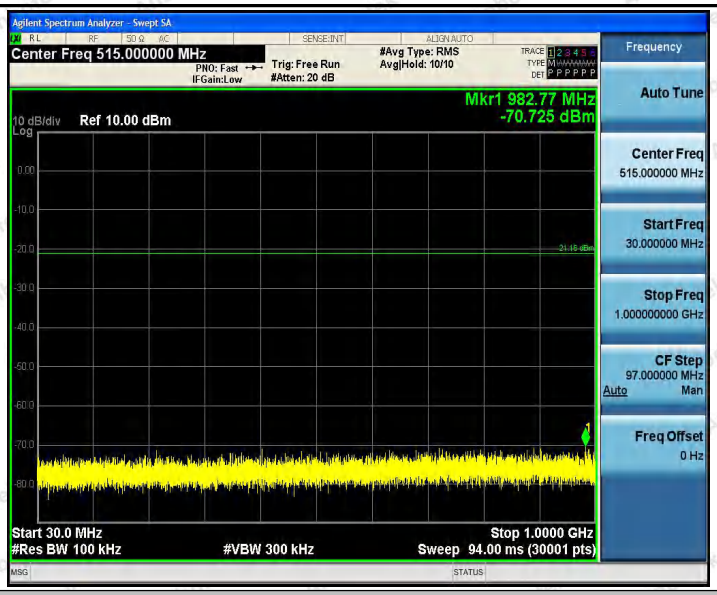

11N20_Ant1_2437_1000~26500

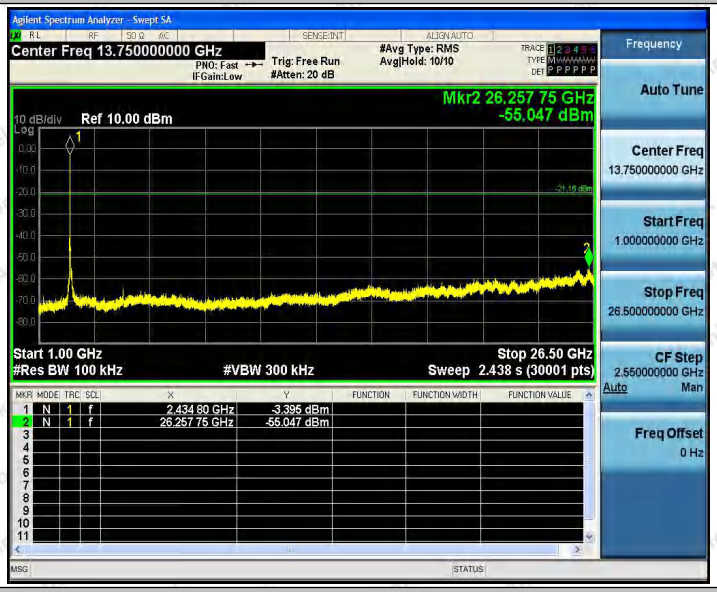

11N20_Ant1_2462_0~Reference

11N20_Ant1_2462_30~1000

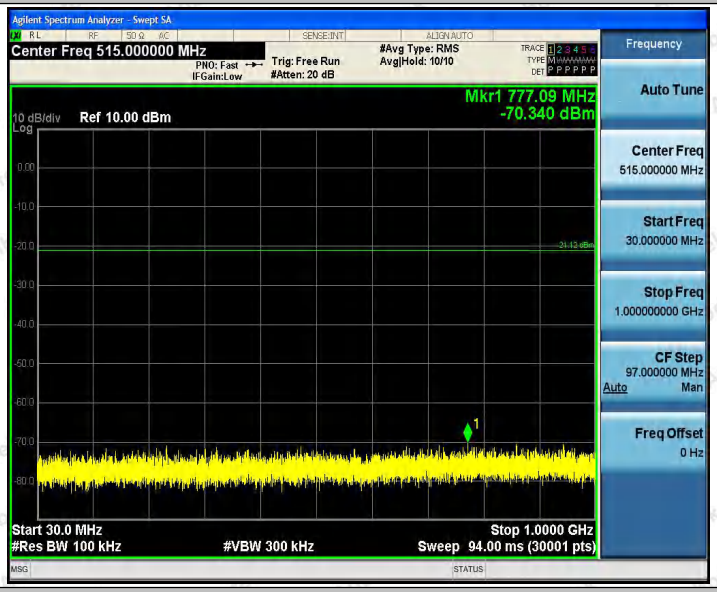

11N20_Ant1_2462_1000~26500

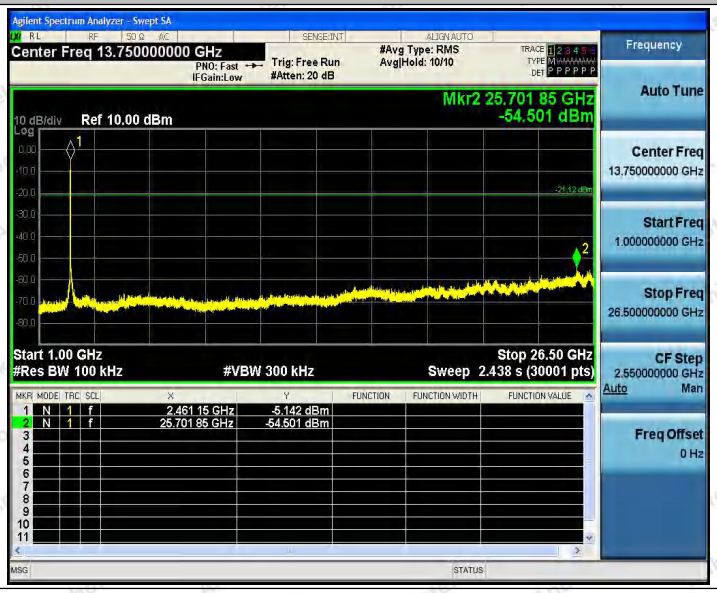

Appendix G: Duty Cycle

Test Result

Test Mode	Antenna	Channel	Transmission Duration [ms]	Transmission Period [ms]	Duty Cycle [%]	Limit	Verdict
11B	Ant1	2412	8.39	8.41	99.76	---	PASS
		2437	8.39	8.42	99.64	---	PASS
		2462	8.39	8.42	99.64	---	PASS
11G	Ant1	2412	1.39	1.43	97.20	---	PASS
		2437	1.39	1.43	97.20	---	PASS
		2462	1.40	1.43	97.90	---	PASS
11N20	Ant1	2412	1.30	1.34	97.01	---	PASS
		2437	1.30	1.33	97.74	---	PASS
		2462	1.30	1.34	97.01	---	PASS

Test Graphs

11B_Ant1_2412

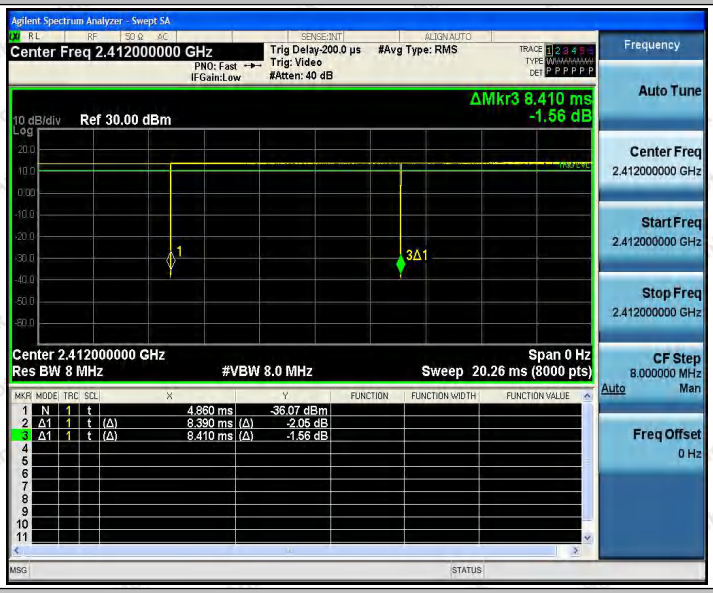

11B_Ant1_2437

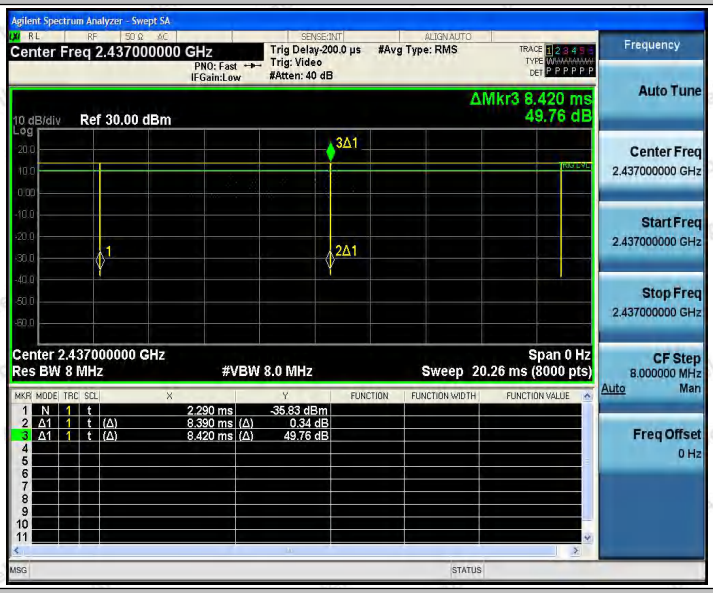

11B_Ant1_2462

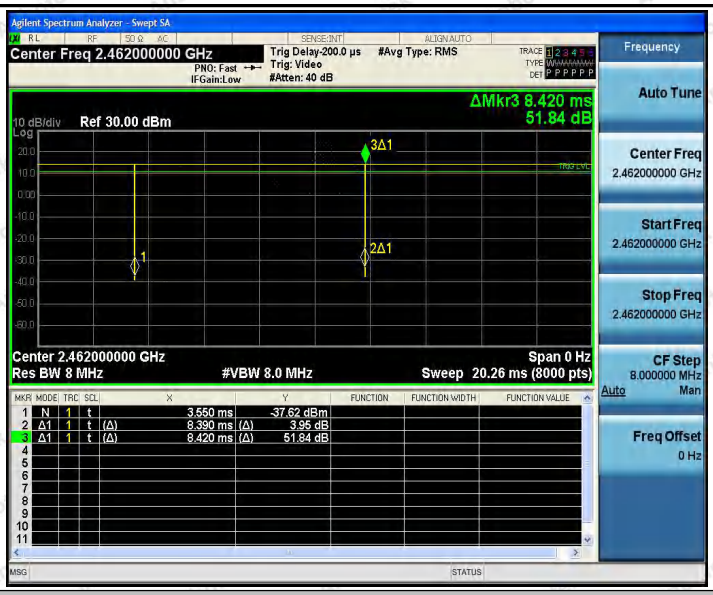

11G_Ant1_2412

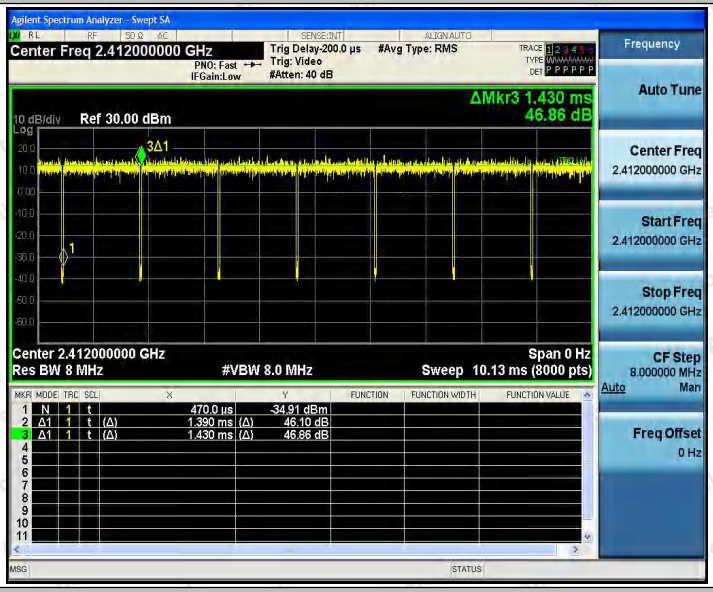

11G_Ant1_2437

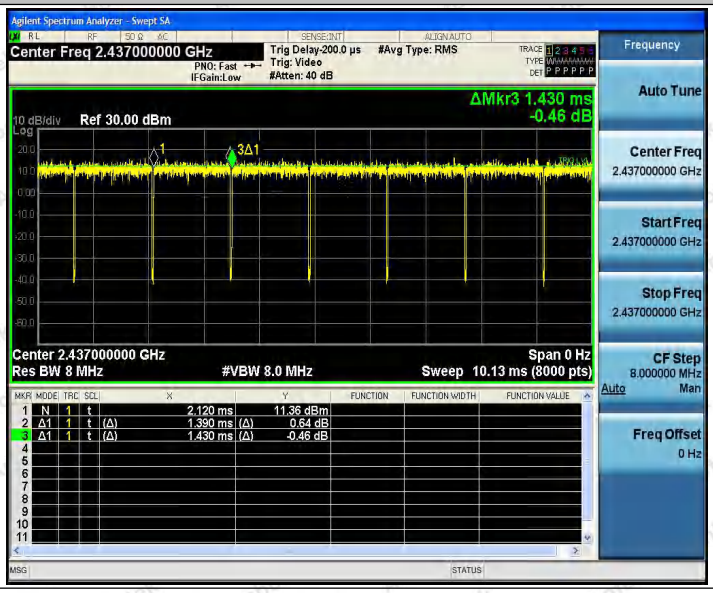

11G_Ant1_2462

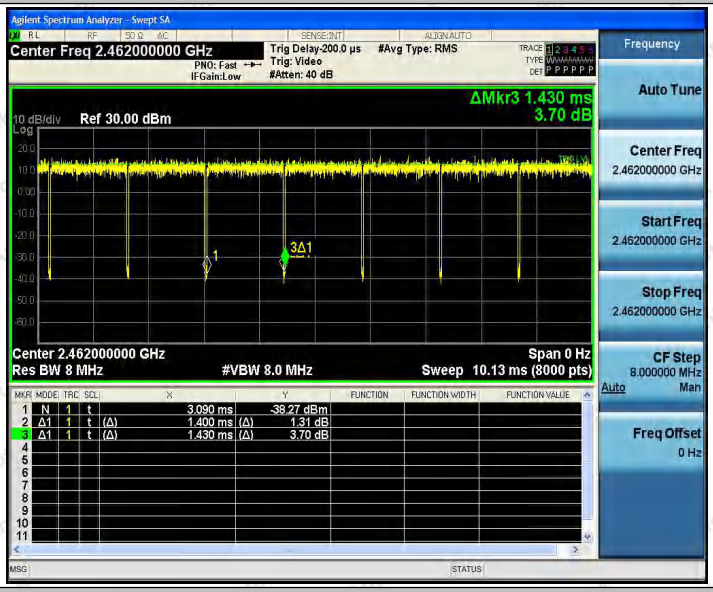

11N20_Ant1_2412

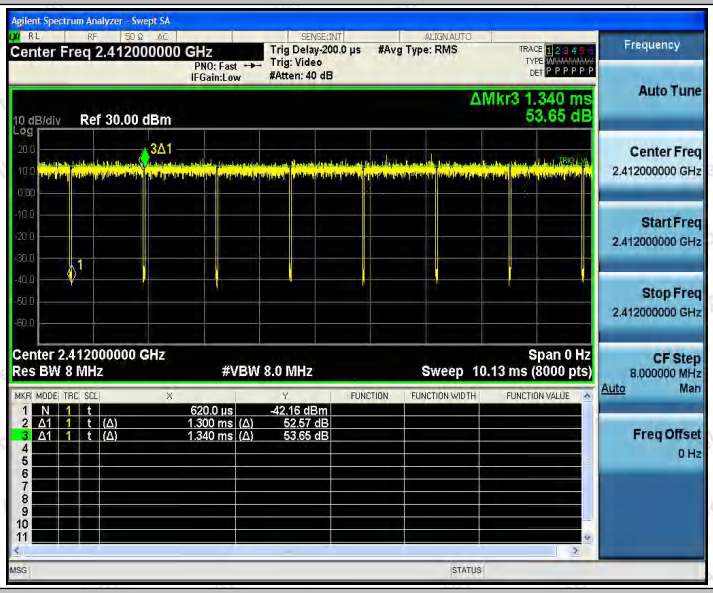

11N20_Ant1_2437

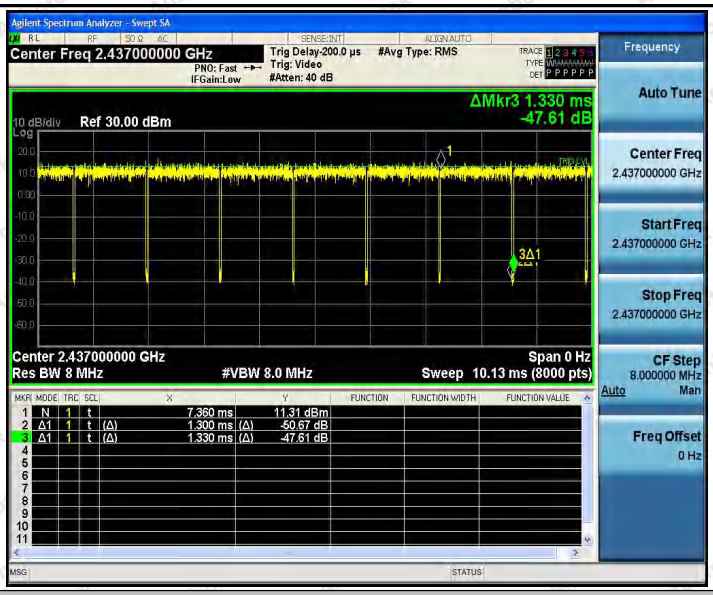

11N20_Ant1_2462

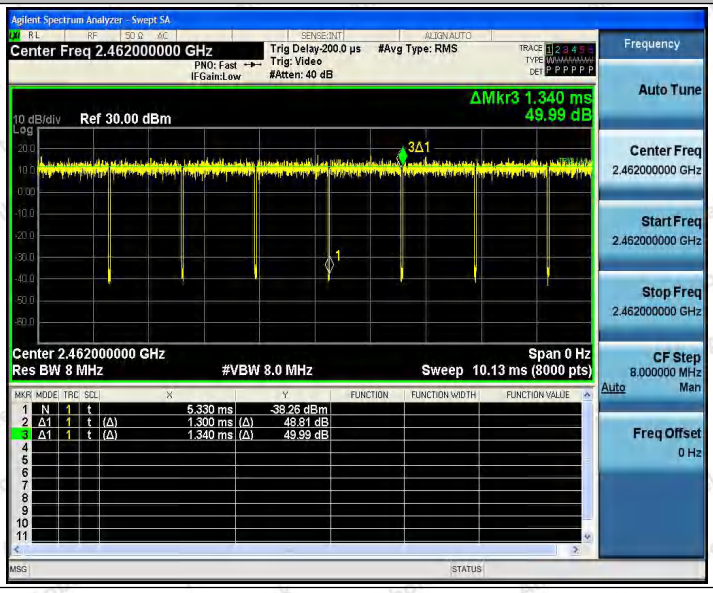

---End---