## Packing list

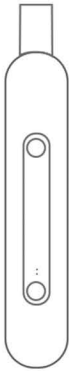

goHeart

User Guide

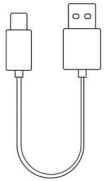

USB line

Attachment strap*2

## Product overview ···

## Specification ···

Size: 180*38*24.3mm

Batter capacity: 2200mAh

Working temperature: -10℃~50℃

Time of endurance: 12 hours

Color: Black、 White

Transmit range: In the city 1-3km  Open air 3-5km

Bluetooth: 4.0

goHeart
Travel

## Features ···

Text

GPS location sharing

Walkie-talkie

SOS Button

P2P tracking

Scratch-proof

# USER GUIDE >>>

## Special attention:

1.In addition to offline feature,the App also has online feature developed to healp the communication to be easier.
2.The communciation range frequency is from 1km up to 5km in open areas and in denser locations.
3.Both parties need to be within the frequency range or else the user won’t be able to communicate.
4.Befor the trip begins,make sure that the map has been downloaded while the device is still connected to the internet.
5.Wireless earbuds can be used if it is connected to the phone.
5.One person can only access one group,buy they can change the the channel anytime.
7.There are no limitations to the number of units in the team,but if it is over than 50 units, it mights slow down due to bandwidth restriction.
8.When having problems installing the app on the device,please restart.

goHeart

# How it works?

1.Download the goHeart App.(You can search "goHeart"to download it).

2.After pressing the power button the light will start blinking indicating that the device is turned on.

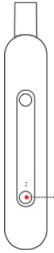

Press-down for 3 seconds

3. Finish the personal information and enter the page.

4. Enable the Bluetooth. After that, open the app. Connect the device — tap to scan the device — connect.

Connect the device by enabling the Bluetooth connection

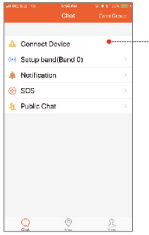

Tap to scan the device and pair it with your phone. After the device is fully connected,the light on the device will blink.

5. Create a group chat and send the group invitation to start the group conversation.

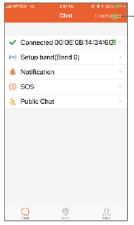

6. Start a conversation with your friends. After creating the group, the user is able to communicate using personal chat, public chat or the group chat.

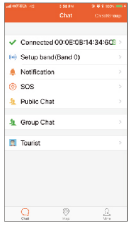

7. Voice Chat feature is used to record a message that is placed onthe bottom left. On the bottom right there are 3 features included:

'Sharing Location' , to share the real time location information;

'Route/Area' , automatically project your route;

'Voice Message' , public broadcast to anyone within range.

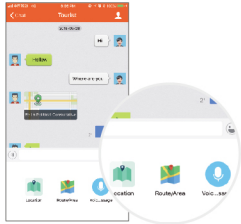


8. SOS Button is installed for emergency and security purpose,by delivering a message immediately to your friends.

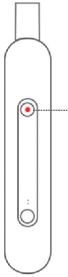

SOS Button

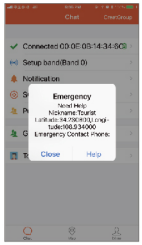


The SOS and the GPS will send your coordinate location

***Let's get started !***

FCC Statement

This device complies with part 15 of the FCC rules. Operation is subject to the following two conditions: (1) this device may not cause harmful interference, and (2) this device must accept any interference received, including interference that may cause undesired operation.

Changes or modifications not expressly approved by the party responsible for compliance could void the user's authority to operate the equipment.

NOTE: This equipment has been tested and found to comply with the limits for a Class B digital device, pursuant to part 15 of the FCC Rules. These limits are designed to provide reasonable protection against harmful interference in a residential installation. This equipment generates uses and can radiate radio frequency energy and, if not installed and used in accordance with the instructions, may cause harmful interference to radio communications. However, there is no guarantee that interference will not occur in a particular installation. If this equipment does cause harmful interference to radio or television reception, which can be determined by turning the equipment off and on, the user is encouraged to try to correct the interference by one or more of the following measures:

- Reorient or relocate the receiving antenna.
- Increase the separation between the equipment and receiver.
- Connect the equipment into an outlet on a circuit different from that to which the receiver is connected.
- Consult the dealer or an experienced radio/TV technician for help.

The device has been evaluated to meet general RF exposure requirement. The device can be used in portable exposure condition without restriction.