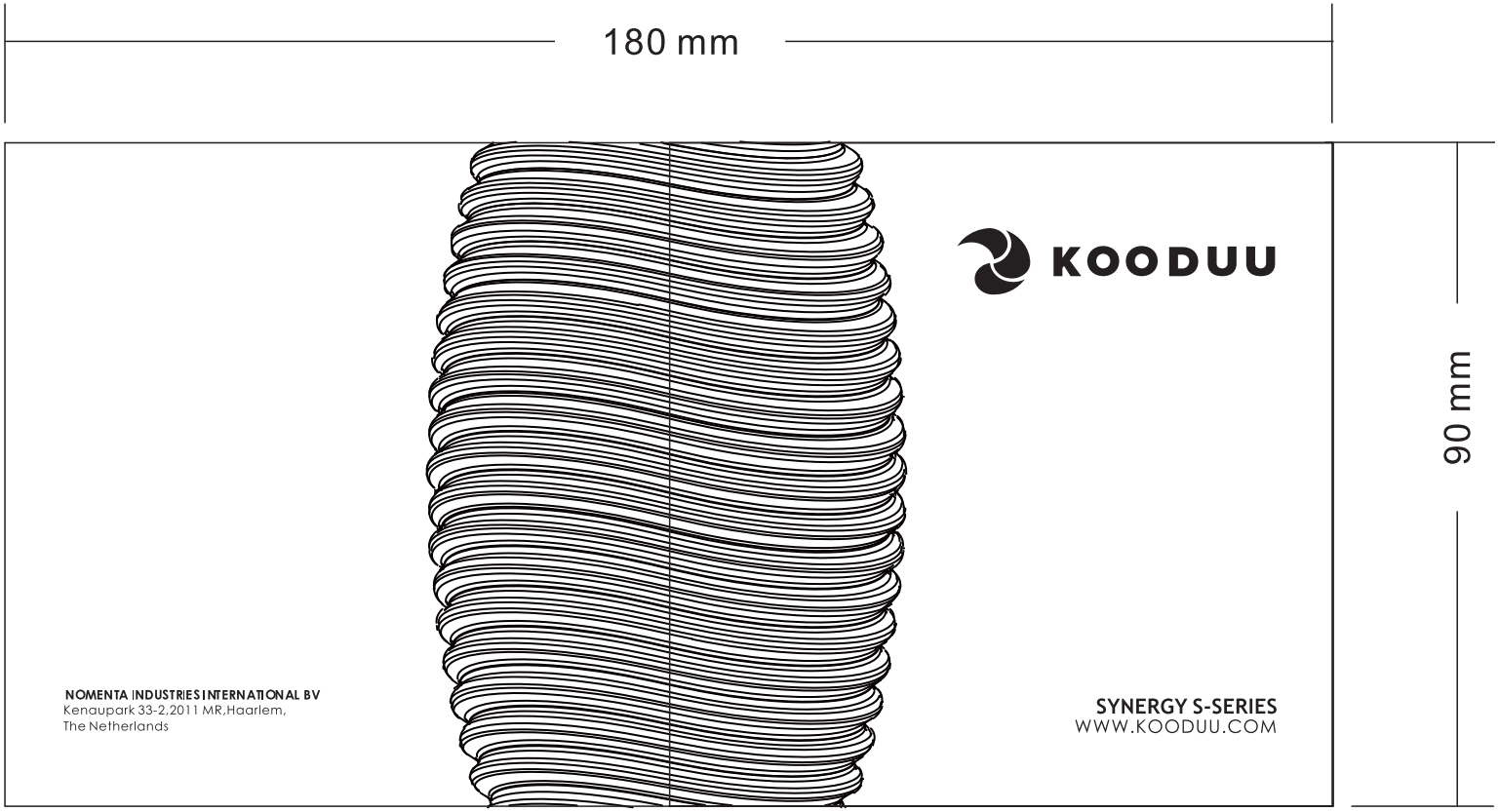

FCC Warning Statement

This equipment has been tested and found to comply with the limits for a Class B digital device, pursuant to part 15 of the FCC Rules. These limits are designed to provide reasonable protection against harmful interference in a residential installation. This equipment generates, uses and can radiate radio frequency energy and, if not installed and used in accordance with the instructions, may cause harmful interference to radio communications. However, there is no guarantee that interference will not occur in a particular installation. If this equipment does cause harmful interference to radio or television reception, which can be determined by turning the equipment off and on, the user is encouraged to try to correct the interference by one or more of the following measures:

• Reorient or relocate the receiving antenna.
• Increase the separation between the equipment and receiver.
• Connect the equipment into an outlet on a circuit different from that to which the receiver is connected.
• Consult the dealer or an experienced radio/TV technician for help.

Caution: Any changes or modifications to this device not explicitly approved by manufacturer could void your authority to operate this equipment.
This device complies with part 15 of the FCC Rules. Operation is subject to the following two conditions: (1) This device may not cause harmful interference, and (2) this device must accept any interference received, including interference that may cause undesired operation.
The device has been evaluated to meet general RF exposure requirement. The device can be used in portable exposure condition without restriction.

Bluetooth Speaker

Synergy 50 PRO

Introduction

Dear Customer,
Thank you for purchasing our Kooduu LED light Speaker.
This product complies with the statutory national and European requirements.
To maintain this status and to ensure safe operation, you as the user must observe these operating instructions!

These operating instructions are part of this product. They contain important notes on commissioning and handling. Also consider this if you pass on the product to any third party. Therefore, retain these operating instructions for reference!

All company names and product names are trademarks of their respective owners.
All rights reserved.

1. Intended use

This Floor LED Light with Bluetooth Speaker and Wine Bucket intended to be used as a lifestyle product.
The product serves as a Light and playback unit of music streaming. Its top bucket can be used for chilling wine or used as flower pots.
Any other use than that described above and can damage the product. Additionally, this is connected to dangers, such as short circuit, fire, electric shock, etc.
No part of this product must be modified or converted!
Read these operating instructions completely and attentively; they contain a lot of important information on setup, function and operation. Always observe the safety information!
The included power adaptor is for INDOOR charging only.

2. Box content

- Floor LED light with Bluetooth Speaker
- Power Adapter
- Operating Manual
- USB cable
- Support Stands
- Screws

3. Safety information

The warranty/guarantee will expire if damage is incurred resulting from non-compliance with these operating instructions. We do not assume any liability for consequential damage!
Nor do we assume any liability for damage to property or personal injury caused by improper use or failure to observe the safety information. In such cases the guarantee/ warranty will expire!

The following safety information is intended not only for the protection of your health but also for the protection of the device. Please read the following items carefully:
The unauthorized conversion and/or modification of the product is inadmissible for safety and approval reasons (CE).
The product is only suitable for dry areas. Do not expose it to for long periods of time to direct sunlight, heat, cold, dampness or wetness; otherwise, it may cause damage to the product.
There is danger of fire or potentially fatal electric shock. If this is the case, first power down the respective socket (e.g. switch off circuit breaker) and then pull the power adaptor from the socket. Disconnect all cables from the device. Do not operate the product anymore afterwards, but take it to a specialist workshop.
Do not place any open sources of fire, such as burning candles, on the device.
Handle the product with care. It can be damaged by impact, blows or when dropped even from a low height.
Note: The handle and aluminum ring are not water proofed and need to be kept dry at all times.
This product is not a toy and not suitable for children. Children cannot judge the dangers involved when handling electrical devices.
Do not leave packing material unattended. It may become a dangerous toy for children.
Also observe the safety and operating instructions of any other devices that you connect to the speaker.

4. Product overview

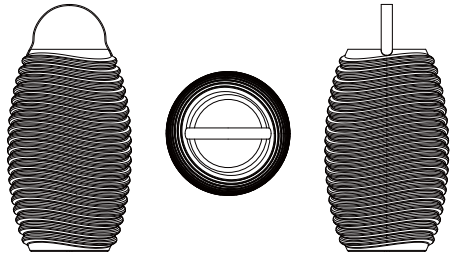

Keys function & Bottom

A1 On/Off switch
A2 USB charging port

Adaptor

B1 USB charger
B2 USB cable

Assembly Parts

C1. Support Stands
C2. Screws

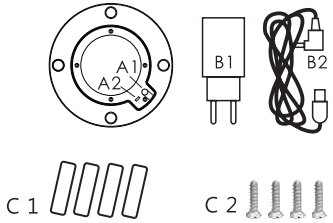

5. Setup your Speaker

1.SetupStereo/TWS(TwinSpeakerMode)connection
Step1:
Hold the On/Off key pressed for about 3 seconds on the first LED lamp and repeat for the second LED
lamp.There will be a welcome tone and the blue LED light will flash on both lamps.

Step2:
Press the power button twice in a row on one of the LED lamps.(This lamp is now the MASTER lamp) You will prompted with a sound and once connected the second LED lamp’s blue light will switch off.
(This lamp is now the SLAVE)The Masterlamp’s blue LED will still be flashing.

Step3.
NowturnonyourBluetoothonyourmobilephoneandfind theSynergy(35s)/(50s)/(65s)ondiscover abledevicesinyour BluetoothmenuandpairwiththeLamp.BluelightontheMasterlampnow switchesoff.

2.Setup Mono(singleunit) connection.
Step1:
Hold the On/Off key pressed for about 3 seconds on the first LED.There will be a welcome tone and the
blue LED light will flash.

Step2:
Short press the On/OFF 1 time.

Step3.
Now turn on your Bluetooth on your mobile phone and find the Synergy (35s)/(50s)/(65s) on discoverable devices in your Bluetooth menu and pair with the Lamp.Blue light on the Lamp now switches off.

Charging:
Lift up the small silicone insert and insert the USBJack intotheUSB port.First time using the product we
suggest leaving the USB jack for a minimum of 12 hours to charge the internal battery fully.

GeneralNote:

Our Kooduu LED Twin speaker’s Master lamp is always LEFT channel.The Slave lamp is always right channel.You should always keep the two lamps within10-15m (depending on the environment) within each other and the same distance from your mobile device to the Master lamp.

6. Maintenance and cleaning

Servicing or repair must only be carried out by a specialist or specialist workshop. The product contains no parts that require servicing by you. Therefore, never open the product.

A dry, soft and clean cloth is sufficient for cleaning the outside.
Never use any aggressive cleaning agents, alcohol or other chemical solutions that would damage the casing (discoloration).

7. Disposal

a) Product
Electronic devices are recyclable waste and must not be disposed of in the household waste!
At the end of its service life, dispose of the product according to the relevant statutory regulations.
Remove any inserted batteries/rechargeable batteries and dispose of them separately from the product.
b) Batteries and Rechargeable Batteries
You as the end user are required by law (Battery Ordinance) to return all used batteries/rechargeable batteries. Disposing of them in household waste is prohibited! Batteries/rechargeable batteries that contain any hazardous substances are labeled with the adjacent icon to indicate that disposal in domestic waste is forbidden. The descriptions for the respective heavy metals are: Cd=cadmium, Hg=mercury, Pb=lead (the names are indicated on the battery/ rechargeable battery e.g. below the rubbish bin symbol shown on the left).
You may return used batteries/rechargeable batteries free of charge at the official collection points in your community, in our stores, or wherever batteries/rechargeable batteries are sold.
You thus fulfill your statutory obligations and contribute to the protection of the environment.