Appendix C. Radiated Spurious Emission

Test Engineer :	Andy Yang, Karl Hou, Leo Liu, and BigShow Wang	Temperature :	23.2~26.1°C
		Relative Humidity :	50.3~56.2%

2.4GHz 2400~2483.5MHz

WIFI 802.11b (Band Edge @ 3m)

WIFI Ant.	Note	Frequency	Level	Over Limit	Limit Line	Read Level	Antenna Factor	Path Loss	Preamp Factor	Ant Pos	Table Pos	Peak Avg.	Pol.
0		(MHz)	(dBμV/m)	(dB)	(dBμV/m)	(dBμV)	(dB/m)	(dB)	(dB)	(cm)	(deg)	(P/A)	(H/V)
802.11b CH 01 2412MHz		2314.725	54.51	-19.49	74	41.65	27.83	16.06	31.03	353	133	P	H
		2385.285	43.93	-10.07	54	31.14	27.63	16.15	30.99	353	133	A	H
	*	2412	112.58	-	-	99.78	27.6	16.18	30.98	353	133	P	H
	*	2412	109.51	-	-	96.71	27.6	16.18	30.98	353	133	A	H
		2351.475	53.67	-20.33	74	40.87	27.7	16.11	31.01	100	227	P	V
		2385.075	42.78	-11.22	54	29.99	27.63	16.15	30.99	100	227	A	V
	*	2412	104.85	-	-	92.05	27.6	16.18	30.98	100	227	P	V
	*	2412	101.87	-	-	89.07	27.6	16.18	30.98	100	227	A	V
802.11b CH 06 2437MHz		2340.66	53.57	-20.43	74	40.79	27.7	16.09	31.01	346	134	P	H
		2310.56	42.83	-11.17	54	29.98	27.83	16.05	31.03	346	134	A	H
	*	2437	110.36	-	-	97.52	27.6	16.21	30.97	346	134	P	H
	*	2437	107.28	-	-	94.44	27.6	16.21	30.97	346	134	A	H
		2497.76	52.68	-21.32	74	39.95	27.4	16.27	30.94	346	134	P	H
		2483.9	42.75	-11.25	54	29.98	27.47	16.25	30.95	346	134	A	H
		2362.36	53.41	-20.59	74	40.62	27.67	16.12	31	100	226	P	V
		2310.7	42.53	-11.47	54	29.68	27.83	16.05	31.03	100	226	A	V
	*	2437	104.72	-	-	91.88	27.6	16.21	30.97	100	226	P	V
	*	2437	101.61	-	-	88.77	27.6	16.21	30.97	100	226	A	V
		2484.39	53.57	-20.43	74	40.8	27.47	16.25	30.95	100	226	P	V
		2497.06	42.52	-11.48	54	29.79	27.4	16.27	30.94	100	226	A	V

802.11b CH 11 2462MHz	*	2462	110.38	-	-	97.58	27.53	16.23	30.96	340	135	P	H
	*	2462	107.26	-	-	94.46	27.53	16.23	30.96	340	135	A	H
		2484.88	53.74	-20.26	74	40.97	27.47	16.25	30.95	340	135	P	H
		2483.52	44.53	-9.47	54	31.76	27.47	16.25	30.95	340	135	A	H
	*	2462	105.68	-	-	92.88	27.53	16.23	30.96	126	227	P	V
	*	2462	102.61	-	-	89.81	27.53	16.23	30.96	126	227	A	V
		2488.16	53.61	-20.39	74	40.9	27.4	16.26	30.95	126	227	P	V
		2483.52	43.34	-10.66	54	30.57	27.47	16.25	30.95	126	227	A	V
802.11b CH 12 2467MHz	*	2467	108.04	-	-	95.23	27.53	16.24	30.96	339	134	P	H
	*	2467	104.9	-	-	92.09	27.53	16.24	30.96	339	134	A	H
		2484.2	54.8	-19.2	74	42.03	27.47	16.25	30.95	339	134	P	H
		2483.64	46.8	-7.2	54	34.03	27.47	16.25	30.95	339	134	A	H
	*	2467	103.66	-	-	90.85	27.53	16.24	30.96	148	225	P	V
	*	2467	100.58	-	-	87.77	27.53	16.24	30.96	148	225	A	V
		2497.6	53.78	-20.22	74	41.05	27.4	16.27	30.94	148	225	P	V
		2483.72	44.48	-9.52	54	31.71	27.47	16.25	30.95	148	225	A	V
802.11b CH 13 2472MHz	*	2472	105.37	-	-	92.61	27.47	16.24	30.95	298	132	P	H
	*	2472	102.29	-	-	89.53	27.47	16.24	30.95	298	132	A	H
		2487.52	56.27	-17.73	74	43.56	27.4	16.26	30.95	298	132	P	H
		2483.84	50.19	-3.81	54	37.42	27.47	16.25	30.95	298	132	A	H
	*	2472	100.69	-	-	87.93	27.47	16.24	30.95	134	223	P	V
	*	2472	97.7	-	-	84.94	27.47	16.24	30.95	134	223	A	V
		2484.84	55.15	-18.85	74	42.38	27.47	16.25	30.95	134	223	P	V
		2483.92	46.34	-7.66	54	33.57	27.47	16.25	30.95	134	223	A	V
Remark	1. No other spurious found. 2. All results are PASS against Peak and Average limit line.												

2.4GHz 2400~2483.5MHz

WIFI 802.11b (Harmonic @ 3m)

WIFI Ant. 0	Note	Frequency (MHz)	Level (dBμV/m)	Over Limit (dB)	Limit Line (dBμV/m)	Read Level (dBμV)	Antenna Factor (dB/m)	Path Loss (dB)	Preamp Factor (dB)	Ant Pos (cm)	Table Pos (deg)	Peak Avg. (P/A)	Pol. (H/V)
802.11b CH 01 2412MHz		4824	38.44	-35.56	74	56.71	31.3	9.59	59.16	100	0	P	H
		4824	38.68	-35.32	74	56.95	31.3	9.59	59.16	100	0	P	V
802.11b CH 06 2437MHz		4874	37.74	-36.26	74	56.03	31.3	9.58	59.17	100	0	P	H
		7311	42.98	-31.02	74	54.3	36.2	11.66	59.18	100	0	P	H
		4874	40.17	-33.83	74	58.46	31.3	9.58	59.17	100	0	P	V
		7311	42.07	-31.93	74	53.39	36.2	11.66	59.18	100	0	P	V
802.11b CH 11 2462MHz		4924	38.64	-35.36	74	56.88	31.37	9.57	59.18	100	0	P	H
		7386	44.1	-29.9	74	55.08	36.5	11.67	59.15	100	0	P	H
		4924	40.41	-33.59	74	58.65	31.37	9.57	59.18	100	0	P	V
		7386	43.36	-30.64	74	54.34	36.5	11.67	59.15	100	0	P	V
802.11b CH 12 2467MHz		4934	36.6	-37.4	74	54.86	31.37	9.56	59.19	100	0	P	H
		7401	43.18	-30.82	74	54.12	36.53	11.67	59.14	100	0	P	H
		4934	37.07	-36.93	74	55.33	31.37	9.56	59.19	100	0	P	V
		7401	43.12	-30.88	74	54.06	36.53	11.67	59.14	100	0	P	V
802.11b CH 13 2472MHz		4944	36.97	-37.03	74	55.2	31.4	9.56	59.19	100	0	P	H
		7416	43.33	-30.67	74	54.24	36.53	11.69	59.13	100	0	P	H
		4944	36.42	-37.58	74	54.65	31.4	9.56	59.19	100	0	P	V
		7416	42.48	-31.52	74	53.39	36.53	11.69	59.13	100	0	P	V
Remark	1. No other spurious found. 2. All results are PASS against Peak and Average limit line.												

2.4GHz 2400~2483.5MHz

WIFI 802.11g (Band Edge @ 3m)

WIFI Ant. 0	Note	Frequency (MHz)	Level (dBμV/m)	Over Limit (dB)	Limit Line (dBμV/m)	Read Level (dBμV)	Antenna Factor (dB/m)	Path Loss (dB)	Preamp Factor (dB)	Ant Pos (cm)	Table Pos (deg)	Peak Avg. (P/A)	Pol. (H/V)
802.11g CH 01 2412MHz		2389.695	62.61	-11.39	74	49.84	27.6	16.16	30.99	353	150	P	H
		2390	49.47	-4.53	54	36.7	27.6	16.16	30.99	353	150	A	H
	*	2412	111.9	-	-	99.1	27.6	16.18	30.98	353	150	P	H
	*	2412	104.16	-	-	91.36	27.6	16.18	30.98	353	150	A	H
		2390	59.14	-14.86	74	46.37	27.6	16.16	30.99	100	229	P	V
		2390	45.62	-8.38	54	32.85	27.6	16.16	30.99	100	229	A	V
	*	2412	104.55	-	-	91.75	27.6	16.18	30.98	100	229	P	V
	*	2412	96.97	-	-	84.17	27.6	16.18	30.98	100	229	A	V
802.11g CH 02 2417MHz		2389.275	71.92	-2.08	74	59.31	27.6	6.24	31.15	273	144	P	H
		2390	52.91	-1.09	54	40.3	27.6	6.24	31.15	273	144	A	H
	*	2417	115.21	-	-	102.55	27.6	6.27	31.13	273	144	P	H
	*	2417	107.72	-	-	95.06	27.6	6.27	31.13	273	144	A	H
		2389.065	66.51	-7.49	74	53.9	27.6	6.24	31.15	129	224	P	V
		2390	48.8	-5.2	54	36.19	27.6	6.24	31.15	129	224	A	V
	*	2417	109.54	-	-	96.88	27.6	6.27	31.13	129	224	P	V
	*	2417	102.27	-	-	89.61	27.6	6.27	31.13	129	224	A	V
802.11g CH 06 2437MHz		2387.42	53.7	-20.3	74	40.94	27.6	16.15	30.99	307	135	P	H
		2389.8	43.64	-10.36	54	30.87	27.6	16.16	30.99	307	135	A	H
	*	2437	114.94	-	-	102.1	27.6	16.21	30.97	307	135	P	H
	*	2437	107.89	-	-	95.05	27.6	16.21	30.97	307	135	A	H
		2489.78	55.64	-18.36	74	42.92	27.4	16.26	30.94	307	135	P	H
		2483.62	43.45	-10.55	54	30.68	27.47	16.25	30.95	307	135	A	H
		2351.3	53.22	-20.78	74	40.42	27.7	16.11	31.01	100	226	P	V
		2387.42	42.68	-11.32	54	29.92	27.6	16.15	30.99	100	226	A	V
	*	2437	110.33	-	-	97.49	27.6	16.21	30.97	100	226	P	V
	*	2437	102.61	-	-	89.77	27.6	16.21	30.97	100	226	A	V
		2486.21	53.3	-20.7	74	40.52	27.47	16.26	30.95	100	226	P	V
		2483.5	42.91	-11.09	54	30.14	27.47	16.25	30.95	100	226	A	V

802.11g CH 10 2457MHz	*	2457	115.49	-	-	102.84	27.53	6.31	31.11	268	146	P	H
	*	2457	107.57	-	-	94.92	27.53	6.31	31.11	268	146	A	H
		2483.68	71.34	-2.66	74	58.72	27.47	6.33	31.1	268	146	P	H
		2483.52	51.09	-2.91	54	38.47	27.47	6.33	31.1	268	146	A	H
	*	2457	110.6	-	-	97.95	27.53	6.31	31.11	123	223	P	V
	*	2457	103.31	-	-	90.66	27.53	6.31	31.11	123	223	A	V
		2484.36	64.01	-9.99	74	51.39	27.47	6.33	31.1	123	223	P	V
		2483.52	47.54	-6.46	54	34.92	27.47	6.33	31.1	123	223	A	V
802.11g CH 11 2462MHz	*	2462	110.89	-	-	98.09	27.53	16.23	30.96	100	102	P	H
	*	2462	103.55	-	-	90.75	27.53	16.23	30.96	100	102	A	H
		2483.52	63.76	-10.24	74	50.99	27.47	16.25	30.95	100	102	P	H
		2483.52	49.9	-4.1	54	37.13	27.47	16.25	30.95	100	102	A	H
	*	2462	106.36	-	-	93.56	27.53	16.23	30.96	100	221	P	V
	*	2462	99.02	-	-	86.22	27.53	16.23	30.96	100	221	A	V
		2483.52	61.62	-12.38	74	48.85	27.47	16.25	30.95	100	221	P	V
		2483.52	46.81	-7.19	54	34.04	27.47	16.25	30.95	100	221	A	V
802.11g CH 12 2467MHz	*	2467	105.35	-	-	92.54	27.53	16.24	30.96	301	136	P	H
	*	2467	97.76	-	-	84.95	27.53	16.24	30.96	301	136	A	H
		2484.32	60.1	-13.9	74	47.33	27.47	16.25	30.95	301	136	P	H
		2483.52	46.04	-7.96	54	33.27	27.47	16.25	30.95	301	136	A	H
	*	2467	100.6	-	-	87.79	27.53	16.24	30.96	127	223	P	V
	*	2467	92.93	-	-	80.12	27.53	16.24	30.96	127	223	A	V
		2483.56	57.93	-16.07	74	45.16	27.47	16.25	30.95	127	223	P	V
		2483.56	43.65	-10.35	54	30.88	27.47	16.25	30.95	127	223	A	V
802.11g CH 13 2472MHz	*	2472	105.59	-	-	92.83	27.47	16.24	30.95	298	134	P	H
	*	2472	98.1	-	-	85.34	27.47	16.24	30.95	298	134	A	H
		2487.48	63.91	-10.09	74	51.13	27.47	16.26	30.95	298	134	P	H
		2483.52	48.17	-5.83	54	35.4	27.47	16.25	30.95	298	134	A	H
	*	2472	101.01	-	-	88.25	27.47	16.24	30.95	118	223	P	V
	*	2472	93.4	-	-	80.64	27.47	16.24	30.95	118	223	A	V
		2485.56	58.13	-15.87	74	45.35	27.47	16.26	30.95	118	223	P	V
		2483.52	45.79	-8.21	54	33.02	27.47	16.25	30.95	118	223	A	V
Remark	1. No other spurious found. 2. All results are PASS against Peak and Average limit line.												

2.4GHz 2400~2483.5MHz

WIFI 802.11g (Harmonic @ 3m)

WIFI Ant. 0	Note	Frequency (MHz)	Level (dBμV/m)	Over Limit (dB)	Limit Line (dBμV/m)	Read Level (dBμV)	Antenna Factor (dB/m)	Path Loss (dB)	Preamp Factor (dB)	Ant Pos (cm)	Table Pos (deg)	Peak Avg. (P/A)	Pol. (H/V)
802.11g CH 01 2412MHz		4824	38.43	-35.57	74	56.7	31.3	9.59	59.16	100	0	P	H
		4824	37.95	-36.05	74	56.22	31.3	9.59	59.16	100	0	P	V
802.11g CH 06 2437MHz		4874	39.48	-34.52	74	57.77	31.3	9.58	59.17	100	0	P	H
		7311	45.15	-28.85	74	56.47	36.2	11.66	59.18	100	0	P	H
		4874	41.64	-32.36	74	59.93	31.3	9.58	59.17	100	0	P	V
		7311	46.43	-27.57	74	57.75	36.2	11.66	59.18	100	0	P	V
802.11g CH 11 2462MHz		4924	38.09	-35.91	74	56.33	31.37	9.57	59.18	100	0	P	H
		7386	42.48	-31.52	74	53.46	36.5	11.67	59.15	100	0	P	H
		4924	37.52	-36.48	74	55.76	31.37	9.57	59.18	100	0	P	V
		7386	41.96	-32.04	74	52.94	36.5	11.67	59.15	100	0	P	V
802.11g CH 12 2467MHz		4934	36.81	-37.19	74	55.07	31.37	9.56	59.19	100	0	P	H
		7401	43.14	-30.86	74	54.08	36.53	11.67	59.14	100	0	P	H
		4934	37.14	-36.86	74	55.4	31.37	9.56	59.19	100	0	P	V
		7401	42.82	-31.18	74	53.76	36.53	11.67	59.14	100	0	P	V
802.11g CH 13 2472MHz		4944	37.74	-36.26	74	55.97	31.4	9.56	59.19	100	0	P	H
		7416	43.92	-30.08	74	54.83	36.53	11.69	59.13	100	0	P	H
		4944	37.49	-36.51	74	55.72	31.4	9.56	59.19	100	0	P	V
		7416	44.11	-29.89	74	55.02	36.53	11.69	59.13	100	0	P	V
Remark	1. No other spurious found. 2. All results are PASS against Peak and Average limit line.												

2.4GHz 2400~2483.5MHz

WIFI 802.11n HT20 (Band Edge @ 3m)

WIFI Ant. 0	Note	Frequency (MHz)	Level (dBμV/m)	Over Limit (dB)	Limit Line (dBμV/m)	Read Level (dBμV)	Antenna Factor (dB/m)	Path Loss (dB)	Preamp Factor (dB)	Ant Pos (cm)	Table Pos (deg)	Peak Avg. (P/A)	Pol. (H/V)
802.11n HT20 CH 01 2412MHz		2389.17	65.66	-8.34	74	52.89	27.6	16.16	30.99	355	133	P	H
		2390	49.58	-4.42	54	36.81	27.6	16.16	30.99	355	133	A	H
	*	2412	109.77	-	-	96.97	27.6	16.18	30.98	355	133	P	H
	*	2412	102.39	-	-	89.59	27.6	16.18	30.98	355	133	A	H
		2389.065	56.3	-17.7	74	43.53	27.6	16.16	30.99	100	215	P	V
		2390	45.14	-8.86	54	32.37	27.6	16.16	30.99	100	215	A	V
	*	2412	102.7	-	-	89.9	27.6	16.18	30.98	100	215	P	V
	*	2412	95.36	-	-	82.56	27.6	16.18	30.98	100	215	A	V
802.11n HT20 CH 02 2417MHz		2389.59	72.44	-1.56	74	59.83	27.6	6.24	31.15	276	145	P	H
		2390	53.15	-0.85	54	40.54	27.6	6.24	31.15	276	145	A	H
	*	2417	115.45	-	-	102.79	27.6	6.27	31.13	276	145	P	H
	*	2417	107.84	-	-	95.18	27.6	6.27	31.13	276	145	A	H
		2387.805	63.53	-10.47	74	50.93	27.6	6.23	31.15	130	224	P	V
		2390	47.83	-6.17	54	35.22	27.6	6.24	31.15	130	224	A	V
	*	2417	108.99	-	-	96.33	27.6	6.27	31.13	130	224	P	V
	*	2417	101.84	-	-	89.18	27.6	6.27	31.13	130	224	A	V
802.11n HT20 CH 06 2437MHz		2389.8	55.51	-18.49	74	42.74	27.6	16.16	30.99	308	136	P	H
		2389.52	43.7	-10.3	54	30.93	27.6	16.16	30.99	308	136	A	H
	*	2437	114.76	-	-	101.92	27.6	16.21	30.97	308	136	P	H
	*	2437	107.38	-	-	94.54	27.6	16.21	30.97	308	136	A	H
		2484.88	55.2	-18.8	74	42.43	27.47	16.25	30.95	308	136	P	H
		2483.62	43.56	-10.44	54	30.79	27.47	16.25	30.95	308	136	A	H
		2320.22	53.45	-20.55	74	40.63	27.77	16.07	31.02	100	228	P	V
		2389.66	42.68	-11.32	54	29.91	27.6	16.16	30.99	100	228	A	V
	*	2437	109.97	-	-	97.13	27.6	16.21	30.97	100	228	P	V
	*	2437	102.15	-	-	89.31	27.6	16.21	30.97	100	228	A	V
		2485.51	54.27	-19.73	74	41.49	27.47	16.26	30.95	100	228	P	V
		2483.5	42.94	-11.06	54	30.17	27.47	16.25	30.95	100	228	A	V

802.11n HT20 CH 10 2457MHz	*	2457	115.96	-	-	103.31	27.53	6.31	31.11	303	142	P	H
	*	2457	107.76	-	-	95.11	27.53	6.31	31.11	303	142	A	H
		2486.96	71.8	-2.2	74	59.17	27.47	6.34	31.1	303	142	P	H
		2483.52	52.83	-1.17	54	40.21	27.47	6.33	31.1	303	142	A	H
	*	2457	110.53	-	-	97.88	27.53	6.31	31.11	121	222	P	V
	*	2457	103.04	-	-	90.39	27.53	6.31	31.11	121	222	A	V
		2485.24	70.86	-3.14	74	58.23	27.47	6.34	31.1	121	222	P	V
		2483.52	49.2	-4.8	54	36.58	27.47	6.33	31.1	121	222	A	V
802.11n HT20 CH 11 2462MHz	*	2462	110.03	-	-	97.23	27.53	16.23	30.96	100	101	P	H
	*	2462	102.5	-	-	89.7	27.53	16.23	30.96	100	101	A	H
		2484.04	63.35	-10.65	74	50.58	27.47	16.25	30.95	100	101	P	H
		2483.52	50.42	-3.58	54	37.65	27.47	16.25	30.95	100	101	A	H
	*	2462	104.91	-	-	92.11	27.53	16.23	30.96	100	224	P	V
	*	2462	97.44	-	-	84.64	27.53	16.23	30.96	100	224	A	V
		2483.52	60.07	-13.93	74	47.3	27.47	16.25	30.95	100	224	P	V
		2483.52	46.75	-7.25	54	33.98	27.47	16.25	30.95	100	224	A	V
802.11n HT20 CH 12 2467MHz	*	2467	107.55	-	-	94.74	27.53	16.24	30.96	338	136	P	H
	*	2467	99.13	-	-	86.32	27.53	16.24	30.96	338	136	A	H
		2484.04	62.99	-11.01	74	50.22	27.47	16.25	30.95	338	136	P	H
		2483.6	47.56	-6.44	54	34.79	27.47	16.25	30.95	338	136	A	H
	*	2467	101.61	-	-	88.8	27.53	16.24	30.96	100	227	P	V
	*	2467	94.08	-	-	81.27	27.53	16.24	30.96	100	227	A	V
		2486.68	60.96	-13.04	74	48.18	27.47	16.26	30.95	100	227	P	V
		2483.6	45.28	-8.72	54	32.51	27.47	16.25	30.95	100	227	A	V
802.11n HT20 CH 13 2472MHz	*	2472	105.41	-	-	92.65	27.47	16.24	30.95	298	132	P	H
	*	2472	97.98	-	-	85.22	27.47	16.24	30.95	298	132	A	H
		2485.04	63.47	-10.53	74	50.69	27.47	16.26	30.95	298	132	P	H
		2483.52	48.99	-5.01	54	36.22	27.47	16.25	30.95	298	132	A	H
	*	2472	101.26	-	-	88.5	27.47	16.24	30.95	132	224	P	V
	*	2472	93.64	-	-	80.88	27.47	16.24	30.95	132	224	A	V
		2483.52	56.78	-17.22	74	44.01	27.47	16.25	30.95	132	224	P	V
		2483.52	45.72	-8.28	54	32.95	27.47	16.25	30.95	132	224	A	V
Remark	1. No other spurious found. 2. All results are PASS against Peak and Average limit line.												

2.4GHz 2400~2483.5MHz

WIFI 802.11n HT20 (Harmonic @ 3m)

WIFI Ant. 0	Note	Frequency (MHz)	Level (dBμV/m)	Over Limit (dB)	Limit Line (dBμV/m)	Read Level (dBμV)	Antenna Factor (dB/m)	Path Loss (dB)	Preamp Factor (dB)	Ant Pos (cm)	Table Pos (deg)	Peak Avg. (P/A)	Pol. (H/V)
802.11n HT20 CH 01 2412MHz		4824	37.32	-36.68	74	55.59	31.3	9.59	59.16	100	0	P	H
		4824	37.08	-36.92	74	55.35	31.3	9.59	59.16	100	0	P	V
802.11n HT20 CH 06 2437MHz		4874	37.53	-36.47	74	55.82	31.3	9.58	59.17	100	0	P	H
		7311	46.58	-27.42	74	57.9	36.2	11.66	59.18	100	0	P	H
		4874	39.63	-34.37	74	57.92	31.3	9.58	59.17	100	0	P	V
		7311	45.03	-28.97	74	56.35	36.2	11.66	59.18	100	0	P	V
802.11n HT20 CH 11 2462MHz		4924	38.72	-35.28	74	56.96	31.37	9.57	59.18	100	0	P	H
		7386	41.87	-32.13	74	52.85	36.5	11.67	59.15	100	0	P	H
		4924	37.64	-36.36	74	55.88	31.37	9.57	59.18	100	0	P	V
		7386	42.06	-31.94	74	53.04	36.5	11.67	59.15	100	0	P	V
802.11n HT20 CH 12 2467MHz		4934	37.77	-36.23	74	56.03	31.37	9.56	59.19	100	0	P	H
		7401	42.12	-31.88	74	53.06	36.53	11.67	59.14	100	0	P	H
		4934	36.83	-37.17	74	55.09	31.37	9.56	59.19	100	0	P	V
		7401	42.7	-31.3	74	53.64	36.53	11.67	59.14	100	0	P	V
802.11n HT20 CH 13 2472MHz		4944	36.98	-37.02	74	55.21	31.4	9.56	59.19	100	0	P	H
		7416	43.6	-30.4	74	54.51	36.53	11.69	59.13	100	0	P	H
		4944	36.42	-37.58	74	54.65	31.4	9.56	59.19	100	0	P	V
		7416	43.48	-30.52	74	54.39	36.53	11.69	59.13	100	0	P	V
Remark	1. No other spurious found. 2. All results are PASS against Peak and Average limit line.												

Emission below 1GHz

2.4GHz WIFI 802.11n HT20 (LF)

WIFI Ant. 0	Note	Frequency (MHz)	Level (dBμV/m)	Over Limit (dB)	Limit Line (dBμV/m)	Read Level (dBμV)	Antenna Factor (dB/m)	Path Loss (dB)	Preamp Factor (dB)	Ant Pos (cm)	Table Pos (deg)	Peak Avg. (P/A)	Pol. (H/V)
2.4GHz 802.11n HT20 LF		30	24.16	-15.84	40	30.88	25.2	0.7	32.62	-	-	P	H
		147.37	32.67	-10.83	43.5	46.16	17.36	1.65	32.5	-	-	P	H
		208.48	34.22	-9.28	43.5	49.56	15.2	1.95	32.49	-	-	P	H
		262.8	38.09	-7.91	46	48.41	20	2.2	32.52	100	0	P	H
		478.14	29	-17	46	35.22	23.56	2.79	32.57	-	-	P	H
		655.65	29.94	-16.06	46	32.52	26.59	3.32	32.49	-	-	P	H
		40.67	32.03	-7.97	40	44.39	19.4	0.84	32.6	-	-	P	V
		146.4	25.07	-18.43	43.5	38.59	17.34	1.64	32.5	-	-	P	V
		201.69	29.64	-13.86	43.5	45.11	15.07	1.95	32.49	-	-	P	V
		260.86	38.32	-7.68	46	48.65	20	2.19	32.52	100	0	P	V
		546.04	28.72	-17.28	46	33.58	24.62	3.1	32.58	-	-	P	V
		744.89	32.3	-13.7	46	32.89	28.2	3.52	32.31	-	-	P	V
Remark	1. No other spurious found. 2. All results are PASS against limit line.												

Note symbol

*	**Fundamental Frequency** which can be ignored. However, the level of any unwanted emissions shall not exceed the level of the fundamental frequency.
!	Test result is **over limit** line.
P/A	**P**eak or **A**verage
H/V	**H**orizontal or **V**ertical

A calculation example for radiated spurious emission is shown as below:

WIFI	Note	Frequency	Level	Over	Limit	Read	Antenna	Path	Preamp	Ant	Table	Peak	Pol.
Ant.				Limit	Line	Level	Factor	Loss	Factor	Pos	Pos	Avg.	
0		(MHz)	(dBμV/m)	(dB)	(dBμV/m)	(dBμV)	(dB/m)	(dB)	(dB)	(cm)	(deg)	(P/A)	(H/V)
802.11b CH 01 2412MHz		2390	55.45	-18.55	74	54.51	32.22	4.58	35.86	103	308	P	H
		2390	43.54	-10.46	54	42.6	32.22	4.58	35.86	103	308	A	H

1. Path Loss(dB) = Cable loss(dB) + Filter loss(dB) + Attenuator loss(dB)
2. Level(dBμV/m) =

Antenna Factor(dB/m) + Path Loss(dB) + Read Level(dBμV) - Preamp Factor(dB)

3. Over Limit(dB) = Level(dBμV/m) – Limit Line(dBμV/m)

For Peak Limit @ 2390MHz:

1. Level(dBμV/m)

= Antenna Factor(dB/m) + Path Loss(dB) + Read Level(dBμV) - Preamp Factor(dB)

= 32.22(dB/m) + 4.58(dB) + 54.51(dBμV) – 35.86 (dB)

= 55.45 (dBμV/m)

2. Over Limit(dB)

= Level(dBμV/m) – Limit Line(dBμV/m)

= 55.45(dBμV/m) – 74(dBμV/m)

= -18.55(dB)

For Average Limit @ 2390MHz:

1. Level(dBμV/m)

= Antenna Factor(dB/m) + Path Loss(dB) + Read Level(dBμV) - Preamp Factor(dB)

= 32.22(dB/m) + 4.58(dB) + 42.6(dBμV) – 35.86 (dB)

= 43.54 (dBμV/m)

2. Over Limit(dB)

= Level(dBμV/m) – Limit Line(dBμV/m)

= 43.54(dBμV/m) – 54(dBμV/m)

= -10.46(dB)

Both peak and average measured complies with the limit line, so test result is “PASS”.

Appendix D. Radiated Spurious Emission Plots

Test Engineer :	Andy Yang, Karl Hou, Leo Liu, and BigShow Wang	**Temperature :**	23.2~26.1°C
		Relative Humidity :	50.3~56.2%

Note symbol

-L	**Low channel location**
-R	**High channel location**

2.4GHz 2400~2483.5MHz

WIFI 802.11b (Band Edge @ 3m)

WIFI	2.4GHz 2400~2483.5MHz Band Edge @ 3m	
ANT	802.11b CH01 2412MHz	
0	Horizontal	Fundamental
Peak	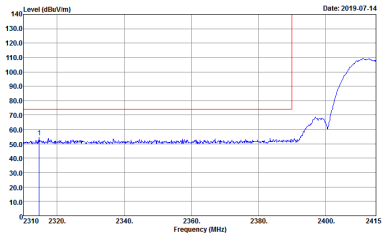 Site : 03CH15-HY Condition : PEAK_BE_74 3m 9120D_15_1620 HORIZONTAL : RBW:1000.000KHz VBW:3000.000KHz SWT:Auto Detector : Peak Project : 941514-01 Mode : 10	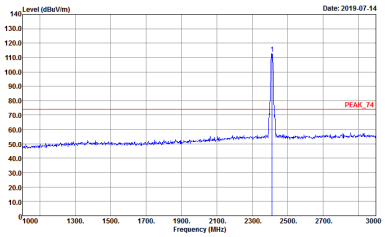 Site : 03CH15-HY Condition : PEAK_74 3m 9120D_15_1620 HORIZONTAL : RBW:1000.000KHz VBW:3000.000KHz SWT:Auto Detector : Peak Project : 941514-01 Mode : 10
Avg.	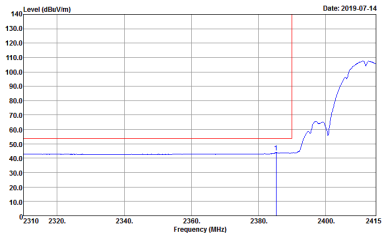 Site : 03CH15-HY Condition : AVG_BE_54 3m 9120D_15_1620 HORIZONTAL : RBW:1000.000KHz VBW:0.010KHz SWT:Auto Detector : Peak Project : 941514-01 Mode : 10	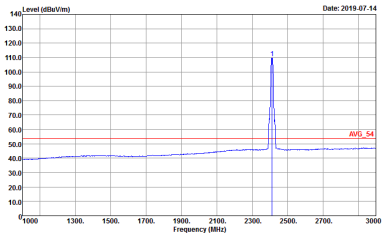 Site : 03CH15-HY Condition : AVG_54 3m 9120D_15_1620 HORIZONTAL : RBW:1000.000KHz VBW:0.010KHz SWT:Auto Detector : Peak Project : 941514-01 Mode : 10

WIFI	2.4GHz 2400~2483.5MHz Band Edge @ 3m	
ANT	802.11b CH01 2412MHz	
0	Vertical	Fundamental
Peak	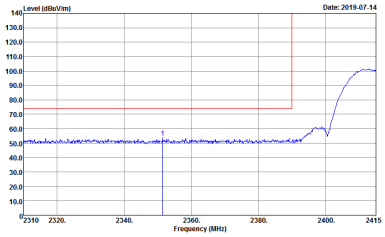 Site : 03CH15-HY Condition : PEAK_8E_74 3m 9120D_15_1620 VERTICAL : RBW:1000.000KHz VBW:3000.000KHz SWT:Auto Detector : Peak Project : 941514-01 Mode : 10	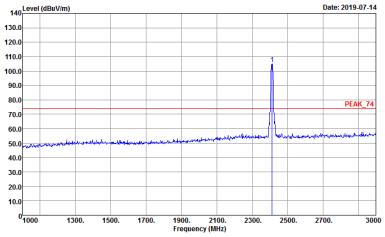 Site : 03CH15-HY Condition : PEAK_74 3m 9120D_15_1620 VERTICAL : RBW:1000.000KHz VBW:3000.000KHz SWT:Auto Detector : Peak Project : 941514-01 Mode : 10
Avg.	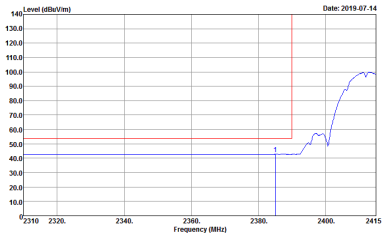 Site : 03CH15-HY Condition : AVG_8E_54 3m 9120D_15_1620 VERTICAL : RBW:1000.000KHz VBW:0.010KHz SWT:Auto Detector : Peak Project : 941514-01 Mode : 10	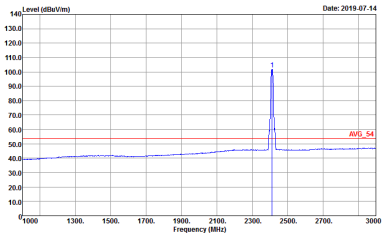 Site : 03CH15-HY Condition : AVG_54 3m 9120D_15_1620 VERTICAL : RBW:1000.000KHz VBW:0.010KHz SWT:Auto Detector : Peak Project : 941514-01 Mode : 10

WIFI	2.4GHz 2400~2483.5MHz Band Edge @ 3m	
ANT	802.11b CH06 2437MHz - L	
0	Horizontal	Fundamental
Peak	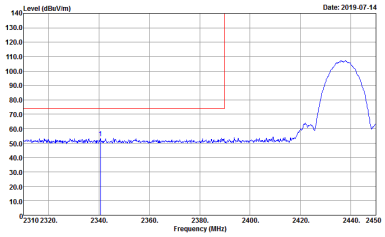 Site : 03CH15-HY Condition : PEAK_8E_74 3m 9120D_15_1620 HORIZONTAL : RBW:1000.000KHz VBW:3000.000KHz SWT:Auto Detector : Peak Project : 941514-01 Mode : 11	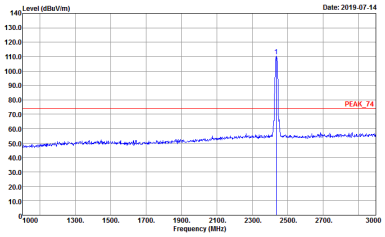 Site : 03CH15-HY Condition : PEAK_74 3m 9120D_15_1620 HORIZONTAL : RBW:1000.000KHz VBW:3000.000KHz SWT:Auto Detector : Peak Project : 941514-01 Mode : 11
Avg.	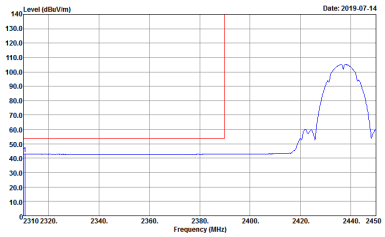 Site : 03CH15-HY Condition : AVG_8E_54 3m 9120D_15_1620 HORIZONTAL : RBW:1000.000KHz VBW:0.010KHz SWT:Auto Detector : Peak Project : 941514-01 Mode : 11	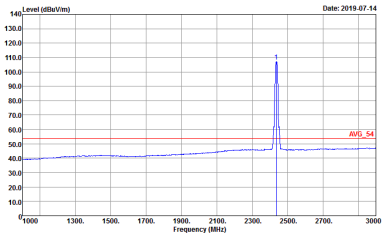 Site : 03CH15-HY Condition : AVG_54 3m 9120D_15_1620 HORIZONTAL : RBW:1000.000KHz VBW:0.010KHz SWT:Auto Detector : Peak Project : 941514-01 Mode : 11

WIFI	2.4GHz 2400~2483.5MHz Band Edge @ 3m	
ANT	802.11b CH06 2437MHz - R	
0	Horizontal	Fundamental
Peak	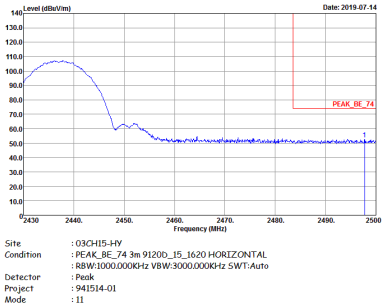	Left blank
Avg.	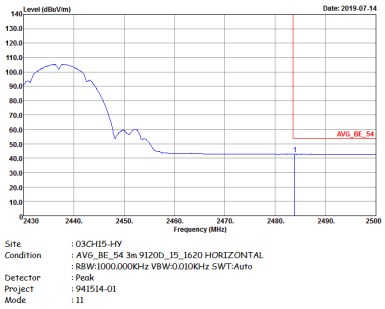	Left blank

WIFI	2.4GHz 2400~2483.5MHz Band Edge @ 3m	
ANT	802.11b CH06 2437MHz - L	
0	Vertical	Fundamental
Peak	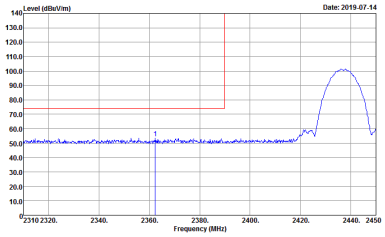 Site : 03CH15-HY Condition : PEAK_8E_74 3m 9120D_15_1620 VERTICAL : RBW:1000.000KHz VBW:3000.000KHz SWT:Auto Detector : Peak Project : 941514-01 Mode : 11	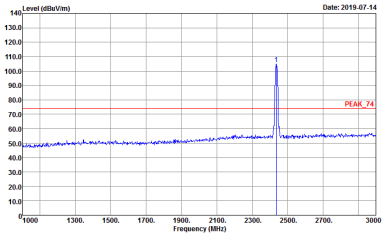 Site : 03CH15-HY Condition : PEAK_74 3m 9120D_15_1620 VERTICAL : RBW:1000.000KHz VBW:3000.000KHz SWT:Auto Detector : Peak Project : 941514-01 Mode : 11
Avg.	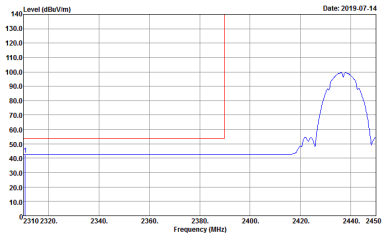 Site : 03CH15-HY Condition : AVG_8E_54 3m 9120D_15_1620 VERTICAL : RBW:1000.000KHz VBW:0.010KHz SWT:Auto Detector : Peak Project : 941514-01 Mode : 11	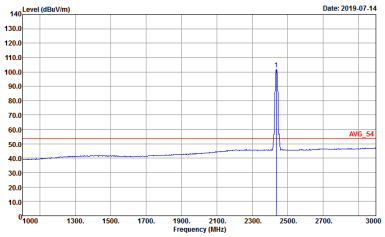 Site : 03CH15-HY Condition : AVG_54 3m 9120D_15_1620 VERTICAL : RBW:1000.000KHz VBW:0.010KHz SWT:Auto Detector : Peak Project : 941514-01 Mode : 11

WIFI	2.4GHz 2400~2483.5MHz Band Edge @ 3m	
ANT	802.11b CH06 2437MHz - R	
0	Vertical	Fundamental
Peak	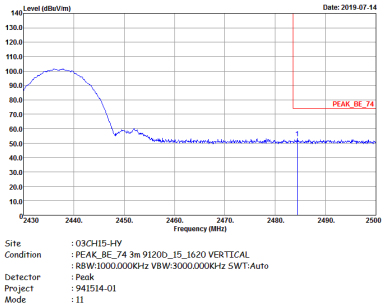	Left blank
Avg.	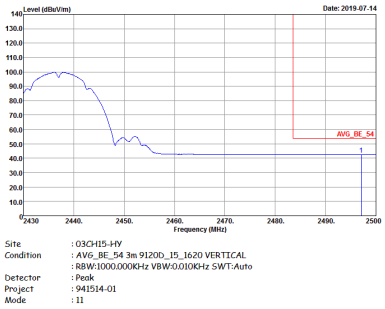	Left blank

WIFI	2.4GHz 2400~2483.5MHz Band Edge @ 3m	
ANT	802.11b CH11 2462MHz	
0	Horizontal	Fundamental
Peak	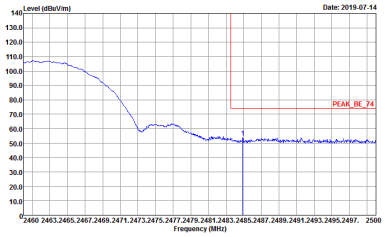 Site : 03CH15-HY Condition : PEAK_BE_74 3m 9120D_15_1620 HORIZONTAL : RBW:1000.000KHz VBW:3000.000KHz SWT:Auto Detector : Peak Project : 941514-01 Mode : 12	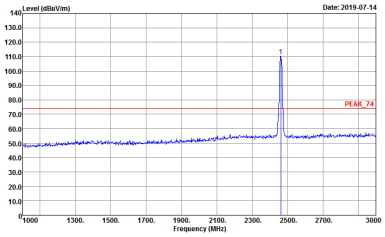 Site : 03CH15-HY Condition : PEAK_74 3m 9120D_15_1620 HORIZONTAL : RBW:1000.000KHz VBW:3000.000KHz SWT:Auto Detector : Peak Project : 941514-01 Mode : 12
Avg.	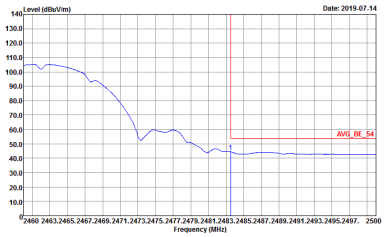 Site : 03CH15-HY Condition : AVG_BE_54 3m 9120D_15_1620 HORIZONTAL : RBW:1000.000KHz VBW:0.010KHz SWT:Auto Detector : Peak Project : 941514-01 Mode : 12	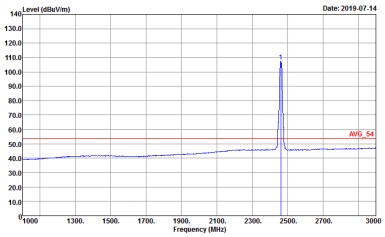 Site : 03CH15-HY Condition : AVG_54 3m 9120D_15_1620 HORIZONTAL : RBW:1000.000KHz VBW:0.010KHz SWT:Auto Detector : Peak Project : 941514-01 Mode : 12

WIFI	2.4GHz 2400~2483.5MHz Band Edge @ 3m	
ANT	802.11b CH11 2462MHz	
0	Vertical	Fundamental
Peak	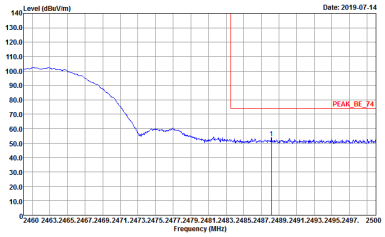 Site : 03CH15-HY Condition : PEAK_BE_74 3m 9120D_15_1620 VERTICAL : RBW:1000.000KHz VBW:3000.000KHz SWT:Auto Detector : Peak Project : 941514-01 Mode : 12	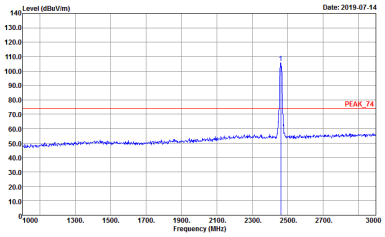 Site : 03CH15-HY Condition : PEAK_74 3m 9120D_15_1620 VERTICAL : RBW:1000.000KHz VBW:3000.000KHz SWT:Auto Detector : Peak Project : 941514-01 Mode : 12
Avg.	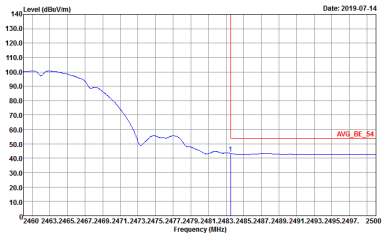 Site : 03CH15-HY Condition : AVG_BE_54 3m 9120D_15_1620 VERTICAL : RBW:1000.000KHz VBW:0.010KHz SWT:Auto Detector : Peak Project : 941514-01 Mode : 12	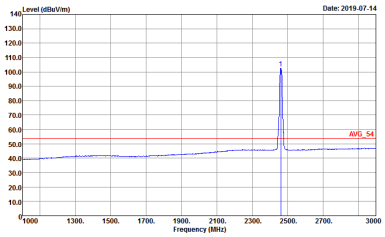 Site : 03CH15-HY Condition : AVG_54 3m 9120D_15_1620 VERTICAL : RBW:1000.000KHz VBW:0.010KHz SWT:Auto Detector : Peak Project : 941514-01 Mode : 12

WIFI	2.4GHz 2400~2483.5MHz Band Edge @ 3m	
ANT	802.11b CH12 2467MHz	
0	Horizontal	Fundamental
Peak	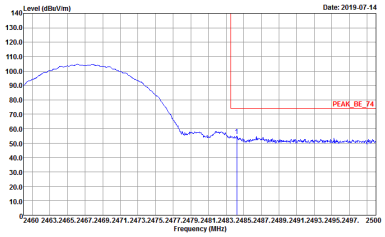 Site : 03CH15-HY Condition : PEAK_BE_74 3m 9120D_15_1620 HORIZONTAL : RBW:1000.000KHz VBW:3000.000KHz SWT:Auto Detector : Peak Project : 941514-01 Mode : 13	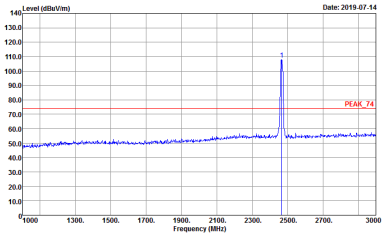 Site : 03CH15-HY Condition : PEAK_74 3m 9120D_15_1620 HORIZONTAL : RBW:1000.000KHz VBW:3000.000KHz SWT:Auto Detector : Peak Project : 941514-01 Mode : 13
Avg.	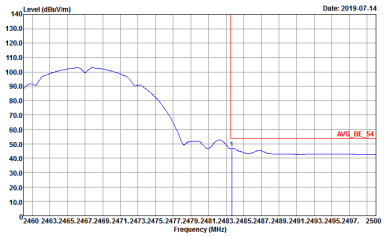 Site : 03CH15-HY Condition : AVG_BE_54 3m 9120D_15_1620 HORIZONTAL : RBW:1000.000KHz VBW:0.010KHz SWT:Auto Detector : Peak Project : 941514-01 Mode : 13	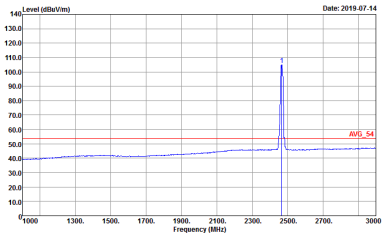 Site : 03CH15-HY Condition : AVG_54 3m 9120D_15_1620 HORIZONTAL : RBW:1000.000KHz VBW:0.010KHz SWT:Auto Detector : Peak Project : 941514-01 Mode : 13

WIFI	2.4GHz 2400~2483.5MHz Band Edge @ 3m	
ANT	802.11b CH12 2467MHz	
0	Vertical	Fundamental
Peak	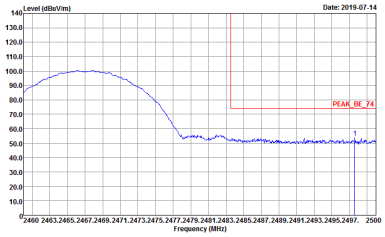 Site : 03CH15-HY Condition : PEAK_BE_74 3m 9120D_15_1620 VERTICAL : RBW:1000.000KHz VBW:3000.000KHz SWT:Auto Detector : Peak Project : 941514-01 Mode : 13	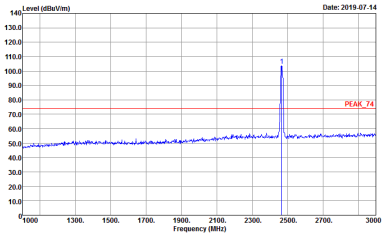 Site : 03CH15-HY Condition : PEAK_74 3m 9120D_15_1620 VERTICAL : RBW:1000.000KHz VBW:3000.000KHz SWT:Auto Detector : Peak Project : 941514-01 Mode : 13
Avg.	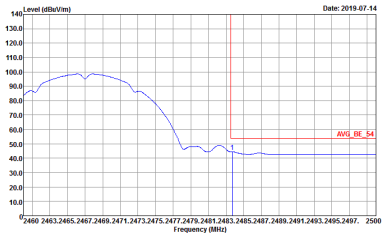 Site : 03CH15-HY Condition : AVG_BE_54 3m 9120D_15_1620 VERTICAL : RBW:1000.000KHz VBW:0.010KHz SWT:Auto Detector : Peak Project : 941514-01 Mode : 13	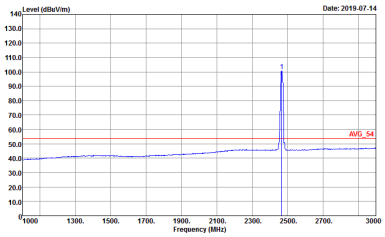 Site : 03CH15-HY Condition : AVG_54 3m 9120D_15_1620 VERTICAL : RBW:1000.000KHz VBW:0.010KHz SWT:Auto Detector : Peak Project : 941514-01 Mode : 13

WIFI	2.4GHz 2400~2483.5MHz Band Edge @ 3m	
ANT	802.11b CH13 2472MHz	
0	Horizontal	Fundamental
Peak	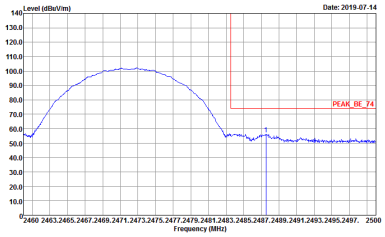 Site : 03CH15-HY Condition : PEAK_BE_74 3m 9120D_15_1620 HORIZONTAL : RBW:1000.000KHz VBW:3000.000KHz SWT:Auto Detector : Peak Project : 941514-01 Mode : 14	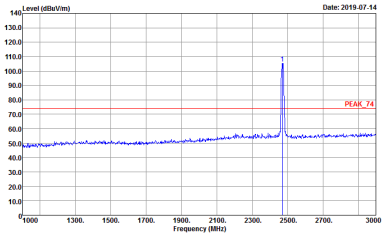 Site : 03CH15-HY Condition : PEAK_74 3m 9120D_15_1620 HORIZONTAL : RBW:1000.000KHz VBW:3000.000KHz SWT:Auto Detector : Peak Project : 941514-01 Mode : 14
Avg.	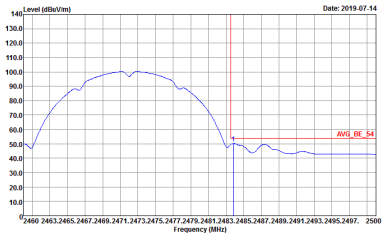 Site : 03CH15-HY Condition : AVG_BE_54 3m 9120D_15_1620 HORIZONTAL : RBW:1000.000KHz VBW:0.010KHz SWT:Auto Detector : Peak Project : 941514-01 Mode : 14	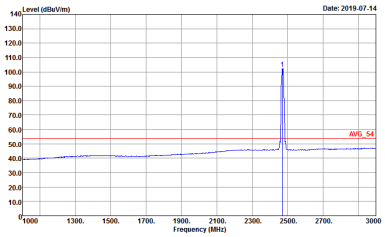 Site : 03CH15-HY Condition : AVG_54 3m 9120D_15_1620 HORIZONTAL : RBW:1000.000KHz VBW:0.010KHz SWT:Auto Detector : Peak Project : 941514-01 Mode : 14

WIFI	2.4GHz 2400~2483.5MHz Band Edge @ 3m	
ANT	802.11b CH13 2472MHz	
0	Vertical	Fundamental
Peak	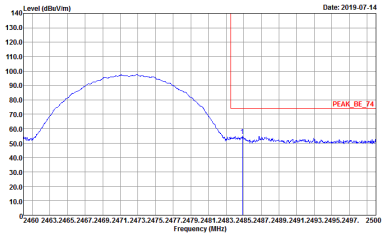 Site : 03CH15-HY Condition : PEAK_BE_74 3m 9120D_15_1620 VERTICAL : RBW:1000.000KHz VBW:3000.000KHz SWT:Auto Detector : Peak Project : 941514-01 Mode : 14	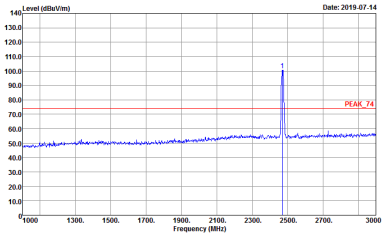 Site : 03CH15-HY Condition : PEAK_74 3m 9120D_15_1620 VERTICAL : RBW:1000.000KHz VBW:3000.000KHz SWT:Auto Detector : Peak Project : 941514-01 Mode : 14
Avg.	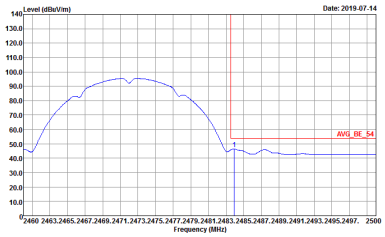 Site : 03CH15-HY Condition : AVG_BE_54 3m 9120D_15_1620 VERTICAL : RBW:1000.000KHz VBW:0.010KHz SWT:Auto Detector : Peak Project : 941514-01 Mode : 14	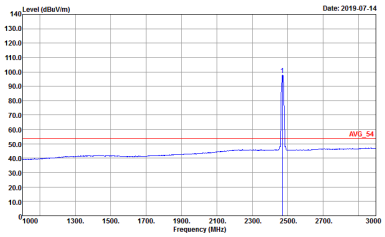 Site : 03CH15-HY Condition : AVG_54 3m 9120D_15_1620 VERTICAL : RBW:1000.000KHz VBW:0.010KHz SWT:Auto Detector : Peak Project : 941514-01 Mode : 14

2.4GHz 2400~2483.5MHz

WIFI 802.11g (Band Edge @ 3m)

WIFI	2.4GHz 2400~2483.5MHz Band Edge @ 3m	
ANT	802.11g CH01 2412MHz	
0	Horizontal	Fundamental
Peak	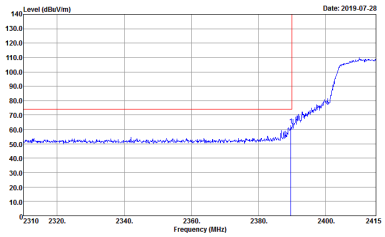 Site : 03CH15-HY Condition : PEAK_BE_74 3m 9120D_15_1620 HORIZONTAL : RBW:1000.000KHz VBW:3000.000KHz SWT:Auto Detector : Peak Project : 941514-01 Mode : 15 Setting : 16	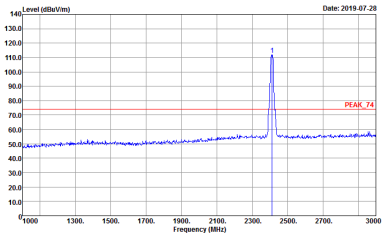 Site : 03CH15-HY Condition : PEAK_74 3m 9120D_15_1620 HORIZONTAL : RBW:1000.000KHz VBW:3000.000KHz SWT:Auto Detector : Peak Project : 941514-01 Mode : 15 Setting : 16
Avg.	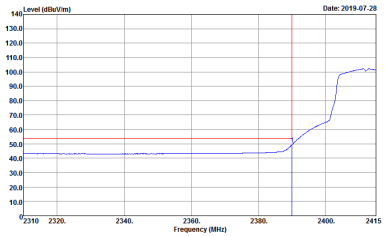 Site : 03CH15-HY Condition : AVG_BE_54 3m 9120D_15_1620 HORIZONTAL : RBW:1000.000KHz VBW:0.010KHz SWT:Auto Detector : Peak Project : 941514-01 Mode : 15 Setting : 16	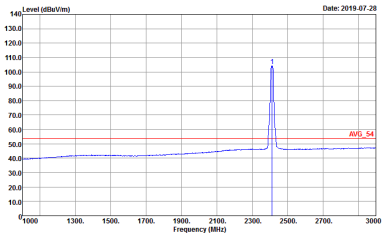 Site : 03CH15-HY Condition : AVG_54 3m 9120D_15_1620 HORIZONTAL : RBW:1000.000KHz VBW:0.010KHz SWT:Auto Detector : Peak Project : 941514-01 Mode : 15 Setting : 16

WIFI	2.4GHz 2400~2483.5MHz Band Edge @ 3m	
ANT	802.11g CH01 2412MHz	
0	Vertical	Fundamental
Peak	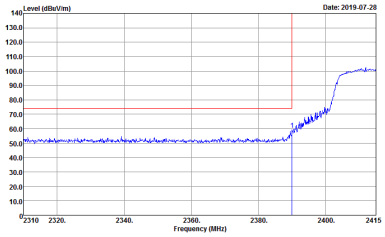 Site : 03CH15-HY Condition : PEAK_8E_74 3m 9120D_15_1620 VERTICAL : RBW:1000.000KHz VBW:3000.000KHz SWT:Auto Detector : Peak Project : 941514-01 Mode : 15 Setting : 16	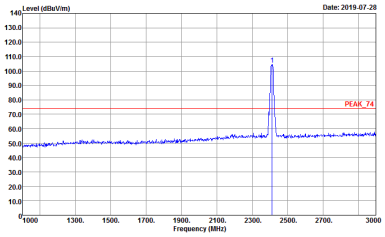 Site : 03CH15-HY Condition : PEAK_74 3m 9120D_15_1620 VERTICAL : RBW:1000.000KHz VBW:3000.000KHz SWT:Auto Detector : Peak Project : 941514-01 Mode : 15 Setting : 16
Avg.	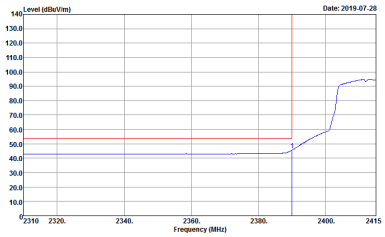 Site : 03CH15-HY Condition : AVG_8E_54 3m 9120D_15_1620 VERTICAL : RBW:1000.000KHz VBW:0.010KHz SWT:Auto Detector : Peak Project : 941514-01 Mode : 15 Setting : 16	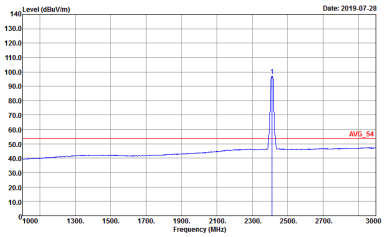 Site : 03CH15-HY Condition : AVG_54 3m 9120D_15_1620 VERTICAL : RBW:1000.000KHz VBW:0.010KHz SWT:Auto Detector : Peak Project : 941514-01 Mode : 15 Setting : 16

WIFI	2.4GHz 2400~2483.5MHz Band Edge @ 3m	
ANT	802.11g CH02 2417MHz	
0	Horizontal	Fundamental
Peak	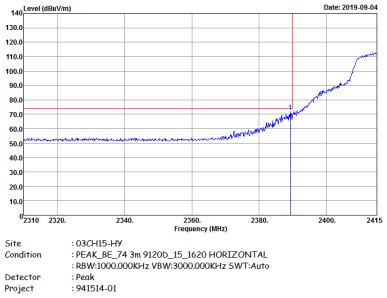	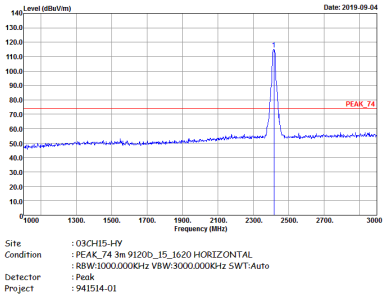
Avg.	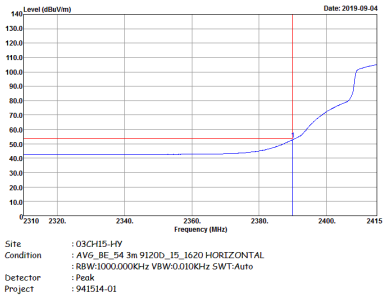	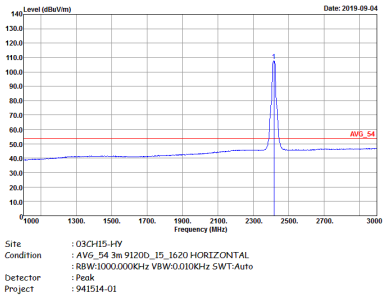

WIFI	2.4GHz 2400~2483.5MHz Band Edge @ 3m	
ANT	802.11g CH02 2417MHz	
0	Vertical	Fundamental
Peak	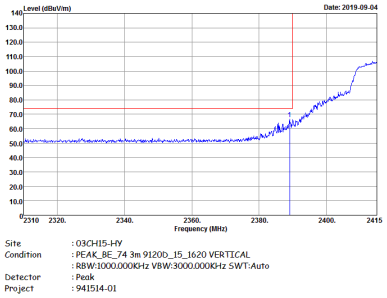	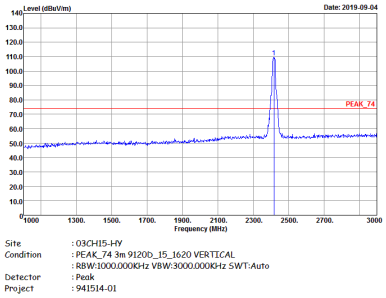
Avg.	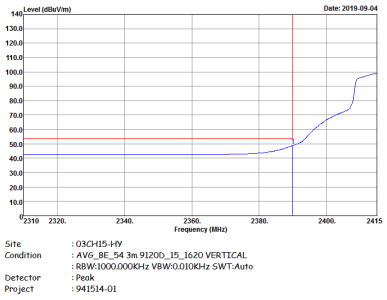	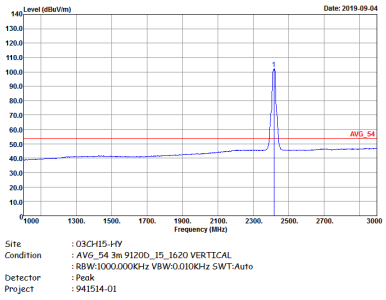

WIFI	2.4GHz 2400~2483.5MHz Band Edge @ 3m	
ANT	802.11g CH06 2437MHz - L	
0	Horizontal	Fundamental
Peak	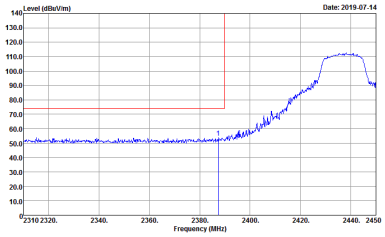 Site : 03CH15-HY Condition : PEAK_8E_74 3m 9120D_15_1620 HORIZONTAL : RBW:1000.000KHz VBW:3000.000KHz SWT:Auto Detector : Peak Project : 941514-01 Mode : 16	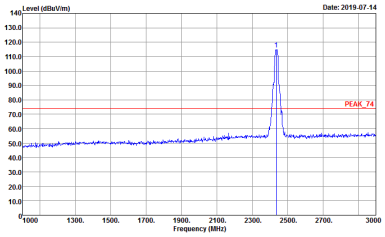 Site : 03CH15-HY Condition : PEAK_74 3m 9120D_15_1620 HORIZONTAL : RBW:1000.000KHz VBW:3000.000KHz SWT:Auto Detector : Peak Project : 941514-01 Mode : 16
Avg.	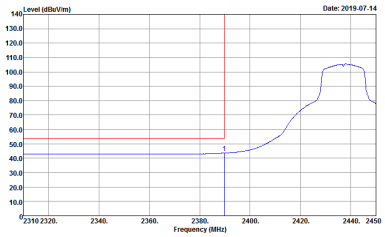 Site : 03CH15-HY Condition : AVG_8E_54 3m 9120D_15_1620 HORIZONTAL : RBW:1000.000KHz VBW:0.010KHz SWT:Auto Detector : Peak Project : 941514-01 Mode : 16	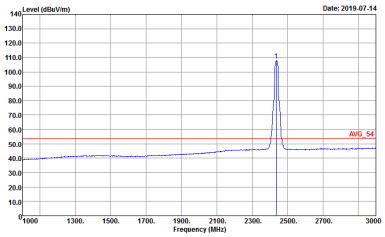 Site : 03CH15-HY Condition : AVG_54 3m 9120D_15_1620 HORIZONTAL : RBW:1000.000KHz VBW:0.010KHz SWT:Auto Detector : Peak Project : 941514-01 Mode : 16

WIFI	2.4GHz 2400~2483.5MHz Band Edge @ 3m	
ANT	802.11g CH06 2437MHz - R	
0	Horizontal	Fundamental
Peak	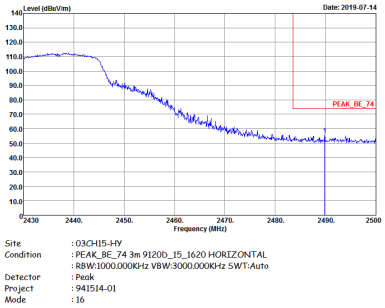	Left blank
Avg.	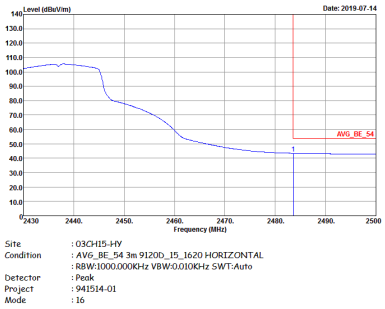	Left blank

WIFI	2.4GHz 2400~2483.5MHz Band Edge @ 3m	
ANT	802.11g CH06 2437MHz - L	
0	Vertical	Fundamental
Peak	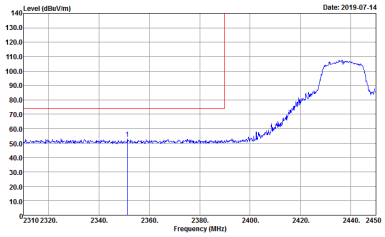 Site : 03CH15-HY Condition : PEAK_BE_74 3m 9120D_15_1620 VERTICAL : RBW:1000.000KHz VBW:3000.000KHz SWT:Auto Detector : Peak Project : 941514-01 Mode : 16	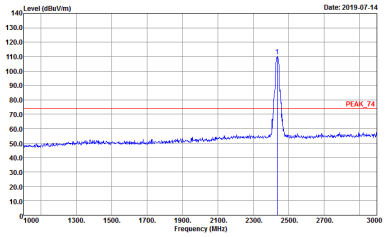 Site : 03CH15-HY Condition : PEAK_74 3m 9120D_15_1620 VERTICAL : RBW:1000.000KHz VBW:3000.000KHz SWT:Auto Detector : Peak Project : 941514-01 Mode : 16
Avg.	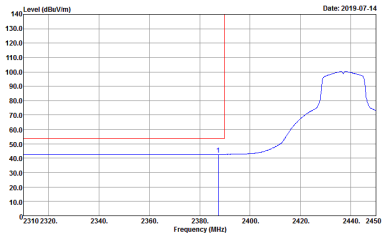 Site : 03CH15-HY Condition : AVG_BE_54 3m 9120D_15_1620 VERTICAL : RBW:1000.000KHz VBW:0.010KHz SWT:Auto Detector : Peak Project : 941514-01 Mode : 16	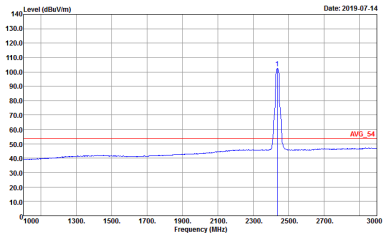 Site : 03CH15-HY Condition : AVG_54 3m 9120D_15_1620 VERTICAL : RBW:1000.000KHz VBW:0.010KHz SWT:Auto Detector : Peak Project : 941514-01 Mode : 16

WIFI	2.4GHz 2400~2483.5MHz Band Edge @ 3m	
ANT	802.11g CH06 2437MHz - R	
0	Vertical	Fundamental
Peak	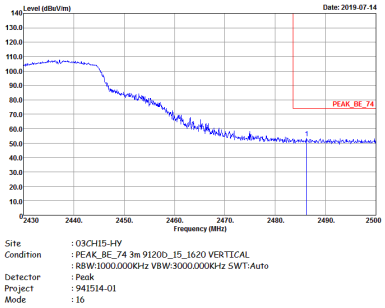	Left Blank
Avg.	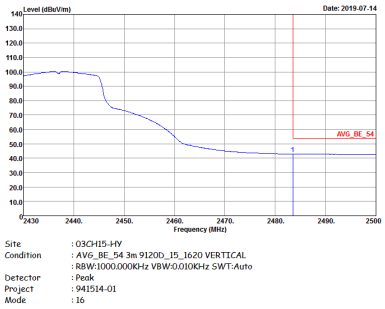	Left Blank

WIFI	2.4GHz 2400~2483.5MHz Band Edge @ 3m	
ANT	802.11g CH10 2457MHz	
0	Horizontal	Fundamental
Peak	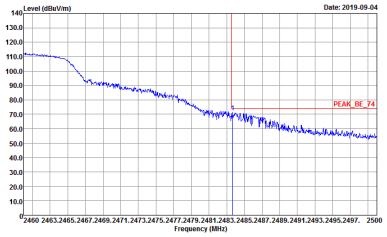 Site : 03CH15-HY Condition : PEAK_BE_74 3m 9120D_15_1620 HORIZONTAL : RBW:1000.000KHz VBW:3000.000KHz SWT:Auto Detector : Peak Project : 941514-01	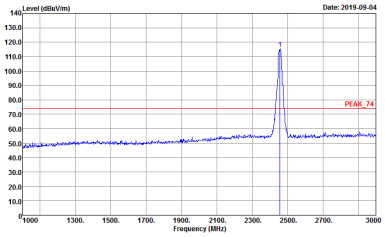 Site : 03CH15-HY Condition : PEAK_74 3m 9120D_15_1620 HORIZONTAL : RBW:1000.000KHz VBW:3000.000KHz SWT:Auto Detector : Peak Project : 941514-01
Avg.	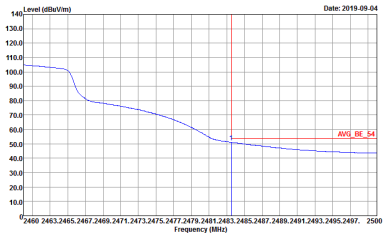 Site : 03CH15-HY Condition : AVG_BE_54 3m 9120D_15_1620 HORIZONTAL : RBW:1000.000KHz VBW:0.010KHz SWT:Auto Detector : Peak Project : 941514-01	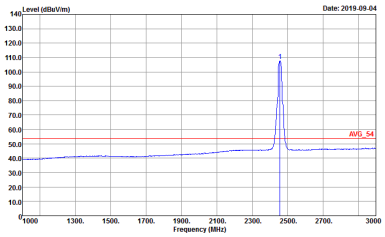 Site : 03CH15-HY Condition : AVG_54 3m 9120D_15_1620 HORIZONTAL : RBW:1000.000KHz VBW:0.010KHz SWT:Auto Detector : Peak Project : 941514-01

WIFI	2.4GHz 2400~2483.5MHz Band Edge @ 3m	
ANT	802.11g CH10 2457MHz	
0	Vertical	Fundamental
Peak	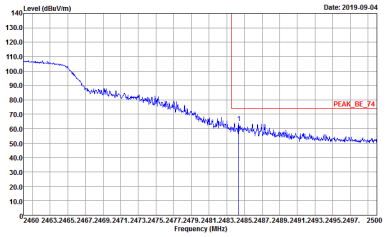 Site : 03CH15-HY Condition : PEAK_BE_74 3m 9120D_15_1620 VERTICAL : RBW:1000.000KHz VBW:3000.000KHz SWT:Auto Detector : Peak Project : 941514-01	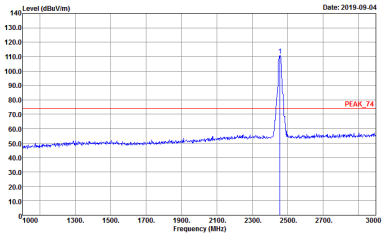 Site : 03CH15-HY Condition : PEAK_74 3m 9120D_15_1620 VERTICAL : RBW:1000.000KHz VBW:3000.000KHz SWT:Auto Detector : Peak Project : 941514-01
Avg.	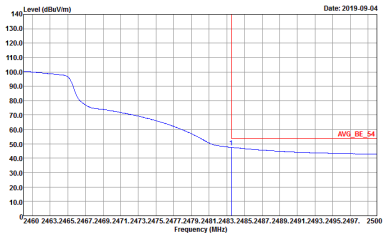 Site : 03CH15-HY Condition : AVG_BE_54 3m 9120D_15_1620 VERTICAL : RBW:1000.000KHz VBW:0.010KHz SWT:Auto Detector : Peak Project : 941514-01	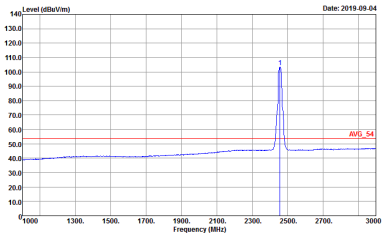 Site : 03CH15-HY Condition : AVG_54 3m 9120D_15_1620 VERTICAL : RBW:1000.000KHz VBW:0.010KHz SWT:Auto Detector : Peak Project : 941514-01

WIFI	2.4GHz 2400~2483.5MHz Band Edge @ 3m	
ANT	802.11g CH11 2462MHz	
0	Horizontal	Fundamental
Peak	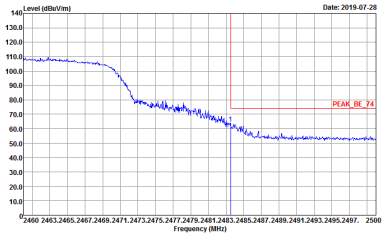 Site : 03CH15-HY Condition : PEAK_BE_74 3m 9120D_15_1620 HORIZONTAL : RBW:1000.000KHz VBW:3000.000KHz SWT:Auto Detector : Peak Project : 941514-01 Mode : 17 Seeting : 15.5	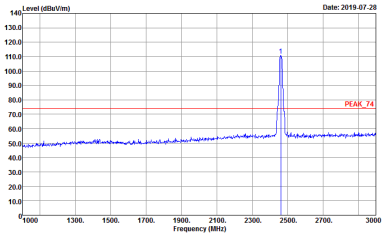 Site : 03CH15-HY Condition : PEAK_74 3m 9120D_15_1620 HORIZONTAL : RBW:1000.000KHz VBW:3000.000KHz SWT:Auto Detector : Peak Project : 941514-01 Mode : 17 Seeting : 15.5
Avg.	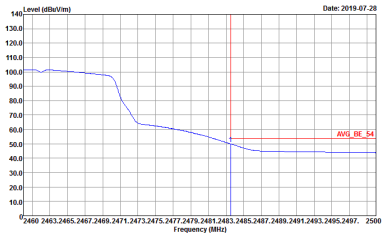 Site : 03CH15-HY Condition : AVG_BE_54 3m 9120D_15_1620 HORIZONTAL : RBW:1000.000KHz VBW:0.010KHz SWT:Auto Detector : Peak Project : 941514-01 Mode : 17 Seeting : 15.5	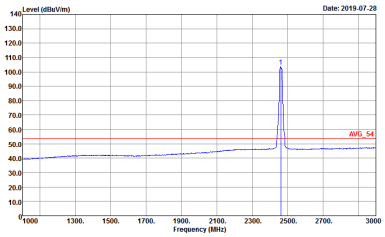 Site : 03CH15-HY Condition : AVG_54 3m 9120D_15_1620 HORIZONTAL : RBW:1000.000KHz VBW:0.010KHz SWT:Auto Detector : Peak Project : 941514-01 Mode : 17 Seeting : 15.5

WIFI	2.4GHz 2400~2483.5MHz Band Edge @ 3m	
ANT	802.11g CH11 2462MHz	
0	Vertical	Fundamental
Peak	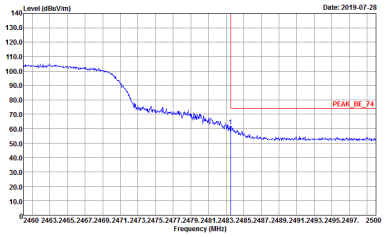 Site : 03CH15-HY Condition : PEAK_BE_74 3m 9120D_15_1620 VERTICAL : RBW:1000.000KHz VBW:3000.000KHz SWT:Auto Detector : Peak Project : 941514-01 Mode : 17 Seeting : 15.5	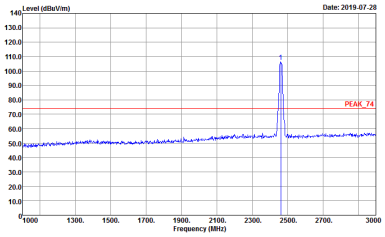 Site : 03CH15-HY Condition : PEAK_74 3m 9120D_15_1620 VERTICAL : RBW:1000.000KHz VBW:3000.000KHz SWT:Auto Detector : Peak Project : 941514-01 Mode : 17 Seeting : 15.5
Avg.	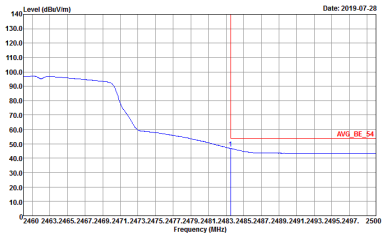 Site : 03CH15-HY Condition : AVG_BE_54 3m 9120D_15_1620 VERTICAL : RBW:1000.000KHz VBW:0.010KHz SWT:Auto Detector : Peak Project : 941514-01 Mode : 17 Seeting : 15.5	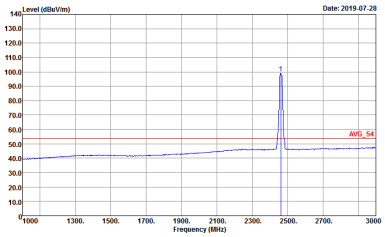 Site : 03CH15-HY Condition : AVG_54 3m 9120D_15_1620 VERTICAL : RBW:1000.000KHz VBW:0.010KHz SWT:Auto Detector : Peak Project : 941514-01 Mode : 17 Seeting : 15.5

WIFI	2.4GHz 2400~2483.5MHz Band Edge @ 3m	
ANT	802.11g CH12 2467MHz	
0	Horizontal	Fundamental
Peak	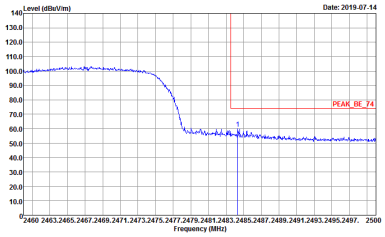 Site : 03CH15-HY Condition : PEAK_BE_74 3m 9120D_15_1620 HORIZONTAL : RBW:1000.000KHz VBW:3000.000KHz SWT:Auto Detector : Peak Project : 941514-01 Mode : 18	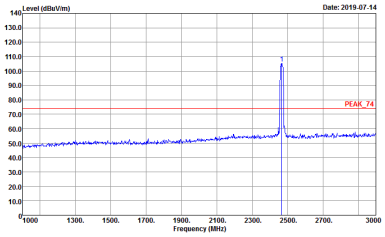 Site : 03CH15-HY Condition : PEAK_74 3m 9120D_15_1620 HORIZONTAL : RBW:1000.000KHz VBW:3000.000KHz SWT:Auto Detector : Peak Project : 941514-01 Mode : 18
Avg.	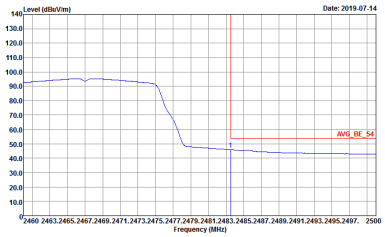 Site : 03CH15-HY Condition : AVG_BE_54 3m 9120D_15_1620 HORIZONTAL : RBW:1000.000KHz VBW:0.010KHz SWT:Auto Detector : Peak Project : 941514-01 Mode : 18	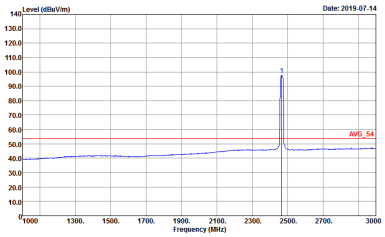 Site : 03CH15-HY Condition : AVG_54 3m 9120D_15_1620 HORIZONTAL : RBW:1000.000KHz VBW:0.010KHz SWT:Auto Detector : Peak Project : 941514-01 Mode : 18

WIFI	2.4GHz 2400~2483.5MHz Band Edge @ 3m	
ANT	802.11g CH12 2467MHz	
0	Vertical	Fundamental
Peak	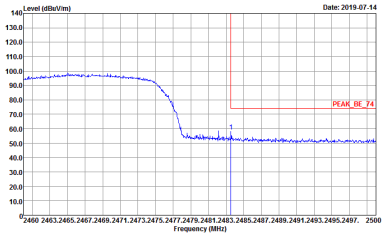 Site : 03CH15-HY Condition : PEAK_BE_74 3m 9120D_15_1620 VERTICAL : RBW:1000.000KHz VBW:3000.000KHz SWT:Auto Detector : Peak Project : 941514-01 Mode : 18	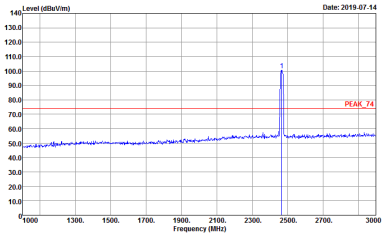 Site : 03CH15-HY Condition : PEAK_74 3m 9120D_15_1620 VERTICAL : RBW:1000.000KHz VBW:3000.000KHz SWT:Auto Detector : Peak Project : 941514-01 Mode : 18
Avg.	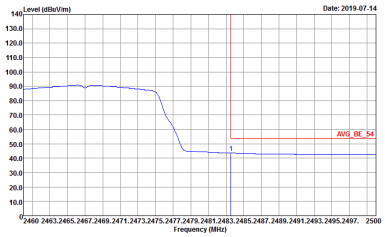 Site : 03CH15-HY Condition : AVG_BE_54 3m 9120D_15_1620 VERTICAL : RBW:1000.000KHz VBW:0.010KHz SWT:Auto Detector : Peak Project : 941514-01 Mode : 18	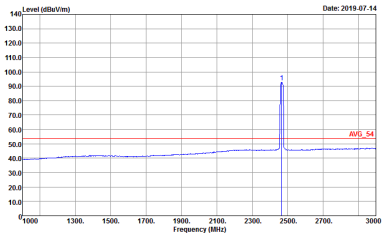 Site : 03CH15-HY Condition : AVG_54 3m 9120D_15_1620 VERTICAL : RBW:1000.000KHz VBW:0.010KHz SWT:Auto Detector : Peak Project : 941514-01 Mode : 18

WIFI	2.4GHz 2400~2483.5MHz Band Edge @ 3m	
ANT	802.11g CH13 2472MHz	
0	Horizontal	Fundamental
Peak	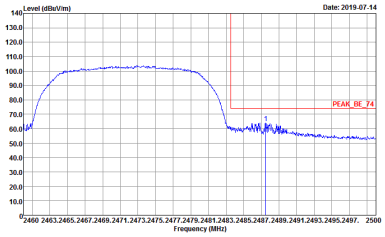 Site : 03CH15-HY Condition : PEAK_BE_74 3m 9120D_15_1620 HORIZONTAL : RBW:1000.000KHz VBW:3000.000KHz SWT:Auto Detector : Peak Project : 941514-01 Mode : 19	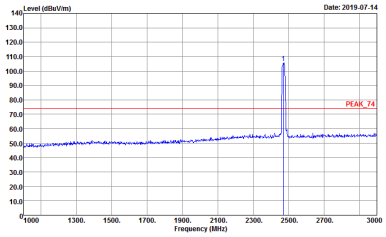 Site : 03CH15-HY Condition : PEAK_74 3m 9120D_15_1620 HORIZONTAL : RBW:1000.000KHz VBW:3000.000KHz SWT:Auto Detector : Peak Project : 941514-01 Mode : 19
Avg.	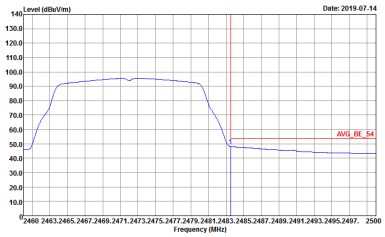 Site : 03CH15-HY Condition : AVG_BE_54 3m 9120D_15_1620 HORIZONTAL : RBW:1000.000KHz VBW:0.010KHz SWT:Auto Detector : Peak Project : 941514-01 Mode : 19	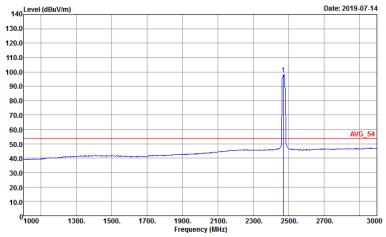 Site : 03CH15-HY Condition : AVG_54 3m 9120D_15_1620 HORIZONTAL : RBW:1000.000KHz VBW:0.010KHz SWT:Auto Detector : Peak Project : 941514-01 Mode : 19

WIFI	2.4GHz 2400~2483.5MHz Band Edge @ 3m	
ANT	802.11g CH13 2472MHz	
0	Vertical	Fundamental
Peak	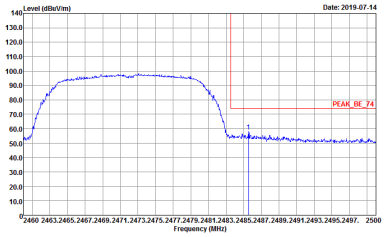 Site : 03CH15-HY Condition : PEAK_BE_74 3m 9120D_15_1620 VERTICAL : RBW:1000.000KHz VBW:3000.000KHz SWT:Auto Detector : Peak Project : 941514-01 Mode : 19	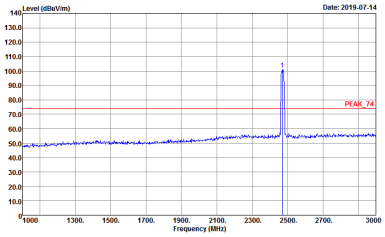 Site : 03CH15-HY Condition : PEAK_74 3m 9120D_15_1620 VERTICAL : RBW:1000.000KHz VBW:3000.000KHz SWT:Auto Detector : Peak Project : 941514-01 Mode : 19
Avg.	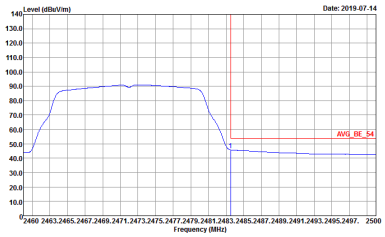 Site : 03CH15-HY Condition : AVG_BE_54 3m 9120D_15_1620 VERTICAL : RBW:1000.000KHz VBW:0.010KHz SWT:Auto Detector : Peak Project : 941514-01 Mode : 19	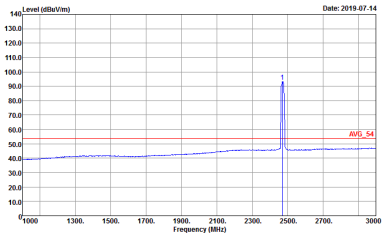 Site : 03CH15-HY Condition : AVG_54 3m 9120D_15_1620 VERTICAL : RBW:1000.000KHz VBW:0.010KHz SWT:Auto Detector : Peak Project : 941514-01 Mode : 19

2.4GHz 2400~2483.5MHz

WIFI 802.11n HT20 (Band Edge @ 3m)

WIFI	2.4GHz 2400~2483.5MHz Band Edge @ 3m	
ANT	802.11n HT20 CH01 2412MHz	
0	Horizontal	Fundamental
Peak	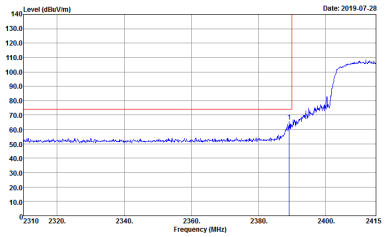 Site : 03CH15-HY Condition : PEAK_BE_74 3m 9120D_15_1620 HORIZONTAL : RBW:1000.000KHz VBW:3000.000KHz SWT:Auto Detector : Peak Project : 941514-01 Mode : 20 Setting : 15	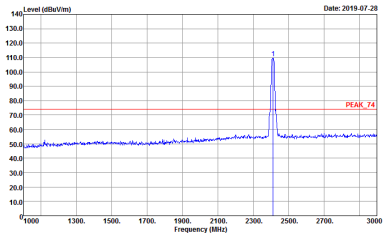 Site : 03CH15-HY Condition : PEAK_74 3m 9120D_15_1620 HORIZONTAL : RBW:1000.000KHz VBW:3000.000KHz SWT:Auto Detector : Peak Project : 941514-01 Mode : 20 Setting : 15
Avg.	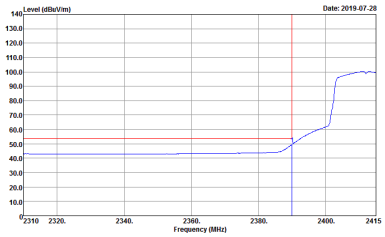 Site : 03CH15-HY Condition : AVG_BE_54 3m 9120D_15_1620 HORIZONTAL : RBW:1000.000KHz VBW:0.010KHz SWT:Auto Detector : Peak Project : 941514-01 Mode : 20 Setting : 15	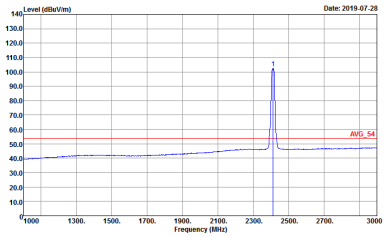 Site : 03CH15-HY Condition : AVG_54 3m 9120D_15_1620 HORIZONTAL : RBW:1000.000KHz VBW:0.010KHz SWT:Auto Detector : Peak Project : 941514-01 Mode : 20 Setting : 15

WIFI	2.4GHz 2400~2483.5MHz Band Edge @ 3m	
ANT	802.11n HT20 CH01 2412MHz	
0	Vertical	Fundamental
Peak	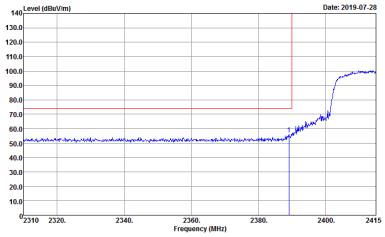	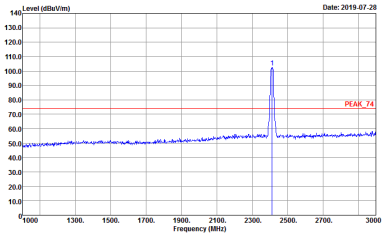
Avg.	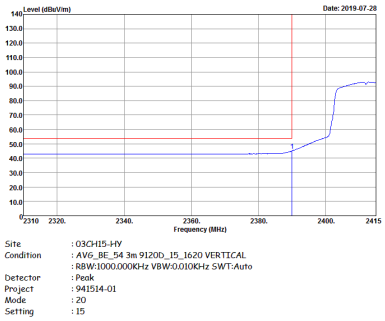	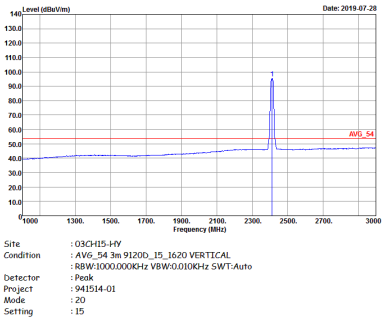

WIFI	2.4GHz 2400~2483.5MHz Band Edge @ 3m	
ANT	802.11n HT20 CH02 2417MHz	
0	Horizontal	Fundamental
Peak	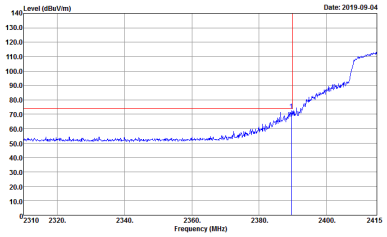 Site : 03CH15-HY Condition : PEAK_BE_74 3m 9120D_15_1620 HORIZONTAL : RBW:1000.000KHz VBW:3000.000KHz SWT:Auto Detector : Peak Project : 941514-01 Setting : 19.5	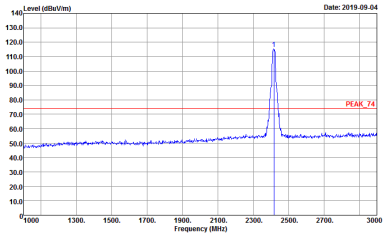 Site : 03CH15-HY Condition : PEAK_74 3m 9120D_15_1620 HORIZONTAL : RBW:1000.000KHz VBW:3000.000KHz SWT:Auto Detector : Peak Project : 941514-01 Setting : 19.5
Avg.	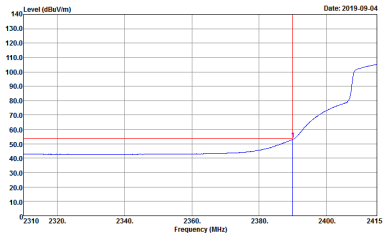 Site : 03CH15-HY Condition : AVG_BE_54 3m 9120D_15_1620 HORIZONTAL : RBW:1000.000KHz VBW:0.010KHz SWT:Auto Detector : Peak Project : 941514-01 Setting : 19.5	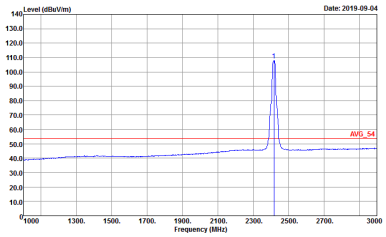 Site : 03CH15-HY Condition : AVG_54 3m 9120D_15_1620 HORIZONTAL : RBW:1000.000KHz VBW:0.010KHz SWT:Auto Detector : Peak Project : 941514-01 Setting : 19.5

WIFI	2.4GHz 2400~2483.5MHz Band Edge @ 3m	
ANT	802.11n HT20 CH02 2417MHz	
0	Vertical	Fundamental
Peak	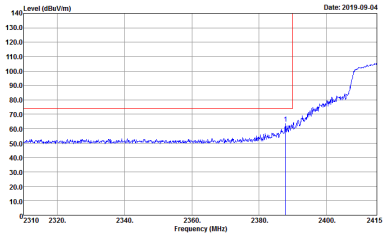 Site : 03CH15-HY Condition : PEAK_BE_74 3m 9120D_15_1620 VERTICAL : RBW:1000.000KHz VBW:3000.000KHz SWT:Auto Detector : Peak Project : 941514-01 Setting : 19.5	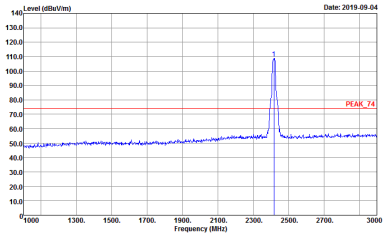 Site : 03CH15-HY Condition : PEAK_74 3m 9120D_15_1620 VERTICAL : RBW:1000.000KHz VBW:3000.000KHz SWT:Auto Detector : Peak Project : 941514-01 Setting : 19.5
Avg.	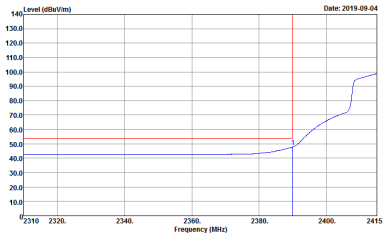 Site : 03CH15-HY Condition : AVG_BE_54 3m 9120D_15_1620 VERTICAL : RBW:1000.000KHz VBW:0.010KHz SWT:Auto Detector : Peak Project : 941514-01 Setting : 19.5	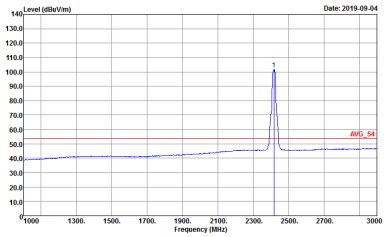 Site : 03CH15-HY Condition : AVG_54 3m 9120D_15_1620 VERTICAL : RBW:1000.000KHz VBW:0.010KHz SWT:Auto Detector : Peak Project : 941514-01 Setting : 19.5

WIFI	2.4GHz 2400~2483.5MHz Band Edge @ 3m	
ANT	802.11n HT20 CH06 2437MHz - L	
0	Horizontal	Fundamental
Peak	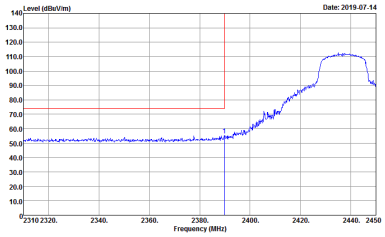 Site : 03CH15-HY Condition : PEAK_8E_74 3m 9120D_15_1620 HORIZONTAL : RBW:1000.000KHz VBW:3000.000KHz SWT:Auto Detector : Peak Project : 941514-01 Mode : 21	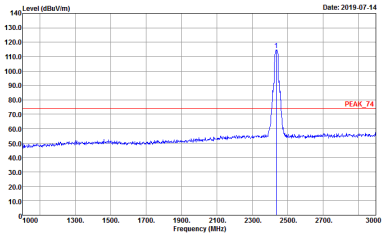 Site : 03CH15-HY Condition : PEAK_74 3m 9120D_15_1620 HORIZONTAL : RBW:1000.000KHz VBW:3000.000KHz SWT:Auto Detector : Peak Project : 941514-01 Mode : 21
Avg.	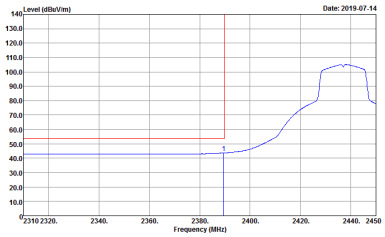 Site : 03CH15-HY Condition : AVG_8E_54 3m 9120D_15_1620 HORIZONTAL : RBW:1000.000KHz VBW:0.010KHz SWT:Auto Detector : Peak Project : 941514-01 Mode : 21	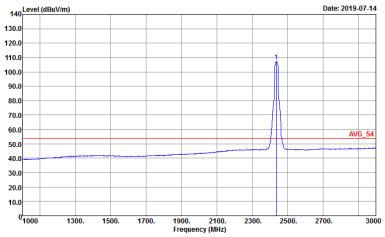 Site : 03CH15-HY Condition : AVG_54 3m 9120D_15_1620 HORIZONTAL : RBW:1000.000KHz VBW:0.010KHz SWT:Auto Detector : Peak Project : 941514-01 Mode : 21

WIFI	2.4GHz 2400~2483.5MHz Band Edge @ 3m	
ANT	802.11n HT20 CH06 2437MHz - R	
0	Horizontal	Fundamental
Peak	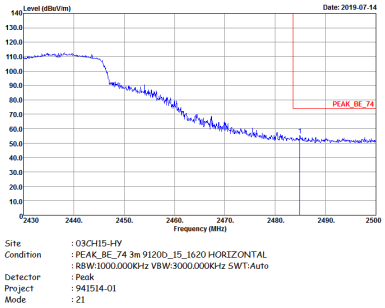	Left blank
Avg.	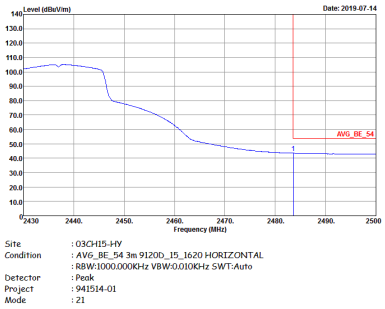	Left blank

WIFI	2.4GHz 2400~2483.5MHz Band Edge @ 3m	
ANT	802.11n HT20 CH06 2437MHz - L	
0	Vertical	Fundamental
Peak	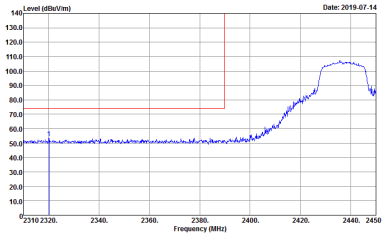 Site : 03CH15-HY Condition : PEAK_8E_74 3m 9120D_15_1620 VERTICAL : RBW:1000.000KHz VBW:3000.000KHz SWT:Auto Detector : Peak Project : 941514-01 Mode : 21	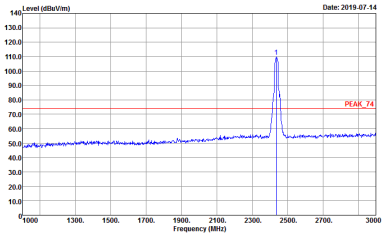 Site : 03CH15-HY Condition : PEAK_74 3m 9120D_15_1620 VERTICAL : RBW:1000.000KHz VBW:3000.000KHz SWT:Auto Detector : Peak Project : 941514-01 Mode : 21
Avg.	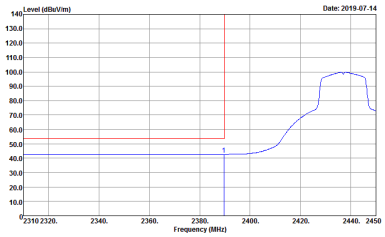 Site : 03CH15-HY Condition : AVG_8E_54 3m 9120D_15_1620 VERTICAL : RBW:1000.000KHz VBW:0.010KHz SWT:Auto Detector : Peak Project : 941514-01 Mode : 21	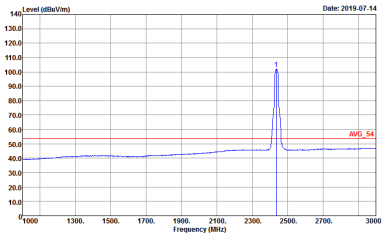 Site : 03CH15-HY Condition : AVG_54 3m 9120D_15_1620 VERTICAL : RBW:1000.000KHz VBW:0.010KHz SWT:Auto Detector : Peak Project : 941514-01 Mode : 21

WIFI	2.4GHz 2400~2483.5MHz Band Edge @ 3m	
ANT	802.11n HT20 CH06 2437MHz - R	
0	Vertical	Fundamental
Peak	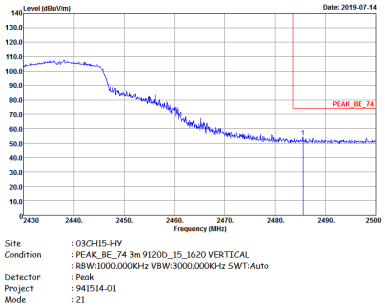	Left Blank
Avg.	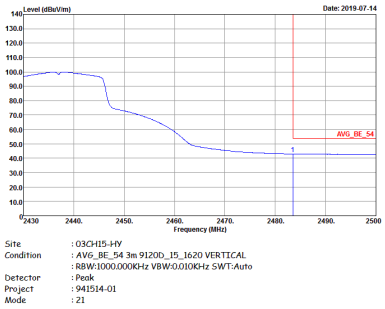	Left Blank

WIFI	2.4GHz 2400~2483.5MHz Band Edge @ 3m	
ANT	802.11n HT20 CH10 2457MHz	
0	Horizontal	Fundamental
Peak	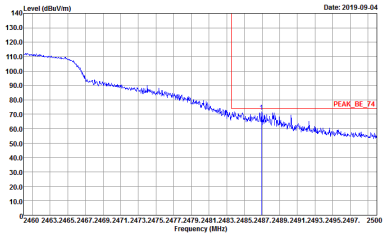 Site : 03CH15-HY Condition : PEAK_BE_74 3m 9120D_15_1620 HORIZONTAL : RBW:1000.000KHz VBW:3000.000KHz SWT:Auto Detector : Peak Project : 941514-01	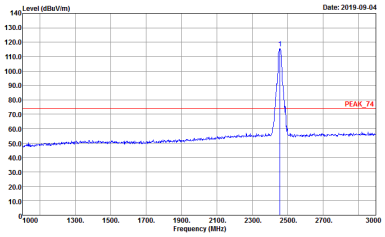 Site : 03CH15-HY Condition : PEAK_74 3m 9120D_15_1620 HORIZONTAL : RBW:1000.000KHz VBW:3000.000KHz SWT:Auto Detector : Peak Project : 941514-01
Avg.	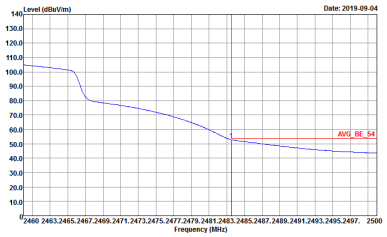 Site : 03CH15-HY Condition : AVG_BE_54 3m 9120D_15_1620 HORIZONTAL : RBW:1000.000KHz VBW:0.010KHz SWT:Auto Detector : Peak Project : 941514-01	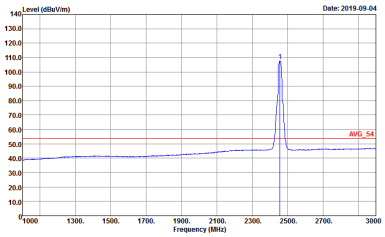 Site : 03CH15-HY Condition : AVG_54 3m 9120D_15_1620 HORIZONTAL : RBW:1000.000KHz VBW:0.010KHz SWT:Auto Detector : Peak Project : 941514-01

WIFI	2.4GHz 2400~2483.5MHz Band Edge @ 3m	
ANT	802.11n HT20 CH10 2457MHz	
0	Vertical	Fundamental
Peak	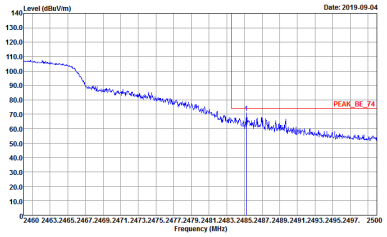 Site : 03CH15-HY Condition : PEAK_BE_74 3m 9120D_15_1620 VERTICAL : RBW:1000.000KHz VBW:3000.000KHz SWT:Auto Detector : Peak Project : 941514-01	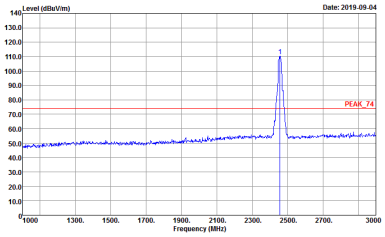 Site : 03CH15-HY Condition : PEAK_74 3m 9120D_15_1620 VERTICAL : RBW:1000.000KHz VBW:3000.000KHz SWT:Auto Detector : Peak Project : 941514-01
Avg.	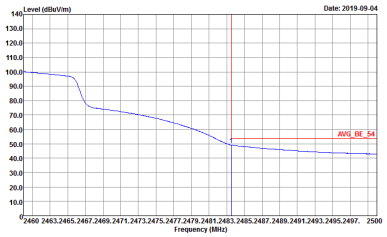 Site : 03CH15-HY Condition : AVG_BE_54 3m 9120D_15_1620 VERTICAL : RBW:1000.000KHz VBW:0.010KHz SWT:Auto Detector : Peak Project : 941514-01	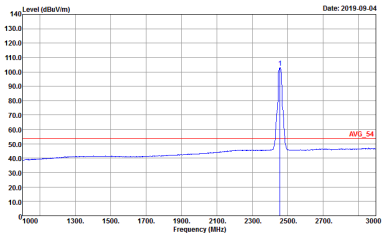 Site : 03CH15-HY Condition : AVG_54 3m 9120D_15_1620 VERTICAL : RBW:1000.000KHz VBW:0.010KHz SWT:Auto Detector : Peak Project : 941514-01

WIFI	2.4GHz 2400~2483.5MHz Band Edge @ 3m	
ANT	802.11n HT20 CH11 2462MHz	
0	Horizontal	Fundamental
Peak	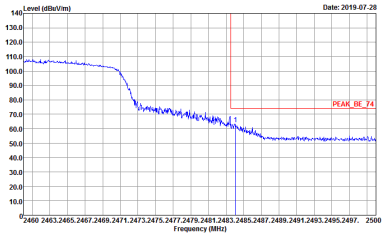 Site : 03CH15-HY Condition : PEAK_BE_74 3m 9120D_15_1620 HORIZONTAL : RBW:1000.000KHz VBW:3000.000KHz SWT:Auto Detector : Peak Project : 941514-01 Mode : 22 Setting : 15	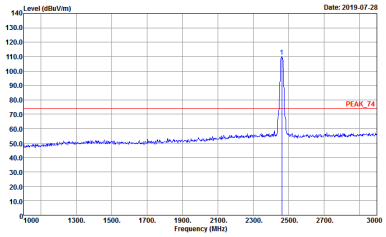 Site : 03CH15-HY Condition : PEAK_74 3m 9120D_15_1620 HORIZONTAL : RBW:1000.000KHz VBW:3000.000KHz SWT:Auto Detector : Peak Project : 941514-01 Mode : 22 Setting : 15
Avg.	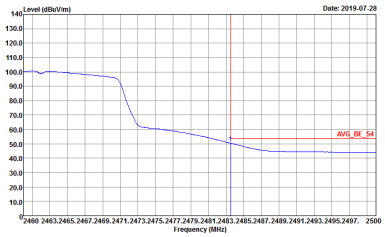 Site : 03CH15-HY Condition : AVG_BE_54 3m 9120D_15_1620 HORIZONTAL : RBW:1000.000KHz VBW:0.010KHz SWT:Auto Detector : Peak Project : 941514-01 Mode : 22 Setting : 15	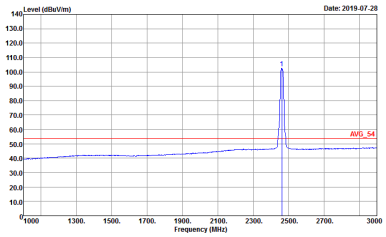 Site : 03CH15-HY Condition : AVG_54 3m 9120D_15_1620 HORIZONTAL : RBW:1000.000KHz VBW:0.010KHz SWT:Auto Detector : Peak Project : 941514-01 Mode : 22 Setting : 15

WIFI	2.4GHz 2400~2483.5MHz Fundamental @ 3m	
ANT	802.11n HT20 CH11 2462MHz	
0	Vertical	Fundamental
Peak	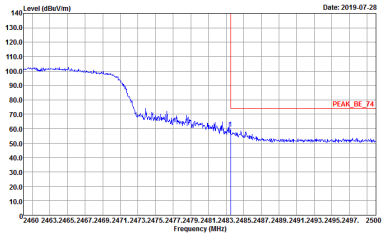 Site : 03CH15-HY Condition : PEAK_BE_74 3m 9120D_15_1620 VERTICAL : RBW:1000.000KHz VBW:3000.000KHz SWT:Auto Detector : Peak Project : 941514-01 Mode : 22 Setting : 15	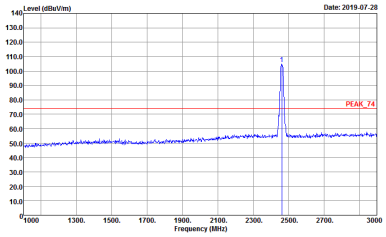 Site : 03CH15-HY Condition : PEAK_74 3m 9120D_15_1620 VERTICAL : RBW:1000.000KHz VBW:3000.000KHz SWT:Auto Detector : Peak Project : 941514-01 Mode : 22 Setting : 15
Avg.	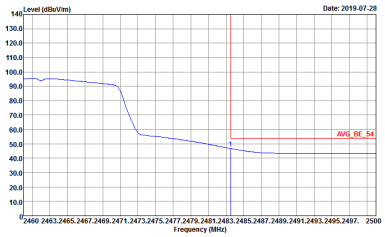 Site : 03CH15-HY Condition : AVG_BE_54 3m 9120D_15_1620 VERTICAL : RBW:1000.000KHz VBW:0.010KHz SWT:Auto Detector : Peak Project : 941514-01 Mode : 22 Setting : 15	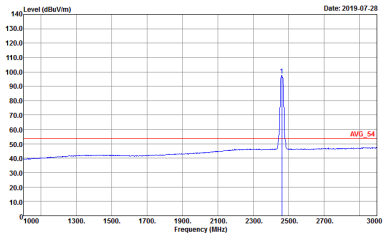 Site : 03CH15-HY Condition : AVG_54 3m 9120D_15_1620 VERTICAL : RBW:1000.000KHz VBW:0.010KHz SWT:Auto Detector : Peak Project : 941514-01 Mode : 22 Setting : 15

WIFI	2.4GHz 2400~2483.5MHz Band Edge @ 3m	
ANT	802.11n HT20 CH12 2467MHz	
0	Horizontal	Fundamental
Peak	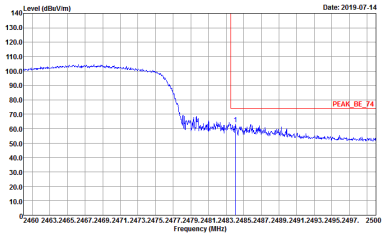 Site : 03CH15-HY Condition : PEAK_BE_74 3m 9120D_15_1620 HORIZONTAL : RBW:1000.000KHz VBW:3000.000KHz SWT:Auto Detector : Peak Project : 941514-01 Mode : 23	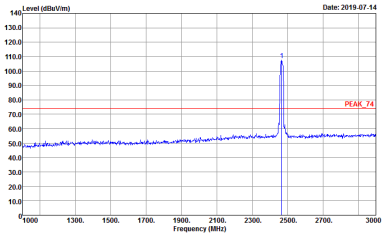 Site : 03CH15-HY Condition : PEAK_74 3m 9120D_15_1620 HORIZONTAL : RBW:1000.000KHz VBW:3000.000KHz SWT:Auto Detector : Peak Project : 941514-01 Mode : 23
Avg.	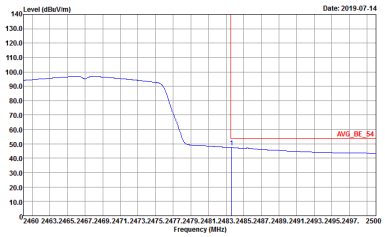 Site : 03CH15-HY Condition : AVG_BE_54 3m 9120D_15_1620 HORIZONTAL : RBW:1000.000KHz VBW:0.010KHz SWT:Auto Detector : Peak Project : 941514-01 Mode : 23	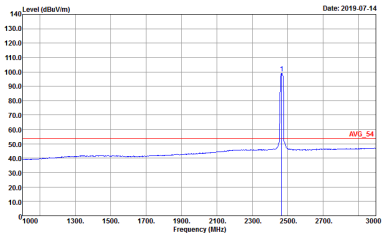 Site : 03CH15-HY Condition : AVG_54 3m 9120D_15_1620 HORIZONTAL : RBW:1000.000KHz VBW:0.010KHz SWT:Auto Detector : Peak Project : 941514-01 Mode : 23

WIFI	2.4GHz 2400~2483.5MHz Band Edge @ 3m	
ANT	802.11n HT20 CH12 2467MHz	
0	Vertical	Fundamental
Peak	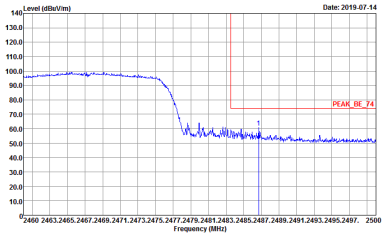 Site : 03CH15-HY Condition : PEAK_BE_74 3m 9120D_15_1620 VERTICAL : RBW:1000.000KHz VBW:3000.000KHz SWT:Auto Detector : Peak Project : 941514-01 Mode : 23	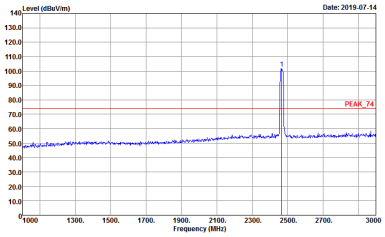 Site : 03CH15-HY Condition : PEAK_74 3m 9120D_15_1620 VERTICAL : RBW:1000.000KHz VBW:3000.000KHz SWT:Auto Detector : Peak Project : 941514-01 Mode : 23
Avg.	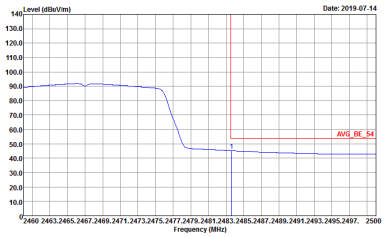 Site : 03CH15-HY Condition : AVG_BE_54 3m 9120D_15_1620 VERTICAL : RBW:1000.000KHz VBW:0.010KHz SWT:Auto Detector : Peak Project : 941514-01 Mode : 23	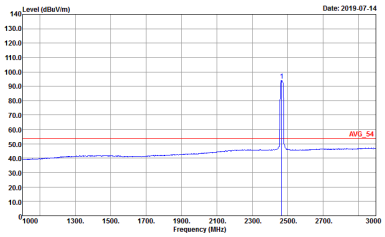 Site : 03CH15-HY Condition : AVG_54 3m 9120D_15_1620 VERTICAL : RBW:1000.000KHz VBW:0.010KHz SWT:Auto Detector : Peak Project : 941514-01 Mode : 23

WIFI	2.4GHz 2400~2483.5MHz Band Edge @ 3m	
ANT	802.11n HT20 CH13 2472MHz	
0	Horizontal	Fundamental
Peak	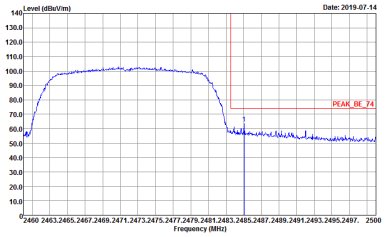 Site : 03CH15-HY Condition : PEAK_BE_74 3m 9120D_15_1620 HORIZONTAL : RBW:1000.000KHz VBW:3000.000KHz SWT:Auto Detector : Peak Project : 941514-01 Mode : 24	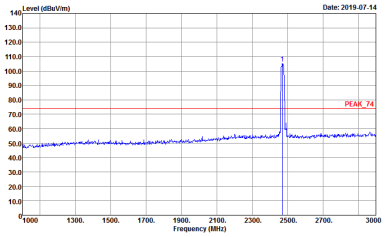 Site : 03CH15-HY Condition : PEAK_74 3m 9120D_15_1620 HORIZONTAL : RBW:1000.000KHz VBW:3000.000KHz SWT:Auto Detector : Peak Project : 941514-01 Mode : 24
Avg.	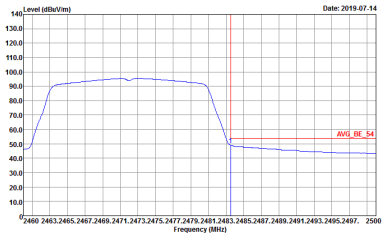 Site : 03CH15-HY Condition : AVG_BE_54 3m 9120D_15_1620 HORIZONTAL : RBW:1000.000KHz VBW:0.010KHz SWT:Auto Detector : Peak Project : 941514-01 Mode : 24	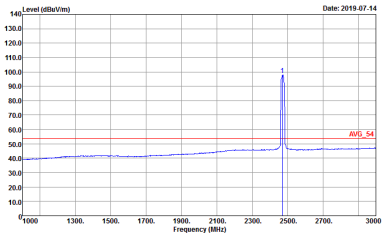 Site : 03CH15-HY Condition : AVG_54 3m 9120D_15_1620 HORIZONTAL : RBW:1000.000KHz VBW:0.010KHz SWT:Auto Detector : Peak Project : 941514-01 Mode : 24

WIFI	2.4GHz 2400~2483.5MHz Band Edge @ 3m	
ANT	802.11n HT20 CH13 2472MHz	
0	Vertical	Fundamental
Peak	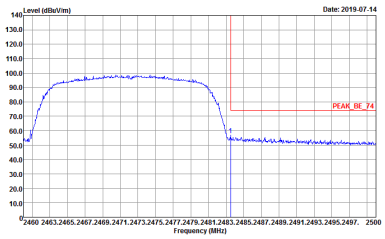 Site : 03CH15-HY Condition : PEAK_BE_74 3m 9120D_15_1620 VERTICAL : RBW:1000.000KHz VBW:3000.000KHz SWT:Auto Detector : Peak Project : 941514-01 Mode : 24	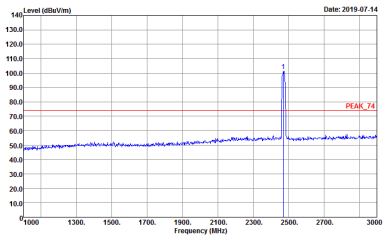 Site : 03CH15-HY Condition : PEAK_74 3m 9120D_15_1620 VERTICAL : RBW:1000.000KHz VBW:3000.000KHz SWT:Auto Detector : Peak Project : 941514-01 Mode : 24
Avg.	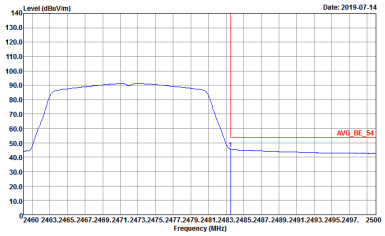 Site : 03CH15-HY Condition : AVG_BE_54 3m 9120D_15_1620 VERTICAL : RBW:1000.000KHz VBW:0.010KHz SWT:Auto Detector : Peak Project : 941514-01 Mode : 24	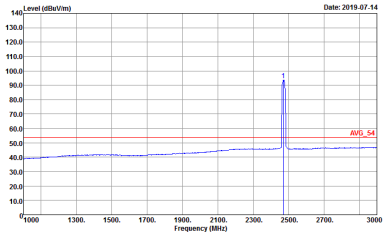 Site : 03CH15-HY Condition : AVG_54 3m 9120D_15_1620 VERTICAL : RBW:1000.000KHz VBW:0.010KHz SWT:Auto Detector : Peak Project : 941514-01 Mode : 24

2.4GHz 2400~2483.5MHz

WIFI 802.11b (Harmonic @ 3m)

WIFI	2.4GHz 2400~2483.5MHz Harmonic @ 3m	
ANT	802.11b CH01 2412MHz	
0	Horizontal	Vertical
Peak Avg.	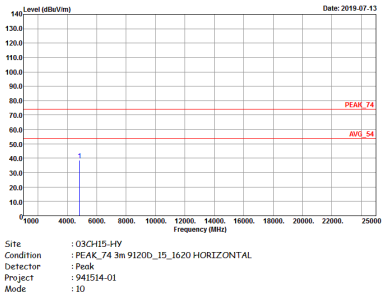	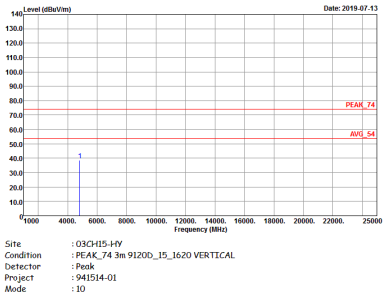

WIFI	2.4GHz 2400~2483.5MHz Harmonic @ 3m	
ANT	802.11b CH06 2437MHz	
0	Horizontal	Vertical
Peak Avg.	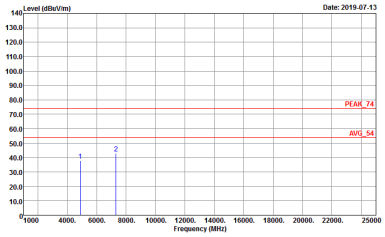 Site : 03CH15-HY Condition : PEAK_74 3m 9120D_15_1620 HORIZONTAL Detector : Peak Project : 941514-01 Mode : 11	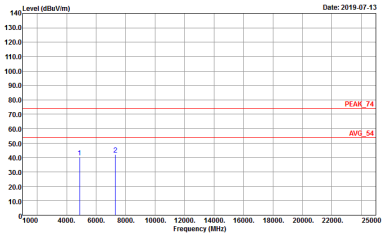 Site : 03CH15-HY Condition : PEAK_74 3m 9120D_15_1620 VERTICAL Detector : Peak Project : 941514-01 Mode : 11

WIFI	2.4GHz 2400~2483.5MHz Harmonic @ 3m	
ANT	802.11b CH11 2462MHz	
0	Horizontal	Vertical
Peak Avg.	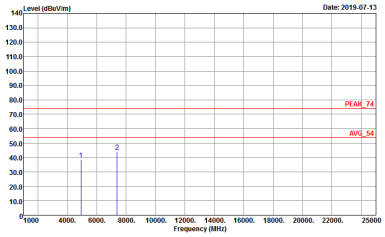 Site : 03CH15-HY Condition : PEAK_74 3m 9120D_15_1620 HORIZONTAL Detector : Peak Project : 941514-01 Mode : 12	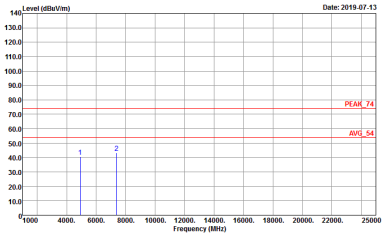 Site : 03CH15-HY Condition : PEAK_74 3m 9120D_15_1620 VERTICAL Detector : Peak Project : 941514-01 Mode : 12

WIFI	2.4GHz 2400~2483.5MHz Harmonic @ 3m	
ANT	802.11b CH12 2467MHz	
0	Horizontal	Vertical
Peak Avg.	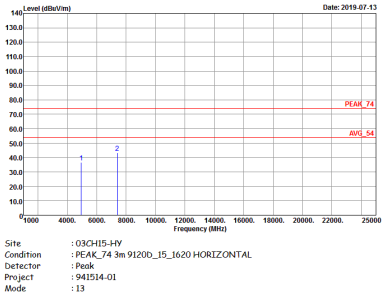	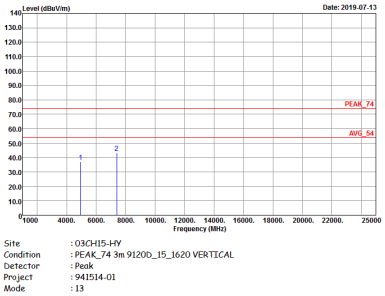

WIFI	2.4GHz 2400~2483.5MHz Harmonic @ 3m	
ANT	802.11b CH13 2472MHz	
0	Horizontal	Vertical
Peak Avg.	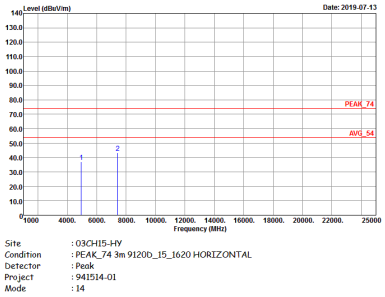 Site : 03CH15-HY Condition : PEAK_74 3m 9120D_15_1620 HORIZONTAL Detector : Peak Project : 941514-01 Mode : 14	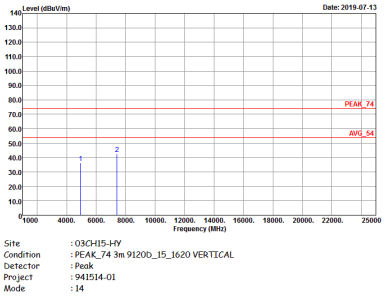 Site : 03CH15-HY Condition : PEAK_74 3m 9120D_15_1620 VERTICAL Detector : Peak Project : 941514-01 Mode : 14

2.4GHz 2400~2483.5MHz

WIFI 802.11g (Harmonic @ 3m)

WIFI	2.4GHz 2400~2483.5MHz Harmonic @ 3m	
ANT	802.11g CH01 2412MHz	
0	Horizontal	Vertical
Peak Avg.	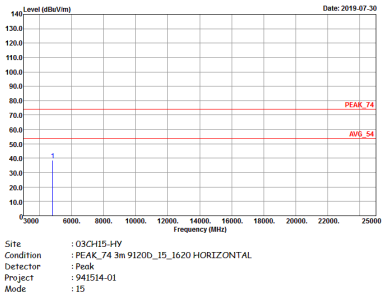	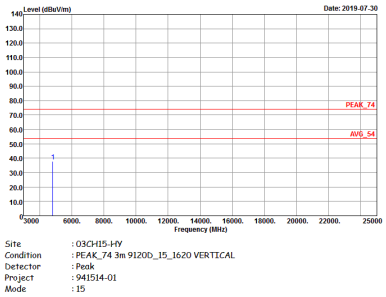

WIFI	2.4GHz 2400~2483.5MHz Harmonic @ 3m	
ANT	802.11g CH06 2437MHz	
0	Horizontal	Vertical
Peak Avg.	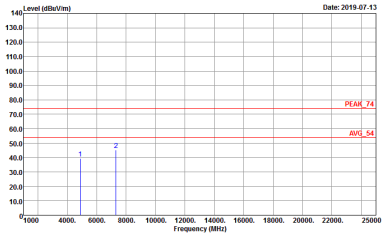 Site : 03CH15-HY Condition : PEAK_74 3m 9120D_15_1620 HORIZONTAL : RBW:1000.000KHz VBW:3000.000KHz SWT:Auto Detector : Peak Project : 941514-01 Mode : 16	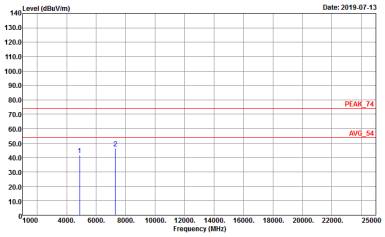 Site : 03CH15-HY Condition : PEAK_74 3m 9120D_15_1620 VERTICAL : RBW:1000.000KHz VBW:3000.000KHz SWT:Auto Detector : Peak Project : 941514-01 Mode : 16

WIFI	2.4GHz 2400~2483.5MHz Harmonic @ 3m	
ANT	802.11g CH11 2462MHz	
0	Horizontal	Vertical
Peak Avg.	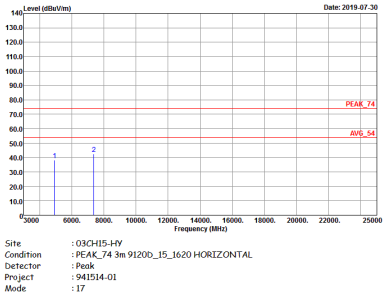	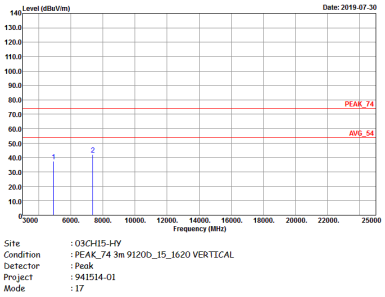

WIFI	2.4GHz 2400~2483.5MHz Harmonic @ 3m	
ANT	802.11g CH12 2467MHz	
0	Horizontal	Vertical
Peak Avg.	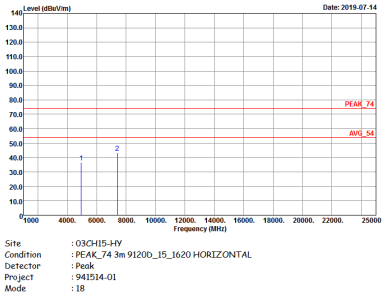	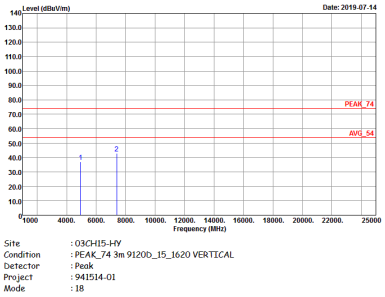

WIFI	2.4GHz 2400~2483.5MHz Harmonic @ 3m	
ANT	802.11g CH13 2472MHz	
0	Horizontal	Vertical
Peak Avg.	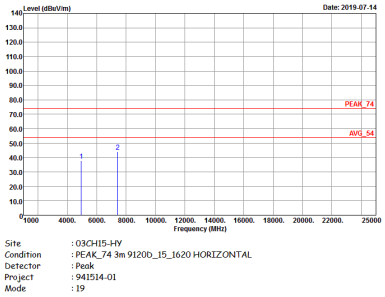	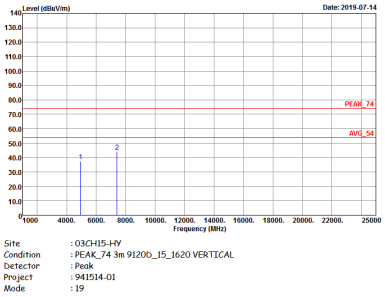

2.4GHz 2400~2483.5MHz

WIFI 802.11n HT20 (Harmonic @ 3m)

WIFI	2.4GHz 2400~2483.5MHz Harmonic @ 3m	
ANT	802.11n HT20 CH01 2412MHz	
0	Horizontal	Vertical
Peak Avg.	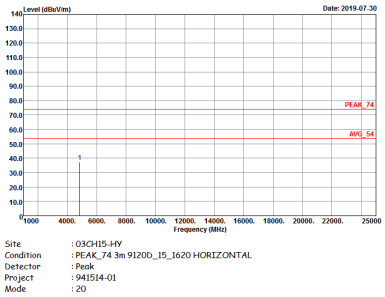	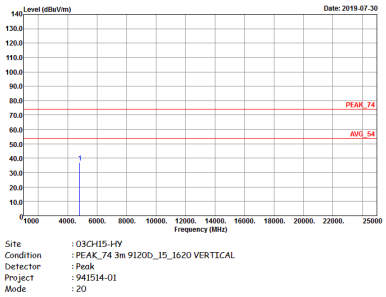

WIFI	2.4GHz 2400~2483.5MHz Harmonic @ 3m	
ANT	802.11n HT20 CH06 2437MHz	
0	Horizontal	Vertical
Peak Avg.	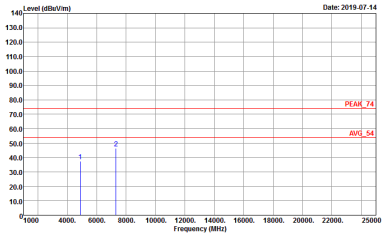 Site : 03CH15-HY Condition : PEAK_74 3m 9120D_15_1620 HORIZONTAL Detector : Peak Project : 941514-01 Mode : 21	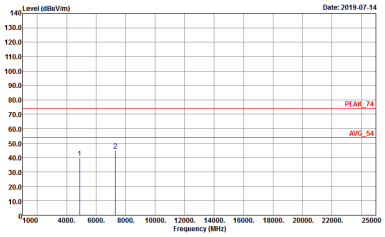 Site : 03CH15-HY Condition : PEAK_74 3m 9120D_15_1620 VERTICAL Detector : Peak Project : 941514-01 Mode : 21

WIFI	2.4GHz 2400~2483.5MHz Harmonic @ 3m	
ANT	802.11n HT20 CH11 2462MHz	
0	Horizontal	Vertical
Peak Avg.	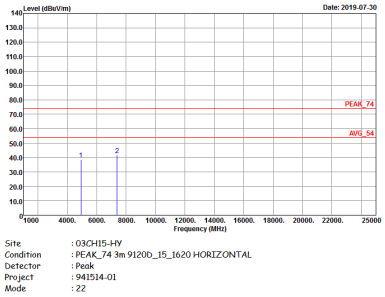	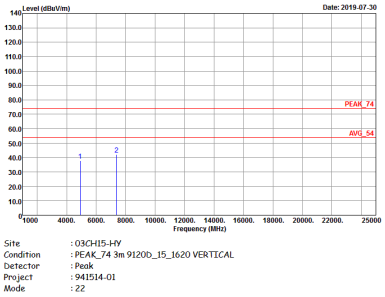

WIFI	2.4GHz 2400~2483.5MHz Harmonic @ 3m	
ANT	802.11n HT20 CH12 2462MHz	
0	Horizontal	Vertical
Peak Avg.	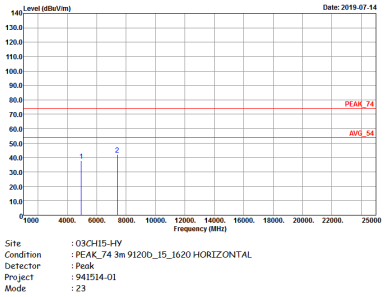	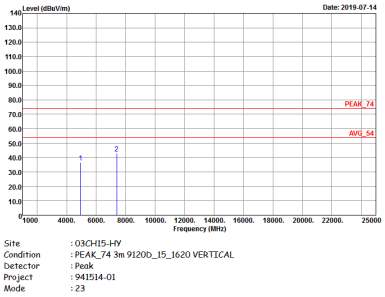

WIFI	2.4GHz 2400~2483.5MHz Harmonic @ 3m	
ANT	802.11n HT20 CH13 2472MHz	
0	Horizontal	Vertical
Peak Avg.	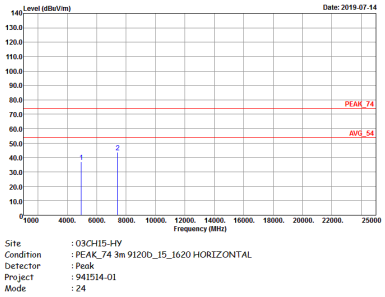	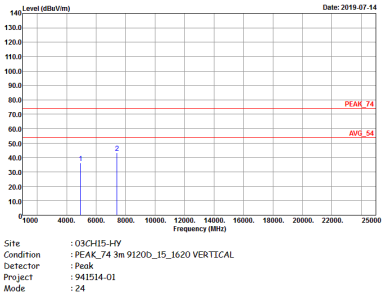

Emission below 1GHz

2.4GHz WIFI 802.11n HT20 (LF)

WIFI	2.4GHz 2400~2483.5MHz	
ANT	802.11n HT20 LF	
0	Horizontal	Vertical
QP / Peak	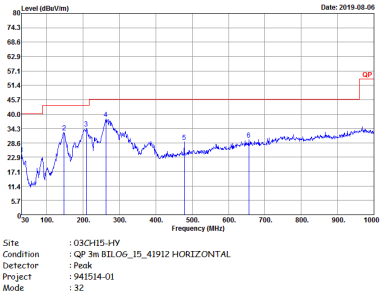	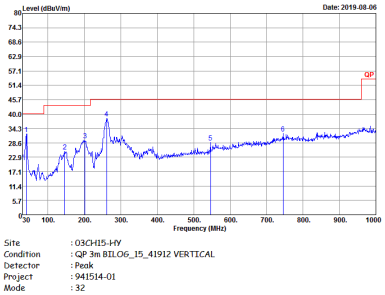

Appendix E. Duty Cycle Plots

Band	Duty Cycle(%)	T(us)	1/T(kHz)	VBW Setting	Duty Factor(dB)
802.11b	100.00	-	-	10Hz	0.00
802.11g	100.00	-	-	10Hz	0.00
2.4GHz 802.11n HT20	100.00	-	-	10Hz	0.00

802.11b

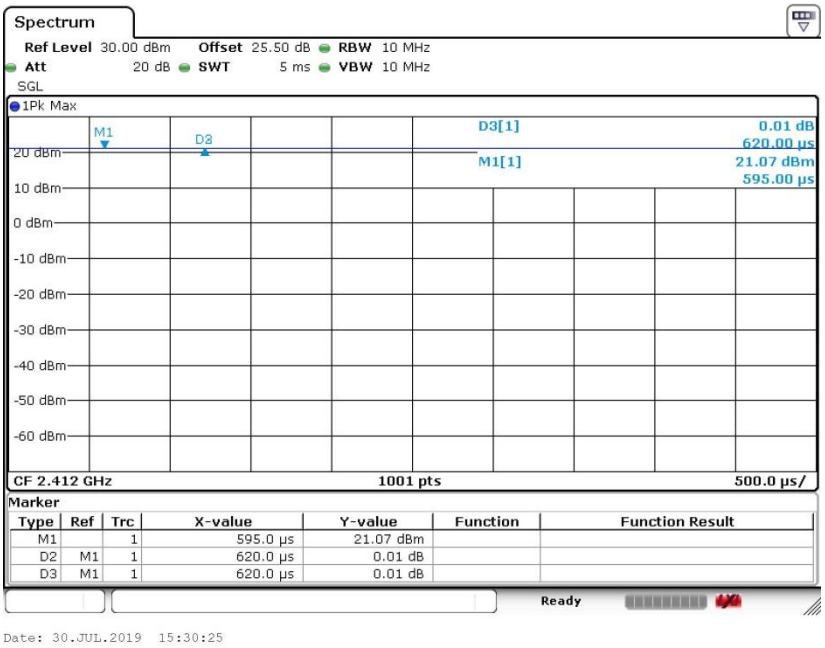

802.11g

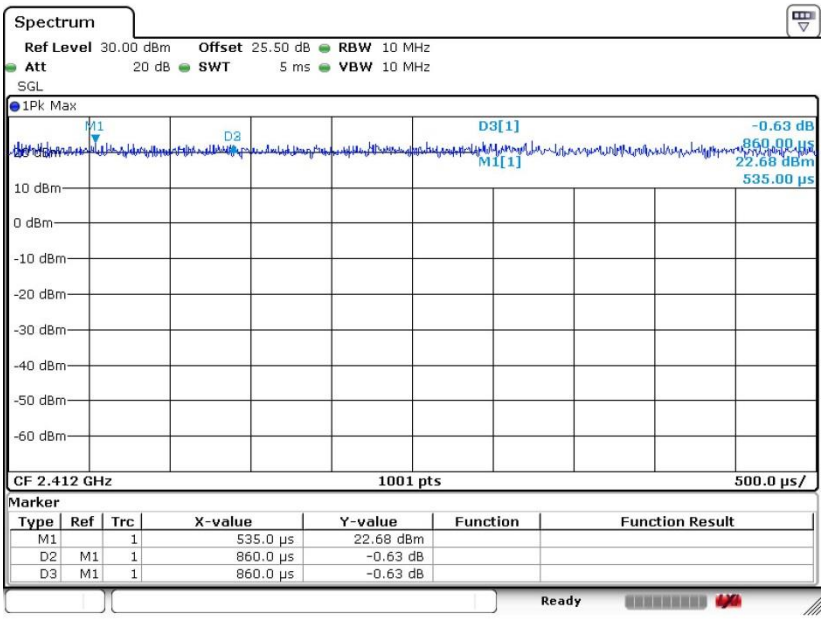

Date: 30.JUL.2019 15:33:10

802.11n HT20

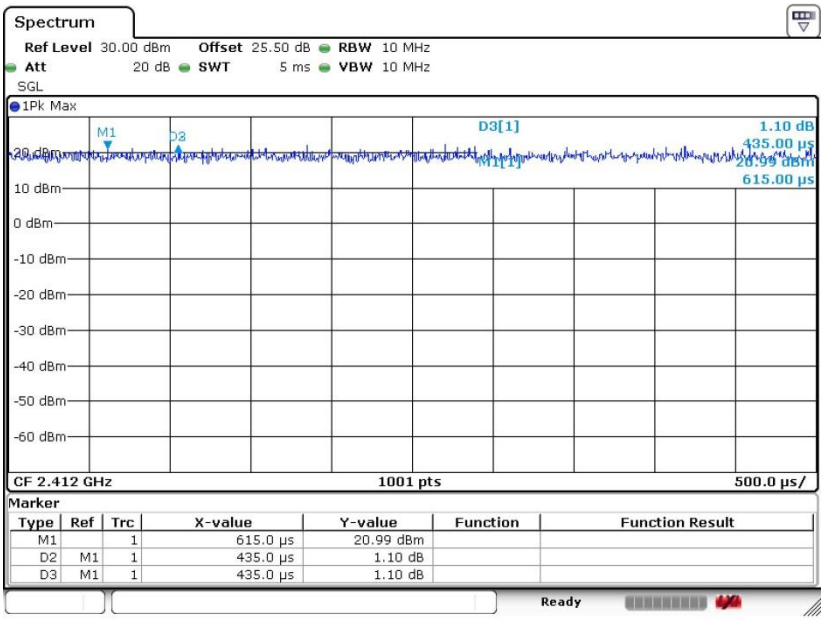

Date: 30.JUL.2019 15:35:52

——————THE END——————