FCC RADIO TEST REPORT

FCC ID	:	**2ASDU-7283**
Equipment	:	**Digital Media Streaming Device**
Model Name	:	**A78V3N**
Applicant	:	**Newly Invented LLC** **16701 Melford Blvd, Suite 400 Bowie, Maryland 20715**
Standard	:	**FCC Part 15 Subpart E §15.407**

The product was completed on Apr. 18, 2019. We, SPORTON INTERNATIONAL INC. EMC & Wireless Communications Laboratory, would like to declare that the tested sample has been evaluated in accordance with the test procedures and has been in compliance with the applicable technical standards.

The report must not be used by the client to claim product certification, approval, or endorsement by TAF or any agency of government.

The test results in this report apply exclusively to the tested model / sample. Without written approval of SPORTON INTERNATIONAL INC. EMC & Wireless Communications Laboratory, the test report shall not be reproduced except in full.

Jones Tsai

Approved by: Jones Tsai

SPORTON INTERNATIONAL INC. EMC & Wireless Communications Laboratory
No. 52, Huaya 1st Rd., Guishan Dist., Taoyuan City, Taiwan (R.O.C.)

Table of Contents

History of this test report **3**
Summary of Test Result **4**
1 General Description **5**
1.1 Product Feature of Equipment Under Test 5
1.2 Product Specification of Equipment Under Test 5
1.3 Modification of EUT 8
1.4 Testing Location 9
1.5 Applicable Standards 9
2 Test Configuration of Equipment Under Test **10**
2.1 Carrier Frequency and Channel 10
2.2 Test Mode 12
2.3 Connection Diagram of Test System 14
2.4 Support Unit used in test configuration and system 15
2.5 EUT Operation Test Setup 16
2.6 Measurement Results Explanation Example 16
3 Test Result **17**
3.1 26dB & 99% Occupied Bandwidth Measurement 17
3.2 Maximum Conducted Output Power Measurement 20
3.3 Power Spectral Density Measurement 23
3.4 Unwanted Emissions Measurement 27
3.5 AC Conducted Emission Measurement 33
3.6 Automatically Discontinue Transmission 35
3.7 Antenna Requirements 37
4 List of Measuring Equipment **39**
5 Uncertainty of Evaluation **41**
Appendix A. Conducted Test Results
Appendix B. AC Conducted Emission Test Result
Appendix C. Radiated Spurious Emission
Appendix D. Radiated Spurious Emission Plots
Appendix E. Duty Cycle Plots

History of this test report

Report No.	Version	Description	Issued Date
FR8D0631-01D	01	Initial issue of report	Apr. 29, 2019
FR8D0631-01D	02	Add more information in section 2	Jun. 18, 2019

Summary of Test Result

Report Clause	Ref Std. Clause	Test Items	Result (PASS/FAIL)
3.1	15.403(i)	26dB Bandwidth	Pass
3.1	2.1049	99% Occupied Bandwidth	Reporting only
3.2	15.407(a)	Maximum Conducted Output Power	Pass
3.3	15.407(a)	Power Spectral Density	Pass
3.4	15.407(b)	Unwanted Emissions	Pass
3.5	15.207	AC Conducted Emission	Pass
3.6	15.407(c)	Automatically Discontinue Transmission	Pass
3.7	15.203 15.407(a)	Antenna Requirement	Pass

Declaration of Conformity:
The test results with all measurement uncertainty excluded are presented in accordance with the regulation limits or requirements declared by manufacturers.
Comments and Explanations:
The declared of product specification for EUT presented in the report are provided by the manufacturer, and the manufacturer takes all the responsibilities for the accuracy of product specification.

Reviewed by: Wii Chang

Report Producer: Natasha Hsieh

1 General Description

1.1 Product Feature of Equipment Under Test

Product Feature	
Equipment	Digital Media Streaming Device
Model Name	A78V3N
FCC ID	2ASDU-7283
EUT supports Radios application	WLAN b/g/n HT20 WLAN 11a/n HT20/HT40 WLAN 11ac VHT20/VHT40/VHT80 Bluetooth BR/EDR/LE

1.2 Product Specification of Equipment Under Test

Standards-related Product Specification	
Tx/Rx Channel Frequency Range	5180 MHz ~ 5240 MHz 5260 MHz ~ 5320 MHz 5500 MHz ~ 5720 MHz
Maximum Output Power to Antenna **<CDD Modes>**	**<5180 MHz ~ 5240 MHz>** **<Ant. 0>** 802.11a : 19.42 dBm / 0.0875 W 802.11n HT20 : 18.53 dBm / 0.0713 W 802.11n HT40 : 18.25 dBm / 0.0668 W 802.11ac VHT20: 18.50 dBm / 0.0708 W 802.11ac VHT40: 18.23 dBm / 0.0665 W 802.11ac VHT80: 13.85 dBm / 0.0243 W **<Ant. 1>** 802.11a : 21.03 dBm / 0.1268 W 802.11n HT20 : 20.90 dBm / 0.1230 W 802.11n HT40 : 19.70 dBm / 0.0933 W 802.11ac VHT20: 20.00 dBm / 0.1000 W 802.11ac VHT40: 19.69 dBm / 0.0931 W 802.11ac VHT80: 13.70 dBm / 0.0234 W **MIMO <Ant. 0 + 1>** 802.11a : 20.46 dBm / 0.1112 W 802.11n HT20 : 20.18 dBm / 0.1042 W 802.11n HT40 : 22.05 dBm / 0.1603 W 802.11ac VHT20: 20.12 dBm / 0.1028 W 802.11ac VHT40: 22.03 dBm / 0.1596 W 802.11ac VHT80: 12.95 dBm / 0.0197 W

Standards-related Product Specification	
Maximum Output Power to Antenna **<CDD Modes>**	**<5260 MHz ~ 5320 MHz>** **<Ant. 0>** 802.11a : 21.37 dBm / 0.1371 W 802.11n HT20 : 20.58 dBm / 0.1143 W 802.11n HT40 : 17.75 dBm / 0.0596 W 802.11ac VHT20: 20.57 dBm / 0.0114 W 802.11ac VHT40: 17.74 dBm / 0.0594 W 802.11ac VHT80: 15.80 dBm / 0.0380 W **<Ant. 1>** 802.11a : 20.68 dBm / 0.1169 W 802.11n HT20 : 19.84 dBm / 0.0964 W 802.11n HT40 : 17.70 dBm / 0.0589 W 802.11ac VHT20: 19.40 dBm / 0.0871 W 802.11ac VHT40: 17.69 dBm / 0.0587 W 802.11ac VHT80: 15.50 dBm / 0.0355 W **MIMO <Ant. 0 + 1>** 802.11a : 20.65 dBm / 0.1161 W 802.11n HT20 : 20.14 dBm / 0.1033 W 802.11n HT40 : 22.71 dBm / 0.1866 W 802.11ac VHT20: 20.09 dBm / 0.1021 W 802.11ac VHT40: 22.69 dBm / 0.1858 W 802.11ac VHT80: 15.06 dBm / 0.0321 W **<5500 MHz ~ 5720 MHz >** **<Ant. 0>** 802.11a : 19.38 dBm / 0.0867 W 802.11n HT20 : 18.89 dBm / 0.0774 W 802.11n HT40 : 18.42 dBm / 0.0695 W 802.11ac VHT20: 18.88 dBm / 0.0773 W 802.11ac VHT40: 18.40 dBm / 0.0692 W 802.11ac VHT80: 18.89 dBm / 0.0774 W **<Ant. 1>** 802.11a : 19.55 dBm / 0.0902 W 802.11n HT20 : 19.16 dBm / 0.0824 W 802.11n HT40 : 18.83 dBm / 0.0764 W 802.11ac VHT20: 19.10 dBm / 0.0813 W 802.11ac VHT40: 18.82 dBm / 0.0762 W 802.11ac VHT80: 18.25 dBm / 0.0668 W **MIMO <Ant. 0 + 1>** 802.11a : 20.19 dBm / 0.1045 W 802.11n HT20 : 19.37 dBm / 0.0865 W 802.11n HT40 : 22.90 dBm / 0.1950 W 802.11ac VHT20: 19.34 dBm / 0.0859 W 802.11ac VHT40: 22.78 dBm / 0.1897 W 802.11ac VHT80: 22.73 dBm / 0.1875 W

Standards-related Product Specification	
Maximum Output Power <TXBF Modes>	**<5180 MHz ~ 5240 MHz>** **MIMO <Ant. 0 + 1>** 802.11ac VHT20: 19.51 dBm / 0.0893 W 802.11ac VHT40: 20.61 dBm / 0.1151 W 802.11ac VHT80: 16.44 dBm / 0.0441 W **<5260 MHz ~ 5320 MHz>** **MIMO <Ant. 0 + 1>** 802.11ac VHT20: 19.60 dBm / 0.0912 W 802.11ac VHT40: 22.30 dBm / 0.1698 W 802.11ac VHT80: 17.31 dBm / 0.0538 W **<5500 MHz ~ 5720 MHz >** **MIMO <Ant. 0 + 1>** 802.11ac VHT20: 19.74 dBm / 0.0942 W 802.11ac VHT40: 22.46 dBm / 0.1762 W 802.11ac VHT80: 22.56 dBm / 0.1803 W
99% Occupied Bandwidth <CDD Modes>	**<Ant. 0>** 802.11a : 17.23 MHz 802.11n HT20 : 17.98 MHz 802.11n HT40 : 36.96 MHz 802.11ac VHT80 : 76.96 MHz **<Ant. 1>** 802.11a : 22.53 MHz 802.11n HT20 : 21.53 MHz 802.11n HT40 : 37.16 MHz 802.11ac VHT80 : 77.08 MHz **MIMO <Ant. 0>** 802.11a : 17.08 MHz 802.11n HT20 : 17.93 MHz 802.11n HT40 : 37.88 MHz 802.11ac VHT80 : 77.08 MHz **MIMO <Ant. 1>** 802.11a : 16.93 MHz 802.11n HT20 : 17.73 MHz 802.11n HT40 : 42.57 MHz 802.11ac VHT80 : 78.52 MHz
99% Occupied Bandwidth <TXBF Modes>	**MIMO <Ant. 0>** 802.11ac VHT20 : 17.93 MHz 802.11ac VHT40 : 38.26 MHz 802.11ac VHT80 : 77.56 MHz **MIMO <Ant. 1>** 802.11ac VHT20 : 17.93 MHz 802.11ac VHT40 : 37.66 MHz 802.11ac VHT80 : 77.80 MHz

<table>
<tr><th colspan="2">Standards-related Product Specification</th></tr>
<tr><td>Antenna Gain / Gain</td><td><5180 MHz ~ 5240 MHz>
Ant. 0: Fixed Internal Antenna with gain 3.2 dBi
Ant. 1: Fixed Internal Antenna with gain 4.9 dBi
<5260 MHz ~ 5320 MHz>
Ant. 0: Fixed Internal Antenna with gain 2.6 dBi
Ant. 1: Fixed Internal Antenna with gain 4.9 dBi
<5500 MHz ~ 5720 MHz >
Ant. 0: Fixed Internal Antenna with gain 3.9 dBi
Ant. 1: Fixed Internal Antenna with gain 4.8 dBi</td></tr>
<tr><td>Type of Modulation</td><td>802.11a/n : OFDM (BPSK / QPSK / 16QAM / 64QAM)
802.11ac : OFDM (BPSK / QPSK / 16QAM / 64QAM / 256QAM)</td></tr>
<tr><td>Antenna Function Description</td><td><table>
<tr><th></th><th>Ant. 0</th><th>Ant. 1</th></tr>
<tr><td>802.11 a/n/ac</td><td>V</td><td>V</td></tr>
<tr><td>802.11 a/n/ac MIMO</td><td>V</td><td>V</td></tr>
<tr><td>802.11ac TXBF</td><td>V</td><td>V</td></tr>
</table></td></tr>
</table>

Note: MIMO Ant. 0+1 is a calculated result from sum of the power MIMO Ant. 0 and MIMO Ant. 1.

1.3 Modification of EUT

No modifications are made to the EUT during all test items.

1.4 Testing Location

Test Site	SPORTON INTERNATIONAL INC.	
Test Site Location	No.52, Huaya 1st Rd., Guishan Dist., Taoyuan City, Taiwan (R.O.C.) TEL: +886-3-327-3456 FAX: +886-3-328-4978	
Test Site No.	**Sporton Site No.**	
	TH05-HY	CO05-HY

Note: The test site complies with ANSI C63.4 2014 requirement.

Test Site	SPORTON INTERNATIONAL INC.
Test Site Location	No.58, Aly. 75, Ln. 564, Wenhua 3rd, Rd., Guishan Dist., Taoyuan City, Taiwan (R.O.C.) TEL: +886-3-327-0868 FAX: +886-3-327-0855
Test Site No.	**Sporton Site No.**
	03CH11-HY

Note: The test site complies with ANSI C63.4 2014 requirement.

FCC Designation No. TW1190 and TW0007

1.5 Applicable Standards

According to the specifications of the manufacturer, the EUT must comply with the requirements of the following standards:

- FCC Part 15 Subpart E
- FCC KDB 789033 D02 General UNII Test Procedures New Rules v02r01.
- FCC KDB 414788 D01 Radiated Test Site v01r01.
- FCC KDB 662911 D01 Multiple Transmitter Output v02r01.
- ANSI C63.10-2013

Remark:

1. All test items were verified and recorded according to the standards and without any deviation during the test.
2. This EUT has also been tested and complied with the requirements of FCC Part 15, Subpart B, recorded in a separate test report.

2 Test Configuration of Equipment Under Test

a. The EUT has been associated with peripherals and configuration operated in a manner tended to maximize its emission characteristics in a typical application. Frequency range investigated: conduction emission (150 kHz to 30 MHz), radiation emission (9 kHz to the 10th harmonic of the highest fundamental frequency or to 40 GHz, whichever is lower). For radiated measurement, pre-scanned in two setup, without all accessories, with all accessories. The worst cases (without all accessories for Ant. 0, without all accessories for Ant. 1, without all accessories for CDD mode and without all accessories for TXBF mode) were recorded in this report.

b. AC power line Conducted Emission was tested under maximum output power.

2.1 Carrier Frequency and Channel

Frequency Band	Channel	Freq. (MHz)	Channel	Freq. (MHz)
5150-5250 MHz Band 1 (U-NII-1)	36	5180	44	5220
	38*	5190	46*	5230
	40	5200	48	5240
	42#	5210		

Frequency Band	Channel	Freq. (MHz)	Channel	Freq. (MHz)
5250-5350 MHz Band 2 (U-NII-2A)	52	5260	60	5300
	54*	5270	62*	5310
	56	5280	64	5320
	58#	5290		

Frequency Band	Channel	Freq. (MHz)	Channel	Freq. (MHz)
5470-5725 MHz Band 3 (U-NII-2C)	100	5500	112	5560
	102*	5510	116	5580
	104	5520	132	5660
	106#	5530	134*	5670
	108	5540	136	5680
	110*	5550	140	5700

Frequency Band	Channel	Freq. (MHz)	Channel	Freq. (MHz)
TDWR Channel	118*	5590	124	5620
	120	5600	126*	5630
	122#	5610	128	5640

Frequency Band	Channel	Freq. (MHz)	Channel	Freq. (MHz)
Straddle Channel	138#	5690	144	5720
	142*	5710		

Note:

1. The above Frequency and Channel in "*" were 802.11n HT40 and 802.11ac VHT40.
2. The above Frequency and Channel in "#" were 802.11ac VHT80.

2.2 Test Mode

Final test modes are considering the modulation and worse data rates as below table.

Single Mode

Modulation	Data Rate
802.11a	6 Mbps
802.11n HT20	MCS0
802.11n HT40	MCS0
802.11ac VHT20 (Covered by HT20)	MCS0
802.11ac VHT40 (Covered by HT40)	MCS0
802.11ac VHT80	MCS0

MIMO Mode

Modulation	Data Rate
802.11a	6 Mbps
802.11n HT20	MCS0
802.11n HT40	MCS0
802.11ac VHT20 (Covered by HT20)	MCS0
802.11ac VHT40 (Covered by HT40)	MCS0
802.11ac VHT80	MCS0

TXBF Mode

Modulation	Data Rate
802.11ac VHT20	MCS0
802.11ac VHT40	MCS0
802.11ac VHT80	MCS0

Test Cases	
AC Conducted Emission	Mode 1 : WLAN (5GHz) Link + Bluetooth Link + LED On + 4K 60 10 bits + IR On + Adapter + HDMI + TV (Sony KD-55X85000D) + TV Resolution (4K 60Hz)

Ch. #		Band I：5150-5250 MHz	Band II：5250-5350 MHz	Band III：5470-5725MHz
		802.11a	802.11a	802.11a
L	Low	36	52	100
M	Middle	44	60	116
H	High	48	64	140
Straddle		-	-	144

Ch. #		Band I：5150-5250 MHz	Band II：5250-5350 MHz	Band III：5470-5725MHz
		802.11n HT20	802.11n HT20	802.11n HT20
L	Low	36	52	100
M	Middle	44	60	116
H	High	48	64	140
Straddle		-	-	144

Ch. #		Band I：5150-5250 MHz	Band II：5250-5350 MHz	Band III：5470-5725MHz
		802.11n HT40	802.11n HT40	802.11n HT40
L	Low	38	54	102
M	Middle	-	-	110
H	High	46	62	134
Straddle		-	-	142

Ch. #		Band I：5150-5250 MHz	Band II：5250-5350 MHz	Band III：5470-5725MHz
		802.11ac VHT80	802.11ac VHT80	802.11ac VHT80
L	Low	-	-	106
M	Middle	42	58	122
H	High	-	-	-
Straddle		-	-	138

2.3 Connection Diagram of Test System

<CDD Mode>

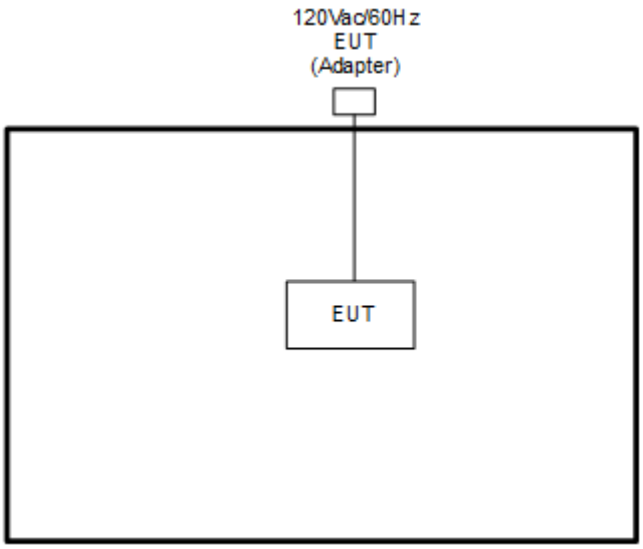

<TXBF Mode>

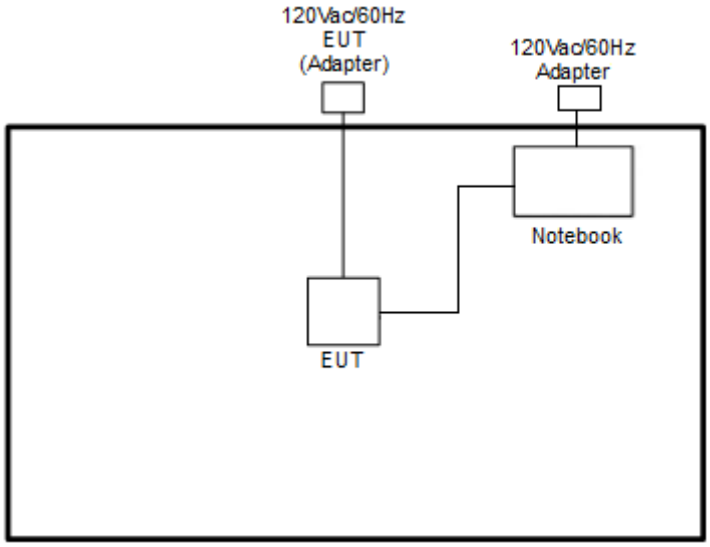

<AC Conducted Emission Mode>

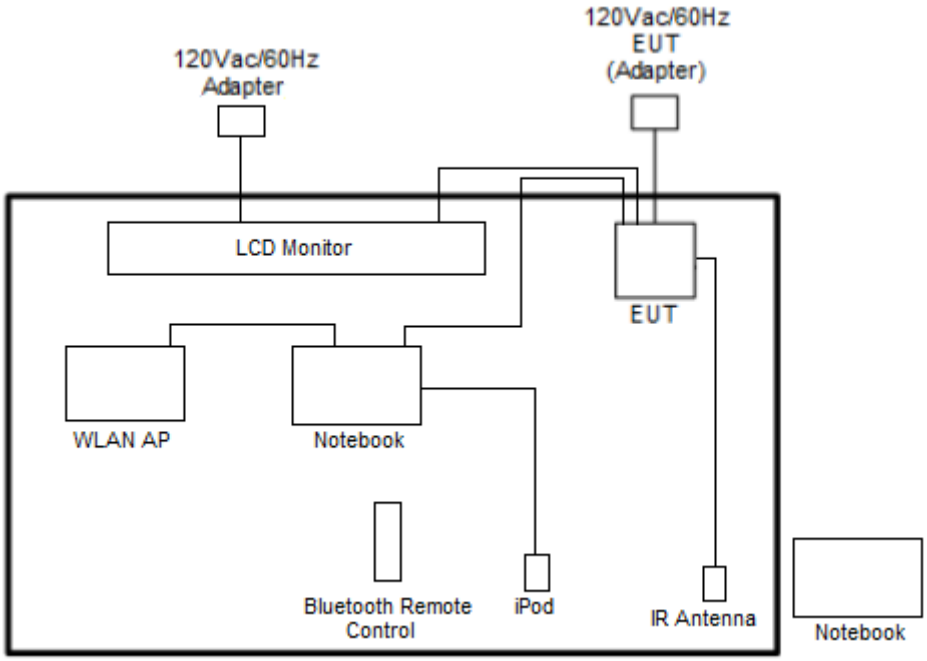

2.4 Support Unit used in test configuration and system

Item	Equipment	Trade Name	Model Name	FCC ID	Data Cable	Power Cord
1.	iPod	Apple	A1285	FCC DoC	Shielded, 1.0 m	N/A
2.	LCD Monitor	Sony	KD-55X8500D	FCC DoC	Shielded, 1.6 m	Unshielded, 1.8 m
3.	WLAN AP	ASUS	RT-AC66U	MSQ-RTAC66U	N/A	Unshielded, 1.8 m
4.	Notebook	ASUS	P2430U	FCC DoC	N/A	AC I/P: Unshielded, 1.2 m DC O/P: Shielded, 1.8 m
5.	Notebook	DELL	Latitude E6320	FCC DoC/ Contains FCC ID: QDS-BRCM1054	N/A	AC I/P: Unshielded, 1.2 m DC O/P: Shielded, 1.8 m
6.	Notebook	Lenovo	G480	NoteBook-41	N/A	AC I/P: Unshielded, 1.2 m DC O/P: Shielded, 1.8 m

2.5 EUT Operation Test Setup

The RF test items, utility “Compliance Tool” was installed in Notebook which was programmed in order to make the EUT get into the engineering modes to provide channel selection, power level, data rate and the application type and for continuous transmitting signals.

For TXBF mode, the modulation modes and data rates manipulated by the command lines in the engineering program made the EUT link to another EUT by power under the normal operation. The “CMD” software tool was used to enable the EUT to transmit signals continuously.

2.6 Measurement Results Explanation Example

For all conducted test items:

The offset level is set in the spectrum analyzer to compensate the RF cable loss and attenuator factor between EUT conducted output port and spectrum analyzer. With the offset compensation, the spectrum analyzer reading level is exactly the EUT RF output level.

Example :

The spectrum analyzer offset is derived from RF cable loss and attenuator factor.

Offset = RF cable loss + attenuator factor.

Following shows an offset computation example with cable loss 4.2 dB and 10dB attenuator.

Offset(dB) = RF cable loss(dB) + attenuator factor(dB).

= 4.2 + 10 = 14.2 (dB)

3 Test Result

3.1 26dB & 99% Occupied Bandwidth Measurement

3.1.1 Description of 26dB & 99% Occupied Bandwidth

This section is for reporting purpose only.

There is no restriction limits for bandwidth.

For Straddle Channel, according to KDB 789033 D02 General UNII Test Procedures New Rules v02r01, if the power and PSD of the devices are uniform and comply with the lower limits specified for the U-NII-2 bands, a single measurement over the entire emission bandwidth can be performed to show compliance.

3.1.2 Measuring Instruments

See list of measuring equipment of this test report.

3.1.3 Test Procedures

1. The testing follows FCC KDB 789033 D02 General UNII Test Procedures New Rules v02r01. Section C) Emission bandwidth
2. Set RBW = approximately 1% of the emission bandwidth.
3. Set the VBW > RBW.
4. Detector = Peak.
5. Trace mode = max hold
6. Measure the maximum width of the emission that is 26 dB down from the peak of the emission. Compare this with the RBW setting of the analyzer. Readjust RBW and repeat measurement as needed until the RBW/EBW ratio is approximately 1%.
7. For 99% Bandwidth Measurement, the spectrum analyzer's resolution bandwidth (RBW) is set 1-5% of the emission bandwidth and set the Video bandwidth (VBW) ≥ 3 * RBW.
8. Measure and record the results in the test report.

3.1.4 Test Setup

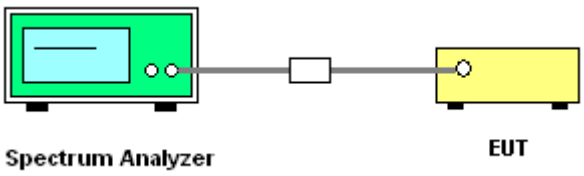

3.1.5 Test Result of 26dB & 99% Occupied Bandwidth

Please refer to Appendix A.

<CDD Mode>

Maximum 26dB Bandwidth

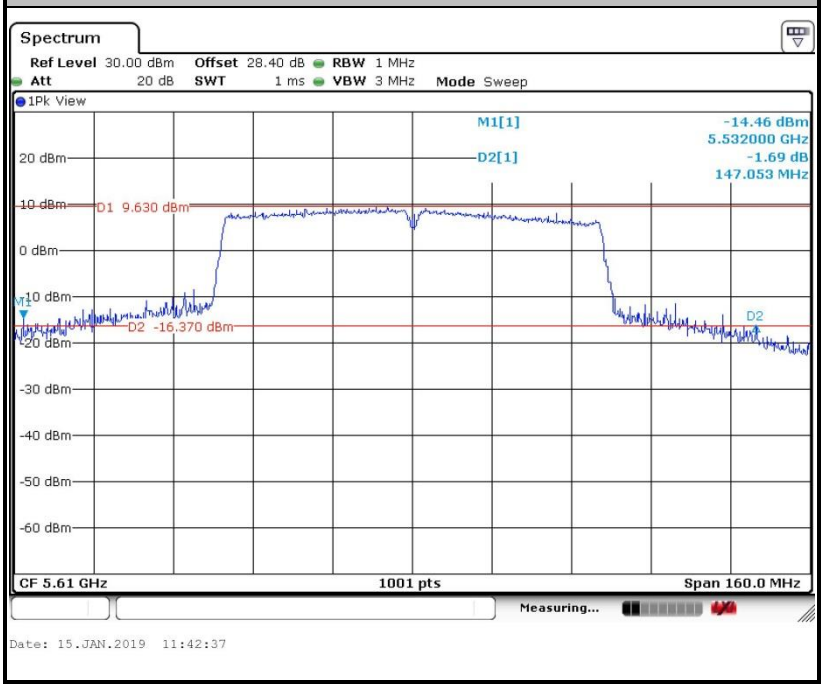

Maximum 99% Occupied Bandwidth

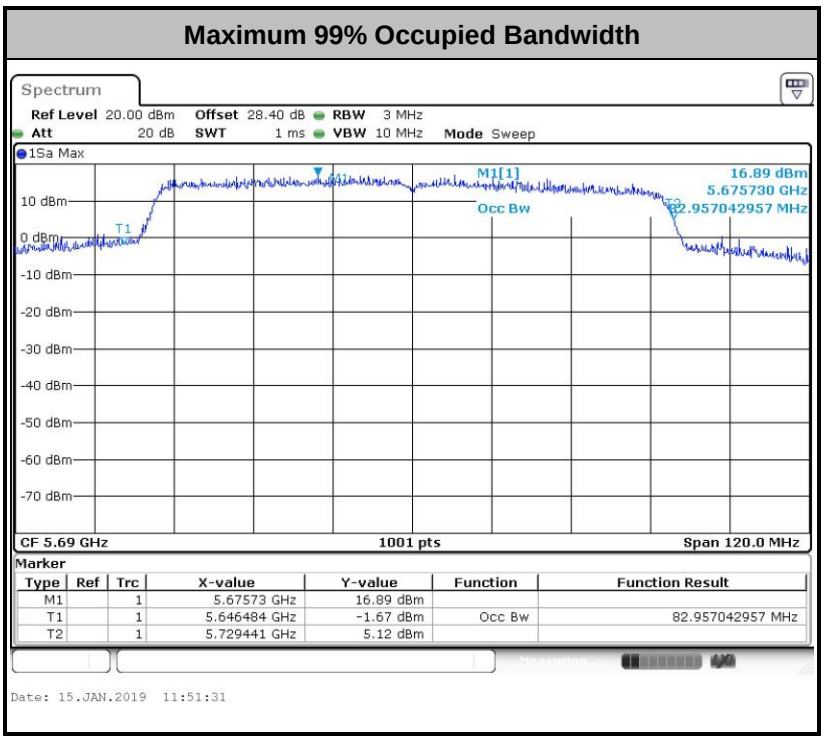

Note: The occupied channel bandwidth is maintained within the band of operation for all of the modulations.

<TXBF Modes>

Maximum 26dB Bandwidth

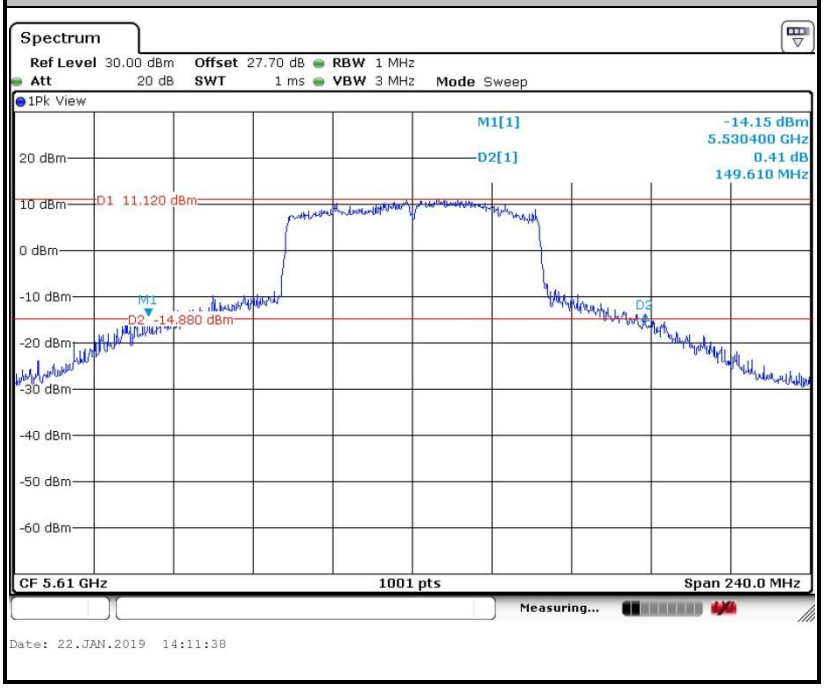

Maximum 99% Occupied Bandwidth

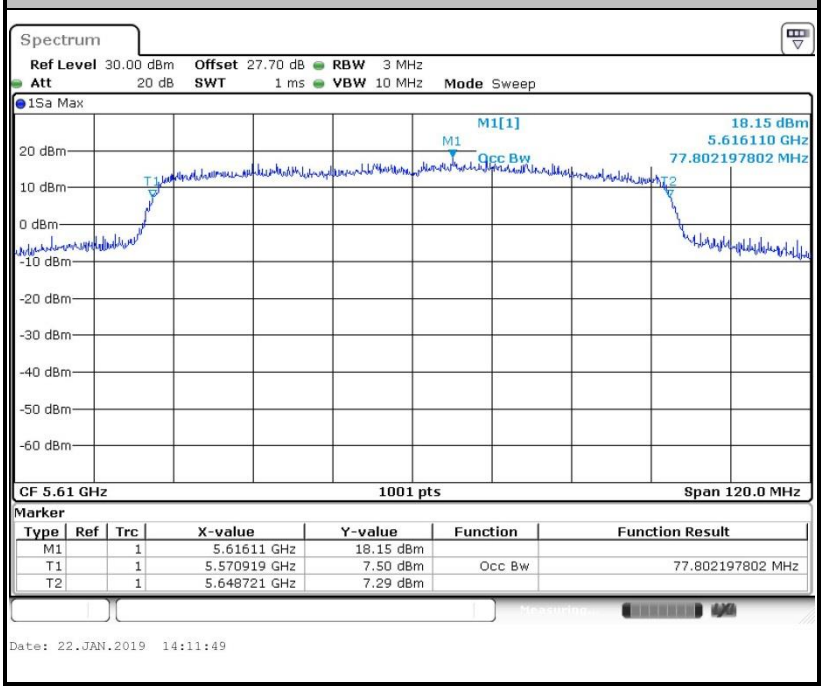

Note: The occupied channel bandwidth is maintained within the band of operation for all of the modulations.

3.2 Maximum Conducted Output Power Measurement

3.2.1 Limit of Maximum Conducted Output Power

<FCC 14-30 CFR 15.407>

For the 5.15–5.25 GHz bands:

- For mobile and portable client devices in the 5.15–5.25 GHz band, the maximum conducted output power over the frequency band of operation shall not exceed 250 mW. For an indoor access point operating in the band 5.15-5.25 GHz, the maximum conducted output power over the frequency band of operation shall not exceed 1 W.

For the 5.25–5.725 GHz bands:

- The maximum conducted output power over the frequency bands of operation shall not exceed the lesser of 250 mW or 11 dBm 10 log B, where B is the 26 dB emission bandwidth in megahertz.

For Straddle Channel, according to KDB 789033 D02 General UNII Test Procedures New Rules v02r01, if the power and PSD of the devices are uniform and comply with the lower limits specified for the U-NII-2 bands, a single measurement over the entire emission bandwidth can be performed to show compliance.

If transmitting antennas of directional gain greater than 6 dBi are used, the peak output power shall be reduced by the amount in dB that the directional gain of the antenna exceeds 6 dBi.

Note that U-NII-2 band, devices with a maximum e.i.r.p. greater than 500 mW shall implement TPC in order to have the capability to operate at least 6 dB below the maximum permitted e.i.r.p. of 1 W.

3.2.2 Measuring Instruments

See list of measuring equipment of this test report.

3.2.3 Test Procedures

<CDD Modes>

The testing follows Method PM of FCC KDB 789033 D02 General UNII Test Procedures New Rules v02r01.

Method PM (Measurement using an RF average power meter):

1. Measurement is performed using a wideband RF power meter.
2. The EUT is configured to transmit continuously with a consistent duty cycle at its maximum power control level.
3. Measure the average power of the transmitter, and the average power is corrected with duty factor, 10 log(1/x), where x is the duty cycle.

<TXBF Modes>

The testing follows Method PM-G of FCC KDB 789033 D02 General UNII Test Procedures New Rules v02r01 for TXBF modes.

Method PM-G (Measurement using a gated RF average power meter):

1. Measurement is performed using a wideband RF power meter.
2. The EUT is configured to transmit at its maximum power control level.
3. Measure the average power of the transmitter
4. Since the measurement is made only during the ON time of the transmitter, no duty cycle correction factor is required.

For Straddle Channel, according to KDB 789033 D02 General UNII Test Procedures New Rules v02r01, if the power and PSD of the devices are uniform and comply with the lower limits specified for the U-NII-2 bands, a single measurement over the entire emission bandwidth can be performed to show compliance.

3.2.4 Test Setup

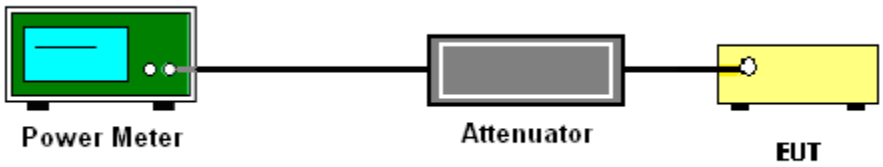

3.2.5 Test Result of Maximum Conducted Output Power

Please refer to Appendix A.

3.3 Power Spectral Density Measurement

3.3.1 Limit of Power Spectral Density

<FCC 14-30 CFR 15.407>

For the 5.15–5.25 GHz bands:

For mobile and portable client devices in the 5.15–5.25 GHz band, the maximum power spectral density shall not exceed 11 dBm in any 1.0 MHz band. For an indoor access point operating in the band 5.15-5.25 GHz, the maximum power spectral density shall not exceed 17 dBm in any 1.0 MHz band.

For the 5.25–5.725 GHz bands:

The maximum power spectral density shall not exceed 11 dBm in any 1.0 MHz band.

For Straddle Channel, according to KDB 789033 D02 General UNII Test Procedures New Rules v02r01, if the power and PSD of the devices are uniform and comply with the lower limits specified for the U-NII-2 bands, a single measurement over the entire emission bandwidth can be performed to show compliance.

If transmitting antennas of directional gain greater than 6 dBi are used, the peak output power shall be reduced by the amount in dB that the directional gain of the antenna exceeds 6 dBi.

3.3.2 Measuring Instruments

See list of measuring equipment of this test report.

3.3.3 Test Procedures

The testing follows FCC KDB 789033 D02 General UNII Test Procedures New Rules v02r01. Section F) Maximum power spectral density.

<CDD Modes>

 # Method SA-2 #

(trace averaging across on and off times of the EUT transmissions, followed by duty cycle correction).

- Measure the duty cycle.
- Set span to encompass the entire emission bandwidth (EBW) of the signal.
- Set RBW = 1 MHz.
- Set VBW ≥ 3 MHz.
- Number of points in sweep ≥ 2 Span / RBW.
- Sweep time = auto.
- Detector = RMS
- Trace average at least 100 traces in power averaging mode.
- Add 10 log(1/x), where x is the duty cycle, to the measured power in order to compute the average power during the actual transmission times. For example, add 10 log(1/0.25) = 6 dB if the duty cycle is 25 percent.

<TXBF Modes>

 # Method SA-3 #

(power averaging (rms) detection with max hold):

- Set span to encompass the entire emission bandwidth (EBW) of the signal.
- Set RBW = 1 MHz.
- Set VBW ≥ 3 MHz
- Number of points in sweep ≥ 2 Span / RBW.
- Sweep time ≤ (number of points in sweep) × T, when duty cycle is less than 98 percent where T is the minimum transmission duration over which the transmitter is on and is transmitting at its maximum power control level for the tested mode of operation.
- Detector = power averaging (rms).
- Trace mode = max hold.
- Allow max hold to run for at least 60 seconds, or longer as needed to allow the trace to stabilize.

1. The RF output of EUT was connected to the spectrum analyzer by a low loss cable.
2. Each plot has already offset with cable loss, and attenuator loss. Measure the PPSD and record it.
3. For MIMO mode, calculation method follows FCC KDB 662911 D01 Multiple Transmitter Output v02r01.

   Method (a): Measure and sum the spectra across the outputs.

   The total final Power Spectral Density is from a device with 2 transmitter outputs. The spectrum measurements of the individual outputs are all performed with the same span and number of points; the spectrum value in the first spectral bin of output 1 is summed with that in the first spectral bin of output 2 to obtain the value for the first frequency bin of the summed spectrum.

3.3.4 Test Setup

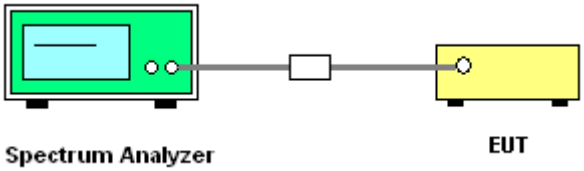

3.3.5 Test Result of Power Spectral Density

Please refer to Appendix A.

<CDD Modes>

Worst Case Power Density (dBm/MHz)

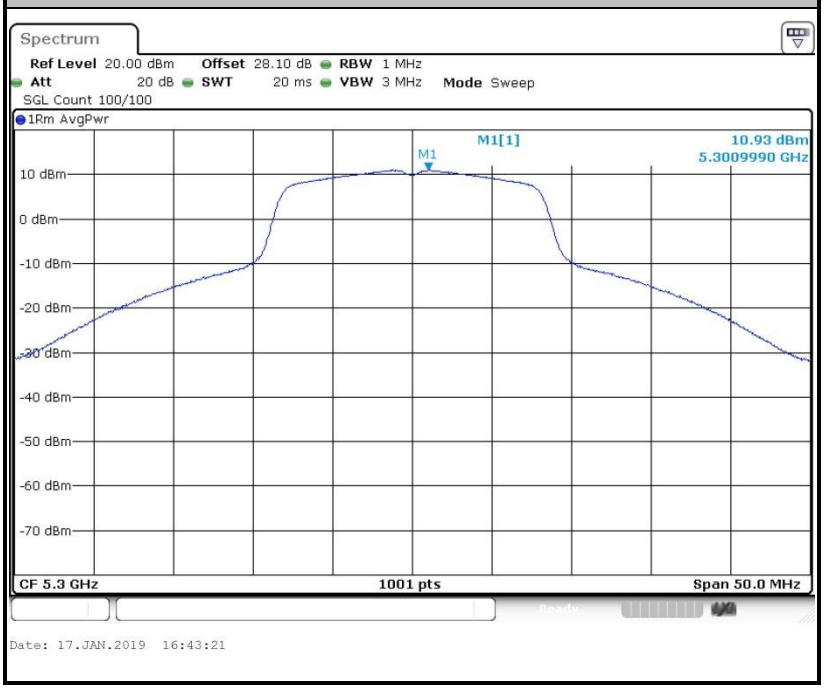

Note: Average Power Density (dB) = Measured value+ Duty Factor

<TXBF Modes>

Worst Case Power Density (dBm/MHz)

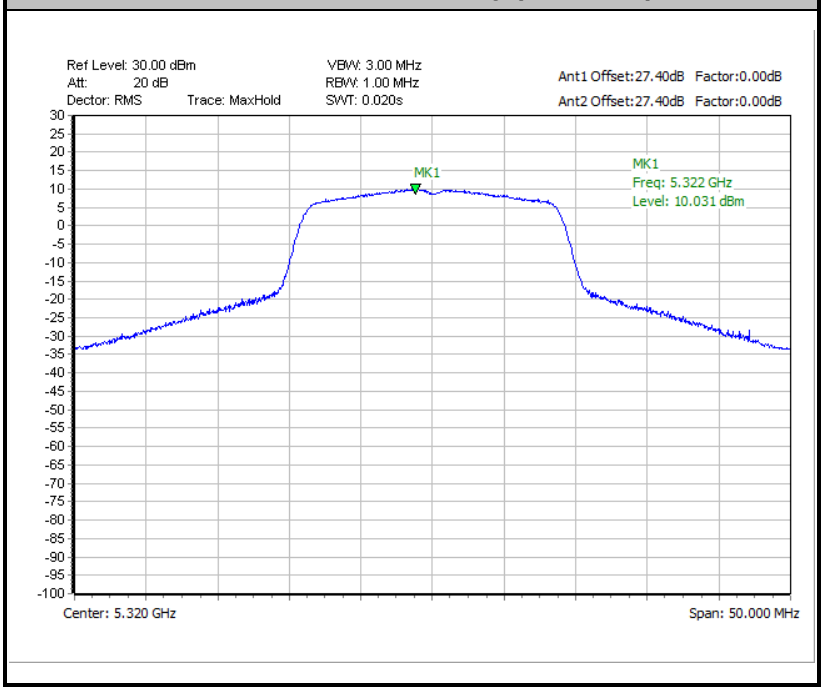

3.4 Unwanted Emissions Measurement

This section is to measure unwanted emissions through radiated measurement for band edge spurious emissions and out of band emissions measurement.

3.4.1 Limit of Unwanted Emissions

(1) For transmitters operating in the 5150-5250 MHz band: all emissions outside of the 5150-5350 MHz band shall not exceed an EIRP of –27dBm/MHz.

For transmitters operating in the 5250-5350 MHz band: all emissions outside of the 5150-5350 MHz band shall not exceed an EIRP of -27 dBm/MHz. Devices operating in the 5250-5350 MHz band that generate emissions in the 5150-5250 MHz band must meet all applicable technical requirements for operation in the 5150-5250 MHz band (including indoor use) or alternatively meet an out-of-band emission EIRP limit of -27 dBm/MHz in the 5150-5250 MHz band.

For transmitters operating in the 5470-5600 MHz and 5650-5725MHz band: all emissions outside of the 5470-5600 MHz and 5650-5725MHz band shall not exceed an EIRP of -27 dBm/MHz.

(2) Unwanted spurious emissions fallen in restricted bands shall comply with the general field strength limits as below table,

Frequency (MHz)	Field Strength (microvolts/meter)	Measurement Distance (meters)
0.009 – 0.490	2400/F(kHz)	300
0.490 – 1.705	24000/F(kHz)	30
1.705 – 30.0	30	30
30 – 88	100	3
88 – 216	150	3
216 - 960	200	3
Above 960	500	3

Note: The following formula is used to convert the EIRP to field strength.

$$E=\frac{1000000\sqrt{30P}}{3}$$ μV/m, where P is the eirp (Watts)

EIRP (dBm)	Field Strength at 3m (dBμV/m)
- 27	68.3

(3) KDB789033 D02 v02r01 G)2)c)

(i) Section 15.407(b)(1) to (b)(3) specify the unwanted emission limits for the U-NII-1 and U-NII-2 bands. As specified, emissions above 1000 MHz that are outside of the restricted bands are subject to a peak emission limit of -27 dBm/MHz.[3]

(ii) Section 15.407(b)(4) specifies the unwanted emission limit for the U-NII-3 band. A band emissions mask is specified in Section 15.407(b)(4)(i). The emission limits are in terms of a Peak detector. An alternative to the band emissions mask is specified in Section 15.407(b)(4)(ii). The alternative limits are based on the highest antenna gain specified in the filing. There are also marketing and importation restrictions for the devices using the alternative limit.[4]

Note 3: An out-of-band emission that complies with both the average and peak limits of Section 15.209 is not required to satisfy the -27 dBm/MHz peak emission limit.

Note 4: Only devices with antenna gains of 10 dBi or less may be approved using the emission limits specified in Section 15.247(d) till March 2, 2018; all other devices operating in this band must use the mask specified in Section 15.407(b)(4)(i).

3.4.2 Measuring Instruments

See list of measuring equipment of this test report.

3.4.3 Test Procedures

1. The testing follows FCC KDB 789033 D02 General UNII Test Procedures New Rules v02r01.

   Section G) Unwanted emissions measurement.

   (1) Procedure for Unwanted Emissions Measurements Below 1000MHz

   - RBW = 120 kHz
   - VBW = 300 kHz
   - Detector = Peak
   - Trace mode = max hold

   (2) Procedure for Peak Unwanted Emissions Measurements Above 1000 MHz

   - RBW = 1 MHz
   - VBW ≥ 3 MHz
   - Detector = Peak
   - Sweep time = auto
   - Trace mode = max hold

(3) Procedures for Average Unwanted Emissions Measurements Above 1000MHz

- RBW = 1 MHz
- VBW = 10 Hz, when duty cycle is no less than 98 percent.
- VBW ≥ 1/T, when duty cycle is less than 98 percent where T is the minimum transmission duration over which the transmitter is on and is transmitting at its maximum power control level for the tested mode of operation.

2. The EUT was placed on a turntable with 0.8 meter for frequency below 1GHz and 1.5 meter for frequency above 1GHz respectively above ground.
3. The EUT was set 3 meters from the interference receiving antenna which was mounted on the top of a variable height antenna tower.
4. The antenna is a broadband antenna and its height is adjusted between one meter and four meters above ground to find the maximum value of the field strength for both horizontal polarization and vertical polarization of the antenna.
5. For each suspected emission, the EUT was arranged to its worst case and then adjust the antenna tower (from 1 m to 4 m) and turntable (from 0 degree to 360 degrees) to find the maximum reading.
6. For testing below 1GHz, if the emission level of the EUT in peak mode was 3 dB lower than the limit specified, then peak values of EUT will be reported, otherwise, the emissions will be repeated one by one using the CISPR quasi-peak method and reported.
7. For testing above 1GHz, the emission level of the EUT in peak mode was 20dB lower than average limit (that means the emission level in average mode also complies with the limit in average mode), then peak values of EUT will be reported, otherwise, the emissions will be measured in average mode again and reported.

3.4.4 Test Setup

For radiated emissions below 30MHz

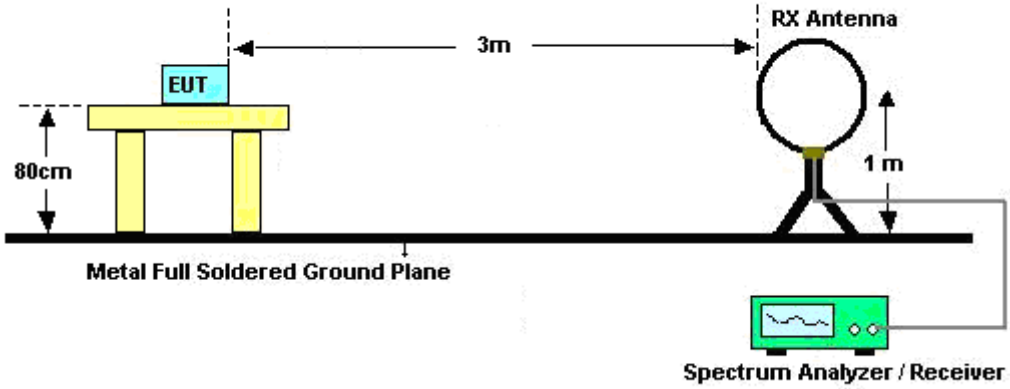

For radiated emissions from 30MHz to 1GHz

<CDD Mode>

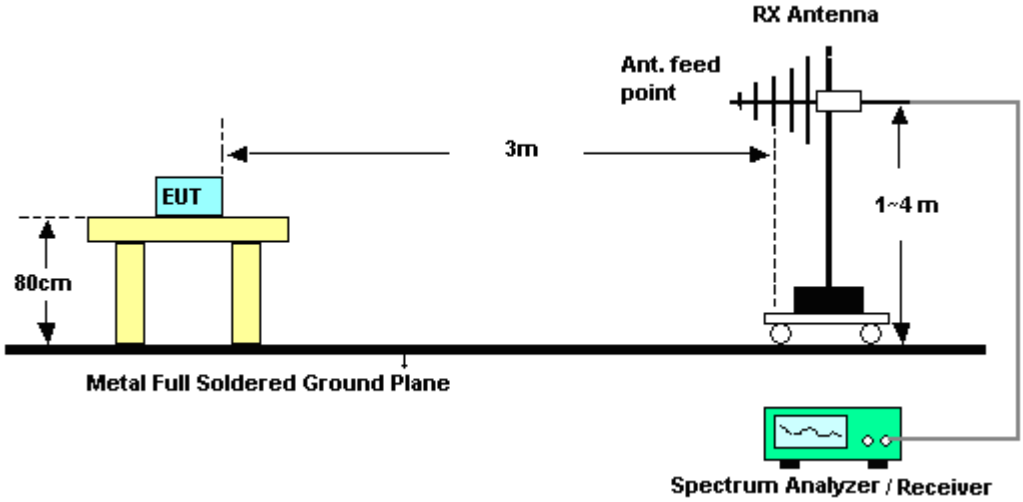

<TXBF Modes>

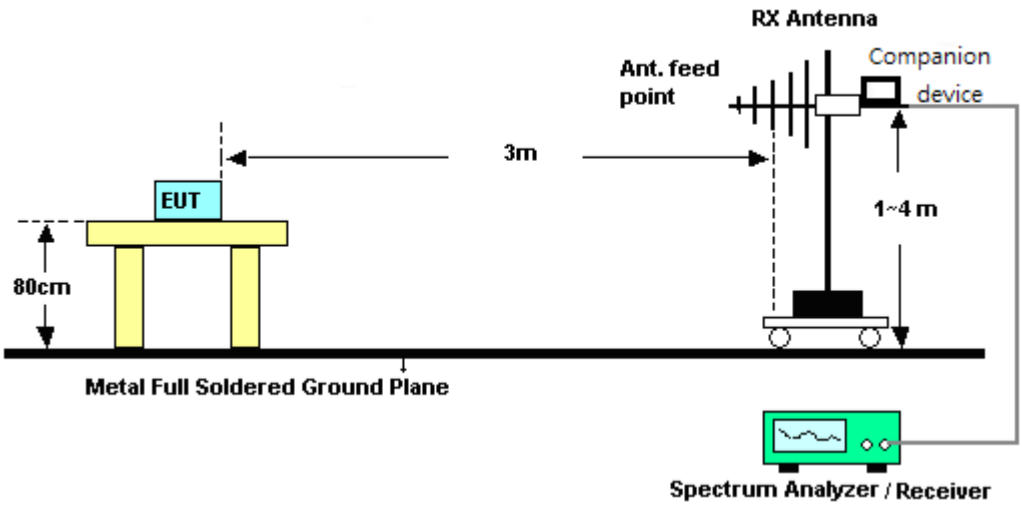

For radiated emissions above 1GHz

<CDD Mode>

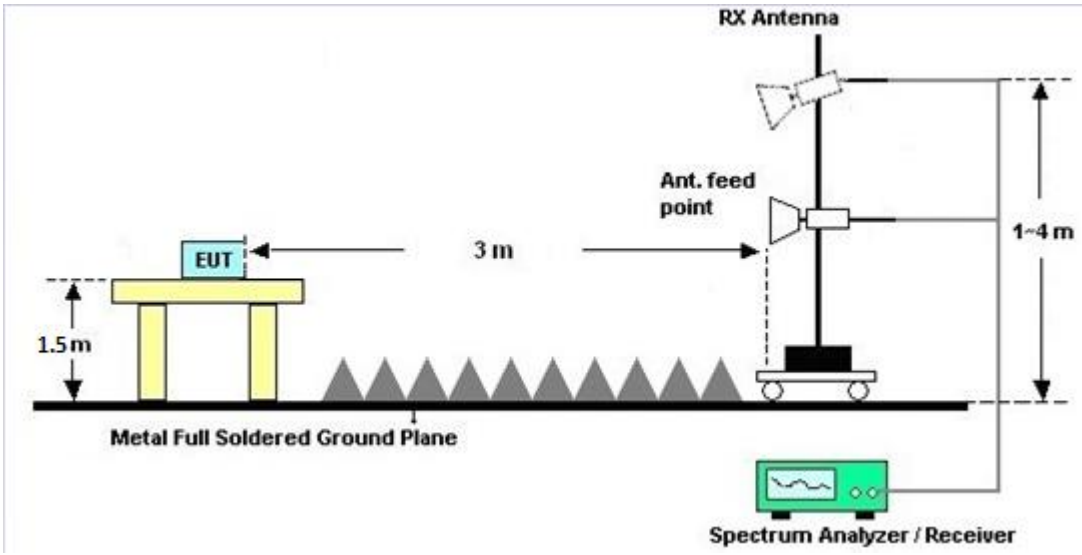

<TXBF Modes>

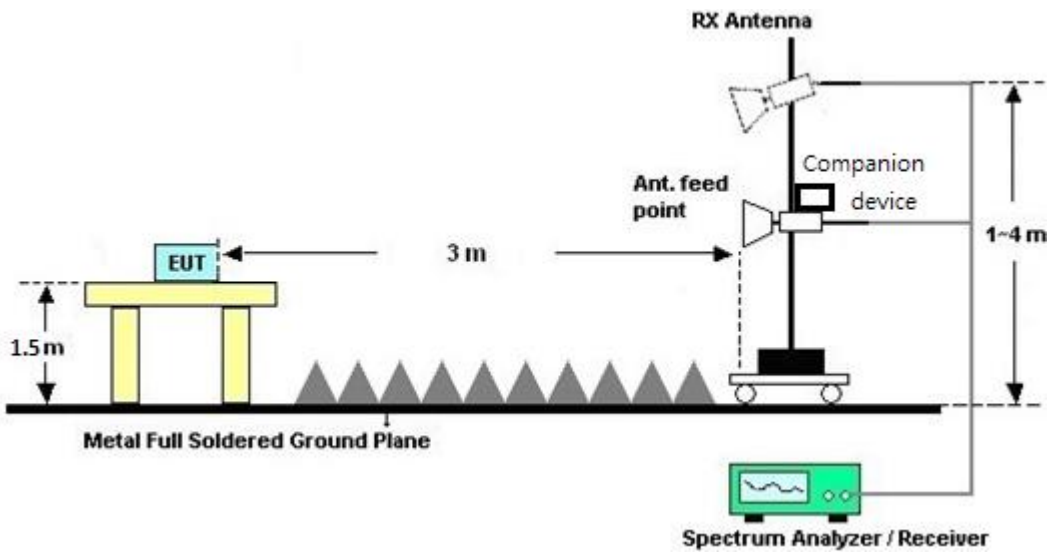

3.4.5 Test Results of Radiated Spurious Emissions (9 kHz ~ 30 MHz)

The low frequency, which started from 9 kHz to 30MHz, was pre-scanned and the result which was 20dB lower than the limit line was not reported.

There is a comparison data of both open-field test site and alternative test site - semi-Anechoic chamber according to 414788 D01 Radiated Test Site v01r01, and the result came out very similar.

3.4.6 Test Result of Radiated Spurious at Band Edges

Please refer to Appendix C and D.

3.4.7 Duty Cycle

Please refer to Appendix E.

3.4.8 Test Result of Radiated Spurious Emissions (30MHz ~ 10th Harmonic)

Please refer to Appendix C and D.

3.5 AC Conducted Emission Measurement

3.5.1 Limit of AC Conducted Emission

For equipment that is designed to be connected to the public utility (AC) power line, the radio frequency voltage that is conducted back onto the AC power line on any frequency or frequencies within the band 150 kHz to 30 MHz shall not exceed the limits in the following table.

Frequency of emission (MHz)	Conducted limit (dBμV)	
	Quasi-peak	Average
0.15-0.5	66 to 56*	56 to 46*
0.5-5	56	46
5-30	60	50

*Decreases with the logarithm of the frequency.

3.5.2 Measuring Instruments

See list of measuring equipment of this test report.

3.5.3 Test Procedures

1. The EUT was placed 0.4 meter from the conducting wall of the shielding room was kept at least 80 centimeters from any other grounded conducting surface.
2. Connect EUT to the power mains through a line impedance stabilization network (LISN).
3. All the support units are connecting to the other LISN.
4. The LISN provides 50 ohm coupling impedance for the measuring instrument.
5. The FCC states that a 50 ohm, 50 microhenry LISN should be used.
6. Both sides of AC line were checked for maximum conducted interference.
7. The frequency range from 150 kHz to 30 MHz was searched.
8. Set the test-receiver system to Peak Detect Function and specified bandwidth with Maximum Hold Mode.

3.5.4 Test Setup

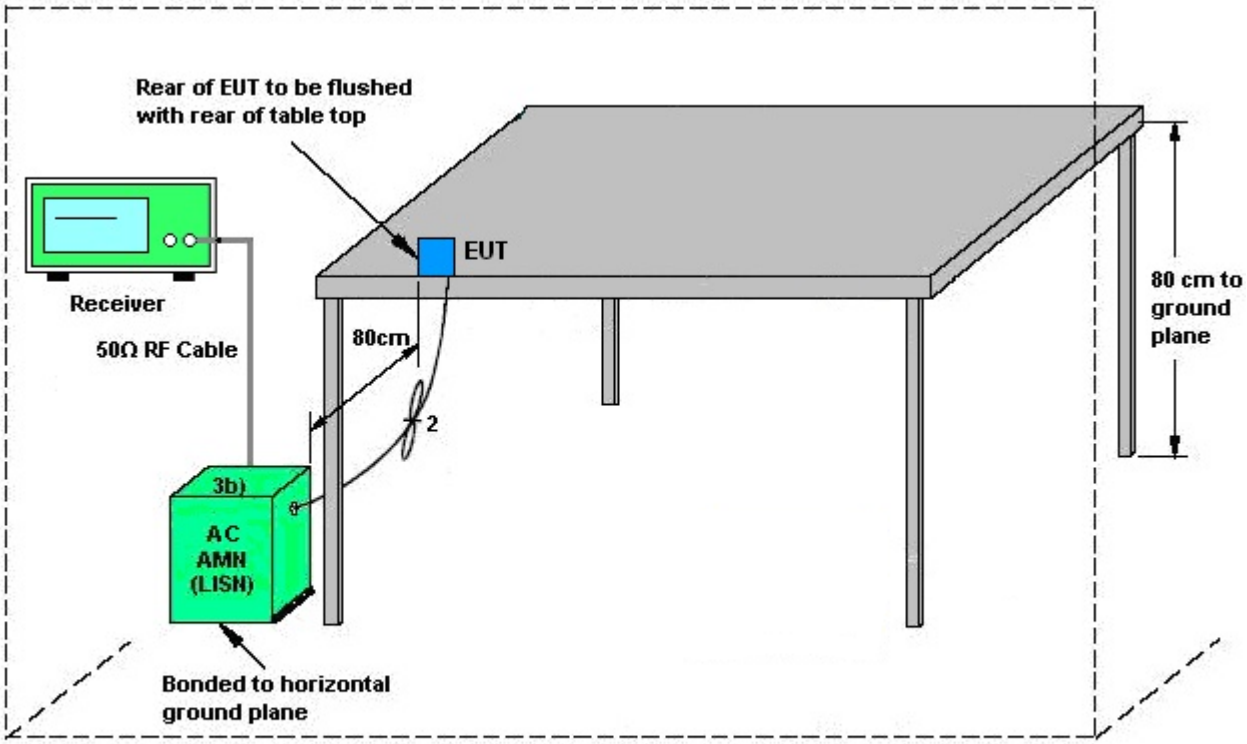

AMN = Artificial mains network (LISN)
AE = Associated equipment
EUT = Equipment under test
ISN = Impedance stabilization network

3.5.5 Test Result of AC Conducted Emission

Please refer to Appendix B.

3.6 Automatically Discontinue Transmission

3.6.1 Limit of Automatically Discontinue Transmission

The device shall automatically discontinue transmission in case of either absence of information to transmit or operational failure. These provisions are not intended to preclude the transmission of control or signaling information or the use of repetitive codes used by certain digital technologies to complete frame or burst intervals. Applicants shall include in their application for equipment authorization to describe how this requirement is met.

3.6.2 Measuring Instruments

See list of measuring equipment of this test report.

3.6.3 Test Result of Automatically Discontinue Transmission

EUT is verified this characteristic during the function check of normal sample associated with an access point:

A. Information start: make EUT supply information to the access point.

B. Information stop: stop supplying information to the access point.

While the EUT is not transmitting any information, the EUT can automatically discontinue transmission and become standby mode for power saving.

C. Information start: make EUT supply information to the access point again.

The EUT can detect the controlling signal of ACK message transmitting from remote device and verify whether it shall resend or discontinue transmission.

5180MHz

Note : The control / signalling information during the period B is precluded.

3.7 Antenna Requirements

3.7.1 Standard Applicable

If transmitting antenna directional gain is greater than 6 dBi, both the peak transmit power and the peak power spectral density shall be reduced by the amount in dB that the directional gain of the antenna exceeds 6 dBi.

3.7.2 Antenna Anti-Replacement Construction

An embedded-in antenna design is used.

3.7.3 Antenna Gain

<CDD Modes >

FCC KDB 662911 D01 Multiple Transmitter Output v02r01

For CDD transmissions, directional gain is calculated as

Directional gain = GANT + Array Gain, where Array Gain is as follows.

For power spectral density (PSD) measurements on all devices,

Array Gain = 10 log(NANT/NSS=1) dB.

For power measurements on IEEE 802.11 devices,

Array Gain = 0 dB (i.e., no array gain) for NANT ≤ 4.

Directional gain may be calculated by using the formulas applicable to equal gain antennas with GANT set equal to the gain of the antenna having the highest gain;

The EUT supports CDD mode.

For power, the directional gain GANT is set equal to the antenna having the highest gain, i.e., F)2)f)i).

For PSD, the directional gain calculation is following F)2)f)ii) of KDB 662911 D01 v02r01.

The power and PSD limit should be modified if the directional gain of EUT is over 6 dBi,

The directional gain “DG” is calculated as following table.

<CDD Modes>

	Ant. 0 (dBi)	Ant. 1 (dBi)	DG for Power (dBi)	DG for PSD (dBi)	Power Limit Reduction (dB)	PSD Limit Reduction (dB)
Band I	3.20	4.90	4.90	7.10	0.00	1.10
Band II	2.60	4.90	4.90	6.84	0.00	0.84
Band III	3.90	4.80	4.80	7.37	0.00	1.37

Power limit reduction = Composite gain – 6dBi, (min = 0)

PSD limit reduction = Composite gain + PSD Array gain – 6dBi, (min = 0)

TXBF modes

FCC KDB 662911 D01 Multiple Transmitter Output v02r01

For CDD transmissions, directional gain is calculated as

$$DirectionalGain = 10 \cdot \log \left[\frac{\sum_{j=1}^{N_{SS}} \left\{ \sum_{k=1}^{N_{ANT}} g_{j,k} \right\}^2}{N_{ANT}} \right]$$

where

Each antenna is driven by no more than one spatial stream;

N_{SS} = the number of independent spatial streams of data;

N_{ANT} = the total number of antennas

$g_{j,k} = 10^{G_k/20}$ if the kth antenna is being fed by spatial stream j, or zero if it is not;

G_k is the gain in dBi of the kth antenna.

The EUT supports beamforming for 802.11ac modes.

The directional gain calculation is following F)2)e)ii) of KDB 662911 D01 v02r01.

The power and PSD limit should be modified if the directional gain of EUT is over 6 dBi,

The directional gain "DG" is calculated as following table.

	Ant 0 (dBi)	Ant 1 (dBi)	DG for Power (dBi)	DG for PSD (dBi)	Power Limit Reduction (dB)	PSD Limit Reduction (dB)
Band I	3.20	4.90	7.10	7.10	1.10	1.10
Band II	2.60	4.90	6.84	6.84	0.84	0.84
Band III	3.90	4.80	7.37	7.37	1.37	1.37

Power Limit Reduction = DG(Power) – 6dBi, (min = 0)

PSD Limit Reduction = DG(PSD) – 6dBi, (min = 0)

4 List of Measuring Equipment

Instrument	Manufacturer	Model No.	Serial No.	Characteristics	Calibration Date	Test Date	Due Date	Remark
AC Power Source	ChainTek	APC-1000W	N/A	N/A	N/A	Mar. 18, 2019	N/A	Conduction (CO05-HY)
EMI Test Receiver	Rohde & Schwarz	ESR3	102388	9KHz~3.6GHz	Nov. 12, 2018	Mar. 18, 2019	Nov. 11, 2019	Conduction (CO05-HY)
LISN	Rohde & Schwarz	ENV216	100080	9kHz~30MHz	Nov. 14, 2018	Mar. 18, 2019	Nov. 13, 2019	Conduction (CO05-HY)
LISN	Rohde & Schwarz	ENV216	100081	9kHz~30MHz	Nov. 09, 2018	Mar. 18, 2019	Nov. 08, 2019	Conduction (CO05-HY)
Software	Rohde & Schwarz	EMC32 V10.30	N/A	N/A	N/A	Mar. 18, 2019	N/A	Conduction (CO05-HY)
LF Cable	HUBER + SUHNER	RG-214/U	LF01	N/A	Dec. 31, 2018	Mar. 18, 2019	Dec. 30, 2019	Conduction (CO05-HY)
Pulse Limiter	Rohde & Schwarz	ESH3-Z2	100851	N/A	Dec. 31, 2018	Mar. 18, 2019	Dec. 30, 2019	Conduction (CO05-HY)
Amplifier	MITEQ	TTA1840-35-HG	1871923	18GHz~40GHz, VSWR : 2.5:1 max	Jul. 16, 2018	Dec. 29, 2018~ Apr. 11, 2019	Jul. 15, 2019	Radiation (03CH11-HY)
Amplifier	SONOMA	310N	187312	9kHz~1GHz	Dec. 04, 2018	Dec. 29, 2018~ Apr. 11, 2019	Dec. 03, 2019	Radiation (03CH11-HY)
Bilog Antenna	TESEQ	CBL 6111D& N-6-06	35414&AT-N0602	30MHz~1GHz	Oct. 13, 2018	Dec. 29, 2018~ Apr. 11, 2019	Oct. 12, 2019	Radiation (03CH11-HY)
Horn Antenna	SCHWARZBECK	BBHA 9120 D	9120D-1326	1GHz ~ 18GHz	Oct. 30, 2018	Dec. 29, 2018~ Apr. 11, 2019	Oct. 29, 2019	Radiation (03CH11-HY)
Loop Antenna	Rohde & Schwarz	HFH2-Z2	100488	9 kHz~30 MHz	Nov. 22, 2018	Dec. 29, 2018~ Apr. 11, 2019	Nov. 21, 2019	Radiation (03CH11-HY)
Preamplifier	Keysight	83017A	MY53270080	1GHz~26.5GHz	Nov. 14, 2018	Dec. 29, 2018~ Apr. 11, 2019	Nov. 13, 2020	Radiation (03CH11-HY)
Spectrum Analyzer	Keysight	N9010A	MY54200486	10Hz ~ 44GHz	Oct. 19, 2018	Dec. 29, 2018~ Apr. 11, 2019	Oct. 18, 2019	Radiation (03CH11-HY)
Antenna Mast	EMEC	AM-BS-4500-B	N/A	1~4m	N/A	Dec. 29, 2018~ Apr. 11, 2019	N/A	Radiation (03CH11-HY)
Turn Table	EMEC	TT 2000	N/A	0~360 Degree	N/A	Dec. 29, 2018~ Apr. 11, 2019	N/A	Radiation (03CH11-HY)
Preamplifier	Jet-Power	JPA0118-55-303K	1710001800054002	1GHz~18GHz	Apr. 17, 2018	Dec. 29, 2018~ Apr. 11, 2019	Apr. 16, 2019	Radiation (03CH11-HY)
SHF-EHF Horn Antenna	SCHWARZBECK	BBHA 9170	BBHA9170584	18GHz- 40GHz	Dec. 05, 2018	Dec. 29, 2018~ Apr. 11, 2019	Dec. 04, 2019	Radiation (03CH11-HY)
EMI Test Receiver	Keysight	N9038A (MXE)	MY54130085	N/A	Nov. 01, 2018	Dec. 29, 2018~ Apr. 11, 2019	Oct. 31, 2019	Radiation (03CH11-HY)
Software	Audix	E3 6.2009-8-24	RK-001042	N/A	N/A	Dec. 29, 2018~ Apr. 11, 2019	N/A	Radiation (03CH11-HY)
Spectrum Analyzer	Keysight	N9010A	MY56070412	10Hz~7GHz	Aug. 16, 2018	Apr. 18, 2019	Aug. 15, 2019	DFS (DFS02-HY)

Instrument	Manufacturer	Model No.	Serial No.	Characteristics	Calibration Date	Test Date	Due Date	Remark
<CDD Mode>								
Power Meter	Anritsu	ML2495A	1218006	N/A	Oct. 08, 2018	Dec. 27, 2018~ Mar. 31, 2019	Oct. 07, 2019	Conducted (TH05-HY)
Power Sensor	Anritsu	MA2411B	1207363	300MHz~40GHz	Oct. 08, 2018	Dec. 27, 2018~ Mar. 31, 2019	Oct. 07, 2019	Conducted (TH05-HY)
Spectrum Analyzer	Rohde & Schwarz	FSP40	100057	9kHz-40GHz	Nov. 21, 2018	Dec. 27, 2018~ Mar. 31, 2019	Nov. 20, 2019	Conducted (TH05-HY)
Spectrum Analyzer	Rohde & Schwarz	FSV40	101397	10Hz~40GHz	Nov. 13, 2018	Dec. 27, 2018~ Mar. 31, 2019	Nov. 12, 2019	Conducted (TH05-HY)
Switch Box & RF Cable	Burgeon	ETF-058	EC1300484	N/A	Apr. 17, 2018	Dec. 27, 2018~ Mar. 31, 2019	Apr. 16, 2019	Conducted (TH05-HY)
<TXBF Mode>								
Power Sensor	DARE	RPR3006W	16I00054SNO12	10MHz~6GHz	Dec. 27, 2018	Jan. 10, 2019~ Mar. 31, 2019	Dec. 26, 2019	Conducted (TH05-HY)
Spectrum Analyzer	Rohde & Schwarz	FSP40	100057	9kHz-40GHz	Nov. 21, 2018	Jan. 10, 2019~ Mar. 31, 2019	Nov. 20, 2019	Conducted (TH05-HY)
Spectrum Analyzer	Rohde & Schwarz	FSV40	101397	10Hz~40GHz	Nov. 13, 2018	Jan. 10, 2019~ Mar. 31, 2019	Nov. 12, 2019	Conducted (TH05-HY)
Switch Box & RF Cable	Burgeon	ETF-058	EC1300484	N/A	Apr. 17, 2018	Jan. 10, 2019~ Mar. 31, 2019	Apr. 16, 2019	Conducted (TH05-HY)

5 Uncertainty of Evaluation

Uncertainty of Conducted Emission Measurement (150kHz ~ 30MHz)

Measuring Uncertainty for a Level of Confidence of 95% (U = 2Uc(y))	2.20

Uncertainty of Radiated Emission Measurement (30 MHz ~ 1000 MHz)

Measuring Uncertainty for a Level of Confidence of 95% (U = 2Uc(y))	5.20

Uncertainty of Radiated Emission Measurement (1000 MHz ~ 18000 MHz)

Measuring Uncertainty for a Level of Confidence of 95% (U = 2Uc(y))	5.50

Uncertainty of Radiated Emission Measurement (18000 MHz ~ 40000 MHz)

Measuring Uncertainty for a Level of Confidence of 95% (U = 2Uc(y))	5.20

Appendix A. Test Result of Conducted Test Items

<CDD Mode>

Test Engineer:	Leo Li	Temperature:	21~25	°C
Test Date:	2018/12/27~2019/3/31	Relative Humidity:	51~54	%

Report Number : FR8D0631-01D

TEST RESULTS DATA
26dB and 99% OBW

Band I														
Mod.	Data Rate	NTX	CH.	Freq. (MHz)	99% Bandwidth (MHz)		26 dB Bandwidth (MHz)		IC 99% Bandwidth Power Limit (dBm)		IC 99% Bandwidth EIRP Limit (dBm)			Note
					Ant 0	Ant 1	Ant 0	Ant 1	Ant 0	Ant 1	Ant 0	Ant 1		
11a	6Mbps	1	36	5180	16.78	16.78	28.12	24.93	-		22.25	22.25		
11a	6Mbps	1	44	5220	17.03	17.03	35.12	33.47	-		22.31	22.31		
11a	6Mbps	1	48	5240	17.18	17.08	33.12	34.87	-		22.35	22.33		
HT20	MCS0	1	36	5180	17.83	17.88	26.62	31.72	-		22.51	22.52		
HT20	MCS0	1	44	5220	17.93	17.93	31.37	32.92	-		22.54	22.54		
HT20	MCS0	1	48	5240	17.98	17.98	33.57	34.17	-		22.55	22.55		
HT40	MCS0	1	38	5190	36.66	36.66	41.72	41.45	-		23.01	23.01		
HT40	MCS0	1	46	5230	36.86	36.76	53.68	50.89	-		23.01	23.01		
VHT80	MCS0	1	42	5210	76.84	76.72	81.52	81.52	-		23.01	23.01		
11a	6Mbps	2	36	5180	16.83	16.63	29.52	26.12	-		22.21			
11a	6Mbps	2	44	5220	16.93	16.68	29.87	26.47	-		22.22			
11a	6Mbps	2	48	5240	16.98	16.63	29.02	23.68	-		22.21			
HT20	MCS0	2	36	5180	17.78	17.63	27.62	25.03	-		22.46			
HT20	MCS0	2	44	5220	17.88	17.68	31.62	28.82	-		22.48			
HT20	MCS0	2	48	5240	17.93	17.68	32.67	32.32	-		22.48			
HT40	MCS0	2	38	5190	36.66	36.56	41.54	41.18	-		23.01			
HT40	MCS0	2	46	5230	37.06	36.86	70.85	61.77	-		23.01			
VHT80	MCS0	2	42	5210	76.72	76.72	81.68	81.52	-		23.01			

Report Number : FR8D0631-01D

TEST RESULTS DATA
Average Power Table

FCC Band I															
Mod.	Data Rate	NTX	CH.	Freq. (MHz)	Duty Factor (dB)		Average Conducted Power (dBm)			FCC Conducted Power Limit (dBm)		DG (dBi)			Pass/Fail
					Ant 0	Ant 1	Ant 0	Ant 1	SUM	Ant 0	Ant 1	Ant 0	Ant 1		
11a	6Mbps	1	36	5180	0.00	0.00	18.00	18.00		24.00	24.00	3.20	4.90		Pass
11a	6Mbps	1	44	5220	0.00	0.00	19.40	20.75		24.00	24.00	3.20	4.90		Pass
11a	6Mbps	1	48	5240	0.00	0.00	19.42	21.03		24.00	24.00	3.20	4.90		Pass
HT20	MCS0	1	36	5180	0.00	0.00	17.70	17.82		24.00	24.00	3.20	4.90		Pass
HT20	MCS0	1	44	5220	0.00	0.00	18.40	20.15		24.00	24.00	3.20	4.90		Pass
HT20	MCS0	1	48	5240	0.00	0.00	18.53	20.90		24.00	24.00	3.20	4.90		Pass
HT40	MCS0	1	38	5190	0.00	0.00	14.20	13.58		24.00	24.00	3.20	4.90		Pass
HT40	MCS0	1	46	5230	0.00	0.00	18.25	19.70		24.00	24.00	3.20	4.90		Pass
VHT20	MCS0	1	36	5180	0.00	0.00	17.58	17.80		24.00	24.00	3.20	4.90		Pass
VHT20	MCS0	1	44	5220	0.00	0.00	18.35	19.61		24.00	24.00	3.20	4.90		Pass
VHT20	MCS0	1	48	5240	0.00	0.00	18.50	20.00		24.00	24.00	3.20	4.90		Pass
VHT40	MCS0	1	38	5190	0.00	0.00	14.05	13.56		24.00	24.00	3.20	4.90		Pass
VHT40	MCS0	1	46	5230	0.00	0.00	18.23	19.69		24.00	24.00	3.20	4.90		Pass
VHT80	MCS0	1	42	5210	0.00	0.00	13.85	13.70		24.00	24.00	3.20	4.90		Pass
11a	6Mbps	2	36	5180	0.00	0.00	16.51	17.74	20.18	24.00		4.90			Pass
11a	6Mbps	2	44	5220	0.00	0.00	16.68	18.11	20.46	24.00		4.90			Pass
11a	6Mbps	2	48	5240	0.00	0.00	16.08	17.72	19.99	24.00		4.90			Pass
HT20	MCS0	2	36	5180	0.00	0.00	16.13	17.02	19.61	24.00		4.90			Pass
HT20	MCS0	2	44	5220	0.00	0.00	17.60	16.70	20.18	24.00		4.90			Pass
HT20	MCS0	2	48	5240	0.00	0.00	17.55	16.60	20.11	24.00		4.90			Pass
HT40	MCS0	2	38	5190	0.00	0.00	12.78	13.81	16.34	24.00		4.90			Pass
HT40	MCS0	2	46	5230	0.00	0.00	19.42	18.62	22.05	24.00		4.90			Pass
VHT20	MCS0	2	36	5180	0.00	0.00	16.58	16.49	19.55	24.00		4.90			Pass
VHT20	MCS0	2	44	5220	0.00	0.00	17.55	16.63	20.12	24.00		4.90			Pass
VHT20	MCS0	2	48	5240	0.00	0.00	17.52	16.53	20.06	24.00		4.90			Pass
VHT40	MCS0	2	38	5190	0.00	0.00	13.38	13.28	16.34	24.00		4.90			Pass
VHT40	MCS0	2	46	5230	0.00	0.00	19.40	18.60	22.03	24.00		4.90			Pass
VHT80	MCS0	2	42	5210	0.00	0.00	9.41	10.41	12.95	24.00		4.90			Pass

Report Number : FR8D0631-01D

TEST RESULTS DATA
Power Spectral Density

FCC Band I															
Mod.	Data Rate	NTX	CH.	Freq. (MHz)	Duty Factor (dB)		Average Power Density (dBm/MHz)			Average PSD Limit (dBm/MHz)		DG (dBi)			Pass /Fail
					Ant 0	Ant 1	Ant 0	Ant 1	SUM	Ant 0	Ant 1	Ant 0	Ant 1		
11a	6Mbps	1	36	5180	0.00	0.00	7.41	6.92		11.00	11.00	3.20	4.90		Pass
11a	6Mbps	1	44	5220	0.00	0.00	8.86	10.15		11.00	11.00	3.20	4.90		Pass
11a	6Mbps	1	48	5240	0.00	0.00	9.07	10.25		11.00	11.00	3.20	4.90		Pass
HT20	MCS0	1	36	5180	0.00	0.00	7.20	7.33		11.00	11.00	3.20	4.90		Pass
HT20	MCS0	1	44	5220	0.00	0.00	7.93	9.52		11.00	11.00	3.20	4.90		Pass
HT20	MCS0	1	48	5240	0.00	0.00	7.81	9.55		11.00	11.00	3.20	4.90		Pass
HT40	MCS0	1	38	5190	0.00	0.00	0.56	-0.54		11.00	11.00	3.20	4.90		Pass
HT40	MCS0	1	46	5230	0.00	0.00	4.23	5.66		11.00	11.00	3.20	4.90		Pass
VHT80	MCS0	1	42	5210	0.00	0.00	-3.43	-3.78		11.00	11.00	3.20	4.90		Pass
11a	6Mbps	2	36	5180	0.00	0.00			9.83	9.90		7.10			Pass
11a	6Mbps	2	44	5220	0.00	0.00			9.84	9.90		7.10			Pass
11a	6Mbps	2	48	5240	0.00	0.00			9.46	9.90		7.10			Pass
HT20	MCS0	2	36	5180	0.00	0.00			8.83	9.90		7.10			Pass
HT20	MCS0	2	44	5220	0.00	0.00			9.81	9.90		7.10			Pass
HT20	MCS0	2	48	5240	0.00	0.00			9.84	9.90		7.10			Pass
HT40	MCS0	2	38	5190	0.00	0.00			1.88	9.90		7.10			Pass
HT40	MCS0	2	46	5230	0.00	0.00			7.43	9.90		7.10			Pass
VHT80	MCS0	2	42	5210	0.00	0.00			-4.58	9.90		7.10			Pass

TEST RESULTS DATA
26dB and 99% OBW

Band II															
Mod.	Data Rate	NTX	CH.	Freq. (MHz)	99% Bandwidth (MHz)		26 dB Bandwidth (MHz)		IC 99% Bandwidth Power Limit (dBm)		IC 99% Bandwidth EIRP Limit (dBm)		FCC 26dB Bandwidth Power Limit (dBm)		Note
					Ant 0	Ant 1	Ant 0	Ant 1	Ant 0	Ant 1	Ant 0	Ant 1	Ant 0	Ant 1	
11a	6Mbps	1	52	5260	16.93	17.13	32.37	35.07	23.29	23.34	29.29	29.34	23.98	23.98	
11a	6Mbps	1	60	5300	16.93	16.98	31.87	33.97	23.29	23.30	29.29	29.30	23.98	23.98	
11a	6Mbps	1	64	5320	16.78	17.08	28.32	31.67	23.25	23.33	29.25	29.33	23.98	23.98	
HT20	MCS0	1	52	5260	17.93	18.03	33.47	35.66	23.54	23.56	29.54	29.56	23.98	23.98	
HT20	MCS0	1	60	5300	17.78	18.03	28.57	30.92	23.50	23.56	29.50	29.56	23.98	23.98	
HT20	MCS0	1	64	5320	17.83	17.93	25.97	33.72	23.51	23.54	29.51	29.54	23.98	23.98	
HT40	MCS0	1	54	5270	36.76	36.86	53.23	54.85	23.98	23.98	30.00	30.00	23.98	23.98	
HT40	MCS0	1	62	5310	36.56	36.56	41.45	41.81	23.98	23.98	30.00	30.00	23.98	23.98	
VHT80	MCS0	1	58	5290	76.72	76.72	81.20	81.52	23.98	23.98	30.00	30.00	23.98	23.98	
11a	6Mbps	2	52	5260	17.08	16.83	34.87	27.12	23.26		29.26		23.98		
11a	6Mbps	2	60	5300	17.03	16.68	34.67	26.67	23.22		29.22		23.98		
11a	6Mbps	2	64	5320	16.98	16.73	34.57	27.02	23.24		29.24		23.98		
HT20	MCS0	2	52	5260	17.88	17.73	30.92	32.92	23.49		29.49		23.98		
HT20	MCS0	2	60	5300	17.88	17.68	29.87	29.32	23.48		29.48		23.98		
HT20	MCS0	2	64	5320	17.83	17.68	26.32	28.07	23.48		29.48		23.98		
HT40	MCS0	2	54	5270	37.36	37.56	77.95	75.88	23.98		30.00		23.98		
HT40	MCS0	2	62	5310	36.56	36.56	41.45	41.36	23.98		30.00		23.98		
VHT80	MCS0	2	58	5290	76.72	76.84	81.68	81.84	23.98		30.00		23.98		

Report Number : FR8D0631-01D

TEST RESULTS DATA
Average Power Table

FCC Band II															
Mod.	Data Rate	N_{TX}	CH.	Freq. (MHz)	Duty Factor (dB)		Average Conducted Power (dBm)			FCC Conducted Power Limit (dBm)		DG (dBi)		EIRP Power Limit (dBm)	Pass/Fail
					Ant 0	Ant 1	Ant 0	Ant 1	SUM	Ant 0	Ant 1	Ant 0	Ant 1		
11a	6Mbps	1	52	5260	0.00	0.00	19.00	20.68		23.98	23.98	2.60	4.90	30	Pass
11a	6Mbps	1	60	5300	0.00	0.00	21.37	20.42		23.98	23.98	2.60	4.90	30	Pass
11a	6Mbps	1	64	5320	0.00	0.00	20.97	20.03		23.98	23.98	2.60	4.90	30	Pass
HT20	MCS0	1	52	5260	0.00	0.00	20.58	19.84		23.98	23.98	2.60	4.90	30	Pass
HT20	MCS0	1	60	5300	0.00	0.00	20.37	19.61		23.98	23.98	2.60	4.90	30	Pass
HT20	MCS0	1	64	5320	0.00	0.00	20.30	19.70		23.98	23.98	2.60	4.90	30	Pass
HT40	MCS0	1	54	5270	0.00	0.00	17.75	17.70		23.98	23.98	2.60	4.90	30	Pass
HT40	MCS0	1	62	5310	0.00	0.00	15.60	15.50		23.98	23.98	2.60	4.90	30	Pass
VHT20	MCS0	1	52	5260	0.00	0.00	20.57	19.40		23.98	23.98	2.60	4.90	30	Pass
VHT20	MCS0	1	60	5300	0.00	0.00	20.35	19.20		23.98	23.98	2.60	4.90	30	Pass
VHT20	MCS0	1	64	5320	0.00	0.00	20.29	19.18		23.98	23.98	2.60	4.90	30	Pass
VHT40	MCS0	1	54	5270	0.00	0.00	17.74	17.69		23.98	23.98	2.60	4.90	30	Pass
VHT40	MCS0	1	62	5310	0.00	0.00	14.03	15.40		23.98	23.98	2.60	4.90	30	Pass
VHT80	MCS0	1	58	5290	0.00	0.00	15.80	15.50		23.98	23.98	2.60	4.90	30	Pass
11a	6Mbps	2	52	5260	0.00	0.00	17.22	17.88	20.57	23.98		4.90		30	Pass
11a	6Mbps	2	60	5300	0.00	0.00	17.67	17.41	20.55	23.98		4.90		30	Pass
11a	6Mbps	2	64	5320	0.00	0.00	17.73	17.55	20.65	23.98		4.90		30	Pass
HT20	MCS0	2	52	5260	0.00	0.00	17.20	17.05	20.14	23.98		4.90		30	Pass
HT20	MCS0	2	60	5300	0.00	0.00	16.90	16.50	19.71	23.98		4.90		30	Pass
HT20	MCS0	2	64	5320	0.00	0.00	16.42	16.48	19.46	23.98		4.90		30	Pass
HT40	MCS0	2	54	5270	0.00	0.00	19.72	19.68	22.71	23.98		4.90		30	Pass
HT40	MCS0	2	62	5310	0.00	0.00	15.01	14.43	17.74	23.98		4.90		30	Pass
VHT20	MCS0	2	52	5260	0.00	0.00	17.16	17.00	20.09	23.98		4.90		30	Pass
VHT20	MCS0	2	60	5300	0.00	0.00	16.86	16.46	19.67	23.98		4.90		30	Pass
VHT20	MCS0	2	64	5320	0.00	0.00	16.40	16.47	19.45	23.98		4.90		30	Pass
VHT40	MCS0	2	54	5270	0.00	0.00	19.70	19.65	22.69	23.98		4.90		30	Pass
VHT40	MCS0	2	62	5310	0.00	0.00	13.95	13.83	16.90	23.98		4.90		30	Pass
VHT80	MCS0	2	58	5290	0.00	0.00	12.26	11.82	15.06	23.98		4.90		30	Pass

Report Number : FR8D0631-01D

TEST RESULTS DATA
Power Spectral Density

Band II															
Mod.	Data Rate	NTX	CH.	Freq. (MHz)	Duty Factor (dB)		Average Power Density (dBm/MHz)			Average PSD Limit (dBm/MHz)		DG (dBi)			Pass /Fail
					Ant 0	Ant 1	Ant 0	Ant 1	SUM	Ant 0	Ant 1	Ant 0	Ant 1		
11a	6Mbps	1	52	5260	0.00	0.00	8.33	9.94		11.00	11.00	2.60	4.90		Pass
11a	6Mbps	1	60	5300	0.00	0.00	10.93	9.68		11.00	11.00	2.60	4.90		Pass
11a	6Mbps	1	64	5320	0.00	0.00	10.53	9.92		11.00	11.00	2.60	4.90		Pass
HT20	MCS0	1	52	5260	0.00	0.00	9.69	9.05		11.00	11.00	2.60	4.90		Pass
HT20	MCS0	1	60	5300	0.00	0.00	9.65	8.77		11.00	11.00	2.60	4.90		Pass
HT20	MCS0	1	64	5320	0.00	0.00	9.63	8.81		11.00	11.00	2.60	4.90		Pass
HT40	MCS0	1	54	5270	0.00	0.00	3.58	3.50		11.00	11.00	2.60	4.90		Pass
HT40	MCS0	1	62	5310	0.00	0.00	-0.04	1.27		11.00	11.00	2.60	4.90		Pass
VHT80	MCS0	1	58	5290	0.00	0.00	-1.15	-2.09		11.00	11.00	2.60	4.90		Pass
11a	6Mbps	2	52	5260	0.00	0.00			10.03	10.16		6.84			Pass
11a	6Mbps	2	60	5300	0.00	0.00			10.05	10.16		6.84			Pass
11a	6Mbps	2	64	5320	0.00	0.00			10.15	10.16		6.84			Pass
HT20	MCS0	2	52	5260	0.00	0.00			9.74	10.16		6.84			Pass
HT20	MCS0	2	60	5300	0.00	0.00			9.71	10.16		6.84			Pass
HT20	MCS0	2	64	5320	0.00	0.00			9.27	10.16		6.84			Pass
HT40	MCS0	2	54	5270	0.00	0.00			8.57	10.16		6.84			Pass
HT40	MCS0	2	62	5310	0.00	0.00			2.87	10.16		6.84			Pass
VHT80	MCS0	2	58	5290	0.00	0.00			-2.64	10.16		6.84			Pass

TEST RESULTS DATA
26dB and 99% OBW

Band III																
Mod.	Data Rate	NTX	CH.	Freq. (MHz)	99% Bandwidth In U-NII 2C (MHz)		26 dB Bandwidth In U-NII 2C (MHz)		IC 99% Bandwidth Power Limit (dBm)		IC 99% Bandwidth EIRP Limit (dBm)		FCC 26dB Bandwidth Power Limit (dBm)		6 dB Bandwidth for Straddle Channel (MHz)	
					Ant 0	Ant 1	Ant 0	Ant 1	Ant 0	Ant 1	Ant 0	Ant 1	Ant 0	Ant 1	Ant 0	Ant 1
11a	6Mbps	1	100	5500	16.88	17.18	30.02	35.22	23.27	23.35	29.27	29.35	23.98	23.98	----	----
11a	6Mbps	1	116	5580	17.03	17.83	34.77	37.66	23.31	23.51	29.31	29.51	23.98	23.98	----	----
11a	6Mbps	1	140	5700	17.23	22.53	36.16	42.21	23.36	23.98	29.36	30.00	23.98	23.98	----	----
11a	6Mbps	1	144	5720	14.24	15.94	25.03	26.08	22.54	23.02	28.54	29.02	23.98	23.98	3.142	3.142
HT20	MCS0	1	100	5500	17.93	18.08	32.57	35.27	23.54	23.57	29.54	29.57	23.98	23.98	----	----
HT20	MCS0	1	116	5580	17.93	18.08	33.52	35.81	23.54	23.57	29.54	29.57	23.98	23.98	----	----
HT20	MCS0	1	140	5700	17.88	21.53	32.27	41.36	23.52	23.98	29.52	30.00	23.98	23.98	----	----
HT20	MCS0	1	144	5720	14.34	16.09	25.23	25.98	22.57	23.07	28.57	29.07	23.98	23.98	3.741	3.741
HT40	MCS0	1	102	5510	36.86	36.86	41.45	41.54	23.98	23.98	30.00	30.00	23.98	23.98	----	----
HT40	MCS0	1	110	5550	36.96	36.96	55.12	60.06	23.98	23.98	30.00	30.00	23.98	23.98	----	----
HT40	MCS0	1	134	5670	36.96	37.16	56.19	68.24	23.98	23.98	30.00	30.00	23.98	23.98	----	----
HT40	MCS0	1	142	5710	33.98	36.98	49.08	58.61	23.98	23.98	30.00	30.00	23.98	23.98	3.162	3.162
VHT80	MCS0	1	106	5530	76.72	76.60	81.68	81.52	23.98	23.98	30.00	30.00	23.98	23.98	----	----
VHT80	MCS0	1	122	5610	76.96	77.08	106.13	125.48	23.98	23.98	30.00	30.00	23.98	23.98	----	----
VHT80	MCS0	1	138	5690	73.72	74.32	104.53	114.28	23.98	23.98	30.00	30.00	23.98	23.98	3.204	3.204
11a	6Mbps	2	100	5500	17.03	16.83	33.72	27.72	23.26		29.26		23.98		----	----
11a	6Mbps	2	116	5580	16.78	16.68	26.57	24.83	23.22		29.22		23.98		----	----
11a	6Mbps	2	140	5700	17.03	16.93	34.62	31.22	23.29		29.29		23.98		----	----
11a	6Mbps	2	144	5720	13.69	13.59	21.88	21.48	22.33		28.33		23.98		3.142	3.142
HT20	MCS0	2	100	5500	17.93	17.68	27.62	30.12	23.48		29.48		23.98		----	----
HT20	MCS0	2	116	5580	17.83	17.68	27.37	31.62	23.48		29.48		23.98		----	----
HT20	MCS0	2	140	5700	17.83	17.68	26.67	31.02	23.48		29.48		23.98		----	----
HT20	MCS0	2	144	5720	14.04	13.99	21.58	21.83	22.46		28.46		23.98		3.741	3.741
HT40	MCS0	2	102	5510	36.56	36.46	41.72	41.54	23.98		30.00		23.98		----	----
HT40	MCS0	2	110	5550	37.46	37.06	84.70	70.94	23.98		30.00		23.98		----	----
HT40	MCS0	2	134	5670	36.76	36.86	44.60	63.75	23.98		30.00		23.98		----	----
HT40	MCS0	2	142	5710	37.88	42.57	59.51	59.42	23.98		30.00		23.98		3.162	3.162
VHT80	MCS0	2	106	5530	76.72	76.60	81.52	81.52	23.98		30.00		23.98		----	----
VHT80	MCS0	2	122	5610	77.08	77.44	120.36	147.05	23.98		30.00		23.98		----	----
VHT80	MCS0	2	138	5690	74.20	78.52	113.96	134.02	23.98		30.00		23.98		3.204	3.204

Report Number : FR8D0631-01D

TEST RESULTS DATA
Average Power Table

FCC Band III																
Mod.	Data Rate	N_{TX}	CH.	Freq. (MHz)	Duty Factor (dB)		Average Conducted Power (dBm)			FCC Conducted Power Limit (dBm)		DG (dBi)		EIRP Power Limit (dBm)	Pass/Fail
					Ant 0	Ant 1	Ant 0	Ant 1	SUM	Ant 0	Ant 1	Ant 0	Ant 1		
11a	6Mbps	1	100	5500	0.00	0.00	18.42	19.10		23.98	23.98	3.90	4.80	30	Pass
11a	6Mbps	1	116	5580	0.00	0.00	18.89	19.08		23.98	23.98	3.90	4.80	30	Pass
11a	6Mbps	1	140	5700	0.00	0.00	18.58	18.09		23.98	23.98	3.90	4.80	30	Pass
11a	6Mbps	1	144	5720	0.00	0.00	19.38	19.55		23.98	23.98	3.90	4.80	30	Pass
HT20	MCS0	1	100	5500	0.00	0.00	18.14	19.01		23.98	23.98	3.90	4.80	30	Pass
HT20	MCS0	1	116	5580	0.00	0.00	18.31	18.31		23.98	23.98	3.90	4.80	30	Pass
HT20	MCS0	1	140	5700	0.00	0.00	17.17	16.69		23.98	23.98	3.90	4.80	30	Pass
HT20	MCS0	1	144	5720	0.00	0.00	18.89	19.16		23.98	23.98	3.90	4.80	30	Pass
HT40	MCS0	1	102	5510	0.00	0.00	15.88	14.16		23.98	23.98	3.90	4.80	30	Pass
HT40	MCS0	1	110	5550	0.00	0.00	18.14	17.63		23.98	23.98	3.90	4.80	30	Pass
HT40	MCS0	1	134	5670	0.00	0.00	17.56	16.69		23.98	23.98	3.90	4.80	30	Pass
HT40	MCS0	1	142	5710	0.00	0.00	18.42	18.83		23.98	23.98	3.90	4.80	30	Pass
VHT20	MCS0	1	100	5500	0.00	0.00	18.13	18.71		23.98	23.98	3.90	4.80	30	Pass
VHT20	MCS0	1	116	5580	0.00	0.00	18.30	18.27		23.98	23.98	3.90	4.80	30	Pass
VHT20	MCS0	1	140	5700	0.00	0.00	17.16	16.41		23.98	23.98	3.90	4.80	30	Pass
VHT20	MCS0	1	144	5720	0.00	0.00	18.88	19.10		23.98	23.98	3.90	4.80	30	Pass
VHT40	MCS0	1	102	5510	0.00	0.00	15.86	13.94		23.98	23.98	3.90	4.80	30	Pass
VHT40	MCS0	1	110	5550	0.00	0.00	18.13	17.62		23.98	23.98	3.90	4.80	30	Pass
VHT40	MCS0	1	134	5670	0.00	0.00	17.55	16.43		23.98	23.98	3.90	4.80	30	Pass
VHT40	MCS0	1	142	5710	0.00	0.00	18.40	18.82		23.98	23.98	3.90	4.80	30	Pass
VHT80	MCS0	1	106	5530	0.00	0.00	15.87	13.01		23.98	23.98	3.90	4.80	30	Pass
VHT80	MCS0	1	122	5610	0.00	0.00	17.66	17.90		23.98	23.98	3.90	4.80	30	Pass
VHT80	MCS0	1	138	5690	0.00	0.00	18.89	18.25		23.98	23.98	3.90	4.80	30	Pass
11a	6Mbps	2	100	5500	0.00	0.00	16.56	17.33	19.97	23.98		4.80		30	Pass
11a	6Mbps	2	116	5580	0.00	0.00	16.11	17.04	19.61	23.98		4.80		30	Pass
11a	6Mbps	2	140	5700	0.00	0.00	17.65	16.56	20.15	23.98		4.80		30	Pass
11a	6Mbps	2	144	5720	0.00	0.00	17.70	16.58	20.19	23.98		4.80		30	Pass
HT20	MCS0	2	100	5500	0.00	0.00	16.50	16.20	19.36	23.98		4.80		30	Pass
HT20	MCS0	2	116	5580	0.00	0.00	16.35	16.18	19.28	23.98		4.80		30	Pass
HT20	MCS0	2	140	5700	0.00	0.00	15.26	15.08	18.18	23.98		4.80		30	Pass
HT20	MCS0	2	144	5720	0.00	0.00	16.61	16.10	19.37	23.98		4.80		30	Pass
HT40	MCS0	2	102	5510	0.00	0.00	13.64	13.52	16.59	23.98		4.80		30	Pass
HT40	MCS0	2	110	5550	0.00	0.00	19.25	19.10	22.19	23.98		4.80		30	Pass
HT40	MCS0	2	134	5670	0.00	0.00	16.15	16.87	19.54	23.98		4.80		30	Pass
HT40	MCS0	2	142	5710	0.00	0.00	20.01	19.76	22.90	23.98		4.80		30	Pass
VHT20	MCS0	2	100	5500	0.00	0.00	16.46	16.17	19.33	23.98		4.80		30	Pass
VHT20	MCS0	2	116	5580	0.00	0.00	16.30	16.11	19.22	23.98		4.80		30	Pass
VHT20	MCS0	2	140	5700	0.00	0.00	15.25	15.06	18.17	23.98		4.80		30	Pass
VHT20	MCS0	2	144	5720	0.00	0.00	16.57	16.07	19.34	23.98		4.80		30	Pass
VHT40	MCS0	2	102	5510	0.00	0.00	13.62	13.50	16.57	23.98		4.80		30	Pass
VHT40	MCS0	2	110	5550	0.00	0.00	19.23	19.08	22.17	23.98		4.80		30	Pass
VHT40	MCS0	2	134	5670	0.00	0.00	16.32	16.62	19.48	23.98		4.80		30	Pass
VHT40	MCS0	2	142	5710	0.00	0.00	19.80	19.73	22.78	23.98		4.80		30	Pass
VHT80	MCS0	2	106	5530	0.00	0.00	12.18	12.64	15.43	23.98		4.80		30	Pass
VHT80	MCS0	2	122	5610	0.00	0.00	17.92	18.15	21.05	23.98		4.80		30	Pass
VHT80	MCS0	2	138	5690	0.00	0.00	19.40	20.02	22.73	23.98		4.80		30	Pass

Report Number : FR8D0631-01D

TEST RESULTS DATA
Power Spectral Density

Band III															
Mod.	Data Rate	NTX	CH.	Freq. (MHz)	Duty Factor (dB)		Average Power Density (dBm/MHz)			Average PSD Limit (dBm/MHz)		DG (dBi)			Pass /Fail
					Ant 0	Ant 1	Ant 0	Ant 1	SUM	Ant 0	Ant 1	Ant 0	Ant 1		
11a	6Mbps	1	100	5500	0.00	0.00	7.95	8.18		11.00	11.00	3.90	4.80		Pass
11a	6Mbps	1	116	5580	0.00	0.00	8.36	8.81		11.00	11.00	3.90	4.80		Pass
11a	6Mbps	1	140	5700	0.00	0.00	8.06	8.88		11.00	11.00	3.90	4.80		Pass
11a	6Mbps	1	144	5720	0.00	0.00	8.90	9.25		11.00	11.00	3.90	4.80		Pass
HT20	MCS0	1	100	5500	0.00	0.00	7.66	9.18		11.00	11.00	3.90	4.80		Pass
HT20	MCS0	1	116	5580	0.00	0.00	7.49	7.51		11.00	11.00	3.90	4.80		Pass
HT20	MCS0	1	140	5700	0.00	0.00	6.32	8.07		11.00	11.00	3.90	4.80		Pass
HT20	MCS0	1	144	5720	0.00	0.00	8.18	8.43		11.00	11.00	3.90	4.80		Pass
HT40	MCS0	1	102	5510	0.00	0.00	1.49	0.23		11.00	11.00	3.90	4.80		Pass
HT40	MCS0	1	110	5550	0.00	0.00	3.94	3.38		11.00	11.00	3.90	4.80		Pass
HT40	MCS0	1	134	5670	0.00	0.00	3.67	3.90		11.00	11.00	3.90	4.80		Pass
HT40	MCS0	1	142	5710	0.00	0.00	4.18	4.24		11.00	11.00	3.90	4.80		Pass
VHT80	MCS0	1	106	5530	0.00	0.00	-1.80	-4.85		11.00	11.00	3.90	4.80		Pass
VHT80	MCS0	1	122	5610	0.00	0.00	0.18	0.32		11.00	11.00	3.90	4.80		Pass
VHT80	MCS0	1	138	5690	0.00	0.00	1.33	0.77		11.00	11.00	3.90	4.80		Pass
11a	6Mbps	2	100	5500	0.00	0.00			9.54	9.63		7.37			Pass
11a	6Mbps	2	116	5580	0.00	0.00			9.42	9.63		7.37			Pass
11a	6Mbps	2	140	5700	0.00	0.00			9.47	9.63		7.37			Pass
11a	6Mbps	2	144	5720	0.00	0.00			9.56	9.63		7.37			Pass
HT20	MCS0	2	100	5500	0.00	0.00			9.59	9.63		7.37			Pass
HT20	MCS0	2	116	5580	0.00	0.00			9.57	9.63		7.37			Pass
HT20	MCS0	2	140	5700	0.00	0.00			8.06	9.63		7.37			Pass
HT20	MCS0	2	144	5720	0.00	0.00			9.53	9.63		7.37			Pass
HT40	MCS0	2	102	5510	0.00	0.00			2.51	9.63		7.37			Pass
HT40	MCS0	2	110	5550	0.00	0.00			7.97	9.63		7.37			Pass
HT40	MCS0	2	134	5670	0.00	0.00			5.45	9.63		7.37			Pass
HT40	MCS0	2	142	5710	0.00	0.00			8.21	9.63		7.37			Pass
VHT80	MCS0	2	106	5530	0.00	0.00			-2.53	9.63		7.37			Pass
VHT80	MCS0	2	122	5610	0.00	0.00			3.52	9.63		7.37			Pass
VHT80	MCS0	2	138	5690	0.00	0.00			4.90	9.63		7.37			Pass

<TXBF Mode>

Test Engineer:	Derek Hsu	Temperature:	21~25	°C
Test Date:	2019/01/10~2019/03/31	Relative Humidity:	51~54	%

Report Number : FR8D0631-01D

TEST RESULTS DATA
26dB and 99% OBW

Band I														
Mod.	Data Rate	NTX	CH.	Freq. (MHz)	99% Bandwidth (MHz)		26 dB Bandwidth (MHz)		IC 99% Bandwidth Power Limit (dBm)		IC 99% Bandwidth EIRP Limit (dBm)			Note
					Ant 0	Ant 1	Ant 0	Ant 1	Ant 0	Ant 1	Ant 0	Ant 1		
VHT20	MCS0	2	36	5180	17.73	17.78	26.37	24.64	-		22.49			
VHT20	MCS0	2	44	5220	17.88	17.78	25.77	26.73	-		22.50			
VHT20	MCS0	2	48	5240	17.83	17.93	24.94	26.25	-		22.51			
VHT40	MCS0	2	38	5190	36.26	36.26	41.33	40.88	-		23.01			
VHT40	MCS0	2	46	5230	37.66	36.66	67.73	61.14	-		23.01			
VHT80	MCS0	2	42	5210	76.48	76.72	80.80	80.40	-		23.01			

Report Number : FR8D0631-01D

TEST RESULTS DATA
Average Power Table

FCC Band I																
Mod.	Data Rate	NTX	CH.	Freq. (MHz)	Duty Factor (dB)		Average Conducted Power (dBm)			FCC Conducted Power Limit (dBm)		DG (dBi)				Pass/Fail
					Ant 0	Ant 1	Ant 0	Ant 1	SUM	Ant 0	Ant 1	Ant 0	Ant 1			
VHT20	MCS0	2	36	5180	0.00	0.00	16.30	16.70	19.51	22.90		7.10				Pass
VHT20	MCS0	2	44	5220	0.00	0.00	16.80	16.00	19.43	22.90		7.10				Pass
VHT20	MCS0	2	48	5240	0.00	0.00	16.90	16.00	19.48	22.90		7.10				Pass
VHT40	MCS0	2	38	5190	0.00	0.00	14.40	13.30	16.90	22.90		7.10				Pass
VHT40	MCS0	2	46	5230	0.00	0.00	17.40	17.80	20.61	22.90		7.10				Pass
VHT80	MCS0	2	42	5210	0.00	0.00	13.90	12.90	16.44	22.90		7.10				Pass

Report Number : FR8D0631-01D

TEST RESULTS DATA
Power Spectral Density

FCC Band I																
Mod.	Data Rate	NTX	CH.	Freq. (MHz)	Duty Factor (dB)		Average Power Density (dBm/MHz)			Average PSD Limit (dBm/MHz)		DG (dBi)				Pass /Fail
					Ant 0	Ant 1	Ant 0	Ant 1	SUM	Ant 0	Ant 1	Ant 0	Ant 1			
VHT20	MCS0	2	36	5180	0.00	0.00			9.51	9.90		7.10				Pass
VHT20	MCS0	2	44	5220	0.00	0.00			9.71	9.90		7.10				Pass
VHT20	MCS0	2	48	5240	0.00	0.00			9.59	9.90		7.10				Pass
VHT40	MCS0	2	38	5190	0.00	0.00			4.36	9.90		7.10				Pass
VHT40	MCS0	2	46	5230	0.00	0.00			9.46	9.90		7.10				Pass
VHT80	MCS0	2	42	5210	0.00	0.00			0.42	9.90		7.10				Pass

TEST RESULTS DATA
26dB and 99% OBW

Band II																
Mod.	Data Rate	NTX	CH.	Freq. (MHz)	99% Bandwidth (MHz)		26 dB Bandwidth (MHz)		IC 99% Bandwidth Power Limit (dBm)		IC 99% Bandwidth EIRP Limit (dBm)		FCC 26dB Bandwidth Power Limit (dBm)		Note
					Ant 0	Ant 1	Ant 0	Ant 1	Ant 0	Ant 1	Ant 0	Ant 1	Ant 0	Ant 1	
VHT20	MCS0	2	52	5260	17.93	17.83	26.43	27.45	23.51		29.51		23.98		
VHT20	MCS0	2	60	5300	17.78	17.88	25.06	25.42	23.50		29.50		23.98		
VHT20	MCS0	2	64	5320	17.88	17.88	26.25	25.12	23.52		29.52		23.98		
VHT40	MCS0	2	54	5270	37.96	37.66	69.41	73.49	23.98		30.00		23.98		
VHT40	MCS0	2	62	5310	36.46	36.36	41.36	41.12	23.98		30.00		23.98		
VHT80	MCS0	2	58	5290	76.48	76.60	80.80	81.04	23.98		30.00		23.98		

Report Number : FR8D0631-01D

TEST RESULTS DATA
Average Power Table

FCC Band II																
Mod.	Data Rate	N_{TX}	CH.	Freq. (MHz)	Duty Factor (dB)		Average Conducted Power (dBm)			FCC Conducted Power Limit (dBm)		DG (dBi)		EIRP Power Limit (dBm)	Pass/Fail
					Ant 0	Ant 1	Ant 0	Ant 1	SUM	Ant 0	Ant 1	Ant 0	Ant 1		
VHT20	MCS0	2	52	5260	0.00	0.00	17.10	16.00	19.60	23.14		6.84		30	Pass
VHT20	MCS0	2	60	5300	0.00	0.00	16.90	16.00	19.48	23.14		6.84		30	Pass
VHT20	MCS0	2	64	5320	0.00	0.00	17.00	16.10	19.58	23.14		6.84		30	Pass
VHT40	MCS0	2	54	5270	0.00	0.00	19.80	18.70	22.30	23.14		6.84		30	Pass
VHT40	MCS0	2	62	5310	0.00	0.00	16.40	16.80	19.61	23.14		6.84		30	Pass
VHT80	MCS0	2	58	5290	0.00	0.00	14.90	13.60	17.31	23.14		6.84		30	Pass

Report Number : FR8D0631-01D

TEST RESULTS DATA
Power Spectral Density

Band II															
Mod.	Data Rate	NTX	CH.	Freq. (MHz)	Duty Factor (dB)		Average Power Density (dBm/MHz)			Average PSD Limit (dBm/MHz)		DG (dBi)			Pass /Fail
					Ant 0	Ant 1	Ant 0	Ant 1	SUM	Ant 0	Ant 1	Ant 0	Ant 1		
VHT20	MCS0	2	52	5260	0.00	0.00			9.86	10.16		6.84			Pass
VHT20	MCS0	2	60	5300	0.00	0.00			9.94	10.16		6.84			Pass
VHT20	MCS0	2	64	5320	0.00	0.00			10.03	10.16		6.84			Pass
VHT40	MCS0	2	54	5270	0.00	0.00			9.79	10.16		6.84			Pass
VHT40	MCS0	2	62	5310	0.00	0.00			5.38	10.16		6.84			Pass
VHT80	MCS0	2	58	5290	0.00	0.00			0.98	10.16		6.84			Pass

TEST RESULTS DATA
26dB and 99% OBW

Band III																
Mod.	Data Rate	NTX	CH.	Freq. (MHz)	99% Bandwidth In U-NII 2C (MHz)		26 dB Bandwidth In U-NII 2C (MHz)		IC 99% Bandwidth Power Limit (dBm)		IC 99% Bandwidth EIRP Limit (dBm)		FCC 26dB Bandwidth Power Limit (dBm)		6 dB Bandwidth for Straddle Channel (MHz)	
					Ant 0	Ant 1	Ant 0	Ant 1	Ant 0	Ant 1	Ant 0	Ant 1	Ant 0	Ant 1	Ant 0	Ant 1
VHT20	MCS0	2	100	5500	17.73	17.63	25.36	23.80	23.46		29.46		23.98		----	----
VHT20	MCS0	2	116	5580	17.78	17.73	25.24	24.34	23.49		29.49		23.98		----	----
VHT20	MCS0	2	140	5700	17.83	17.73	22.36	25.30	23.49		29.49		23.98		----	----
VHT20	MCS0	2	144	5720	13.84	13.99	18.79	18.61	22.41		28.41		23.70		2.512	2.513
VHT40	MCS0	2	102	5510	36.76	36.76	50.59	50.11	23.98		30.00		23.98		----	----
VHT40	MCS0	2	110	5550	38.26	37.66	80.05	74.33	23.98		30.00		23.98		----	----
VHT40	MCS0	2	134	5670	36.76	37.16	61.56	55.86	23.98		30.00		23.98		----	----
VHT40	MCS0	2	142	5710	33.38	33.78	51.92	47.73	23.98		30.00		23.98		2.583	2.583
VHT80	MCS0	2	106	5530	77.08	76.48	87.75	84.40	23.98		30.00		23.98		----	----
VHT80	MCS0	2	122	5610	77.56	77.80	145.77	149.61	23.98		30.00		23.98		----	----
VHT80	MCS0	2	138	5690	73.84	73.60	100.69	110.28	23.98		30.00		23.98		2.52	2.52

Report Number : FR8D0631-01D

TEST RESULTS DATA
Average Power Table

FCC Band III															
Mod.	Data Rate	N_{TX}	CH.	Freq. (MHz)	Duty Factor (dB)		Average Conducted Power (dBm)			FCC Conducted Power Limit (dBm)		DG (dBi)		EIRP Power Limit (dBm)	Pass/Fail
					Ant 0	Ant 1	Ant 0	Ant 1	SUM	Ant 0	Ant 1	Ant 0	Ant 1		
VHT20	MCS0	2	100	5500	0.00	0.00	16.60	16.30	19.46	22.61		7.37		30	Pass
VHT20	MCS0	2	116	5580	0.00	0.00	16.60	16.00	19.32	22.61		7.37		30	Pass
VHT20	MCS0	2	140	5700	0.00	0.00	16.70	15.90	19.33	22.61		7.37		30	Pass
VHT20	MCS0	2	144	5720	0.00	0.00	17.20	16.20	19.74	22.32		7.37		30	Pass
VHT40	MCS0	2	102	5510	0.00	0.00	17.60	17.30	20.46	22.61		7.37		30	Pass
VHT40	MCS0	2	110	5550	0.00	0.00	19.60	19.30	22.46	22.61		7.37		30	Pass
VHT40	MCS0	2	134	5670	0.00	0.00	17.80	17.70	20.76	22.61		7.37		30	Pass
VHT40	MCS0	2	142	5710	0.00	0.00	19.50	18.70	22.13	22.61		7.37		30	Pass
VHT80	MCS0	2	106	5530	0.00	0.00	16.70	17.00	19.86	22.61		7.37		30	Pass
VHT80	MCS0	2	122	5610	0.00	0.00	19.50	19.60	22.56	22.61		7.37		30	Pass
VHT80	MCS0	2	138	5690	0.00	0.00	19.50	19.50	22.51	22.61		7.37		30	Pass

Report Number : FR8D0631-01D

TEST RESULTS DATA
Power Spectral Density

Band III																
Mod.	Data Rate	NTX	CH.	Freq. (MHz)	Duty Factor (dB)		Average Power Density (dBm/MHz)			Average PSD Limit (dBm/MHz)		DG (dBi)				Pass /Fail
					Ant 0	Ant 1	Ant 0	Ant 1	SUM	Ant 0	Ant 1	Ant 0	Ant 1			
VHT20	MCS0	2	100	5500	0.00	0.00			9.51	9.63		7.37				Pass
VHT20	MCS0	2	116	5580	0.00	0.00			9.46	9.63		7.37				Pass
VHT20	MCS0	2	140	5700	0.00	0.00			9.30	9.63		7.37				Pass
VHT20	MCS0	2	144	5720	0.00	0.00			9.51	9.63		7.37				Pass
VHT40	MCS0	2	102	5510	0.00	0.00			7.78	9.63		7.37				Pass
VHT40	MCS0	2	110	5550	0.00	0.00			9.15	9.63		7.37				Pass
VHT40	MCS0	2	134	5670	0.00	0.00			8.19	9.63		7.37				Pass
VHT40	MCS0	2	142	5710	0.00	0.00			9.42	9.63		7.37				Pass
VHT80	MCS0	2	106	5530	0.00	0.00			2.81	9.63		7.37				Pass
VHT80	MCS0	2	122	5610	0.00	0.00			7.01	9.63		7.37				Pass
VHT80	MCS0	2	138	5690	0.00	0.00			6.75	9.63		7.37				Pass

Appendix B. AC Conducted Emission Test Results

Test Engineer :	Jimmy Chang	**Temperature :**	22~24℃
		Relative Humidity :	52~55%

EUT Information

Report NO :	8D0631-01
Test Mode :	Mode 1
Test Voltage :	120Vac/60Hz
Phase :	Line

Full Spectrum

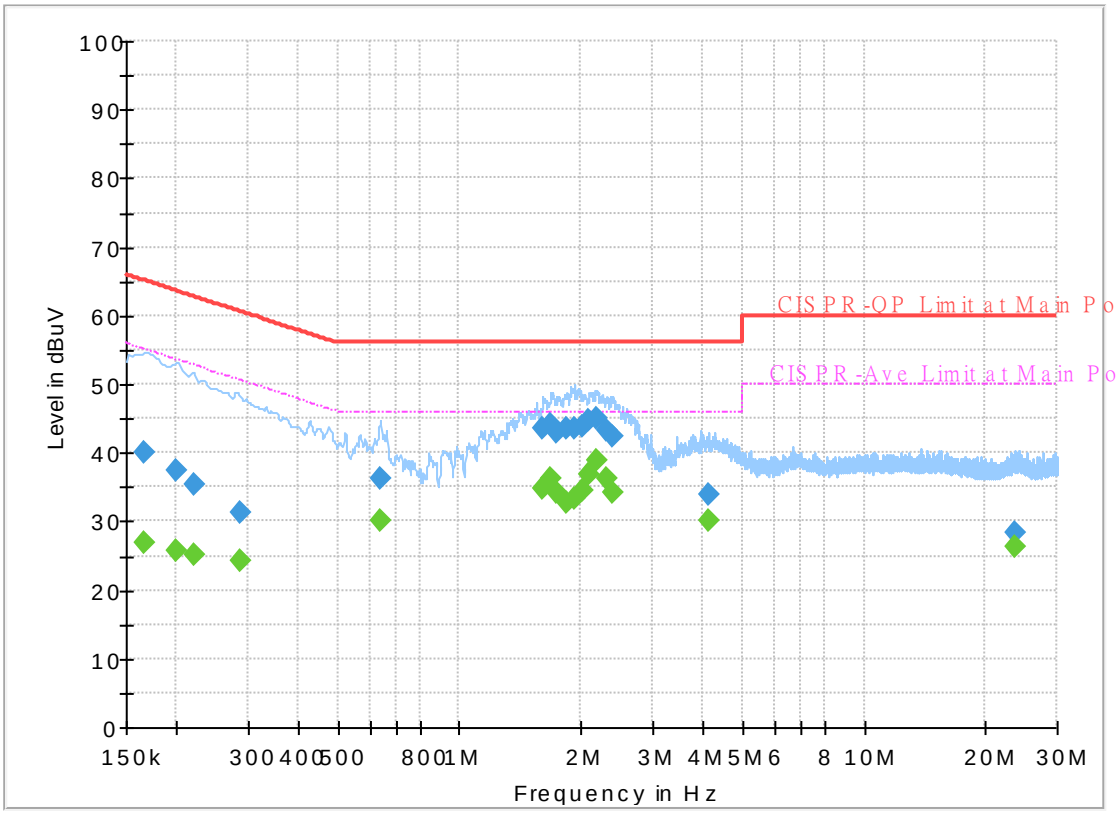

Final_Result

Frequency (MHz)	QuasiPeak (dBuV)	CAverage (dBuV)	Limit (dBuV)	Margin (dB)	Line	Filter	Corr. (dB)
0.165750	---	26.91	55.17	28.26	L1	OFF	19.5
0.165750	40.19	---	65.17	24.98	L1	OFF	19.5
0.199500	---	25.87	53.63	27.76	L1	OFF	19.5
0.199500	37.54	---	63.63	26.09	L1	OFF	19.5
0.222000	---	25.09	52.74	27.65	L1	OFF	19.5
0.222000	35.33	---	62.74	27.41	L1	OFF	19.5
0.287250	---	24.27	50.60	26.33	L1	OFF	19.5
0.287250	31.28	---	60.60	29.32	L1	OFF	19.5
0.638250	---	30.16	46.00	15.84	L1	OFF	19.6
0.638250	36.38	---	56.00	19.62	L1	OFF	19.6
1.605750	---	34.78	46.00	11.22	L1	OFF	19.6
1.605750	43.44	---	56.00	12.56	L1	OFF	19.6
1.682250	---	36.22	46.00	9.78	L1	OFF	19.6
1.682250	44.27	---	56.00	11.73	L1	OFF	19.6
1.747500	---	34.08	46.00	11.92	L1	OFF	19.6
1.747500	43.05	---	56.00	12.95	L1	OFF	19.6
1.848750	---	32.80	46.00	13.20	L1	OFF	19.6
1.848750	43.63	---	56.00	12.37	L1	OFF	19.6
1.918500	---	33.33	46.00	12.67	L1	OFF	19.6
1.918500	43.70	---	56.00	12.30	L1	OFF	19.6
2.019750	---	34.50	46.00	11.50	L1	OFF	19.6

2.019750	43.83	---	56.00	12.17	L1	OFF	19.6
2.096250	---	36.78	46.00	9.22	L1	OFF	19.4
2.096250	44.72	---	56.00	11.28	L1	OFF	19.4
2.181750	---	38.87	46.00	7.13	L1	OFF	19.5
2.181750	45.11	---	56.00	10.89	L1	OFF	19.5
2.314500	---	36.19	46.00	9.81	L1	OFF	19.5
2.314500	43.22	---	56.00	12.78	L1	OFF	19.5
2.404500	---	34.14	46.00	11.86	L1	OFF	19.6
2.404500	42.38	---	56.00	13.62	L1	OFF	19.6
4.123500	---	30.21	46.00	15.79	L1	OFF	19.7
4.123500	34.00	---	56.00	22.00	L1	OFF	19.7
23.592750	---	26.24	50.00	23.76	L1	OFF	20.3
23.592750	28.36	---	60.00	31.64	L1	OFF	20.3

EUT Information

Report NO :	8D0631-01
Test Mode :	Mode 1
Test Voltage :	120Vac/60Hz
Phase :	Neutral

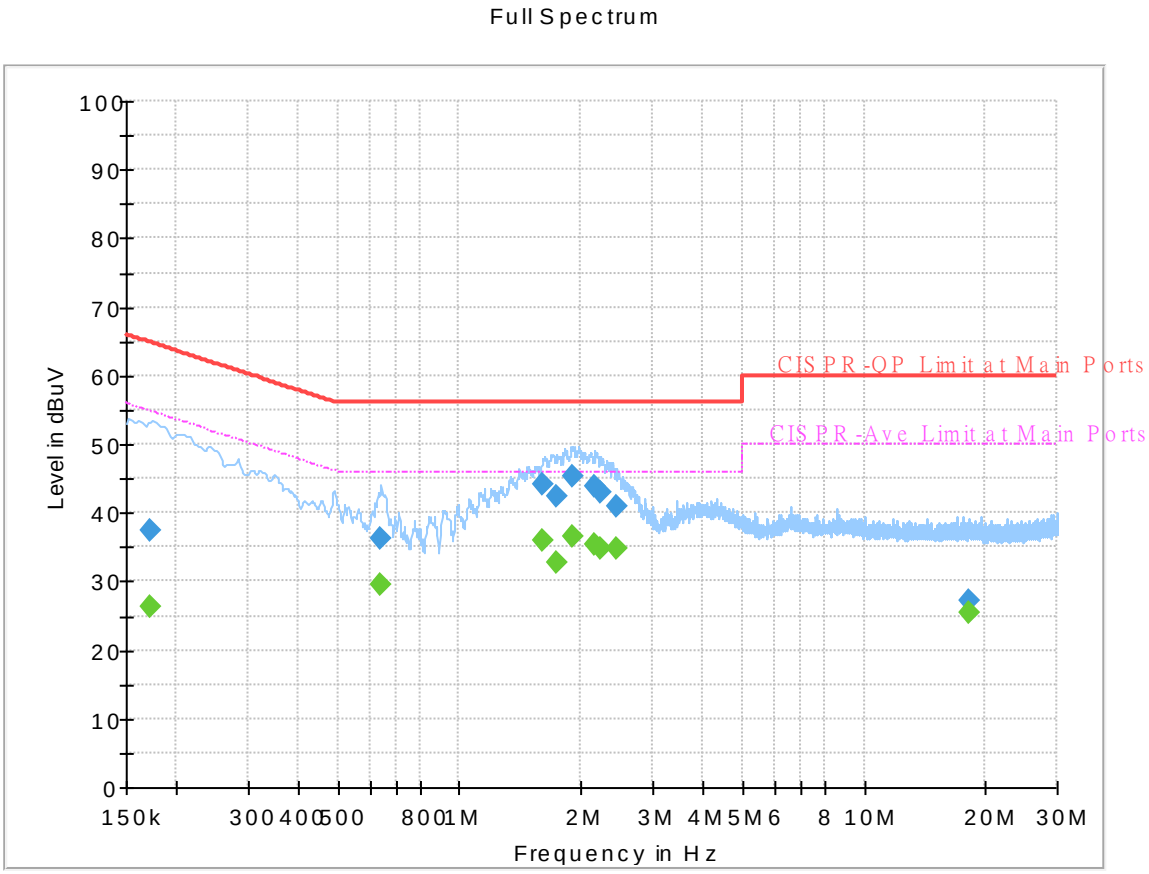

Final_Result

Frequency (MHz)	QuasiPeak (dBuV)	CAverage (dBuV)	Limit (dBuV)	Margin (dB)	Line	Filter	Corr. (dB)
0.172500	---	26.34	54.84	28.50	N	OFF	19.5
0.172500	37.46	---	64.84	27.38	N	OFF	19.5
0.638250	---	29.65	46.00	16.35	N	OFF	19.6
0.638250	36.37	---	56.00	19.63	N	OFF	19.6
1.605750	---	35.96	46.00	10.04	N	OFF	19.6
1.605750	44.09	---	56.00	11.91	N	OFF	19.6
1.734000	---	32.73	46.00	13.27	N	OFF	19.6
1.734000	42.48	---	56.00	13.52	N	OFF	19.6
1.911750	---	36.57	46.00	9.43	N	OFF	19.6
1.911750	45.18	---	56.00	10.82	N	OFF	19.6
2.163750	---	35.33	46.00	10.67	N	OFF	19.5
2.163750	43.94	---	56.00	12.06	N	OFF	19.5
2.242500	---	34.87	46.00	11.13	N	OFF	19.5
2.242500	43.05	---	56.00	12.95	N	OFF	19.5
2.456250	---	34.85	46.00	11.15	N	OFF	19.6
2.456250	41.07	---	56.00	14.93	N	OFF	19.6
18.179250	---	25.52	50.00	24.48	N	OFF	20.2
18.179250	27.28	---	60.00	32.72	N	OFF	20.2

Appendix C. Radiated Spurious Emission

Test Engineer :	Jack Cheng, Lance Chiang and Chuan Chu	Temperature :	22~24°C
		Relative Humidity :	56~60%

<CDD Mode>

Band 1 - 5150~5250MHz

WIFI 802.11a (Band Edge @ 3m)

WIFI Ant. 0	Note	Frequency (MHz)	Level (dBµV/m)	Over Limit (dB)	Limit Line (dBµV/m)	Read Level (dBµV)	Antenna Factor (dB/m)	Path Loss (dB)	Preamp Factor (dB)	Ant Pos (cm)	Table Pos (deg)	Peak Avg. (P/A)	Pol. (H/V)
802.11a CH 36 5180MHz		5150	61.28	-12.72	74	52.81	31.9	9.69	33.12	221	164	P	H
		5150	52.55	-1.45	54	44.08	31.9	9.69	33.12	221	164	A	H
	*	5180	113.98	-	-	105.65	31.72	9.73	33.12	221	164	P	H
	*	5180	106.55	-	-	98.22	31.72	9.73	33.12	221	164	A	H
													H
													H
		5148.98	55.88	-18.12	74	47.42	31.9	9.68	33.12	363	27	P	V
		5150	46.58	-7.42	54	38.11	31.9	9.69	33.12	363	27	A	V
	*	5180	108.98	-	-	100.65	31.72	9.73	33.12	363	27	P	V
	*	5180	100.81	-	-	92.48	31.72	9.73	33.12	363	27	A	V
													V
													V

802.11a CH 44 5220MHz		5125.32	55.76	-18.24	74	47.38	31.85	9.65	33.12	234	163	P	H
		5149.76	45.61	-8.39	54	37.15	31.9	9.68	33.12	234	163	A	H
	*	5220	115.39	-	-	107.22	31.52	9.77	33.12	234	163	P	H
	*	5220	108.59	-	-	100.42	31.52	9.77	33.12	234	163	A	H
		5376.48	49.92	-24.08	74	41.74	31.46	9.83	33.11	234	163	P	H
		5350.08	40.53	-13.47	54	32.52	31.3	9.82	33.11	234	163	A	H
		5093.86	51.54	-22.46	74	43.28	31.78	9.6	33.12	391	282	P	V
		5107.9	42.11	-11.89	54	33.79	31.82	9.62	33.12	391	282	A	V
	*	5220	111.47	-	-	103.3	31.52	9.77	33.12	391	282	P	V
	*	5220	104.52	-	-	96.35	31.52	9.77	33.12	391	282	A	V
		5399.52	49.73	-24.27	74	41.4	31.6	9.84	33.11	391	282	P	V
		5457.84	39.37	-14.63	54	30.86	31.73	9.89	33.11	391	282	A	V
802.11a CH 48 5240MHz		5148.72	55.73	-18.27	74	47.27	31.9	9.68	33.12	217	165	P	H
		5145.34	45.34	-8.66	54	36.89	31.89	9.68	33.12	217	165	A	H
	*	5240	115.54	-	-	107.44	31.44	9.78	33.12	217	165	P	H
	*	5240	108.6	-	-	100.5	31.44	9.78	33.12	217	165	A	H
		5422.56	51.31	-22.69	74	42.91	31.65	9.86	33.11	217	165	P	H
		5352.48	40.88	-13.12	54	32.86	31.31	9.82	33.11	217	165	A	H
		5093.86	52.49	-21.51	74	44.23	31.78	9.6	33.12	387	285	P	V
		5119.86	42.08	-11.92	54	33.72	31.84	9.64	33.12	387	285	A	V
	*	5240	111.64	-	-	103.54	31.44	9.78	33.12	387	285	P	V
	*	5240	104.71	-	-	96.61	31.44	9.78	33.12	387	285	A	V
		5447.28	49.51	-24.49	74	41.05	31.69	9.88	33.11	387	285	P	V
		5459.28	39.36	-14.64	54	30.84	31.74	9.89	33.11	387	285	A	V
Remark	1. No other spurious found. 2. All results are PASS against Peak and Average limit line.												

Band 1 5150~5250MHz

WIFI 802.11a (Harmonic @ 3m)

WIFI Ant.	Note	Frequency	Level	Over Limit	Limit Line	Read Level	Antenna Factor	Path Loss	Preamp Factor	Ant Pos	Table Pos	Peak Avg.	Pol.
0		(MHz)	(dBμV/m)	(dB)	(dBμV/m)	(dBμV)	(dB/m)	(dB)	(dB)	(cm)	(deg)	(P/A)	(H/V)
802.11a CH 36 5180MHz		10360	47.68	-20.52	68.2	53.64	39.54	15.26	60.76	100	0	P	H
		15540	46.35	-27.65	74	49.72	38.3	18.9	60.57	100	0	P	H
													H
													H
		10360	45.52	-22.68	68.2	51.48	39.54	15.26	60.76	100	0	P	V
		15540	45.7	-28.3	74	49.07	38.3	18.9	60.57	100	0	P	V
													V
													V
802.11a CH 44 5220MHz		10440	44.65	-23.55	68.2	50.52	39.7	15.31	60.88	100	0	P	H
		15660	46.08	-27.92	74	49.91	37.7	18.95	60.48	100	0	P	H
													H
													H
		10440	45.44	-22.76	68.2	51.31	39.7	15.31	60.88	100	0	P	V
		15660	45.44	-28.56	74	49.27	37.7	18.95	60.48	100	0	P	V
													V
													V
802.11a CH 48 5240MHz		10480	46.11	-22.09	68.2	52.05	39.7	15.33	60.97	100	0	P	H
		15720	47.67	-26.33	74	51.59	37.52	18.98	60.42	100	0	P	H
													H
													H
		10480	45.74	-22.46	68.2	51.68	39.7	15.33	60.97	100	0	P	V
		15720	46.4	-27.6	74	50.32	37.52	18.98	60.42	100	0	P	V
													V
													V
Remark	1. No other spurious found. 2. All results are PASS against Peak and Average limit line.												

Band 1 5150~5250MHz

WIFI 802.11n HT20 (Band Edge @ 3m)

WIFI Ant.	Note	Frequency	Level	Over Limit	Limit Line	Read Level	Antenna Factor	Path Loss	Preamp Factor	Ant Pos	Table Pos	Peak Avg.	Pol.
0		(MHz)	(dBμV/m)	(dB)	(dBμV/m)	(dBμV)	(dB/m)	(dB)	(dB)	(cm)	(deg)	(P/A)	(H/V)
802.11n HT20 CH 36 5180MHz		5150	60.07	-13.93	74	51.6	31.9	9.69	33.12	223	167	P	H
		5150	52.81	-1.19	54	44.34	31.9	9.69	33.12	223	167	A	H
	*	5180	113.3	-	-	104.97	31.72	9.73	33.12	223	167	P	H
	*	5180	106.13	-	-	97.8	31.72	9.73	33.12	223	167	A	H
													H
													H
		5149.24	55.36	-18.64	74	46.9	31.9	9.68	33.12	365	25	P	V
		5150	47.32	-6.68	54	38.85	31.9	9.69	33.12	365	25	A	V
	*	5180	107.51	-	-	99.18	31.72	9.73	33.12	365	25	P	V
	*	5180	100.24	-	-	91.91	31.72	9.73	33.12	365	25	A	V
													V
													V
802.11n HT20 CH 44 5220MHz		5140.66	55.58	-18.42	74	47.15	31.88	9.67	33.12	234	164	P	H
		5149.76	45.88	-8.12	54	37.42	31.9	9.68	33.12	234	164	A	H
	*	5220	114.69	-	-	106.52	31.52	9.77	33.12	234	164	P	H
	*	5220	107.44	-	-	99.27	31.52	9.77	33.12	234	164	A	H
		5376.72	51.44	-22.56	74	43.26	31.46	9.83	33.11	234	164	P	H
		5350.08	40.6	-13.4	54	32.59	31.3	9.82	33.11	234	164	A	H
		5089.7	52.13	-21.87	74	43.9	31.76	9.59	33.12	391	283	P	V
		5108.42	42.14	-11.86	54	33.82	31.82	9.62	33.12	391	283	A	V
	*	5220	110.6	-	-	102.43	31.52	9.77	33.12	391	283	P	V
	*	5220	103.35	-	-	95.18	31.52	9.77	33.12	391	283	A	V
		5426.88	48.58	-25.42	74	40.18	31.65	9.86	33.11	391	283	P	V
		5460	39.39	-14.61	54	30.87	31.74	9.89	33.11	391	283	A	V

802.11n HT20 CH 48 5240MHz		5141.44	54.88	-19.12	74	46.45	31.88	9.67	33.12	219	164	P	H
		5149.5	45.64	-8.36	54	37.18	31.9	9.68	33.12	219	164	A	H
	*	5240	114.52	-	-	106.42	31.44	9.78	33.12	219	164	P	H
	*	5240	107.37	-	-	99.27	31.44	9.78	33.12	219	164	A	H
		5459.76	50.52	-23.48	74	42	31.74	9.89	33.11	219	164	P	H
		5351.76	41.07	-12.93	54	33.05	31.31	9.82	33.11	219	164	A	H
		5105.3	52.12	-21.88	74	43.81	31.81	9.62	33.12	387	284	P	V
		5119.86	42.26	-11.74	54	33.9	31.84	9.64	33.12	387	284	A	V
	*	5240	110.28	-	-	102.18	31.44	9.78	33.12	387	284	P	V
	*	5240	103.53	-	-	95.43	31.44	9.78	33.12	387	284	A	V
		5371.44	50	-24	74	41.85	31.43	9.83	33.11	387	284	P	V
		5459.04	39.39	-14.61	54	30.87	31.74	9.89	33.11	387	284	A	V
Remark	1. No other spurious found. 2. All results are PASS against Peak and Average limit line.												

Band 1 5150~5250MHz

WIFI 802.11n HT20 (Harmonic @ 3m)

WIFI Ant.	Note	Frequency	Level	Over Limit	Limit Line	Read Level	Antenna Factor	Path Loss	Preamp Factor	Ant Pos	Table Pos	Peak Avg.	Pol.
0		(MHz)	(dBμV/m)	(dB)	(dBμV/m)	(dBμV)	(dB/m)	(dB)	(dB)	(cm)	(deg)	(P/A)	(H/V)
802.11n HT20 CH 36 5180MHz		10360	46.92	-21.28	68.2	52.69	39.54	15.45	60.76	100	0	P	H
		15540	45.49	-28.51	74	48.14	38.3	19.62	60.57	100	0	P	H
													H
													H
		10360	45.86	-22.34	68.2	51.63	39.54	15.45	60.76	100	0	P	V
		15540	45.95	-28.05	74	48.6	38.3	19.62	60.57	100	0	P	V
													V
													V
802.11n HT20 CH 44 5220MHz		10440	45.71	-22.49	68.2	51.58	39.7	15.31	60.88	100	0	P	H
		15660	47.65	-26.35	74	51.48	37.7	18.95	60.48	100	0	P	H
													H
													H
		10440	45.88	-22.32	68.2	51.75	39.7	15.31	60.88	100	0	P	V
		15660	46.41	-27.59	74	50.24	37.7	18.95	60.48	100	0	P	V
													V
													V
802.11n HT20 CH 48 5240MHz		10480	45.71	-22.49	68.2	51.65	39.7	15.33	60.97	100	0	P	H
		15720	47.42	-26.58	74	51.34	37.52	18.98	60.42	100	0	P	H
													H
													H
		10480	46.88	-21.32	68.2	52.82	39.7	15.33	60.97	100	0	P	V
		15720	45.78	-28.22	74	49.7	37.52	18.98	60.42	100	0	P	V
													V
													V
Remark	1. No other spurious found. 2. All results are PASS against Peak and Average limit line.												

Band 1 5150~5250MHz

WIFI 802.11n HT40 (Band Edge @ 3m)

WIFI Ant.	Note	Frequency	Level	Over Limit	Limit Line	Read Level	Antenna Factor	Path Loss	Preamp Factor	Ant Pos	Table Pos	Peak Avg.	Pol.
0		(MHz)	(dBμV/m)	(dB)	(dBμV/m)	(dBμV)	(dB/m)	(dB)	(dB)	(cm)	(deg)	(P/A)	(H/V)
802.11n HT40 CH 38 5190MHz		5146.64	60.35	-13.65	74	51.55	31.89	10.03	33.12	225	166	P	H
		5150	53.03	-0.97	54	44.22	31.9	10.03	33.12	225	166	A	H
	*	5190	106.72	-	-	98.1	31.66	10.08	33.12	225	166	P	H
	*	5190	98.22	-	-	89.6	31.66	10.08	33.12	225	166	A	H
		5406.52	48.54	-25.46	74	39.88	31.61	10.16	33.11	225	166	P	H
		5458.6	39.46	-14.54	54	30.6	31.73	10.24	33.11	225	166	A	H
		5149.76	56.52	-17.48	74	47.71	31.9	10.03	33.12	400	283	P	V
		5150	47.35	-6.65	54	38.54	31.9	10.03	33.12	400	283	A	V
	*	5190	102.12	-	-	93.5	31.66	10.08	33.12	400	283	P	V
	*	5190	94.02	-	-	85.4	31.66	10.08	33.12	400	283	A	V
		5399.52	48.81	-25.19	74	40.17	31.6	10.15	33.11	400	283	P	V
		5458.88	39.23	-14.77	54	30.36	31.74	10.24	33.11	400	283	A	V
802.11n HT40 CH 46 5230MHz		5148.2	58.2	-15.8	74	49.74	31.9	9.68	33.12	231	165	P	H
		5150	48.14	-5.86	54	39.67	31.9	9.69	33.12	231	165	A	H
	*	5230	111.84	-	-	103.71	31.48	9.77	33.12	231	165	P	H
	*	5230	104.05	-	-	95.92	31.48	9.77	33.12	231	165	A	H
		5398.38	50.76	-23.24	74	42.44	31.59	9.84	33.11	231	165	P	H
		5368.74	40.46	-13.54	54	32.33	31.41	9.83	33.11	231	165	A	H
		5125.06	52.41	-21.59	74	44.03	31.85	9.65	33.12	388	283	P	V
		5144.56	42.87	-11.13	54	34.42	31.89	9.68	33.12	388	283	A	V
	*	5230	106.7	-	-	98.57	31.48	9.77	33.12	388	283	P	V
	*	5230	99.73	-	-	91.6	31.48	9.77	33.12	388	283	A	V
		5454.72	48.84	-25.16	74	40.34	31.72	9.89	33.11	388	283	P	V
		5458.56	39.31	-14.69	54	30.8	31.73	9.89	33.11	388	283	A	V
Remark	1. No other spurious found. 2. All results are PASS against Peak and Average limit line.												

Band 1 5150~5250MHz

WIFI 802.11n HT40 (Harmonic @ 3m)

WIFI Ant.	Note	Frequency	Level	Over Limit	Limit Line	Read Level	Antenna Factor	Path Loss	Preamp Factor	Ant Pos	Table Pos	Peak Avg.	Pol.
0		(MHz)	(dBμV/m)	(dB)	(dBμV/m)	(dBμV)	(dB/m)	(dB)	(dB)	(cm)	(deg)	(P/A)	(H/V)
802.11n HT40 CH 38 5190MHz		10380	44.61	-23.59	68.2	50.51	39.62	15.27	60.79	100	0	P	H
		15570	44.14	-29.86	74	47.62	38.15	18.91	60.54	100	0	P	H
													H
													H
		10380	44.73	-23.47	68.2	50.63	39.62	15.27	60.79	100	0	P	V
		15570	44.31	-29.69	74	47.79	38.15	18.91	60.54	100	0	P	V
													V
													V
802.11n HT40 CH 46 5230MHz		10460	44.96	-23.24	68.2	50.85	39.7	15.32	60.91	100	0	P	H
		15690	44.18	-29.82	74	48.11	37.55	18.97	60.45	100	0	P	H
													H
													H
		10460	45.19	-23.01	68.2	51.08	39.7	15.32	60.91	100	0	P	V
		15690	44.26	-29.74	74	48.19	37.55	18.97	60.45	100	0	P	V
													V
													V
Remark	1. No other spurious found. 2. All results are PASS against Peak and Average limit line.												

Band 1 5150~5250MHz

WIFI 802.11ac VHT80 (Band Edge @ 3m)

WIFI Ant.	Note	Frequency	Level	Over Limit	Limit Line	Read Level	Antenna Factor	Path Loss	Preamp Factor	Ant Pos	Table Pos	Peak Avg.	Pol.
0		(MHz)	(dBμV/m)	(dB)	(dBμV/m)	(dBμV)	(dB/m)	(dB)	(dB)	(cm)	(deg)	(P/A)	(H/V)
802.11ac VHT80 CH 42 5210MHz		5144.56	63.95	-10.05	74	55.5	31.89	9.68	33.12	247	166	P	H
		5150	52.88	-1.12	54	44.41	31.9	9.69	33.12	247	166	A	H
	*	5210	102.48	-	-	94.28	31.56	9.76	33.12	247	166	P	H
	*	5210	95.07	-	-	86.87	31.56	9.76	33.12	247	166	A	H
		5362.32	49.28	-24.72	74	41.2	31.37	9.82	33.11	247	166	P	H
		5458.56	39.49	-14.51	54	30.98	31.73	9.89	33.11	247	166	A	H
		5138.06	58.55	-15.45	74	50.12	31.88	9.67	33.12	400	288	P	V
		5150	45.34	-8.66	54	36.87	31.9	9.69	33.12	400	288	A	V
	*	5210	98.15	-	-	89.95	31.56	9.76	33.12	400	288	P	V
	*	5210	90.75	-	-	82.55	31.56	9.76	33.12	400	288	A	V
		5432.64	47.87	-26.13	74	39.44	31.67	9.87	33.11	400	288	P	V
		5457.6	39.1	-14.9	54	30.59	31.73	9.89	33.11	400	288	A	V
Remark	1. No other spurious found. 2. All results are PASS against Peak and Average limit line.												

Band 1 5150~5250MHz

WIFI 802.11ac VHT80 (Harmonic @ 3m)

WIFI Ant.	Note	Frequency	Level	Over Limit	Limit Line	Read Level	Antenna Factor	Path Loss	Preamp Factor	Ant Pos	Table Pos	Peak Avg.	Pol.
0		(MHz)	(dBμV/m)	(dB)	(dBμV/m)	(dBμV)	(dB/m)	(dB)	(dB)	(cm)	(deg)	(P/A)	(H/V)
802.11ac VHT80 CH 42 5210MHz		10420	44.73	-23.47	68.2	50.58	39.7	15.3	60.85	100	0	P	H
		15630	43.93	-30.07	74	47.63	37.85	18.94	60.49	100	0	P	H
													H
													H
		10420	45.19	-23.01	68.2	51.04	39.7	15.3	60.85	100	0	P	V
		15630	44.19	-29.81	74	47.89	37.85	18.94	60.49	100	0	P	V
													V
													V
Remark	1. No other spurious found. 2. All results are PASS against Peak and Average limit line.												

Band 2 - 5250~5350MHz

WIFI 802.11a (Band Edge @ 3m)

WIFI	Note	Frequency	Level	Over	Limit	Read	Antenna	Path	Preamp	Ant	Table	Peak	Pol.
Ant.				Limit	Line	Level	Factor	Loss	Factor	Pos	Pos	Avg.	
0		(MHz)	(dBμV/m)	(dB)	(dBμV/m)	(dBμV)	(dB/m)	(dB)	(dB)	(cm)	(deg)	(P/A)	(H/V)
802.11a CH 52 5260MHz		5149.94	54.69	-19.31	74	46.23	31.9	9.68	33.12	244	164	P	H
		5140.08	45.1	-8.9	54	36.67	31.88	9.67	33.12	244	164	A	H
	*	5260	115.14	-	-	107.09	31.38	9.78	33.11	244	164	P	H
	*	5260	108.23	-	-	100.18	31.38	9.78	33.11	244	164	A	H
		5362.08	51.28	-22.72	74	43.2	31.37	9.82	33.11	244	164	P	H
		5350.08	41.78	-12.22	54	33.77	31.3	9.82	33.11	244	164	A	H
		5120.7	51.8	-22.2	74	43.44	31.84	9.64	33.12	384	284	P	V
		5140.08	42.37	-11.63	54	33.94	31.88	9.67	33.12	384	284	A	V
	*	5260	110	-	-	101.95	31.38	9.78	33.11	384	284	P	V
	*	5260	103.44	-	-	95.39	31.38	9.78	33.11	384	284	A	V
		5437.92	50	-24	74	41.56	31.68	9.87	33.11	384	284	P	V
		5372.16	39.8	-14.2	54	31.65	31.43	9.83	33.11	384	284	A	V
802.11a CH 60 5300MHz		5119.34	53.21	-20.79	74	44.85	31.84	9.64	33.12	228	175	P	H
		5149.94	43.9	-10.1	54	35.44	31.9	9.68	33.12	228	175	A	H
	*	5300	115.42	-	-	107.43	31.3	9.8	33.11	228	175	P	H
	*	5300	108.57	-	-	100.58	31.3	9.8	33.11	228	175	A	H
		5361.6	53.54	-20.46	74	45.46	31.37	9.82	33.11	228	175	P	H
		5350.08	43.51	-10.49	54	35.5	31.3	9.82	33.11	228	175	A	H
		5101.66	50.95	-23.05	74	42.66	31.8	9.61	33.12	398	288	P	V
		5149.94	41.43	-12.57	54	32.97	31.9	9.68	33.12	398	288	A	V
	*	5300	110.75	-	-	102.76	31.3	9.8	33.11	398	288	P	V
	*	5300	103.9	-	-	95.91	31.3	9.8	33.11	398	288	A	V
		5416.08	49.15	-24.85	74	40.78	31.63	9.85	33.11	398	288	P	V
		5350.08	40.09	-13.91	54	32.08	31.3	9.82	33.11	398	288	A	V

802.11a CH 64 5320MHz	*	5320	113.71	-	-	105.39	31.3	10.13	33.11	203	175	P	H
	*	5320	105.71	-	-	97.39	31.3	10.13	33.11	203	175	A	H
		5350.56	62.6	-11.4	74	54.27	31.3	10.14	33.11	203	175	P	H
		5350.08	52.17	-1.83	54	43.84	31.3	10.14	33.11	203	175	A	H
													H
													H
	*	5320	110.13	-	-	101.81	31.3	10.13	33.11	378	289	P	V
	*	5320	101.41	-	-	93.09	31.3	10.13	33.11	378	289	A	V
		5351.84	54.93	-19.07	74	46.59	31.31	10.14	33.11	378	289	P	V
		5350.08	47.24	-6.76	54	38.91	31.3	10.14	33.11	378	289	A	V
													V
													V
Remark	1. No other spurious found. 2. All results are PASS against Peak and Average limit line.												

Band 2 5250~5350MHz

WIFI 802.11a (Harmonic @ 3m)

WIFI Ant.	Note	Frequency	Level	Over Limit	Limit Line	Read Level	Antenna Factor	Path Loss	Preamp Factor	Ant Pos	Table Pos	Peak Avg.	Pol.
0		(MHz)	(dBμV/m)	(dB)	(dBμV/m)	(dBμV)	(dB/m)	(dB)	(dB)	(cm)	(deg)	(P/A)	(H/V)
802.11a CH 52 5260MHz		10520	44.93	-23.27	68.2	50.7	39.7	15.54	61.01	100	0	P	H
		15780	45.14	-28.86	74	48.38	37.58	19.56	60.38	100	0	P	H
													H
													H
		10520	44.35	-23.85	68.2	50.12	39.7	15.54	61.01	100	0	P	V
		15780	44.56	-29.44	74	47.8	37.58	19.56	60.38	100	0	P	V
													V
													V
802.11a CH 60 5300MHz		10600	43.95	-30.05	74	49.93	39.7	15.4	61.08	100	0	P	H
		15900	44.28	-29.72	74	48.31	37.2	19.05	60.28	100	0	P	H
													H
													H
		10600	45.81	-28.19	74	51.79	39.7	15.4	61.08	100	0	P	V
		15900	44.51	-29.49	74	48.54	37.2	19.05	60.28	100	0	P	V
													V
													V
802.11a CH 64 5320MHz		10640	45.27	-28.73	74	51.3	39.66	15.42	61.11	100	0	P	H
		15960	46.14	-27.86	74	50.27	37.02	19.08	60.23	100	0	P	H
													H
													H
		10640	45.41	-28.59	74	51.44	39.66	15.42	61.11	100	0	P	V
		15960	46	-28	74	50.13	37.02	19.08	60.23	100	0	P	V
													V
													V
Remark	1. No other spurious found. 2. All results are PASS against Peak and Average limit line.												

Band 2 5250~5350MHz

WIFI 802.11n HT20 (Band Edge @ 3m)

WIFI Ant.	Note	Frequency	Level	Over Limit	Limit Line	Read Level	Antenna Factor	Path Loss	Preamp Factor	Ant Pos	Table Pos	Peak Avg.	Pol.
0		(MHz)	(dBμV/m)	(dB)	(dBμV/m)	(dBμV)	(dB/m)	(dB)	(dB)	(cm)	(deg)	(P/A)	(H/V)
802.11n HT20 CH 52 5260MHz		5107.1	54.3	-19.7	74	45.99	31.81	9.62	33.12	244	165	P	H
		5140.08	45.42	-8.58	54	36.99	31.88	9.67	33.12	244	165	A	H
	*	5260	114.76	-	-	106.71	31.38	9.78	33.11	244	165	P	H
	*	5260	107.59	-	-	99.54	31.38	9.78	33.11	244	165	A	H
		5364.96	52.01	-21.99	74	43.9	31.39	9.83	33.11	244	165	P	H
		5350.32	41.94	-12.06	54	33.93	31.3	9.82	33.11	244	165	A	H
		5135.66	52.22	-21.78	74	43.81	31.87	9.66	33.12	385	284	P	V
		5139.74	42.35	-11.65	54	33.92	31.88	9.67	33.12	385	284	A	V
	*	5260	109.55	-	-	101.5	31.38	9.78	33.11	385	284	P	V
	*	5260	102.72	-	-	94.67	31.38	9.78	33.11	385	284	A	V
		5386.8	49.84	-24.16	74	41.6	31.52	9.83	33.11	385	284	P	V
		5371.68	39.8	-14.2	54	31.65	31.43	9.83	33.11	385	284	A	V
802.11n HT20 CH 60 5300MHz		5143.14	53.36	-20.64	74	44.92	31.89	9.67	33.12	227	176	P	H
		5149.94	43.73	-10.27	54	35.27	31.9	9.68	33.12	227	176	A	H
	*	5300	114	-	-	106.01	31.3	9.8	33.11	227	176	P	H
	*	5300	105.8	-	-	97.81	31.3	9.8	33.11	227	176	A	H
		5353.2	52.36	-21.64	74	44.33	31.32	9.82	33.11	227	176	P	H
		5351.04	43.11	-10.89	54	35.09	31.31	9.82	33.11	227	176	A	H
		5096.9	50.28	-23.72	74	42	31.79	9.61	33.12	375	106	P	V
		5137.36	40.48	-13.52	54	32.06	31.87	9.67	33.12	375	106	A	V
	*	5300	104.86	-	-	96.87	31.3	9.8	33.11	375	106	P	V
	*	5300	97.38	-	-	89.39	31.3	9.8	33.11	375	106	A	V
		5368.08	49.75	-24.25	74	41.62	31.41	9.83	33.11	375	106	P	V
		5411.52	39.77	-14.23	54	31.41	31.62	9.85	33.11	375	106	A	V

802.11n HT20 CH 64 5320MHz	*	5320	113.32	-	-	105	31.3	10.13	33.11	203	175	P	H
	*	5320	105.11	-	-	96.79	31.3	10.13	33.11	203	175	A	H
		5350.4	61.15	-12.85	74	52.82	31.3	10.14	33.11	203	175	P	H
		5350.08	52.11	-1.89	54	43.78	31.3	10.14	33.11	203	175	A	H
													H
													H
	*	5320	107.91	-	-	99.59	31.3	10.13	33.11	378	290	P	V
	*	5320	100.11	-	-	91.79	31.3	10.13	33.11	378	290	A	V
		5351.04	55.43	-18.57	74	47.09	31.31	10.14	33.11	378	290	P	V
		5350.08	46.43	-7.57	54	38.1	31.3	10.14	33.11	378	290	A	V
													V
													V
Remark	1. No other spurious found. 2. All results are PASS against Peak and Average limit line.												

Band 2 5250~5350MHz

WIFI 802.11n HT20 (Harmonic @ 3m)

WIFI Ant.	Note	Frequency	Level	Over Limit	Limit Line	Read Level	Antenna Factor	Path Loss	Preamp Factor	Ant Pos	Table Pos	Peak Avg.	Pol.
0		(MHz)	(dBμV/m)	(dB)	(dBμV/m)	(dBμV)	(dB/m)	(dB)	(dB)	(cm)	(deg)	(P/A)	(H/V)
802.11n HT20 CH 52 5260MHz		10520	44.43	-23.77	68.2	50.39	39.7	15.35	61.01	100	0	P	H
		15780	45.5	-28.5	74	49.3	37.58	19	60.38	100	0	P	H
													H
													H
		10520	44.45	-23.75	68.2	50.41	39.7	15.35	61.01	100	0	P	V
		15780	45.93	-28.07	74	49.73	37.58	19	60.38	100	0	P	V
													V
													V
802.11n HT20 CH 60 5300MHz		10600	44.11	-29.89	74	50.09	39.7	15.4	61.08	100	0	P	H
		15900	46.83	-27.17	74	50.86	37.2	19.05	60.28	100	0	P	H
													H
													H
		10600	44.66	-29.34	74	50.64	39.7	15.4	61.08	100	0	P	V
		15900	46.84	-27.16	74	50.87	37.2	19.05	60.28	100	0	P	V
													V
													V
802.11n HT20 CH 64 5320MHz		10640	44.28	-29.72	74	50.31	39.66	15.42	61.11	100	0	P	H
		15960	47.6	-26.4	74	51.73	37.02	19.08	60.23	100	0	P	H
													H
													H
		10640	44.13	-29.87	74	50.16	39.66	15.42	61.11	100	0	P	V
		15960	46.42	-27.58	74	50.55	37.02	19.08	60.23	100	0	P	V
													V
													V
Remark	1. No other spurious found. 2. All results are PASS against Peak and Average limit line.												

Band 2 5250~5350MHz

WIFI 802.11n HT40 (Band Edge @ 3m)

WIFI Ant.	Note	Frequency	Level	Over Limit	Limit Line	Read Level	Antenna Factor	Path Loss	Preamp Factor	Ant Pos	Table Pos	Peak Avg.	Pol.
0		(MHz)	(dBμV/m)	(dB)	(dBμV/m)	(dBμV)	(dB/m)	(dB)	(dB)	(cm)	(deg)	(P/A)	(H/V)
802.11n HT40 CH 54 5270MHz		5125.46	53.63	-20.37	74	45.25	31.85	9.65	33.12	229	167	P	H
		5149.6	44.99	-9.01	54	36.53	31.9	9.68	33.12	229	167	A	H
	*	5270	110.88	-	-	102.84	31.36	9.79	33.11	229	167	P	H
	*	5270	102.27	-	-	94.23	31.36	9.79	33.11	229	167	A	H
		5379.12	51.13	-22.87	74	42.94	31.47	9.83	33.11	229	167	P	H
		5350.08	42.42	-11.58	54	34.41	31.3	9.82	33.11	229	167	A	H
		5112.88	50.18	-23.82	74	41.84	31.83	9.63	33.12	339	107	P	V
		5148.58	40.72	-13.28	54	32.26	31.9	9.68	33.12	339	107	A	V
	*	5270	99.65	-	-	91.61	31.36	9.79	33.11	339	107	P	V
	*	5270	91.89	-	-	83.85	31.36	9.79	33.11	339	107	A	V
		5412.96	48.74	-25.26	74	40.37	31.63	9.85	33.11	339	107	P	V
		5358	39.39	-14.61	54	31.33	31.35	9.82	33.11	339	107	A	V
802.11n HT40 CH 62 5310MHz		5146.88	53.05	-20.95	74	44.25	31.89	10.03	33.12	228	173	P	H
		5121.04	43	-11	54	34.28	31.84	10	33.12	228	173	A	H
	*	5310	106.66	-	-	98.35	31.3	10.12	33.11	228	173	P	H
	*	5310	97.81	-	-	89.5	31.3	10.12	33.11	228	173	A	H
		5350.56	59.47	-14.53	74	51.14	31.3	10.14	33.11	228	173	P	H
		5350.08	49.77	-4.23	54	41.44	31.3	10.14	33.11	228	173	A	H
		5124.78	50.52	-23.48	74	41.78	31.85	10.01	33.12	379	281	P	V
		5140.08	41.24	-12.76	54	32.46	31.88	10.02	33.12	379	281	A	V
	*	5310	101.38	-	-	93.07	31.3	10.12	33.11	379	281	P	V
	*	5310	92.7	-	-	84.39	31.3	10.12	33.11	379	281	A	V
		5351.04	52.64	-21.36	74	44.3	31.31	10.14	33.11	379	281	P	V
		5350.08	43.84	-10.16	54	35.51	31.3	10.14	33.11	379	281	A	V
Remark	1. No other spurious found. 2. All results are PASS against Peak and Average limit line.												

Band 2 5250~5350MHz

WIFI 802.11n HT40 (Harmonic @ 3m)

WIFI Ant.	Note	Frequency	Level	Over Limit	Limit Line	Read Level	Antenna Factor	Path Loss	Preamp Factor	Ant Pos	Table Pos	Peak Avg.	Pol.
0		(MHz)	(dBμV/m)	(dB)	(dBμV/m)	(dBμV)	(dB/m)	(dB)	(dB)	(cm)	(deg)	(P/A)	(H/V)
802.11n HT40 CH 54 5270MHz		10540	44.94	-23.26	68.2	50.9	39.7	15.37	61.03	100	0	P	H
		15810	45.14	-28.86	74	48.92	37.56	19.01	60.35	100	0	P	H
													H
													H
		10540	44.37	-23.83	68.2	50.33	39.7	15.37	61.03	100	0	P	V
		15810	44.31	-29.69	74	48.09	37.56	19.01	60.35	100	0	P	V
													V
													V
802.11n HT40 CH 62 5310MHz		10620	43.93	-30.07	74	49.94	39.68	15.41	61.1	100	0	P	H
		15930	46.41	-27.59	74	50.5	37.11	19.06	60.26	100	0	P	H
													H
													H
		10620	43.9	-30.1	74	49.91	39.68	15.41	61.1	100	0	P	V
		15930	45.54	-28.46	74	49.63	37.11	19.06	60.26	100	0	P	V
													V
													V
Remark	1. No other spurious found. 2. All results are PASS against Peak and Average limit line.												

Band 2 5250~5350MHz

WIFI 802.11ac VHT80 (Band Edge @ 3m)

WIFI Ant.	Note	Frequency	Level	Over Limit	Limit Line	Read Level	Antenna Factor	Path Loss	Preamp Factor	Ant Pos	Table Pos	Peak Avg.	Pol.
0		(MHz)	(dBµV/m)	(dB)	(dBµV/m)	(dBµV)	(dB/m)	(dB)	(dB)	(cm)	(deg)	(P/A)	(H/V)
802.11ac VHT80 CH 58 5290MHz		5143.1	52.94	-21.06	74	44.14	31.89	10.03	33.12	240	170	P	H
		5150	44.5	-9.5	54	35.69	31.9	10.03	33.12	240	170	A	H
	*	5290	102.87	-	-	94.54	31.32	10.12	33.11	240	170	P	H
	*	5290	94.12	-	-	85.79	31.32	10.12	33.11	240	170	A	H
		5355.12	63.42	-10.58	74	55.06	31.33	10.14	33.11	240	170	P	H
		5350.08	51.77	-2.23	54	43.44	31.3	10.14	33.11	240	170	A	H
		5017.1	50.24	-23.76	74	42	31.47	9.89	33.12	299	23	P	V
		5149.4	41.54	-12.46	54	32.73	31.9	10.03	33.12	299	23	A	V
	*	5290	96.69	-	-	88.36	31.32	10.12	33.11	299	23	P	V
	*	5290	88.02	-	-	79.69	31.32	10.12	33.11	299	23	A	V
		5364.96	57.68	-16.32	74	49.26	31.39	10.14	33.11	299	23	P	V
		5350.08	46.14	-7.86	54	37.81	31.3	10.14	33.11	299	23	A	V
Remark	1. No other spurious found. 2. All results are PASS against Peak and Average limit line.												

Band 2 5250~5350MHz

WIFI 802.11ac VHT80 (Harmonic @ 3m)

WIFI Ant.	Note	Frequency	Level	Over Limit	Limit Line	Read Level	Antenna Factor	Path Loss	Preamp Factor	Ant Pos	Table Pos	Peak Avg.	Pol.
0		(MHz)	(dBμV/m)	(dB)	(dBμV/m)	(dBμV)	(dB/m)	(dB)	(dB)	(cm)	(deg)	(P/A)	(H/V)
802.11ac VHT80 CH 58 5290MHz		10580	44.39	-23.81	68.2	50.37	39.7	15.39	61.07	100	0	P	H
		15870	44.22	-29.78	74	48.16	37.32	19.04	60.3	100	0	P	H
													H
													H
		10580	44.36	-23.84	68.2	50.34	39.7	15.39	61.07	100	0	P	V
		15870	44.35	-29.65	74	48.29	37.32	19.04	60.3	100	0	P	V
													V
													V
Remark	1. No other spurious found. 2. All results are PASS against Peak and Average limit line.												

Band 3 - 5470~5725MHz

WIFI 802.11a (Band Edge @ 3m)

WIFI	Note	Frequency	Level	Over	Limit	Read	Antenna	Path	Preamp	Ant	Table	Peak	Pol.
Ant.				Limit	Line	Level	Factor	Loss	Factor	Pos	Pos	Avg.	
0		(MHz)	(dBμV/m)	(dB)	(dBμV/m)	(dBμV)	(dB/m)	(dB)	(dB)	(cm)	(deg)	(P/A)	(H/V)
802.11a CH 100 5500MHz		5435.76	51.8	-22.2	74	43.37	31.67	9.87	33.11	223	123	P	H
		5470	56.3	-11.9	68.2	47.73	31.78	9.9	33.11	223	123	P	H
		5460	44.05	-9.95	54	35.53	31.74	9.89	33.11	223	123	A	H
	*	5500	111.32	-	-	102.6	31.9	9.93	33.11	223	123	P	H
	*	5500	101.51	-	-	92.79	31.9	9.93	33.11	223	123	A	H
													H
		5459.98	50.27	-23.73	74	41.75	31.74	9.89	33.11	397	79	P	V
		5470	55.02	-13.18	68.2	46.45	31.78	9.9	33.11	397	79	P	V
		5460	41.22	-12.78	54	32.7	31.74	9.89	33.11	397	79	A	V
	*	5500	108.2	-	-	99.48	31.9	9.93	33.11	397	79	P	V
	*	5500	100.73	-	-	92.01	31.9	9.93	33.11	397	79	A	V
													V
802.11a CH 116 5580MHz		5455.12	51.57	-22.43	74	43.07	31.72	9.89	33.11	233	181	P	H
		5460.4	51.39	-16.81	68.2	42.87	31.74	9.89	33.11	233	181	P	H
		5459.92	42.8	-11.2	54	34.28	31.74	9.89	33.11	233	181	A	H
	*	5580	115.39	-	-	106.73	31.8	10	33.14	233	181	P	H
	*	5580	107.07	-	-	98.41	31.8	10	33.14	233	181	A	H
		5754.92	50.84	-17.36	68.2	41.68	32.11	10.24	33.19	233	181	P	H
		5454.88	48.89	-25.11	74	40.39	31.72	9.89	33.11	375	104	P	V
		5469.28	48.8	-19.4	68.2	40.23	31.78	9.9	33.11	375	104	P	V
		5459.92	40.08	-13.92	54	31.56	31.74	9.89	33.11	375	104	A	V
	*	5580	109.85	-	-	101.19	31.8	10	33.14	375	104	P	V
	*	5580	101.87	-	-	93.21	31.8	10	33.14	375	104	A	V
		5727.83	49.52	-18.68	68.2	40.44	32.06	10.2	33.18	375	104	P	V

802.11a CH 140 5700MHz	*	5700	109.11	-	-	100.12	32	10.16	33.17	227	121	P	H
	*	5700	101.74	-	-	92.75	32	10.16	33.17	227	121	A	H
		5726.68	56.21	-11.99	68.2	47.14	32.05	10.2	33.18	227	121	P	H
													H
													H
													H
	*	5700	105.52	-	-	96.53	32	10.16	33.17	399	70	P	V
	*	5700	98.02	-	-	89.03	32	10.16	33.17	399	70	A	V
		5726.52	53.91	-14.29	68.2	44.84	32.05	10.2	33.18	399	70	P	V
													V
													V
													V
Remark	1. No other spurious found. 2. All results are PASS against Peak and Average limit line.												

Band 3 - 5470~5725MHz

WIFI 802.11a (Harmonic @ 3m)

WIFI Ant.	Note	Frequency	Level	Over Limit	Limit Line	Read Level	Antenna Factor	Path Loss	Preamp Factor	Ant Pos	Table Pos	Peak Avg.	Pol.
0		(MHz)	(dBμV/m)	(dB)	(dBμV/m)	(dBμV)	(dB/m)	(dB)	(dB)	(cm)	(deg)	(P/A)	(H/V)
802.11a CH 100 5500MHz		11000	57.17	-16.83	74	62.95	40	15.62	61.4	200	225	P	H
		11000	45.61	-8.39	54	51.39	40	15.62	61.4	200	225	A	H
		16500	44.79	-23.41	68.2	46.04	38.7	19.55	59.5	100	0	P	H
													H
		11000	48.86	-25.14	74	54.64	40	15.62	61.4	100	0	P	V
		16500	45.48	-22.72	68.2	46.73	38.7	19.55	59.5	100	0	P	V
													V
													V
802.11a CH 116 5580MHz		11160	53.99	-20.01	74	60.19	39.48	15.72	61.4	265	232	P	H
		11160	43.02	-10.98	54	49.22	39.48	15.72	61.4	265	232	A	H
		16740	48.47	-19.73	68.2	48.06	39.56	19.77	58.92	100	0	P	H
													H
		11160	49.27	-24.73	74	55.47	39.48	15.72	61.4	100	0	P	V
		16740	47.15	-21.05	68.2	46.74	39.56	19.77	58.92	100	0	P	V
													V
													V
802.11a CH 140 5700MHz		11400	47.3	-26.7	74	53.14	39.7	15.86	61.4	100	0	P	H
		17100	52.52	-15.68	68.2	50.28	40.1	20.1	57.96	100	0	P	H
													H
													H
		11400	46.76	-27.24	74	52.6	39.7	15.86	61.4	100	0	P	V
		17100	51.45	-16.75	68.2	49.21	40.1	20.1	57.96	100	0	P	V
													V
													V
Remark	1. No other spurious found. 2. All results are PASS against Peak and Average limit line.												

Band 3 - 5470~5725MHz

WIFI 802.11n HT20 (Band Edge @ 3m)

WIFI Ant.	Note	Frequency	Level	Over Limit	Limit Line	Read Level	Antenna Factor	Path Loss	Preamp Factor	Ant Pos	Table Pos	Peak Avg.	Pol.
0		(MHz)	(dBμV/m)	(dB)	(dBμV/m)	(dBμV)	(dB/m)	(dB)	(dB)	(cm)	(deg)	(P/A)	(H/V)
802.11n HT20 CH 100 5500MHz		5446.48	53.01	-20.99	74	44.55	31.69	9.88	33.11	224	124	P	H
		5470	57.45	-10.75	68.2	48.88	31.78	9.9	33.11	224	124	P	H
		5459.92	45.85	-8.15	54	37.33	31.74	9.89	33.11	224	124	A	H
	*	5500	112.37	-	-	103.65	31.9	9.93	33.11	224	124	P	H
	*	5500	104.93	-	-	96.21	31.9	9.93	33.11	224	124	A	H
													H
		5435.6	50.37	-23.63	74	41.94	31.67	9.87	33.11	396	81	P	V
		5468.4	55.36	-12.84	68.2	46.8	31.77	9.9	33.11	396	81	P	V
		5460	42.77	-11.23	54	34.25	31.74	9.89	33.11	396	81	A	V
	*	5500	108.57	-	-	99.85	31.9	9.93	33.11	396	81	P	V
	*	5500	100.99	-	-	92.27	31.9	9.93	33.11	396	81	A	V
													V
802.11n HT20 CH 116 5580MHz		5448.16	50.92	-23.08	74	42.45	31.7	9.88	33.11	233	181	P	H
		5460.16	50.37	-17.83	68.2	41.85	31.74	9.89	33.11	233	181	P	H
		5459.92	42	-12	54	33.48	31.74	9.89	33.11	233	181	A	H
	*	5580	113.57	-	-	104.91	31.8	10	33.14	233	181	P	H
	*	5580	105.37	-	-	96.71	31.8	10	33.14	233	181	A	H
		5737.595	50.26	-17.94	68.2	41.16	32.08	10.21	33.19	233	181	P	H
		5453.68	48.76	-25.24	74	40.27	31.71	9.89	33.11	375	104	P	V
		5467.12	48.45	-19.75	68.2	39.89	31.77	9.9	33.11	375	104	P	V
		5459.92	39.79	-14.21	54	31.27	31.74	9.89	33.11	375	104	A	V
	*	5580	108.27	-	-	99.61	31.8	10	33.14	375	104	P	V
	*	5580	100.17	-	-	91.51	31.8	10	33.14	375	104	A	V
		5758.385	49.5	-18.7	68.2	40.33	32.12	10.24	33.19	375	104	P	V

802.11n HT20 CH 140 5700MHz	*	5700	112.74	-	-	103.4	32	10.51	33.17	213	178	P	H
	*	5700	105.64	-	-	96.3	32	10.51	33.17	213	178	A	H
		5725.08	66.97	-1.23	68.2	57.57	32.05	10.53	33.18	213	178	P	H
													H
													H
													H
	*	5700	105.8	-	-	96.46	32	10.51	33.17	326	263	P	V
	*	5700	98.81	-	-	89.47	32	10.51	33.17	326	263	A	V
		5726.68	58.39	-9.81	68.2	48.99	32.05	10.53	33.18	326	263	P	V
													V
													V
													V
Remark	1. No other spurious found. 2. All results are PASS against Peak and Average limit line.												

Band 3 - 5470~5725MHz

WIFI 802.11n HT20 (Harmonic @ 3m)

WIFI Ant.	Note	Frequency	Level	Over Limit	Limit Line	Read Level	Antenna Factor	Path Loss	Preamp Factor	Ant Pos	Table Pos	Peak Avg.	Pol.
0		(MHz)	(dBμV/m)	(dB)	(dBμV/m)	(dBμV)	(dB/m)	(dB)	(dB)	(cm)	(deg)	(P/A)	(H/V)
802.11n HT20 CH 100 5500MHz		11000	45.53	-28.47	74	51.11	40	15.82	61.4	100	0	P	H
		16500	45.97	-22.23	68.2	46.77	38.7	20	59.5	100	0	P	H
													H
													H
		11000	46.46	-27.54	74	52.04	40	15.82	61.4	100	0	P	V
		16500	46.21	-21.99	68.2	47.01	38.7	20	59.5	100	0	P	V
													V
													V
802.11n HT20 CH 116 5580MHz		11160	53.36	-20.64	74	59.56	39.48	15.72	61.4	198	172	P	H
		11160	42.98	-11.02	54	49.18	39.48	15.72	61.4	198	172	A	H
		16740	46.46	-21.74	68.2	46.05	39.56	19.77	58.92	100	0	P	H
													H
		11160	47.99	-26.01	74	54.19	39.48	15.72	61.4	100	0	P	V
		16740	46.09	-22.11	68.2	45.68	39.56	19.77	58.92	100	0	P	V
													V
													V
802.11n HT20 CH 140 5700MHz		11400	46.37	-27.63	74	52.21	39.7	15.86	61.4	100	0	P	H
		17100	49.26	-18.94	68.2	47.02	40.1	20.1	57.96	100	0	P	H
													H
													H
		11400	46.29	-27.71	74	52.13	39.7	15.86	61.4	100	0	P	V
		17100	50.41	-17.79	68.2	48.17	40.1	20.1	57.96	100	0	P	V
													V
													V
Remark	1. No other spurious found. 2. All results are PASS against Peak and Average limit line.												

Band 3 - 5470~5725MHz

WIFI 802.11n HT40 (Band Edge @ 3m)

WIFI Ant.	Note	Frequency	Level	Over Limit	Limit Line	Read Level	Antenna Factor	Path Loss	Preamp Factor	Ant Pos	Table Pos	Peak Avg.	Pol.
0		(MHz)	(dBμV/m)	(dB)	(dBμV/m)	(dBμV)	(dB/m)	(dB)	(dB)	(cm)	(deg)	(P/A)	(H/V)
802.11n HT40 CH 102 5510MHz		5454.64	58.61	-15.39	74	50.11	31.72	9.89	33.11	247	176	P	H
		5468.32	67.3	-0.9	68.2	58.74	31.77	9.9	33.11	247	176	P	H
		5459.92	47.67	-6.33	54	39.15	31.74	9.89	33.11	247	176	A	H
	*	5510	107.03	-	-	98.32	31.88	9.94	33.11	247	176	P	H
	*	5510	100.04	-	-	91.33	31.88	9.94	33.11	247	176	A	H
		5730.665	50.91	-17.29	68.2	41.83	32.06	10.2	33.18	247	176	P	H
		5456.8	55.46	-18.54	74	46.95	31.73	9.89	33.11	344	87	P	V
		5469.28	62.57	-5.63	68.2	54	31.78	9.9	33.11	344	87	P	V
		5459.92	43.11	-10.89	54	34.59	31.74	9.89	33.11	344	87	A	V
	*	5510	103.14	-	-	94.43	31.88	9.94	33.11	344	87	P	V
	*	5510	95.33	-	-	86.62	31.88	9.94	33.11	344	87	A	V
		5735.705	50.25	-17.95	68.2	41.16	32.07	10.21	33.19	344	87	P	V
802.11n HT40 CH 110 5550MHz		5455.6	52.09	-21.91	74	43.59	31.72	9.89	33.11	211	180	P	H
		5467.84	52.99	-15.21	68.2	44.43	31.77	9.9	33.11	211	180	P	H
		5459.44	43.14	-10.86	54	34.62	31.74	9.89	33.11	211	180	A	H
	*	5550	110.11	-	-	101.46	31.8	9.98	33.13	211	180	P	H
	*	5550	101.85	-	-	93.2	31.8	9.98	33.13	211	180	A	H
		5735.705	50.1	-18.1	68.2	41.01	32.07	10.21	33.19	211	180	P	H
		5425.12	50.4	-23.6	74	42	31.65	9.86	33.11	400	78	P	V
		5469.04	50.64	-17.56	68.2	42.07	31.78	9.9	33.11	400	78	P	V
		5459.92	40.66	-13.34	54	32.14	31.74	9.89	33.11	400	78	A	V
	*	5550	106.15	-	-	97.5	31.8	9.98	33.13	400	78	P	V
	*	5550	97.45	-	-	88.8	31.8	9.98	33.13	400	78	A	V
		5763.11	50.01	-18.19	68.2	40.82	32.13	10.25	33.19	400	78	P	V

802.11n HT40 CH 134 5670MHz		5458.85	51.48	-22.52	74	42.96	31.74	9.89	33.11	237	181	P	H
		5469.35	52.37	-15.83	68.2	43.8	31.78	9.9	33.11	237	181	P	H
		5459.9	41.14	-12.86	54	32.62	31.74	9.89	33.11	237	181	A	H
	*	5670	112.17	-	-	103.39	31.82	10.12	33.16	237	181	P	H
	*	5670	104.5	-	-	95.72	31.82	10.12	33.16	237	181	A	H
		5729.65	61.89	-6.31	68.2	52.81	32.06	10.2	33.18	237	181	P	H
		5425.6	50.13	-23.87	74	41.73	31.65	9.86	33.11	400	79	P	V
		5460.25	48.85	-19.35	68.2	40.33	31.74	9.89	33.11	400	79	P	V
		5450.8	39.69	-14.31	54	31.21	31.7	9.89	33.11	400	79	A	V
	*	5670	105.58	-	-	96.8	31.82	10.12	33.16	400	79	P	V
	*	5670	98.35	-	-	89.57	31.82	10.12	33.16	400	79	A	V
		5726.15	58.53	-9.67	68.2	49.46	32.05	10.2	33.18	400	79	P	V
Remark	1. No other spurious found. 2. All results are PASS against Peak and Average limit line.												

Band 3 - 5470~5725MHz

WIFI 802.11n HT40 (Harmonic @ 3m)

WIFI Ant.	Note	Frequency	Level	Over Limit	Limit Line	Read Level	Antenna Factor	Path Loss	Preamp Factor	Ant Pos	Table Pos	Peak Avg.	Pol.
0		(MHz)	(dBμV/m)	(dB)	(dBμV/m)	(dBμV)	(dB/m)	(dB)	(dB)	(cm)	(deg)	(P/A)	(H/V)
802.11n HT40 CH 102 5510MHz		11020	46.89	-27.11	74	52.73	39.92	15.64	61.4	100	0	P	H
		16530	44.44	-23.76	68.2	45.52	38.76	19.58	59.42	100	0	P	H
													H
													H
		11020	47.24	-26.76	74	53.08	39.92	15.64	61.4	100	0	P	V
		16530	45.64	-22.56	68.2	46.72	38.76	19.58	59.42	100	0	P	V
													V
													V
802.11n HT40 CH 110 5550MHz		11100	46.72	-27.28	74	52.84	39.6	15.68	61.4	100	0	P	H
		16650	44.11	-24.09	68.2	44.5	39.05	19.69	59.13	100	0	P	H
													H
													H
		11100	46.14	-27.86	74	52.26	39.6	15.68	61.4	100	0	P	V
		16650	44.88	-23.32	68.2	45.27	39.05	19.69	59.13	100	0	P	V
													V
													V
802.11n HT40 CH 134 5670MHz		11340	45.21	-28.79	74	51.21	39.58	15.82	61.4	100	0	P	H
		17010	45.03	-23.17	68.2	43.25	40.01	20.01	58.24	100	0	P	H
													H
													H
		11340	44.86	-29.14	74	50.86	39.58	15.82	61.4	100	0	P	V
		17010	46.46	-21.74	68.2	44.68	40.01	20.01	58.24	100	0	P	V
													V
													V
Remark	1. No other spurious found. 2. All results are PASS against Peak and Average limit line.												

Band 3 - 5470~5725MHz

WIFI 802.11ac VHT80 (Band Edge @ 3m)

WIFI Ant.	Note	Frequency	Level	Over Limit	Limit Line	Read Level	Antenna Factor	Path Loss	Preamp Factor	Ant Pos	Table Pos	Peak Avg.	Pol.
0		(MHz)	(dBµV/m)	(dB)	(dBµV/m)	(dBµV)	(dB/m)	(dB)	(dB)	(cm)	(deg)	(P/A)	(H/V)
802.11ac VHT80 CH 106 5530MHz		5456.8	63.28	-10.72	74	54.42	31.73	10.24	33.11	225	182	P	H
		5463.28	65.68	-2.52	68.2	56.79	31.75	10.25	33.11	225	182	P	H
		5459.92	52.54	-1.46	54	43.67	31.74	10.24	33.11	225	182	A	H
	*	5530	104.15	-	-	95.08	31.84	10.35	33.12	225	182	P	H
	*	5530	95.72	-	-	86.65	31.84	10.35	33.12	225	182	A	H
		5759.645	49.63	-18.57	68.2	40.15	32.12	10.55	33.19	225	182	P	H
		5454.4	55.51	-18.49	74	46.67	31.72	10.23	33.11	323	85	P	V
		5460.64	58.35	-9.85	68.2	49.48	31.74	10.24	33.11	323	85	P	V
		5459.68	44.74	-9.26	54	35.87	31.74	10.24	33.11	323	85	A	V
	*	5530	102	-	-	92.93	31.84	10.35	33.12	323	85	P	V
	*	5530	92.36	-	-	83.29	31.84	10.35	33.12	323	85	A	V
		5731.61	48.86	-19.34	68.2	39.45	32.06	10.53	33.18	323	85	P	V
802.11ac VHT80 CH 122 5610MHz		5458.5	51.84	-22.16	74	43.33	31.73	9.89	33.11	246	180	P	H
		5463.75	53.11	-15.09	68.2	44.56	31.76	9.9	33.11	246	180	P	H
		5459.9	43.66	-10.34	54	35.14	31.74	9.89	33.11	246	180	A	H
	*	5610	107.86	-	-	99.2	31.78	10.03	33.15	246	180	P	H
	*	5610	98.74	-	-	90.08	31.78	10.03	33.15	246	180	A	H
		5726.325	55.08	-13.12	68.2	46.01	32.05	10.2	33.18	246	180	P	H
		5458.85	49.66	-24.34	74	41.14	31.74	9.89	33.11	390	79	P	V
		5461.65	49.96	-18.24	68.2	41.42	31.75	9.9	33.11	390	79	P	V
		5459.9	41.15	-12.85	54	32.63	31.74	9.89	33.11	390	79	A	V
	*	5610	101.63	-	-	92.97	31.78	10.03	33.15	390	79	P	V
	*	5610	93.19	-	-	84.53	31.78	10.03	33.15	390	79	A	V
		5739.975	50.69	-17.51	68.2	41.58	32.08	10.22	33.19	390	79	P	V
Remark	1. No other spurious found. 2. All results are PASS against Peak and Average limit line.												

Band 3 5470~5725MHz

WIFI 802.11ac VHT80 (Harmonic @ 3m)

WIFI Ant.	Note	Frequency	Level	Over Limit	Limit Line	Read Level	Antenna Factor	Path Loss	Preamp Factor	Ant Pos	Table Pos	Peak Avg.	Pol.
0		(MHz)	(dBμV/m)	(dB)	(dBμV/m)	(dBμV)	(dB/m)	(dB)	(dB)	(cm)	(deg)	(P/A)	(H/V)
802.11ac VHT80 CH 106 5530MHz		11060	46.77	-27.23	74	52.75	39.76	15.66	61.4	100	0	P	H
		16590	45	-23.2	68.2	45.77	38.88	19.64	59.29	100	0	P	H
													H
													H
		11060	46.75	-27.25	74	52.73	39.76	15.66	61.4	100	0	P	V
		16590	45.48	-22.72	68.2	46.25	38.88	19.64	59.29	100	0	P	V
													V
													V
802.11ac VHT80 CH 122 5610MHz		11220	46.37	-27.63	74	52.6	39.42	15.75	61.4	100	0	P	H
		16830	45.52	-22.68	68.2	44.34	40.04	19.85	58.71	100	0	P	H
													H
													H
		11220	46.9	-27.1	74	53.13	39.42	15.75	61.4	100	0	P	V
		16830	46.36	-21.84	68.2	45.18	40.04	19.85	58.71	100	0	P	V
													V
													V
Remark	1. No other spurious found. 2. All results are PASS against Peak and Average limit line.												

Band 3 - Straddle Channel

WIFI 802.11a (Band Edge @ 3m)

WIFI	Note	Frequency	Level	Over	Limit	Read	Antenna	Path	Preamp	Ant	Table	Peak	Pol.
Ant.				Limit	Line	Level	Factor	Loss	Factor	Pos	Pos	Avg.	
0		(MHz)	(dBµV/m)	(dB)	(dBµV/m)	(dBµV)	(dB/m)	(dB)	(dB)	(cm)	(deg)	(P/A)	(H/V)
802.11a CH 144 5720MHz		5448.28	48.99	-25.01	74	40.52	31.7	9.88	33.11	247	178	P	H
		5460.37	49.28	-18.92	68.2	40.76	31.74	9.89	33.11	247	178	P	H
		5459.98	40.42	-13.58	54	31.9	31.74	9.89	33.11	247	178	A	H
	*	5720	112.15	-	-	103.1	32.04	10.19	33.18	247	178	P	H
	*	5720	103.95	-	-	94.9	32.04	10.19	33.18	247	178	A	H
		5889	50.86	-17.34	68.2	41.23	32.46	10.4	33.23	247	178	P	H
		5360.14	48.84	-25.16	74	40.77	31.36	9.82	33.11	397	75	P	V
		5465.83	48.31	-19.89	68.2	39.76	31.76	9.9	33.11	397	75	P	V
		5459.2	39.41	-14.59	54	30.89	31.74	9.89	33.11	397	75	A	V
	*	5720	106.75	-	-	97.7	32.04	10.19	33.18	397	75	P	V
	*	5720	98.45	-	-	89.4	32.04	10.19	33.18	397	75	A	V
		5923.5	50.88	-17.32	68.2	41.14	32.55	10.44	33.25	397	75	P	V
Remark	1. No other spurious found. 2. All results are PASS against Peak and Average limit line.												

Band 3 - Straddle Channel

WIFI 802.11a (Harmonic @ 3m)

WIFI Ant.	Note	Frequency	Level	Over Limit	Limit Line	Read Level	Antenna Factor	Path Loss	Preamp Factor	Ant Pos	Table Pos	Peak Avg.	Pol.
0		(MHz)	(dBμV/m)	(dB)	(dBμV/m)	(dBμV)	(dB/m)	(dB)	(dB)	(cm)	(deg)	(P/A)	(H/V)
802.11a CH 144 5720MHz		11440	48.5	-25.5	74	54.32	39.7	15.88	61.4	100	0	P	H
		17160	51.59	-16.61	68.2	48.89	40.28	20.15	57.73	100	0	P	H
													H
													H
		11440	46.39	-27.61	74	52.21	39.7	15.88	61.4	100	0	P	V
		17160	51.92	-16.28	68.2	49.22	40.28	20.15	57.73	100	0	P	V
													V
													V
Remark	1. No other spurious found. 2. All results are PASS against Peak and Average limit line.												

Band 3 - Straddle Channel

WIFI 802.11n HT20 (Band Edge @ 3m)

WIFI Ant.	Note	Frequency	Level	Over Limit	Limit Line	Read Level	Antenna Factor	Path Loss	Preamp Factor	Ant Pos	Table Pos	Peak Avg.	Pol.
0		(MHz)	(dBμV/m)	(dB)	(dBμV/m)	(dBμV)	(dB/m)	(dB)	(dB)	(cm)	(deg)	(P/A)	(H/V)
802.11n HT20 CH 144 5720MHz		5423.71	49.94	-24.06	74	41.54	31.65	9.86	33.11	247	179	P	H
		5467	50.08	-18.12	68.2	41.52	31.77	9.9	33.11	247	179	P	H
		5458.03	40.54	-13.46	54	32.03	31.73	9.89	33.11	247	179	A	H
	*	5720	114.27	-	-	105.22	32.04	10.19	33.18	247	179	P	H
	*	5720	106.45	-	-	97.4	32.04	10.19	33.18	247	179	A	H
		5851.75	52.01	-16.19	68.2	42.56	32.31	10.36	33.22	247	179	P	H
		5454.91	48.81	-25.19	74	40.31	31.72	9.89	33.11	397	75	P	V
		5461.93	48.44	-19.76	68.2	39.9	31.75	9.9	33.11	397	75	P	V
		5459.98	39.43	-14.57	54	30.91	31.74	9.89	33.11	397	75	A	V
	*	5720	109.45	-	-	100.4	32.04	10.19	33.18	397	75	P	V
	*	5720	101.15	-	-	92.1	32.04	10.19	33.18	397	75	A	V
		5851.25	50.51	-17.69	68.2	41.06	32.31	10.36	33.22	397	75	P	V
Remark	1. No other spurious found. 2. All results are PASS against Peak and Average limit line.												

Band 3 - Straddle Channel

WIFI 802.11n HT20 (Harmonic @ 3m)

WIFI Ant.	Note	Frequency	Level	Over Limit	Limit Line	Read Level	Antenna Factor	Path Loss	Preamp Factor	Ant Pos	Table Pos	Peak Avg.	Pol.
0		(MHz)	(dBμV/m)	(dB)	(dBμV/m)	(dBμV)	(dB/m)	(dB)	(dB)	(cm)	(deg)	(P/A)	(H/V)
802.11n HT20 CH 144 5720MHz		11440	47.72	-26.28	74	53.54	39.7	15.88	61.4	100	0	P	H
		17160	49.66	-18.54	68.2	46.96	40.28	20.15	57.73	100	0	P	H
													H
													H
		11440	46.37	-27.63	74	52.19	39.7	15.88	61.4	100	0	P	V
		17160	50.67	-17.53	68.2	47.97	40.28	20.15	57.73	100	0	P	V
													V
													V
Remark	1. No other spurious found. 2. All results are PASS against Peak and Average limit line.												

Band 3 - Straddle Channel

WIFI 802.11n HT40 (Band Edge @ 3m)

WIFI Ant.	Note	Frequency	Level	Over Limit	Limit Line	Read Level	Antenna Factor	Path Loss	Preamp Factor	Ant Pos	Table Pos	Peak Avg.	Pol.
0		(MHz)	(dBμV/m)	(dB)	(dBμV/m)	(dBμV)	(dB/m)	(dB)	(dB)	(cm)	(deg)	(P/A)	(H/V)
802.11n HT40 CH 142 5710MHz		5445.94	50.33	-23.67	74	41.87	31.69	9.88	33.11	256	181	P	H
		5463.88	50.68	-17.52	68.2	42.13	31.76	9.9	33.11	256	181	P	H
		5459.59	40.6	-13.4	54	32.08	31.74	9.89	33.11	256	181	A	H
	*	5710	111.54	-	-	102.53	32.02	10.17	33.18	256	181	P	H
	*	5710	104.09	-	-	95.08	32.02	10.17	33.18	256	181	A	H
		5856	51.2	-17	68.2	41.74	32.32	10.36	33.22	256	181	P	H
		5451.79	47.96	-26.04	74	39.47	31.71	9.89	33.11	395	79	P	V
		5468.56	48.63	-19.57	68.2	40.07	31.77	9.9	33.11	395	79	P	V
		5454.13	39.67	-14.33	54	31.17	31.72	9.89	33.11	395	79	A	V
	*	5710	105.5	-	-	96.49	32.02	10.17	33.18	395	79	P	V
	*	5710	98.15	-	-	89.14	32.02	10.17	33.18	395	79	A	V
		5899.75	49.68	-18.52	68.2	40.01	32.5	10.41	33.24	395	79	P	V
Remark	1. No other spurious found. 2. All results are PASS against Peak and Average limit line.												

Band 3 - Straddle Channel

WIFI 802.11n HT40 (Harmonic @ 3m)

WIFI Ant.	Note	Frequency	Level	Over Limit	Limit Line	Read Level	Antenna Factor	Path Loss	Preamp Factor	Ant Pos	Table Pos	Peak Avg.	Pol.
0		(MHz)	(dBμV/m)	(dB)	(dBμV/m)	(dBμV)	(dB/m)	(dB)	(dB)	(cm)	(deg)	(P/A)	(H/V)
802.11n HT40 CH 142 5710MHz		11420	45.89	-28.11	74	51.72	39.7	15.87	61.4	100	0	P	H
		17130	45.54	-22.66	68.2	43.08	40.19	20.12	57.85	100	0	P	H
													H
													H
		11420	45.92	-28.08	74	51.75	39.7	15.87	61.4	100	0	P	V
		17130	47.27	-20.93	68.2	44.81	40.19	20.12	57.85	100	0	P	V
													V
													V

Remark

1. No other spurious found.
2. All results are PASS against Peak and Average limit line.

Band 3 - Straddle Channel

WIFI 802.11ac VHT80 (Band Edge @ 3m)

WIFI Ant.	Note	Frequency	Level	Over Limit	Limit Line	Read Level	Antenna Factor	Path Loss	Preamp Factor	Ant Pos	Table Pos	Peak Avg.	Pol.
0		(MHz)	(dBµV/m)	(dB)	(dBµV/m)	(dBµV)	(dB/m)	(dB)	(dB)	(cm)	(deg)	(P/A)	(H/V)
802.11ac VHT80 CH 138 5690MHz		5444.77	50.23	-23.77	74	41.77	31.69	9.88	33.11	227	179	P	H
		5464.66	50.37	-17.83	68.2	41.82	31.76	9.9	33.11	227	179	P	H
		5459.2	41.46	-12.54	54	32.94	31.74	9.89	33.11	227	179	A	H
	*	5690	107.42	-	-	98.5	31.94	10.15	33.17	227	179	P	H
	*	5690	99.32	-	-	90.4	31.94	10.15	33.17	227	179	A	H
		5853	51.65	-16.55	68.2	42.2	32.31	10.36	33.22	227	179	P	H
		5434.63	49.6	-24.4	74	41.17	31.67	9.87	33.11	400	84	P	V
		5468.95	49.8	-18.4	68.2	41.23	31.78	9.9	33.11	400	84	P	V
		5459.98	40.05	-13.95	54	31.53	31.74	9.89	33.11	400	84	A	V
	*	5690	102.42	-	-	93.5	31.94	10.15	33.17	400	84	P	V
	*	5690	94.02	-	-	85.1	31.94	10.15	33.17	400	84	A	V
		5891.5	49.86	-18.34	68.2	40.23	32.47	10.4	33.24	400	84	P	V
Remark	1. No other spurious found. 2. All results are PASS against Peak and Average limit line.												

Band 3 - Straddle Channel

WIFI 802.11ac VHT80 (Harmonic @ 3m)

WIFI Ant.	Note	Frequency	Level	Over Limit	Limit Line	Read Level	Antenna Factor	Path Loss	Preamp Factor	Ant Pos	Table Pos	Peak Avg.	Pol.
0		(MHz)	(dBμV/m)	(dB)	(dBμV/m)	(dBμV)	(dB/m)	(dB)	(dB)	(cm)	(deg)	(P/A)	(H/V)
802.11ac VHT80 CH 138 5690MHz		11380	45.57	-28.43	74	51.46	39.66	15.85	61.4	100	0	P	H
		17070	46.08	-22.12	68.2	44.01	40.07	20.07	58.07	100	0	P	H
													H
													H
		11380	46.58	-27.42	74	52.47	39.66	15.85	61.4	100	0	P	V
		17070	47.48	-20.72	68.2	45.41	40.07	20.07	58.07	100	0	P	V
													V
													V
Remark	1. No other spurious found. 2. All results are PASS against Peak and Average limit line.												

Emission below 1GHz

WIFI 802.11n HT40 (LF @ 3m)

WIFI	Note	Frequency	Level	Over	Limit	Read	Antenna	Path	Preamp	Ant	Table	Peak	Pol.
Ant.				Limit	Line	Level	Factor	Loss	Factor	Pos	Pos	Avg.	
0		(MHz)	(dBμV/m)	(dB)	(dBμV/m)	(dBμV)	(dB/m)	(dB)	(dB)	(cm)	(deg)	(P/A)	(H/V)
802.11n HT40 LF		71.31	31.96	-8.04	40	50.96	12.15	1.2	32.35	-	-	P	H
		132.06	34.66	-8.84	43.5	48.14	17.26	1.55	32.29	-	-	P	H
		181.74	39.58	-3.92	43.5	55.21	14.73	1.89	32.25	200	301	Q	H
		181.74	42.51	-	-	58.14	14.73	1.89	32.25	200	301	P	H
		697.6	42.76	-3.24	46	44.85	26.58	3.46	32.13			P	H
		753.6	43.18	-2.82	46	43.67	27.85	3.66	32	100	339	Q	H
	*	753.6	46.81	-	-	47.3	27.85	3.66	32	100	339	P	H
		797	42.74	-3.26	46	42.71	28.17	3.75	31.89	100	16	Q	H
	*	797	46.7	-	-	46.67	28.17	3.75	31.89	100	16	P	H
													H
													H
													H
		71.31	36.51	-3.49	40	55.51	12.15	1.2	32.35	-	-	P	V
		132.06	34.93	-8.57	43.5	48.41	17.26	1.55	32.29	-	-	P	V
		180.12	40.21	-3.29	43.5	55.8	14.79	1.88	32.26	100	62	Q	V
	*	180.12	44.04	-	-	59.63	14.79	1.88	32.26	100	62	P	V
		699.7	41.21	-4.79	46	43.29	26.59	3.46	32.13	-	-	P	V
		748.7	41.63	-4.37	46	42.19	27.8	3.65	32.01	-	-	P	V
		798.4	39.57	-6.43	46	39.51	28.18	3.76	31.88	-	-	P	V
													V
													V
													V
													V
													V
Remark	1. No other spurious found. 2. All results are PASS against limit line.												

Band 1 - 5150~5250MHz

WIFI 802.11a (Band Edge @ 3m)

WIFI Ant. 1	Note	Frequency (MHz)	Level (dBμV/m)	Over Limit (dB)	Limit Line (dBμV/m)	Read Level (dBμV)	Antenna Factor (dB/m)	Path Loss (dB)	Preamp Factor (dB)	Ant Pos (cm)	Table Pos (deg)	Peak Avg. (P/A)	Pol. (H/V)
802.11a CH 36 5180MHz		5149.76	59.74	-14.26	74	50.93	31.9	10.03	33.12	200	184	P	H
		5150	50.74	-3.26	54	41.93	31.9	10.03	33.12	200	184	A	H
	*	5180	113.77	-	-	105.1	31.72	10.07	33.12	200	184	P	H
	*	5180	105.97	-	-	97.3	31.72	10.07	33.12	200	184	A	H
		5149.76	57.44	-16.56	74	48.63	31.9	10.03	33.12	381	77	P	V
		5150	46.76	-7.24	54	37.95	31.9	10.03	33.12	381	77	A	V
	*	5180	109.13	-	-	100.46	31.72	10.07	33.12	381	77	P	V
	*	5180	101.17	-	-	92.5	31.72	10.07	33.12	381	77	A	V
802.11a CH 44 5220MHz		5128.44	54.93	-19.07	74	46.54	31.86	9.65	33.12	234	184	P	H
		5143	45.48	-8.52	54	37.04	31.89	9.67	33.12	234	184	A	H
	*	5220	116.36	-	-	108.19	31.52	9.77	33.12	234	184	P	H
	*	5220	108.49	-	-	100.32	31.52	9.77	33.12	234	184	A	H
		5379.6	51.28	-22.72	74	43.08	31.48	9.83	33.11	234	184	P	H
		5350.08	42.14	-11.86	54	34.13	31.3	9.82	33.11	234	184	A	H
		5105.82	51.42	-22.58	74	43.11	31.81	9.62	33.12	385	75	P	V
		5100.1	42.54	-11.46	54	34.25	31.8	9.61	33.12	385	75	A	V
	*	5220	111.72	-	-	103.55	31.52	9.77	33.12	385	75	P	V
	*	5220	104.2	-	-	96.03	31.52	9.77	33.12	385	75	A	V
		5420.16	49.89	-24.11	74	41.5	31.64	9.86	33.11	385	75	P	V
		5458.8	39.44	-14.56	54	30.92	31.74	9.89	33.11	385	75	A	V

802.11a CH 48 5240MHz		5070.46	53.91	-20.09	74	45.78	31.68	9.57	33.12	244	183	P	H
		5145.86	45.15	-8.85	54	36.7	31.89	9.68	33.12	244	183	A	H
	*	5240	116.04	-	-	107.94	31.44	9.78	33.12	244	183	P	H
	*	5240	108.52	-	-	100.42	31.44	9.78	33.12	244	183	A	H
		5366.88	51.46	-22.54	74	43.34	31.4	9.83	33.11	244	183	P	H
		5352.24	42.87	-11.13	54	34.85	31.31	9.82	33.11	244	183	A	H
		5145.86	52.6	-21.4	74	44.15	31.89	9.68	33.12	384	74	P	V
		5120.12	42.21	-11.79	54	33.85	31.84	9.64	33.12	384	74	A	V
	*	5240	111.14	-	-	103.04	31.44	9.78	33.12	384	74	P	V
	*	5240	103.76	-	-	95.66	31.44	9.78	33.12	384	74	A	V
		5448.72	49.02	-24.98	74	40.55	31.7	9.88	33.11	384	74	P	V
		5352.24	39.48	-14.52	54	31.46	31.31	9.82	33.11	384	74	A	V
Remark	3. No other spurious found. 4. All results are PASS against Peak and Average limit line.												

Band 1 5150~5250MHz

WIFI 802.11a (Harmonic @ 3m)

WIFI Ant.	Note	Frequency	Level	Over Limit	Limit Line	Read Level	Antenna Factor	Path Loss	Preamp Factor	Ant Pos	Table Pos	Peak Avg.	Pol.
1		(MHz)	(dBμV/m)	(dB)	(dBμV/m)	(dBμV)	(dB/m)	(dB)	(dB)	(cm)	(deg)	(P/A)	(H/V)
802.11a CH 36 5180MHz		10360	44.68	-23.52	68.2	50.64	39.54	15.26	60.76	100	0	P	H
		15540	44.98	-29.02	74	48.35	38.3	18.9	60.57	100	0	P	H
		10360	45.14	-23.06	68.2	51.1	39.54	15.26	60.76	100	0	P	V
		15540	45.65	-28.35	74	49.02	38.3	18.9	60.57	100	0	P	V
802.11a CH 44 5220MHz		10440	45.65	-22.55	68.2	51.52	39.7	15.31	60.88	100	0	P	H
		15660	45.09	-28.91	74	48.92	37.7	18.95	60.48	100	0	P	H
		10440	45.16	-23.04	68.2	51.03	39.7	15.31	60.88	100	0	P	V
		15660	45.37	-28.63	74	49.2	37.7	18.95	60.48	100	0	P	V
802.11a CH 48 5240MHz		10480	45.6	-22.6	68.2	51.54	39.7	15.33	60.97	100	0	P	H
		15720	43.3	-30.7	74	47.22	37.52	18.98	60.42	100	0	P	H
		10480	44.58	-23.62	68.2	50.52	39.7	15.33	60.97	100	0	P	V
		15720	43.44	-30.56	74	47.36	37.52	18.98	60.42	100	0	P	V
Remark	3. No other spurious found. 4. All results are PASS against Peak and Average limit line.												

Band 1 5150~5250MHz

WIFI 802.11n HT20 (Band Edge @ 3m)

WIFI Ant.	Note	Frequency	Level	Over Limit	Limit Line	Read Level	Antenna Factor	Path Loss	Preamp Factor	Ant Pos	Table Pos	Peak Avg.	Pol.
1		(MHz)	(dBμV/m)	(dB)	(dBμV/m)	(dBμV)	(dB/m)	(dB)	(dB)	(cm)	(deg)	(P/A)	(H/V)
802.11n HT20 CH 36 5180MHz		5148.72	66.24	-7.76	74	57.78	31.9	9.68	33.12	246	182	P	H
		5150	53.08	-0.92	54	44.61	31.9	9.69	33.12	246	182	A	H
	*	5180	114.72	-	-	106.39	31.72	9.73	33.12	246	182	P	H
	*	5180	107.84	-	-	99.51	31.72	9.73	33.12	246	182	A	H
		5150	57.06	-16.94	74	48.59	31.9	9.69	33.12	400	77	P	V
		5150	46.94	-7.06	54	38.47	31.9	9.69	33.12	400	77	A	V
	*	5180	110.04	-	-	101.71	31.72	9.73	33.12	400	77	P	V
	*	5180	102.99	-	-	94.66	31.72	9.73	33.12	400	77	A	V
802.11n HT20 CH 44 5220MHz		5139.88	54.99	-19.01	74	46.56	31.88	9.67	33.12	234	183	P	H
		5145.34	45.66	-8.34	54	37.21	31.89	9.68	33.12	234	183	A	H
	*	5220	115.75	-	-	107.58	31.52	9.77	33.12	234	183	P	H
	*	5220	107.57	-	-	99.4	31.52	9.77	33.12	234	183	A	H
		5396.88	51.87	-22.13	74	43.56	31.58	9.84	33.11	234	183	P	H
		5350.32	42.29	-11.71	54	34.28	31.3	9.82	33.11	234	183	A	H
		5128.7	51.97	-22.03	74	43.58	31.86	9.65	33.12	385	73	P	V
		5099.84	42.5	-11.5	54	34.21	31.8	9.61	33.12	385	73	A	V
	*	5220	110.58	-	-	102.41	31.52	9.77	33.12	385	73	P	V
	*	5220	103.03	-	-	94.86	31.52	9.77	33.12	385	73	A	V
		5380.08	48.98	-25.02	74	40.78	31.48	9.83	33.11	385	73	P	V
		5459.28	39.48	-14.52	54	30.96	31.74	9.89	33.11	385	73	A	V

802.11n HT20 CH 48 5240MHz		5147.16	54.39	-19.61	74	45.94	31.89	9.68	33.12	241	185	P	H
		5143.52	45.38	-8.62	54	36.93	31.89	9.68	33.12	241	185	A	H
	*	5240	115.4	-	-	107.3	31.44	9.78	33.12	241	185	P	H
	*	5240	107.8	-	-	99.7	31.44	9.78	33.12	241	185	A	H
		5357.28	51.06	-22.94	74	43.01	31.34	9.82	33.11	241	185	P	H
		5351.52	42.8	-11.2	54	34.78	31.31	9.82	33.11	241	185	A	H
		5128.7	51.29	-22.71	74	42.9	31.86	9.65	33.12	382	74	P	V
		5128.18	42.61	-11.39	54	34.22	31.86	9.65	33.12	382	74	A	V
	*	5240	110.75	-	-	102.65	31.44	9.78	33.12	382	74	P	V
	*	5240	103.06	-	-	94.96	31.44	9.78	33.12	382	74	A	V
		5353.92	50.38	-23.62	74	42.35	31.32	9.82	33.11	382	74	P	V
		5368.32	39.52	-14.48	54	31.39	31.41	9.83	33.11	382	74	A	V
Remark	3. No other spurious found. 4. All results are PASS against Peak and Average limit line.												

Band 1 5150~5250MHz

WIFI 802.11n HT20 (Harmonic @ 3m)

WIFI Ant.	Note	Frequency	Level	Over Limit	Limit Line	Read Level	Antenna Factor	Path Loss	Preamp Factor	Ant Pos	Table Pos	Peak Avg.	Pol.
1		(MHz)	(dBµV/m)	(dB)	(dBµV/m)	(dBµV)	(dB/m)	(dB)	(dB)	(cm)	(deg)	(P/A)	(H/V)
802.11n		10360	45.11	-23.09	68.2	51.07	39.54	15.26	60.76	100	0	P	H
HT20		15540	44.56	-29.44	74	47.93	38.3	18.9	60.57	100	0	P	H
CH 36		10360	44.78	-23.42	68.2	50.74	39.54	15.26	60.76	100	0	P	V
5180MHz		15540	44.52	-29.48	74	47.89	38.3	18.9	60.57	100	0	P	V
802.11n		10440	45.25	-22.95	68.2	51.12	39.7	15.31	60.88	100	0	P	H
HT20		15660	44.22	-29.78	74	48.05	37.7	18.95	60.48	100	0	P	H
CH 44		10440	44.77	-23.43	68.2	50.64	39.7	15.31	60.88	100	0	P	V
5220MHz		15660	44.96	-29.04	74	48.79	37.7	18.95	60.48	100	0	P	V
802.11n		10480	45.21	-22.99	68.2	50.96	39.7	15.52	60.97	100	0	P	H
HT20		15720	44.38	-29.62	74	47.71	37.52	19.57	60.42	100	0	P	H
CH 48		10480	44.5	-23.7	68.2	50.25	39.7	15.52	60.97	100	0	P	V
5240MHz		15720	44.32	-29.68	74	47.65	37.52	19.57	60.42	100	0	P	V
Remark	3. No other spurious found. 4. All results are PASS against Peak and Average limit line.												

Band 1 5150~5250MHz

WIFI 802.11n HT40 (Band Edge @ 3m)

WIFI Ant.	Note	Frequency	Level	Over Limit	Limit Line	Read Level	Antenna Factor	Path Loss	Preamp Factor	Ant Pos	Table Pos	Peak Avg.	Pol.
1		(MHz)	(dBμV/m)	(dB)	(dBμV/m)	(dBμV)	(dB/m)	(dB)	(dB)	(cm)	(deg)	(P/A)	(H/V)
802.11n HT40 CH 38 5190MHz		5150	68.13	-5.87	74	59.66	31.9	9.69	33.12	225	186	P	H
		5150	52.31	-1.69	54	43.84	31.9	9.69	33.12	225	186	A	H
	*	5190	107.93	-	-	99.65	31.66	9.74	33.12	225	186	P	H
	*	5190	100.57	-	-	92.29	31.66	9.74	33.12	225	186	A	H
		5350.8	51.29	-22.71	74	43.28	31.3	9.82	33.11	225	186	P	H
		5350	40.32	-13.68	54	32.31	31.3	9.82	33.11	225	186	A	H
		5149.76	60.59	-13.41	74	52.13	31.9	9.68	33.12	398	75	P	V
		5150	45.81	-8.19	54	37.34	31.9	9.69	33.12	398	75	A	V
	*	5190	103.67	-	-	95.39	31.66	9.74	33.12	398	75	P	V
	*	5190	95.84	-	-	87.56	31.66	9.74	33.12	398	75	A	V
		5411.28	48.68	-25.32	74	40.32	31.62	9.85	33.11	398	75	P	V
		5459.72	39.06	-14.94	54	30.54	31.74	9.89	33.11	398	75	A	V
802.11n HT40 CH 46 5230MHz		5145.34	59.25	-14.75	74	50.8	31.89	9.68	33.12	245	185	P	H
		5150	48.91	-5.09	54	40.44	31.9	9.69	33.12	245	185	A	H
	*	5230	112.86	-	-	104.73	31.48	9.77	33.12	245	185	P	H
	*	5230	104.42	-	-	96.29	31.48	9.77	33.12	245	185	A	H
		5384.16	51.15	-22.85	74	42.93	31.5	9.83	33.11	245	185	P	H
		5350.08	42.47	-11.53	54	34.46	31.3	9.82	33.11	245	185	A	H
		5148.72	52.49	-21.51	74	44.03	31.9	9.68	33.12	387	75	P	V
		5150	44.05	-9.95	54	35.58	31.9	9.69	33.12	387	75	A	V
	*	5230	107.33	-	-	99.2	31.48	9.77	33.12	387	75	P	V
	*	5230	99.46	-	-	91.33	31.48	9.77	33.12	387	75	A	V
		5351.76	49.3	-24.7	74	41.28	31.31	9.82	33.11	387	75	P	V
		5459.52	39.41	-14.59	54	30.89	31.74	9.89	33.11	387	75	A	V
Remark	3. No other spurious found. 4. All results are PASS against Peak and Average limit line.												

Band 1 5150~5250MHz

WIFI 802.11n HT40 (Harmonic @ 3m)

WIFI Ant.	Note	Frequency	Level	Over Limit	Limit Line	Read Level	Antenna Factor	Path Loss	Preamp Factor	Ant Pos	Table Pos	Peak Avg.	Pol.
1		(MHz)	(dBμV/m)	(dB)	(dBμV/m)	(dBμV)	(dB/m)	(dB)	(dB)	(cm)	(deg)	(P/A)	(H/V)
802.11n		10380	45.64	-22.56	68.2	51.54	39.62	15.27	60.79	100	0	P	H
HT40		15570	44.36	-29.64	74	47.84	38.15	18.91	60.54	100	0	P	H
CH 38		10380	44.77	-23.43	68.2	50.67	39.62	15.27	60.79	100	0	P	V
5190MHz		15570	45.14	-28.86	74	48.62	38.15	18.91	60.54	100	0	P	V
802.11n		10460	44.8	-23.4	68.2	50.69	39.7	15.32	60.91	100	0	P	H
HT40		15690	43.64	-30.36	74	47.57	37.55	18.97	60.45	100	0	P	H
CH 46		10460	45	-23.2	68.2	50.89	39.7	15.32	60.91	100	0	P	V
5230MHz		15690	44	-30	74	47.93	37.55	18.97	60.45	100	0	P	V
Remark	3. No other spurious found. 4. All results are PASS against Peak and Average limit line.												

Band 1 5150~5250MHz

WIFI 802.11ac VHT80 (Band Edge @ 3m)

WIFI Ant.	Note	Frequency	Level	Over Limit	Limit Line	Read Level	Antenna Factor	Path Loss	Preamp Factor	Ant Pos	Table Pos	Peak Avg.	Pol.
1		(MHz)	(dBμV/m)	(dB)	(dBμV/m)	(dBμV)	(dB/m)	(dB)	(dB)	(cm)	(deg)	(P/A)	(H/V)
802.11ac VHT80 CH 42 5210MHz		5131.82	63.73	-10.27	74	55.33	31.86	9.66	33.12	225	185	P	H
		5149.76	52.61	-1.39	54	44.15	31.9	9.68	33.12	225	185	A	H
	*	5210	103.85	-	-	95.65	31.56	9.76	33.12	225	185	P	H
	*	5210	96.05	-	-	87.85	31.56	9.76	33.12	225	185	A	H
		5388.5	51.3	-22.7	74	43.04	31.53	9.84	33.11	225	185	P	H
		5350.02	40.75	-13.25	54	32.74	31.3	9.82	33.11	225	185	A	H
		5150	57.85	-16.15	74	49.38	31.9	9.69	33.12	395	78	P	V
		5147.16	46.53	-7.47	54	38.08	31.89	9.68	33.12	395	78	A	V
	*	5210	98.91	-	-	90.71	31.56	9.76	33.12	395	78	P	V
	*	5210	91.32	-	-	83.12	31.56	9.76	33.12	395	78	A	V
		5380.44	49.27	-24.73	74	41.07	31.48	9.83	33.11	395	78	P	V
		5460	38.99	-15.01	54	30.47	31.74	9.89	33.11	395	78	A	V
Remark	3. No other spurious found. 4. All results are PASS against Peak and Average limit line.												

Band 1 5150~5250MHz

WIFI 802.11ac VHT80 (Harmonic @ 3m)

WIFI Ant.	Note	Frequency	Level	Over Limit	Limit Line	Read Level	Antenna Factor	Path Loss	Preamp Factor	Ant Pos	Table Pos	Peak Avg.	Pol.
1		(MHz)	(dBμV/m)	(dB)	(dBμV/m)	(dBμV)	(dB/m)	(dB)	(dB)	(cm)	(deg)	(P/A)	(H/V)
802.11ac		10420	45.67	-22.53	68.2	51.52	39.7	15.3	60.85	100	0	P	H
VHT80		15630	44.27	-29.73	74	47.97	37.85	18.94	60.49	100	0	P	H
CH 42		10420	44.94	-23.26	68.2	50.79	39.7	15.3	60.85	100	0	P	V
5210MHz		15630	44.16	-29.84	74	47.86	37.85	18.94	60.49	100	0	P	V
Remark	3. No other spurious found. 4. All results are PASS against Peak and Average limit line.												

Band 2 - 5250~5350MHz

WIFI 802.11a (Band Edge @ 3m)

WIFI	Note	Frequency	Level	Over	Limit	Read	Antenna	Path	Preamp	Ant	Table	Peak	Pol.
Ant.				Limit	Line	Level	Factor	Loss	Factor	Pos	Pos	Avg.	
1		(MHz)	(dBμV/m)	(dB)	(dBμV/m)	(dBμV)	(dB/m)	(dB)	(dB)	(cm)	(deg)	(P/A)	(H/V)
802.11a CH 52 5260MHz		5134.64	54.3	-19.7	74	45.89	31.87	9.66	33.12	244	185	P	H
		5147.9	45.17	-8.83	54	36.71	31.9	9.68	33.12	244	185	A	H
	*	5260	115.49	-	-	107.44	31.38	9.78	33.11	244	185	P	H
	*	5260	107.99	-	-	99.94	31.38	9.78	33.11	244	185	A	H
		5359.68	53.17	-20.83	74	45.1	31.36	9.82	33.11	244	185	P	H
		5350.32	43.94	-10.06	54	35.93	31.3	9.82	33.11	244	185	A	H
		5125.12	50.7	-23.3	74	42.32	31.85	9.65	33.12	394	75	P	V
		5148.24	42.37	-11.63	54	33.91	31.9	9.68	33.12	394	75	A	V
	*	5260	110.62	-	-	102.57	31.38	9.78	33.11	394	75	P	V
	*	5260	103.17	-	-	95.12	31.38	9.78	33.11	394	75	A	V
		5451.84	50.55	-23.45	74	42.06	31.71	9.89	33.11	394	75	P	V
		5350.56	39.65	-14.35	54	31.64	31.3	9.82	33.11	394	75	A	V
802.11a CH 60 5300MHz		5137.36	52.91	-21.09	74	44.49	31.87	9.67	33.12	252	174	P	H
		5149.6	43.73	-10.27	54	35.27	31.9	9.68	33.12	252	174	A	H
	*	5300	115.57	-	-	107.58	31.3	9.8	33.11	252	174	P	H
	*	5300	107.88	-	-	99.89	31.3	9.8	33.11	252	174	A	H
		5356.8	55.63	-18.37	74	47.58	31.34	9.82	33.11	252	174	P	H
		5350.08	46.15	-7.85	54	38.14	31.3	9.82	33.11	252	174	A	H
		5142.8	51.04	-22.96	74	42.6	31.89	9.67	33.12	396	73	P	V
		5149.94	41.74	-12.26	54	33.28	31.9	9.68	33.12	396	73	A	V
	*	5300	108.94	-	-	100.95	31.3	9.8	33.11	396	73	P	V
	*	5300	101.29	-	-	93.3	31.3	9.8	33.11	396	73	A	V
		5425.92	50.3	-23.7	74	41.9	31.65	9.86	33.11	396	73	P	V
		5350.56	40.34	-13.66	54	32.33	31.3	9.82	33.11	396	73	A	V

802.11a CH 64 5320MHz	*	5320	114.81	-	-	106.49	31.3	10.13	33.11	218	182	P	H
	*	5320	106.71	-	-	98.39	31.3	10.13	33.11	218	182	A	H
		5350.88	62.57	-11.43	74	54.23	31.31	10.14	33.11	218	182	P	H
		5350.08	53.09	-0.91	54	44.76	31.3	10.14	33.11	218	182	A	H
	*	5320	109.99	-	-	101.67	31.3	10.13	33.11	327	77	P	V
	*	5320	101.81	-	-	93.49	31.3	10.13	33.11	327	77	A	V
		5351.04	56.38	-17.62	74	48.04	31.31	10.14	33.11	327	77	P	V
		5350.08	47.32	-6.68	54	38.99	31.3	10.14	33.11	327	77	A	V
Remark	3. No other spurious found. 4. All results are PASS against Peak and Average limit line.												

Band 2 5250~5350MHz

WIFI 802.11a (Harmonic @ 3m)

WIFI Ant.	Note	Frequency	Level	Over Limit	Limit Line	Read Level	Antenna Factor	Path Loss	Preamp Factor	Ant Pos	Table Pos	Peak Avg.	Pol.
1		(MHz)	(dBμV/m)	(dB)	(dBμV/m)	(dBμV)	(dB/m)	(dB)	(dB)	(cm)	(deg)	(P/A)	(H/V)
802.11a CH 52 5260MHz		10520	45.24	-22.96	68.2	51.2	39.7	15.35	61.01	100	0	P	H
		15780	44.69	-29.31	74	48.49	37.58	19	60.38	100	0	P	H
		10520	45.21	-22.99	68.2	51.17	39.7	15.35	61.01	100	0	P	V
		15780	44.32	-29.68	74	48.12	37.58	19	60.38	100	0	P	V
802.11a CH 60 5300MHz		10600	48.4	-25.6	74	54.38	39.7	15.4	61.08	100	0	P	H
		15900	43.66	-30.34	74	47.69	37.2	19.05	60.28	100	0	P	H
		10600	45.67	-28.33	74	51.65	39.7	15.4	61.08	100	0	P	V
		15900	43.66	-30.34	74	47.69	37.2	19.05	60.28	100	0	P	V
802.11a CH 64 5320MHz		10640	49.75	-24.25	74	55.78	39.66	15.42	61.11	100	0	P	H
		15960	43.86	-30.14	74	47.99	37.02	19.08	60.23	100	0	P	H
		10640	46.66	-27.34	74	52.69	39.66	15.42	61.11	100	0	P	V
		15960	42.97	-31.03	74	47.1	37.02	19.08	60.23	100	0	P	V
Remark	3. No other spurious found. 4. All results are PASS against Peak and Average limit line.												

Band 2 5250~5350MHz

WIFI 802.11n HT20 (Band Edge @ 3m)

WIFI Ant.	Note	Frequency	Level	Over Limit	Limit Line	Read Level	Antenna Factor	Path Loss	Preamp Factor	Ant Pos	Table Pos	Peak Avg.	Pol.
1		(MHz)	(dBμV/m)	(dB)	(dBμV/m)	(dBμV)	(dB/m)	(dB)	(dB)	(cm)	(deg)	(P/A)	(H/V)
802.11n HT20 CH 52 5260MHz		5139.06	53.86	-20.14	74	45.43	31.88	9.67	33.12	243	184	P	H
		5148.58	45.29	-8.71	54	36.83	31.9	9.68	33.12	243	184	A	H
	*	5260	114.97	-	-	106.92	31.38	9.78	33.11	243	184	P	H
	*	5260	107.29	-	-	99.24	31.38	9.78	33.11	243	184	A	H
		5374.08	52.9	-21.1	74	44.74	31.44	9.83	33.11	243	184	P	H
		5350.8	44.13	-9.87	54	36.12	31.3	9.82	33.11	243	184	A	H
		5132.6	50.24	-23.76	74	41.83	31.87	9.66	33.12	395	73	P	V
		5140.08	42.6	-11.4	54	34.17	31.88	9.67	33.12	395	73	A	V
	*	5260	109.82	-	-	101.77	31.38	9.78	33.11	395	73	P	V
	*	5260	102.29	-	-	94.24	31.38	9.78	33.11	395	73	A	V
		5393.04	48.68	-25.32	74	40.39	31.56	9.84	33.11	395	73	P	V
		5350.32	39.79	-14.21	54	31.78	31.3	9.82	33.11	395	73	A	V
802.11n HT20 CH 60 5300MHz		5130.56	53	-21	74	44.6	31.86	9.66	33.12	315	175	P	H
		5149.6	43.64	-10.36	54	35.18	31.9	9.68	33.12	315	175	A	H
	*	5300	114.61	-	-	106.62	31.3	9.8	33.11	315	175	P	H
	*	5300	106.53	-	-	98.54	31.3	9.8	33.11	315	175	A	H
		5378.64	55.02	-18.98	74	46.83	31.47	9.83	33.11	315	175	P	H
		5350.08	45.91	-8.09	54	37.9	31.3	9.82	33.11	315	175	A	H
		5147.9	50.97	-23.03	74	42.51	31.9	9.68	33.12	376	71	P	V
		5149.94	41.47	-12.53	54	33.01	31.9	9.68	33.12	376	71	A	V
	*	5300	108.49	-	-	100.5	31.3	9.8	33.11	376	71	P	V
	*	5300	100.51	-	-	92.52	31.3	9.8	33.11	376	71	A	V
		5377.44	50.39	-23.61	74	42.21	31.46	9.83	33.11	376	71	P	V
		5350.08	40.58	-13.42	54	32.57	31.3	9.82	33.11	376	71	A	V

802.11n HT20 CH 64 5320MHz	*	5320	114.18	-	-	105.86	31.3	10.13	33.11	234	179	P	H
	*	5320	106.09	-	-	97.77	31.3	10.13	33.11	234	179	A	H
		5351.2	66.76	-7.24	74	58.42	31.31	10.14	33.11	234	179	P	H
		5350.08	52.83	-1.17	54	44.5	31.3	10.14	33.11	234	179	A	H
	*	5320	109.11	-	-	100.79	31.3	10.13	33.11	372	72	P	V
	*	5320	100.81	-	-	92.49	31.3	10.13	33.11	372	72	A	V
		5351.36	54.4	-19.6	74	46.06	31.31	10.14	33.11	372	72	P	V
		5350.08	46.23	-7.77	54	37.9	31.3	10.14	33.11	372	72	A	V
Remark	3. No other spurious found. 4. All results are PASS against Peak and Average limit line.												

Band 2 5250~5350MHz

WIFI 802.11n HT20 (Harmonic @ 3m)

WIFI Ant.	Note	Frequency	Level	Over Limit	Limit Line	Read Level	Antenna Factor	Path Loss	Preamp Factor	Ant Pos	Table Pos	Peak Avg.	Pol.
1		(MHz)	(dBµV/m)	(dB)	(dBµV/m)	(dBµV)	(dB/m)	(dB)	(dB)	(cm)	(deg)	(P/A)	(H/V)
802.11n		10520	49.75	-18.45	68.2	55.52	39.7	15.54	61.01	100	0	P	H
HT20		15780	45.43	-28.57	74	48.67	37.58	19.56	60.38	100	0	P	H
CH 52		10520	46.58	-21.62	68.2	52.35	39.7	15.54	61.01	100	0	P	V
5260MHz		15780	44.57	-29.43	74	47.81	37.58	19.56	60.38	100	0	P	V
802.11n		10600	46.23	-27.77	74	52.21	39.7	15.4	61.08	100	0	P	H
HT20		15900	43.89	-30.11	74	47.92	37.2	19.05	60.28	100	0	P	H
CH 60		10600	44.59	-29.41	74	50.57	39.7	15.4	61.08	100	0	P	V
5300MHz		15900	43.05	-30.95	74	47.08	37.2	19.05	60.28	100	0	P	V
802.11n		10640	49.16	-24.84	74	55.19	39.66	15.42	61.11	100	0	P	H
HT20		15960	44.11	-29.89	74	48.24	37.02	19.08	60.23	100	0	P	H
CH 64		10640	45.92	-28.08	74	51.95	39.66	15.42	61.11	100	0	P	V
5320MHz		15960	43.4	-30.6	74	47.53	37.02	19.08	60.23	100	0	P	V
Remark	3. No other spurious found. 4. All results are PASS against Peak and Average limit line.												

Band 2 5250~5350MHz

WIFI 802.11n HT40 (Band Edge @ 3m)

WIFI Ant.	Note	Frequency	Level	Over Limit	Limit Line	Read Level	Antenna Factor	Path Loss	Preamp Factor	Ant Pos	Table Pos	Peak Avg.	Pol.
1		(MHz)	(dBμV/m)	(dB)	(dBμV/m)	(dBμV)	(dB/m)	(dB)	(dB)	(cm)	(deg)	(P/A)	(H/V)
802.11n HT40 CH 54 5270MHz		5146.88	53.4	-20.6	74	44.95	31.89	9.68	33.12	243	179	P	H
		5149.94	45.11	-8.89	54	36.65	31.9	9.68	33.12	243	179	A	H
	*	5270	111.43	-	-	103.39	31.36	9.79	33.11	243	179	P	H
	*	5270	103.43	-	-	95.39	31.36	9.79	33.11	243	179	A	H
		5364	55.49	-18.51	74	47.39	31.38	9.83	33.11	243	179	P	H
		5350.08	45.07	-8.93	54	37.06	31.3	9.82	33.11	243	179	A	H
		5137.02	51.56	-22.44	74	43.14	31.87	9.67	33.12	383	73	P	V
		5126.14	41.86	-12.14	54	33.48	31.85	9.65	33.12	383	73	A	V
	*	5270	106.17	-	-	98.13	31.36	9.79	33.11	383	73	P	V
	*	5270	98.12	-	-	90.08	31.36	9.79	33.11	383	73	A	V
		5394.24	49.94	-24.06	74	41.64	31.57	9.84	33.11	383	73	P	V
		5350.08	40.21	-13.79	54	32.2	31.3	9.82	33.11	383	73	A	V
802.11n HT40 CH 62 5310MHz		5129.54	51.58	-22.42	74	42.83	31.86	10.01	33.12	240	186	P	H
		5144.5	42.6	-11.4	54	33.8	31.89	10.03	33.12	240	186	A	H
	*	5310	107.27	-	-	98.96	31.3	10.12	33.11	240	186	P	H
	*	5310	98.81	-	-	90.5	31.3	10.12	33.11	240	186	A	H
		5350.56	61.86	-12.14	74	53.53	31.3	10.14	33.11	240	186	P	H
		5350.08	47.88	-6.12	54	39.55	31.3	10.14	33.11	240	186	A	H
		5110.5	51.23	-22.77	74	42.54	31.82	9.99	33.12	363	78	P	V
		5110.84	40.88	-13.12	54	32.19	31.82	9.99	33.12	363	78	A	V
	*	5310	102.24	-	-	93.93	31.3	10.12	33.11	363	78	P	V
	*	5310	93.51	-	-	85.2	31.3	10.12	33.11	363	78	A	V
		5353.44	51.55	-22.45	74	43.2	31.32	10.14	33.11	363	78	P	V
		5350.08	42.68	-11.32	54	34.35	31.3	10.14	33.11	363	78	A	V
Remark	3. No other spurious found. 4. All results are PASS against Peak and Average limit line.												

Band 2 5250~5350MHz

WIFI 802.11n HT40 (Harmonic @ 3m)

WIFI Ant.	Note	Frequency	Level	Over Limit	Limit Line	Read Level	Antenna Factor	Path Loss	Preamp Factor	Ant Pos	Table Pos	Peak Avg.	Pol.
1		(MHz)	(dBμV/m)	(dB)	(dBμV/m)	(dBμV)	(dB/m)	(dB)	(dB)	(cm)	(deg)	(P/A)	(H/V)
802.11n		10540	44.13	-24.07	68.2	50.09	39.7	15.37	61.03	100	0	P	H
HT40		15810	43.69	-30.31	74	47.47	37.56	19.01	60.35	100	0	P	H
CH 54		10540	44.56	-23.64	68.2	50.52	39.7	15.37	61.03	100	0	P	V
5270MHz		15810	44.22	-29.78	74	48	37.56	19.01	60.35	100	0	P	V
802.11n		10620	44.32	-29.68	74	50.33	39.68	15.41	61.1	100	0	P	H
HT40		15930	43.07	-30.93	74	47.16	37.11	19.06	60.26	100	0	P	H
CH 62		10620	44.47	-29.53	74	50.48	39.68	15.41	61.1	100	0	P	V
5310MHz		15930	42.56	-31.44	74	46.65	37.11	19.06	60.26	100	0	P	V
Remark	3. No other spurious found. 4. All results are PASS against Peak and Average limit line.												

Band 2 5250~5350MHz

WIFI 802.11ac VHT80 (Band Edge @ 3m)

WIFI Ant.	Note	Frequency	Level	Over Limit	Limit Line	Read Level	Antenna Factor	Path Loss	Preamp Factor	Ant Pos	Table Pos	Peak Avg.	Pol.
1		(MHz)	(dBμV/m)	(dB)	(dBμV/m)	(dBμV)	(dB/m)	(dB)	(dB)	(cm)	(deg)	(P/A)	(H/V)
802.11ac VHT80 CH 58 5290MHz		5144.3	52.23	-21.77	74	43.43	31.89	10.03	33.12	230	184	P	H
		5150	43.19	-10.81	54	34.38	31.9	10.03	33.12	230	184	A	H
	*	5290	104.46	-	-	96.13	31.32	10.12	33.11	230	184	P	H
	*	5290	96.12	-	-	87.79	31.32	10.12	33.11	230	184	A	H
		5366.16	63	-11	74	54.57	31.4	10.14	33.11	230	184	P	H
		5350.08	50.33	-3.67	54	42	31.3	10.14	33.11	230	184	A	H
		5090	49.8	-24.2	74	41.19	31.76	9.97	33.12	376	78	P	V
		5148.5	41.27	-12.73	54	32.46	31.9	10.03	33.12	376	78	A	V
	*	5290	99.23	-	-	90.9	31.32	10.12	33.11	376	78	P	V
	*	5290	90.88	-	-	82.55	31.32	10.12	33.11	376	78	A	V
		5365.2	54.51	-19.49	74	46.09	31.39	10.14	33.11	376	78	P	V
		5350.08	43.5	-10.5	54	35.17	31.3	10.14	33.11	376	78	A	V
Remark	3. No other spurious found. 4. All results are PASS against Peak and Average limit line.												

Band 2 5250~5350MHz

WIFI 802.11ac VHT80 (Harmonic @ 3m)

WIFI Ant.	Note	Frequency	Level	Over Limit	Limit Line	Read Level	Antenna Factor	Path Loss	Preamp Factor	Ant Pos	Table Pos	Peak Avg.	Pol.
1		(MHz)	(dBμV/m)	(dB)	(dBμV/m)	(dBμV)	(dB/m)	(dB)	(dB)	(cm)	(deg)	(P/A)	(H/V)
802.11ac		10580	43.7	-24.5	68.2	49.68	39.7	15.39	61.07	100	0	P	H
VHT80		15870	42.89	-31.11	74	46.83	37.32	19.04	60.3	100	0	P	H
CH 58		10580	43.54	-24.66	68.2	49.52	39.7	15.39	61.07	100	0	P	V
5290MHz		15870	43.7	-30.3	74	47.64	37.32	19.04	60.3	100	0	P	V
Remark	3. No other spurious found. 4. All results are PASS against Peak and Average limit line.												

Band 3 - 5470~5725MHz

WIFI 802.11a (Band Edge @ 3m)

WIFI	Note	Frequency	Level	Over	Limit	Read	Antenna	Path	Preamp	Ant	Table	Peak	Pol.
Ant.				Limit	Line	Level	Factor	Loss	Factor	Pos	Pos	Avg.	
1		(MHz)	(dBμV/m)	(dB)	(dBμV/m)	(dBμV)	(dB/m)	(dB)	(dB)	(cm)	(deg)	(P/A)	(H/V)
802.11a CH 100 5500MHz		5459.76	61.65	-12.35	74	52.78	31.74	10.24	33.11	224	185	P	H
		5469.36	67.46	-0.74	68.2	58.53	31.78	10.26	33.11	224	185	P	H
		5460	49.95	-4.05	54	41.08	31.74	10.24	33.11	224	185	A	H
	*	5500	115.53	-	-	106.43	31.9	10.31	33.11	224	185	P	H
	*	5500	107.64	-	-	98.54	31.9	10.31	33.11	224	185	A	H
		5458.8	52.65	-21.35	74	43.78	31.74	10.24	33.11	347	251	P	V
		5468.72	60.86	-7.34	68.2	51.94	31.77	10.26	33.11	347	251	P	V
		5460	42.38	-11.62	54	33.51	31.74	10.24	33.11	347	251	A	V
	*	5500	108.99	-	-	99.89	31.9	10.31	33.11	347	251	P	V
	*	5500	100.69	-	-	91.59	31.9	10.31	33.11	347	251	A	V
802.11a CH 116 5580MHz		5459.92	54.22	-19.78	74	45.7	31.74	9.89	33.11	233	187	P	H
		5465.92	52.1	-16.1	68.2	43.55	31.76	9.9	33.11	233	187	P	H
		5459.92	44.9	-9.1	54	36.38	31.74	9.89	33.11	233	187	A	H
	*	5580	115.68	-	-	107.02	31.8	10	33.14	233	187	P	H
	*	5580	107.97	-	-	99.31	31.8	10	33.14	233	187	A	H
		5730.665	51.13	-17.07	68.2	42.05	32.06	10.2	33.18	233	187	P	H
		5434.72	49.45	-24.55	74	41.02	31.67	9.87	33.11	323	101	P	V
		5462.08	47.49	-20.71	68.2	38.95	31.75	9.9	33.11	323	101	P	V
		5459.92	39.97	-14.03	54	31.45	31.74	9.89	33.11	323	101	A	V
	*	5580	107.97	-	-	99.31	31.8	10	33.14	323	101	P	V
	*	5580	100.27	-	-	91.61	31.8	10	33.14	323	101	A	V
		5728.145	49.22	-18.98	68.2	40.14	32.06	10.2	33.18	323	101	P	V

802.11a CH 140 5700MHz	*	5700	112.86	-	-	103.52	32	10.51	33.17	251	178	P	H
	*	5700	104.92	-	-	95.58	32	10.51	33.17	251	178	A	H
		5725.48	67.06	-1.14	68.2	57.66	32.05	10.53	33.18	251	178	P	H
	*	5700	106.69	-	-	97.35	32	10.51	33.17	335	268	P	V
	*	5700	98.85	-	-	89.51	32	10.51	33.17	335	268	A	V
		5725.08	62.13	-6.07	68.2	52.73	32.05	10.53	33.18	335	268	P	V
Remark	3. No other spurious found. 4. All results are PASS against Peak and Average limit line.												

Band 3 - 5470~5725MHz

WIFI 802.11a (Harmonic @ 3m)

WIFI Ant.	Note	Frequency	Level	Over Limit	Limit Line	Read Level	Antenna Factor	Path Loss	Preamp Factor	Ant Pos	Table Pos	Peak Avg.	Pol.
1		(MHz)	(dBμV/m)	(dB)	(dBμV/m)	(dBμV)	(dB/m)	(dB)	(dB)	(cm)	(deg)	(P/A)	(H/V)
802.11a CH 100 5500MHz		11000	46.97	-27.03	74	52.75	40	15.62	61.4	100	0	P	H
		16500	44.98	-23.22	68.2	46.23	38.7	19.55	59.5	100	0	P	H
		11000	46.27	-27.73	74	52.05	40	15.62	61.4	100	0	P	V
		16500	44.88	-23.32	68.2	46.13	38.7	19.55	59.5	100	0	P	V
802.11a CH 116 5580MHz		11160	58.04	-15.96	74	64.24	39.48	15.72	61.4	186	180	P	H
		11160	47.4	-6.6	54	53.6	39.48	15.72	61.4	186	180	A	H
		16740	45.89	-22.31	68.2	45.48	39.56	19.77	58.92	100	0	P	H
		11160	56.52	-17.48	74	62.72	39.48	15.72	61.4	400	113	P	V
		11160	45.71	-8.29	54	51.91	39.48	15.72	61.4	400	113	A	V
		16740	46.33	-21.87	68.2	45.92	39.56	19.77	58.92	100	0	P	V
802.11a CH 140 5700MHz		11400	47.47	-26.53	74	53.31	39.7	15.86	61.4	100	0	P	H
		17100	47.29	-20.91	68.2	45.05	40.1	20.1	57.96	100	0	P	H
		11400	47.71	-26.29	74	53.55	39.7	15.86	61.4	100	0	P	V
		17100	47.34	-20.86	68.2	45.1	40.1	20.1	57.96	100	0	P	V
Remark	3. No other spurious found. 4. All results are PASS against Peak and Average limit line.												

Band 3 - 5470~5725MHz

WIFI 802.11n HT20 (Band Edge @ 3m)

WIFI Ant.	Note	Frequency	Level	Over Limit	Limit Line	Read Level	Antenna Factor	Path Loss	Preamp Factor	Ant Pos	Table Pos	Peak Avg.	Pol.
1		(MHz)	(dBμV/m)	(dB)	(dBμV/m)	(dBμV)	(dB/m)	(dB)	(dB)	(cm)	(deg)	(P/A)	(H/V)
802.11n HT20 CH 100 5500MHz		5458.32	59.08	-14.92	74	50.22	31.73	10.24	33.11	224	182	P	H
		5469.04	66.15	-2.05	68.2	57.22	31.78	10.26	33.11	224	182	P	H
		5460	49.07	-4.93	54	40.2	31.74	10.24	33.11	224	182	A	H
	*	5500	114.19	-	-	105.09	31.9	10.31	33.11	224	182	P	H
	*	5500	106.19	-	-	97.09	31.9	10.31	33.11	224	182	A	H
		5409.52	52.28	-21.72	74	43.61	31.62	10.16	33.11	354	251	P	V
		5469.84	58.44	-9.76	68.2	49.51	31.78	10.26	33.11	354	251	P	V
		5460	41.44	-12.56	54	32.57	31.74	10.24	33.11	354	251	A	V
	*	5500	108.77	-	-	99.67	31.9	10.31	33.11	354	251	P	V
	*	5500	100.6	-	-	91.5	31.9	10.31	33.11	354	251	A	V
802.11n HT20 CH 116 5580MHz		5453.44	54.75	-19.25	74	46.26	31.71	9.89	33.11	233	188	P	H
		5461.12	54.12	-14.08	68.2	45.59	31.74	9.9	33.11	233	188	P	H
		5459.92	45.3	-8.7	54	36.78	31.74	9.89	33.11	233	188	A	H
	*	5580	114.69	-	-	106.03	31.8	10	33.14	233	188	P	H
	*	5580	106.73	-	-	98.07	31.8	10	33.14	233	188	A	H
		5736.965	50.27	-17.93	68.2	41.18	32.07	10.21	33.19	233	188	P	H
		5428	50.44	-23.56	74	42.02	31.66	9.87	33.11	323	101	P	V
		5468.56	48.69	-19.51	68.2	40.13	31.77	9.9	33.11	323	101	P	V
		5459.68	40.08	-13.92	54	31.56	31.74	9.89	33.11	323	101	A	V
	*	5580	107.07	-	-	98.41	31.8	10	33.14	323	101	P	V
	*	5580	98.97	-	-	90.31	31.8	10	33.14	323	101	A	V
		5744.525	49.04	-19.16	68.2	39.92	32.09	10.22	33.19	323	101	P	V

802.11n HT20 CH 140 5700MHz	*	5700	111.43	-	-	102.09	32	10.51	33.17	244	181	P	H
	*	5700	103.53	-	-	94.19	32	10.51	33.17	244	181	A	H
		5725.88	67.1	-1.1	68.2	57.7	32.05	10.53	33.18	244	181	P	H
	*	5700	106.24	-	-	96.9	32	10.51	33.17	400	269	P	V
	*	5700	98.03	-	-	88.69	32	10.51	33.17	400	269	A	V
		5725.16	58.13	-10.07	68.2	48.73	32.05	10.53	33.18	400	269	P	V
Remark	3. No other spurious found. 4. All results are PASS against Peak and Average limit line.												

Band 3 - 5470~5725MHz

WIFI 802.11n HT20 (Harmonic @ 3m)

WIFI Ant.	Note	Frequency	Level	Over Limit	Limit Line	Read Level	Antenna Factor	Path Loss	Preamp Factor	Ant Pos	Table Pos	Peak Avg.	Pol.
1		(MHz)	(dBμV/m)	(dB)	(dBμV/m)	(dBμV)	(dB/m)	(dB)	(dB)	(cm)	(deg)	(P/A)	(H/V)
802.11n HT20 CH 100 5500MHz		11000	55.6	-18.4	74	61.38	40	15.62	61.4	212	74	P	H
		11000	45.03	-8.97	54	50.81	40	15.62	61.4	212	74	A	H
		16500	44.53	-23.67	68.2	45.78	38.7	19.55	59.5	100	0	P	H
		11000	48.41	-25.59	74	54.19	40	15.62	61.4	100	0	P	V
		16500	45.53	-22.67	68.2	46.78	38.7	19.55	59.5	100	0	P	V
802.11n HT20 CH 116 5580MHz		11160	56.64	-17.36	74	62.84	39.48	15.72	61.4	188	180	P	H
		11160	45.87	-8.13	54	52.07	39.48	15.72	61.4	188	180	A	H
		16740	46.01	-22.19	68.2	45.6	39.56	19.77	58.92	100	0	P	H
		11160	54.64	-19.36	74	60.84	39.48	15.72	61.4	400	112	P	V
		11160	44.19	-9.81	54	50.39	39.48	15.72	61.4	400	112	A	V
		16740	46.44	-21.76	68.2	46.03	39.56	19.77	58.92	100	0	P	V
802.11n HT20 CH 140 5700MHz		11400	57.9	-16.1	74	63.74	39.7	15.86	61.4	264	180	P	H
		11400	47.35	-6.65	54	53.19	39.7	15.86	61.4	264	180	A	H
		17100	46.99	-21.21	68.2	44.75	40.1	20.1	57.96	100	0	P	H
		11400	54.65	-19.35	74	60.49	39.7	15.86	61.4	362	110	P	V
		11400	44.3	-9.7	54	50.14	39.7	15.86	61.4	362	110	A	V
		17100	48.49	-19.71	68.2	46.25	40.1	20.1	57.96	100	0	P	V
Remark	3. No other spurious found. 4. All results are PASS against Peak and Average limit line.												

Band 3 - 5470~5725MHz

WIFI 802.11n HT40 (Band Edge @ 3m)

WIFI Ant.	Note	Frequency	Level	Over Limit	Limit Line	Read Level	Antenna Factor	Path Loss	Preamp Factor	Ant Pos	Table Pos	Peak Avg.	Pol.
1		(MHz)	(dBμV/m)	(dB)	(dBμV/m)	(dBμV)	(dB/m)	(dB)	(dB)	(cm)	(deg)	(P/A)	(H/V)
802.11n HT40 CH 102 5510MHz		5459.68	56.63	-17.37	74	47.76	31.74	10.24	33.11	265	187	P	H
		5468.8	65.71	-2.49	68.2	56.78	31.78	10.26	33.11	265	187	P	H
		5459.92	47.18	-6.82	54	38.31	31.74	10.24	33.11	265	187	A	H
	*	5510	108.28	-	-	99.19	31.88	10.32	33.11	265	187	P	H
	*	5510	100.74	-	-	91.65	31.88	10.32	33.11	265	187	A	H
		5736.965	50.9	-17.3	68.2	41.48	32.07	10.54	33.19	265	187	P	H
		5411.92	50.28	-23.72	74	41.6	31.62	10.17	33.11	400	258	P	V
		5470	55.39	-12.81	68.2	46.46	31.78	10.26	33.11	400	258	P	V
		5459.92	40.79	-13.21	54	31.92	31.74	10.24	33.11	400	258	A	V
	*	5510	103.68	-	-	94.59	31.88	10.32	33.11	400	258	P	V
	*	5510	95.49	-	-	86.4	31.88	10.32	33.11	400	258	A	V
		5762.48	51.34	-16.86	68.2	41.86	32.12	10.55	33.19	400	258	P	V
802.11n HT40 CH 110 5550MHz		5446.72	56.15	-17.85	74	47.69	31.69	9.88	33.11	235	182	P	H
		5469.76	56.97	-11.23	68.2	48.4	31.78	9.9	33.11	235	182	P	H
		5459.92	45.48	-8.52	54	36.96	31.74	9.89	33.11	235	182	A	H
	*	5550	111.31	-	-	102.66	31.8	9.98	33.13	235	182	P	H
	*	5550	103.8	-	-	95.15	31.8	9.98	33.13	235	182	A	H
		5744.21	51.4	-16.8	68.2	42.28	32.09	10.22	33.19	235	182	P	H
		5452.48	51.28	-22.72	74	42.79	31.71	9.89	33.11	400	258	P	V
		5469.04	51.19	-17.01	68.2	42.62	31.78	9.9	33.11	400	258	P	V
		5459.92	40.82	-13.18	54	32.3	31.74	9.89	33.11	400	258	A	V
	*	5550	105.54	-	-	96.89	31.8	9.98	33.13	400	258	P	V
	*	5550	97.41	-	-	88.76	31.8	9.98	33.13	400	258	A	V
		5764.37	51.11	-17.09	68.2	41.92	32.13	10.25	33.19	400	258	P	V

802.11n HT40 CH 134 5670MHz		5457.45	51.3	-22.7	74	42.44	31.73	10.24	33.11	225	187	P	H
		5469	52.13	-16.07	68.2	43.2	31.78	10.26	33.11	225	187	P	H
		5459.2	42.11	-11.89	54	33.24	31.74	10.24	33.11	225	187	A	H
	*	5670	111.63	-	-	102.47	31.82	10.5	33.16	225	187	P	H
	*	5670	103.8	-	-	94.64	31.82	10.5	33.16	225	187	A	H
		5726.85	65.94	-2.26	68.2	56.54	32.05	10.53	33.18	225	187	P	H
		5452.9	48.57	-25.43	74	39.74	31.71	10.23	33.11	383	268	P	V
		5468.65	48.29	-19.91	68.2	39.37	31.77	10.26	33.11	383	268	P	V
		5457.1	39.73	-14.27	54	30.87	31.73	10.24	33.11	383	268	A	V
	*	5670	105.9	-	-	96.74	31.82	10.5	33.16	383	268	P	V
	*	5670	98.63	-	-	89.47	31.82	10.5	33.16	383	268	A	V
		5727.375	55.92	-12.28	68.2	46.52	32.05	10.53	33.18	383	268	P	V
Remark	3. No other spurious found. 4. All results are PASS against Peak and Average limit line.												

Band 3 - 5470~5725MHz

WIFI 802.11n HT40 (Harmonic @ 3m)

WIFI Ant.	Note	Frequency	Level	Over Limit	Limit Line	Read Level	Antenna Factor	Path Loss	Preamp Factor	Ant Pos	Table Pos	Peak Avg.	Pol.
1		(MHz)	(dBμV/m)	(dB)	(dBμV/m)	(dBμV)	(dB/m)	(dB)	(dB)	(cm)	(deg)	(P/A)	(H/V)
802.11n		11020	46.69	-27.31	74	52.53	39.92	15.64	61.4	100	0	P	H
HT40		16530	44.83	-23.37	68.2	45.91	38.76	19.58	59.42	100	0	P	H
CH 102		11020	46.6	-27.4	74	52.44	39.92	15.64	61.4	100	0	P	V
5510MHz		16530	46.17	-22.03	68.2	47.25	38.76	19.58	59.42	100	0	P	V
802.11n		11100	46.65	-27.35	74	52.77	39.6	15.68	61.4	100	0	P	H
HT40		16650	43.93	-24.27	68.2	44.32	39.05	19.69	59.13	100	0	P	H
CH 110		11100	47.43	-26.57	74	53.55	39.6	15.68	61.4	100	0	P	V
5550MHz		16650	44.97	-23.23	68.2	45.36	39.05	19.69	59.13	100	0	P	V
802.11n		11340	49.6	-24.4	74	55.6	39.58	15.82	61.4	100	0	P	H
HT40		17010	45.78	-22.42	68.2	44	40.01	20.01	58.24	100	0	P	H
CH 134		11340	49.4	-24.6	74	55.4	39.58	15.82	61.4	100	0	P	V
5670MHz		17010	47.44	-20.76	68.2	45.66	40.01	20.01	58.24	100	0	P	V
Remark	3. No other spurious found. 4. All results are PASS against Peak and Average limit line.												

Band 3 - 5470~5725MHz

WIFI 802.11ac VHT80 (Band Edge @ 3m)

WIFI Ant.	Note	Frequency	Level	Over Limit	Limit Line	Read Level	Antenna Factor	Path Loss	Preamp Factor	Ant Pos	Table Pos	Peak Avg.	Pol.
1		(MHz)	(dBμV/m)	(dB)	(dBμV/m)	(dBμV)	(dB/m)	(dB)	(dB)	(cm)	(deg)	(P/A)	(H/V)
802.11ac VHT80 CH 106 5530MHz		5455.6	65.89	-8.11	74	57.04	31.72	10.24	33.11	237	183	P	H
		5464.24	64.7	-3.5	68.2	55.8	31.76	10.25	33.11	237	183	P	H
		5455.6	49.08	-4.92	54	40.23	31.72	10.24	33.11	237	183	A	H
	*	5530	103.96	-	-	94.89	31.84	10.35	33.12	237	183	P	H
	*	5530	95.71	-	-	86.64	31.84	10.35	33.12	237	183	A	H
		5756.18	50.87	-17.33	68.2	41.4	32.11	10.55	33.19	237	183	P	H
		5442.88	52.9	-21.1	74	44.1	31.69	10.22	33.11	344	258	P	V
		5462.08	54.11	-14.09	68.2	45.22	31.75	10.25	33.11	344	258	P	V
		5459.92	40.72	-13.28	54	31.85	31.74	10.24	33.11	344	258	A	V
	*	5530	98.04	-	-	88.97	31.84	10.35	33.12	344	258	P	V
	*	5530	90.69	-	-	81.62	31.84	10.35	33.12	344	258	A	V
		5738.855	49.71	-18.49	68.2	40.28	32.08	10.54	33.19	344	258	P	V
802.11ac VHT80 CH 122 5610MHz		5455.7	60.5	-13.5	74	51.65	31.72	10.24	33.11	244	189	P	H
		5469	62.7	-5.5	68.2	53.77	31.78	10.26	33.11	244	189	P	H
		5459.9	48.97	-5.03	54	40.1	31.74	10.24	33.11	244	189	A	H
	*	5610	108.71	-	-	99.61	31.78	10.47	33.15	244	189	P	H
	*	5610	101.46	-	-	92.36	31.78	10.47	33.15	244	189	A	H
		5725	61.03	-7.17	68.2	51.63	32.05	10.53	33.18	244	189	P	H
		5445.55	51.52	-22.48	74	42.72	31.69	10.22	33.11	372	256	P	V
		5465.15	51.51	-16.69	68.2	42.61	31.76	10.25	33.11	372	256	P	V
		5456.05	42.6	-11.4	54	33.75	31.72	10.24	33.11	372	256	A	V
	*	5610	103.04	-	-	93.94	31.78	10.47	33.15	372	256	P	V
	*	5610	95.08	-	-	85.98	31.78	10.47	33.15	372	256	A	V
		5733.5	52.82	-15.38	68.2	43.4	32.07	10.53	33.18	372	256	P	V
Remark	3. No other spurious found. 4. All results are PASS against Peak and Average limit line.												

Band 3 5470~5725MHz

WIFI 802.11ac VHT80 (Harmonic @ 3m)

WIFI Ant.	Note	Frequency	Level	Over Limit	Limit Line	Read Level	Antenna Factor	Path Loss	Preamp Factor	Ant Pos	Table Pos	Peak Avg.	Pol.
1		(MHz)	(dBμV/m)	(dB)	(dBμV/m)	(dBμV)	(dB/m)	(dB)	(dB)	(cm)	(deg)	(P/A)	(H/V)
802.11ac		11060	45.84	-28.16	74	51.82	39.76	15.66	61.4	100	0	P	H
VHT80		16590	44.69	-23.51	68.2	45.46	38.88	19.64	59.29	100	0	P	H
CH 106		11060	46.38	-27.62	74	52.36	39.76	15.66	61.4	100	0	P	V
5530MHz		16590	45.01	-23.19	68.2	45.78	38.88	19.64	59.29	100	0	P	V
802.11ac		11220	48.23	-25.77	74	54.46	39.42	15.75	61.4	100	0	P	H
VHT80		16830	45.69	-22.51	68.2	44.51	40.04	19.85	58.71	100	0	P	H
CH 122		11220	49.04	-24.96	74	55.27	39.42	15.75	61.4	100	0	P	V
5610MHz		16830	46.34	-21.86	68.2	45.16	40.04	19.85	58.71	100	0	P	V
Remark	3. No other spurious found. 4. All results are PASS against Peak and Average limit line.												

Band 3 - Straddle Channel

WIFI 802.11a (Band Edge @ 3m)

WIFI	Note	Frequency	Level	Over	Limit	Read	Antenna	Path	Preamp	Ant	Table	Peak	Pol.
Ant.				Limit	Line	Level	Factor	Loss	Factor	Pos	Pos	Avg.	
1		(MHz)	(dBμV/m)	(dB)	(dBμV/m)	(dBμV)	(dB/m)	(dB)	(dB)	(cm)	(deg)	(P/A)	(H/V)
802.11a CH 144 5720MHz		5394.85	49.08	-24.92	74	40.78	31.57	9.84	33.11	229	177	P	H
		5463.88	49.08	-19.12	68.2	40.53	31.76	9.9	33.11	229	177	P	H
		5459.59	40.61	-13.39	54	32.09	31.74	9.89	33.11	229	177	A	H
	*	5720	118.28	-	-	109.23	32.04	10.19	33.18	229	177	P	H
	*	5720	110.2	-	-	101.15	32.04	10.19	33.18	229	177	A	H
		5874.25	51.02	-17.18	68.2	41.47	32.4	10.38	33.23	229	177	P	H
		5459.59	49.15	-24.85	74	40.63	31.74	9.89	33.11	364	93	P	V
		5465.83	49.7	-18.5	68.2	41.15	31.76	9.9	33.11	364	93	P	V
		5459.2	39.19	-14.81	54	30.67	31.74	9.89	33.11	364	93	A	V
	*	5720	109.5	-	-	100.45	32.04	10.19	33.18	364	93	P	V
	*	5720	101.62	-	-	92.23	32.04	10.53	33.18	364	93	A	V
		5854.75	49.84	-18.36	68.2	40.38	32.32	10.36	33.22	364	93	P	V
Remark	3. No other spurious found. 4. All results are PASS against Peak and Average limit line.												

Band 3 - Straddle Channel

WIFI 802.11a (Harmonic @ 3m)

WIFI Ant.	Note	Frequency	Level	Over Limit	Limit Line	Read Level	Antenna Factor	Path Loss	Preamp Factor	Ant Pos	Table Pos	Peak Avg.	Pol.
1		(MHz)	(dBμV/m)	(dB)	(dBμV/m)	(dBμV)	(dB/m)	(dB)	(dB)	(cm)	(deg)	(P/A)	(H/V)
802.11a CH 144 5720MHz		11440	46.68	-27.32	74	51.9	39.7	16.48	61.4	100	0	P	H
		17160	46.2	-22	68.2	43.02	40.28	20.63	57.73	100	0	P	H
		11440	47	-27	74	52.22	39.7	16.48	61.4	100	0	P	V
		17160	46.25	-21.95	68.2	43.07	40.28	20.63	57.73	100	0	P	V
Remark	3. No other spurious found. 4. All results are PASS against Peak and Average limit line.												

Band 3 - Straddle Channel

WIFI 802.11n HT20 (Band Edge @ 3m)

WIFI Ant.	Note	Frequency	Level	Over Limit	Limit Line	Read Level	Antenna Factor	Path Loss	Preamp Factor	Ant Pos	Table Pos	Peak Avg.	Pol.
1		(MHz)	(dBμV/m)	(dB)	(dBμV/m)	(dBμV)	(dB/m)	(dB)	(dB)	(cm)	(deg)	(P/A)	(H/V)
802.11n HT20 CH 144 5720MHz		5425.66	49.53	-24.47	74	41.13	31.65	9.86	33.11	229	177	P	H
		5465.83	48.58	-19.62	68.2	40.03	31.76	9.9	33.11	229	177	P	H
		5459.59	40.62	-13.38	54	32.1	31.74	9.89	33.11	229	177	A	H
	*	5720	118.47	-	-	109.42	32.04	10.19	33.18	229	177	P	H
	*	5720	109.85	-	-	100.8	32.04	10.19	33.18	229	177	A	H
		5893	52.8	-15.4	68.2	43.17	32.47	10.4	33.24	229	177	P	H
		5376.91	48.88	-25.12	74	40.7	31.46	9.83	33.11	364	93	P	V
		5468.56	47.37	-20.83	68.2	38.81	31.77	9.9	33.11	364	93	P	V
		5458.03	39.16	-14.84	54	30.65	31.73	9.89	33.11	364	93	A	V
	*	5720	109.85	-	-	100.8	32.04	10.19	33.18	364	93	P	V
	*	5720	101.85	-	-	92.8	32.04	10.19	33.18	364	93	A	V
		5922	51.14	-17.06	68.2	41.42	32.54	10.43	33.25	364	93	P	V
Remark	3. No other spurious found. 4. All results are PASS against Peak and Average limit line.												

Band 3 - Straddle Channel

WIFI 802.11n HT20 (Harmonic @ 3m)

WIFI Ant.	Note	Frequency	Level	Over Limit	Limit Line	Read Level	Antenna Factor	Path Loss	Preamp Factor	Ant Pos	Table Pos	Peak Avg.	Pol.
1		(MHz)	(dBμV/m)	(dB)	(dBμV/m)	(dBμV)	(dB/m)	(dB)	(dB)	(cm)	(deg)	(P/A)	(H/V)
802.11n HT20 CH 144 5720MHz		11440	57.49	-16.51	74	63.31	39.7	15.88	61.4	186	180	P	H
		11440	46.84	-7.16	54	52.66	39.7	15.88	61.4	186	180	A	H
		17160	46.53	-21.67	68.2	43.83	40.28	20.15	57.73	100	0	P	H
		11440	54.26	-19.74	74	60.08	39.7	15.88	61.4	371	89	P	V
		11440	43.99	-10.01	54	49.81	39.7	15.88	61.4	371	89	A	V
		17160	48.09	-20.11	68.2	45.39	40.28	20.15	57.73	100	0	P	V
Remark	3. No other spurious found. 4. All results are PASS against Peak and Average limit line.												

Band 3 - Straddle Channel

WIFI 802.11n HT40 (Band Edge @ 3m)

WIFI Ant.	Note	Frequency	Level	Over Limit	Limit Line	Read Level	Antenna Factor	Path Loss	Preamp Factor	Ant Pos	Table Pos	Peak Avg.	Pol.
1		(MHz)	(dBμV/m)	(dB)	(dBμV/m)	(dBμV)	(dB/m)	(dB)	(dB)	(cm)	(deg)	(P/A)	(H/V)
802.11n HT40 CH 142 5710MHz		5452.18	50.69	-23.31	74	42.2	31.71	9.89	33.11	239	178	P	H
		5465.83	50.6	-17.6	68.2	42.05	31.76	9.9	33.11	239	178	P	H
		5459.98	41.28	-12.72	54	32.76	31.74	9.89	33.11	239	178	A	H
	*	5710	113.91	-	-	104.9	32.02	10.17	33.18	239	178	P	H
	*	5710	106.43	-	-	97.42	32.02	10.17	33.18	239	178	A	H
		5858.25	52.77	-15.43	68.2	43.3	32.33	10.36	33.22	239	178	P	H
		5368.72	50.39	-23.61	74	42.26	31.41	9.83	33.11	398	267	P	V
		5464.66	49.38	-18.82	68.2	40.83	31.76	9.9	33.11	398	267	P	V
		5459.98	39.26	-14.74	54	30.74	31.74	9.89	33.11	398	267	A	V
	*	5710	107.11	-	-	98.1	32.02	10.17	33.18	398	267	P	V
	*	5710	99.74	-	-	90.73	32.02	10.17	33.18	398	267	A	V
		5894.5	50.6	-17.6	68.2	40.96	32.48	10.4	33.24	398	267	P	V
Remark	3. No other spurious found. 4. All results are PASS against Peak and Average limit line.												

Band 3 - Straddle Channel

WIFI 802.11n HT40 (Harmonic @ 3m)

WIFI Ant.	Note	Frequency	Level	Over Limit	Limit Line	Read Level	Antenna Factor	Path Loss	Preamp Factor	Ant Pos	Table Pos	Peak Avg.	Pol.
1		(MHz)	(dBμV/m)	(dB)	(dBμV/m)	(dBμV)	(dB/m)	(dB)	(dB)	(cm)	(deg)	(P/A)	(H/V)
802.11n		11420	49.48	-24.52	74	55.31	39.7	15.87	61.4	100	0	P	H
HT40		17130	45.49	-22.71	68.2	43.03	40.19	20.12	57.85	100	0	P	H
CH 142		11420	47.39	-26.61	74	53.22	39.7	15.87	61.4	100	0	P	V
5710MHz		17130	46.71	-21.49	68.2	44.25	40.19	20.12	57.85	100	0	P	V
Remark	3. No other spurious found. 4. All results are PASS against Peak and Average limit line.												

Band 3 - Straddle Channel

WIFI 802.11ac VHT80 (Band Edge @ 3m)

WIFI Ant.	Note	Frequency	Level	Over Limit	Limit Line	Read Level	Antenna Factor	Path Loss	Preamp Factor	Ant Pos	Table Pos	Peak Avg.	Pol.
1		(MHz)	(dBµV/m)	(dB)	(dBµV/m)	(dBµV)	(dB/m)	(dB)	(dB)	(cm)	(deg)	(P/A)	(H/V)
802.11ac VHT80 CH 138 5690MHz		5457.25	54.64	-19.36	74	46.13	31.73	9.89	33.11	235	180	P	H
		5465.05	54.81	-13.39	68.2	46.26	31.76	9.9	33.11	235	180	P	H
		5459.98	43.87	-10.13	54	35.35	31.74	9.89	33.11	235	180	A	H
	*	5690	110.04	-	-	101.12	31.94	10.15	33.17	235	180	P	H
	*	5690	102.25	-	-	93.33	31.94	10.15	33.17	235	180	A	H
		5850.4	55.54	-12.66	68.2	46.1	32.3	10.36	33.22	235	180	P	H
		5452.57	50.4	-23.6	74	41.91	31.71	9.89	33.11	383	265	P	V
		5468.95	49.35	-18.85	68.2	40.78	31.78	9.9	33.11	383	265	P	V
		5456.86	39.9	-14.1	54	31.39	31.73	9.89	33.11	383	265	A	V
	*	5690	103.55	-	-	94.63	31.94	10.15	33.17	383	265	P	V
	*	5690	95.72	-	-	86.8	31.94	10.15	33.17	383	265	A	V
		5850.1	51.77	-16.43	68.2	42.33	32.3	10.36	33.22	383	265	P	V
Remark	3. No other spurious found. 4. All results are PASS against Peak and Average limit line.												

Band 3 - Straddle Channel

WIFI 802.11ac VHT80 (Harmonic @ 3m)

WIFI Ant.	Note	Frequency	Level	Over Limit	Limit Line	Read Level	Antenna Factor	Path Loss	Preamp Factor	Ant Pos	Table Pos	Peak Avg.	Pol.
1		(MHz)	(dBμV/m)	(dB)	(dBμV/m)	(dBμV)	(dB/m)	(dB)	(dB)	(cm)	(deg)	(P/A)	(H/V)
802.11ac		11380	45.98	-28.02	74	51.87	39.66	15.85	61.4	100	0	P	H
VHT80		17070	46.02	-22.18	68.2	43.95	40.07	20.07	58.07	100	0	P	H
CH 138		11380	46.67	-27.33	74	52.56	39.66	15.85	61.4	100	0	P	V
5690MHz		17070	46.27	-21.93	68.2	44.2	40.07	20.07	58.07	100	0	P	V
Remark	3. No other spurious found. 4. All results are PASS against Peak and Average limit line.												

Emission below 1GHz

WIFI 802.11a (LF @ 3m)

WIFI	Note	Frequency	Level	Over	Limit	Read	Antenna	Path	Preamp	Ant	Table	Peak	Pol.
Ant.				Limit	Line	Level	Factor	Loss	Factor	Pos	Pos	Avg.	
1		(MHz)	(dBμV/m)	(dB)	(dBμV/m)	(dBμV)	(dB/m)	(dB)	(dB)	(cm)	(deg)	(P/A)	(H/V)
802.11a LF		117.21	29.86	-13.64	43.5	43.63	17.09	1.45	32.31	-	-	P	H
		182.55	36.16	-7.34	43.5	51.82	14.7	1.89	32.25	-	-	P	H
		230.61	44.05	-1.95	46	58.2	16.03	2.04	32.22	100	63	Q	H
		230.61	48.22	-	-	62.37	16.03	2.04	32.22	100	63	P	H
		694.1	41.38	-4.62	46	43.51	26.55	3.45	32.13	-	-	P	H
		745.2	42.52	-3.48	46	43.16	27.75	3.63	32.02	-	-	P	H
		806.1	41.6	-4.4	46	41.49	28.18	3.78	31.85	-	-	P	H
		47.28	32.42	-7.58	40	48.41	15.44	0.94	32.37	-	-	P	V
		182.01	38.15	-5.35	43.5	53.79	14.72	1.89	32.25	-	-	P	V
		231.15	42.34	-3.66	46	56.43	16.09	2.04	32.22	-	-	P	V
		647.9	39.94	-6.06	46	42.56	26.18	3.37	32.17	-	-	P	V
		695.5	42.34	-3.66	46	44.46	26.56	3.45	32.13	-	-	P	V
		751.5	40.57	-5.43	46	41.09	27.83	3.65	32	100	308	Q	V
		751.5	44.99	-	-	45.51	27.83	3.65	32	100	308	P	V
Remark	1. No other spurious found. 2. All results are PASS against limit line.												

Band 1 - 5150~5250MHz

WIFI 802.11a (Band Edge @ 3m)

WIFI Ant. 0+1	Note	Frequency (MHz)	Level (dBµV/m)	Over Limit (dB)	Limit Line (dBµV/m)	Read Level (dBµV)	Antenna Factor (dB/m)	Path Loss (dB)	Preamp Factor (dB)	Ant Pos (cm)	Table Pos (deg)	Peak Avg. (P/A)	Pol. (H/V)
802.11a CH 36 5180MHz		5149.5	64.18	-9.82	74	55.37	31.9	10.03	33.12	230	175	P	H
		5148.72	53.11	-0.89	54	44.3	31.9	10.03	33.12	230	175	P	H
	*	5180	118.21	-	-	109.54	31.72	10.07	33.12	230	175	P	H
	*	5180	109.88	-	-	101.21	31.72	10.07	33.12	230	175	A	H
		5149.24	56.15	-17.85	74	47.34	31.9	10.03	33.12	305	30	P	V
		5149.24	46.91	-7.09	54	38.1	31.9	10.03	33.12	305	30	A	V
	*	5180	110.73	-	-	102.06	31.72	10.07	33.12	305	30	P	V
	*	5180	103.04	-	-	94.37	31.72	10.07	33.12	305	30	A	V
		5143.52	47.46	-6.54	54	39.01	31.89	9.68	33.12	247	174	A	H
	*	5220	117.36	-	-	109.19	31.52	9.77	33.12	247	174	P	H
	*	5220	109.77	-	-	101.6	31.52	9.77	33.12	247	174	A	H
		5367.6	52.38	-21.62	74	44.25	31.41	9.83	33.11	247	174	P	H
		5350.32	43.14	-10.86	54	35.13	31.3	9.82	33.11	247	174	A	H
		5145.08	50.82	-23.18	74	42.37	31.89	9.68	33.12	373	27	P	V
		5106.86	42.12	-11.88	54	33.81	31.81	9.62	33.12	373	27	A	V
	*	5220	109.44	-	-	101.27	31.52	9.77	33.12	373	27	P	V
	*	5220	102.18	-	-	94.01	31.52	9.77	33.12	373	27	A	V
		5452.32	49.14	-24.86	74	40.65	31.71	9.89	33.11	373	27	P	V
		5457.6	39.11	-14.89	54	30.6	31.73	9.89	33.11	373	27	A	V

802.11a CH 48 5240MHz		5095.68	55.91	-18.09	74	47.65	31.78	9.6	33.12	232	178	P	H
		5140.66	47.25	-6.75	54	38.82	31.88	9.67	33.12	232	178	A	H
	*	5240	116.91	-	-	108.81	31.44	9.78	33.12	232	178	P	H
	*	5240	109.62	-	-	101.52	31.44	9.78	33.12	232	178	A	H
		5355.36	53.1	-20.9	74	45.06	31.33	9.82	33.11	232	178	P	H
		5353.44	44.25	-9.75	54	36.22	31.32	9.82	33.11	232	178	A	H
		5136.76	52.25	-21.75	74	43.83	31.87	9.67	33.12	387	73	P	V
		5119.86	42.88	-11.12	54	34.52	31.84	9.64	33.12	387	73	A	V
	*	5240	110.33	-	-	102.23	31.44	9.78	33.12	387	73	P	V
	*	5240	102.15	-	-	94.05	31.44	9.78	33.12	387	73	A	V
		5375.76	49.3	-24.7	74	41.13	31.45	9.83	33.11	387	73	P	V
		5359.92	39.68	-14.32	54	31.61	31.36	9.82	33.11	387	73	A	V
Remark	5. No other spurious found. 6. All results are PASS against Peak and Average limit line.												

Band 1 5150~5250MHz

WIFI 802.11a (Harmonic @ 3m)

WIFI Ant.	Note	Frequency	Level	Over Limit	Limit Line	Read Level	Antenna Factor	Path Loss	Preamp Factor	Ant Pos	Table Pos	Peak Avg.	Pol.
0+1		(MHz)	(dBµV/m)	(dB)	(dBµV/m)	(dBµV)	(dB/m)	(dB)	(dB)	(cm)	(deg)	(P/A)	(H/V)
802.11a CH 36 5180MHz		10360	47.15	-21.05	68.2	52.92	39.54	15.45	60.76	100	0	P	H
		15540	47.58	-26.42	74	50.23	38.3	19.62	60.57	100	0	P	H
		10360	47.39	-20.81	68.2	53.16	39.54	15.45	60.76	100	0	P	V
		15540	47.08	-26.92	74	49.73	38.3	19.62	60.57	100	0	P	V
802.11a CH 44 5220MHz		10440	44.85	-23.35	68.2	50.72	39.7	15.31	60.88	100	0	P	H
		15660	47.32	-26.68	74	51.15	37.7	18.95	60.48	100	0	P	H
		10440	45.04	-23.16	68.2	50.91	39.7	15.31	60.88	100	0	P	V
		15660	46.09	-27.91	74	49.92	37.7	18.95	60.48	100	0	P	V
802.11a CH 48 5240MHz		10480	45.81	-22.39	68.2	51.75	39.7	15.33	60.97	100	0	P	H
		15720	44.31	-29.69	74	48.23	37.52	18.98	60.42	100	0	P	H
		10480	44.2	-24	68.2	50.14	39.7	15.33	60.97	100	0	P	V
		15720	45.75	-28.25	74	49.67	37.52	18.98	60.42	100	0	P	V
Remark	5. No other spurious found. 6. All results are PASS against Peak and Average limit line.												

Band 1 5150~5250MHz

WIFI 802.11n HT20 (Band Edge @ 3m)

WIFI Ant.	Note	Frequency	Level	Over Limit	Limit Line	Read Level	Antenna Factor	Path Loss	Preamp Factor	Ant Pos	Table Pos	Peak Avg.	Pol.
0+1		(MHz)	(dBμV/m)	(dB)	(dBμV/m)	(dBμV)	(dB/m)	(dB)	(dB)	(cm)	(deg)	(P/A)	(H/V)
802.11n HT20 CH 36 5180MHz		5146.64	59.22	-14.78	74	50.42	31.89	10.03	33.12	203	180	P	H
		5150	51.11	-2.89	54	42.3	31.9	10.03	33.12	203	180	A	H
	*	5180	115.86	-	-	107.19	31.71	10.07	33.12	203	180	P	H
	*	5180	107.27	-	-	98.6	31.71	10.07	33.12	203	180	A	H
		5146.9	52.97	-21.03	74	44.17	31.89	10.03	33.12	300	278	P	V
		5150	44.63	-9.37	54	35.82	31.9	10.03	33.12	300	278	A	V
	*	5180	109.34	-	-	100.67	31.72	10.07	33.12	300	278	P	V
	*	5180	100.37	-	-	91.7	31.72	10.07	33.12	300	278	A	V
802.11n HT20 CH 44 5220MHz		5131.3	56.08	-17.92	74	47.68	31.86	9.66	33.12	238	183	P	H
		5150	47.08	-6.92	54	38.61	31.9	9.69	33.12	238	183	A	H
	*	5220	119.58	-	-	111.41	31.52	9.77	33.12	238	183	P	H
	*	5220	110.52	-	-	102.35	31.52	9.77	33.12	238	183	A	H
		5369.28	52.18	-21.82	74	44.04	31.42	9.83	33.11	238	183	P	H
		5350.08	42.92	-11.08	54	34.91	31.3	9.82	33.11	238	183	A	H
		5132.34	51.07	-22.93	74	42.67	31.86	9.66	33.12	383	74	P	V
		5146.12	42.58	-11.42	54	34.13	31.89	9.68	33.12	383	74	A	V
	*	5220	112.89	-	-	104.72	31.52	9.77	33.12	383	74	P	V
	*	5220	104.57	-	-	96.4	31.52	9.77	33.12	383	74	A	V
		5425.2	48.72	-25.28	74	40.32	31.65	9.86	33.11	383	74	P	V
		5458.8	39.38	-14.62	54	30.86	31.74	9.89	33.11	383	74	A	V

802.11n HT20 CH 48 5240MHz		5120.12	55.1	-18.9	74	46.74	31.84	9.64	33.12	239	183	P	H
		5128.44	46.9	-7.1	54	38.51	31.86	9.65	33.12	239	183	A	H
	*	5240	119.73	-	-	111.63	31.44	9.78	33.12	239	183	P	H
	*	5240	110.95	-	-	102.85	31.44	9.78	33.12	239	183	A	H
		5369.76	52.53	-21.47	74	44.39	31.42	9.83	33.11	239	183	P	H
		5351.28	44.07	-9.93	54	36.05	31.31	9.82	33.11	239	183	A	H
		5119.34	52.47	-21.53	74	44.11	31.84	9.64	33.12	385	74	P	V
		5128.44	42.05	-11.95	54	33.66	31.86	9.65	33.12	385	74	A	V
	*	5240	112.91	-	-	104.81	31.44	9.78	33.12	385	74	P	V
	*	5240	104.77	-	-	96.67	31.44	9.78	33.12	385	74	A	V
		5368.08	49.66	-24.34	74	41.53	31.41	9.83	33.11	385	74	P	V
		5351.28	39.63	-14.37	54	31.61	31.31	9.82	33.11	385	74	A	V
Remark	5. No other spurious found. 6. All results are PASS against Peak and Average limit line.												

Band 1 5150~5250MHz

WIFI 802.11n HT20 (Harmonic @ 3m)

WIFI Ant.	Note	Frequency	Level	Over Limit	Limit Line	Read Level	Antenna Factor	Path Loss	Preamp Factor	Ant Pos	Table Pos	Peak Avg.	Pol.
0+1		(MHz)	(dBμV/m)	(dB)	(dBμV/m)	(dBμV)	(dB/m)	(dB)	(dB)	(cm)	(deg)	(P/A)	(H/V)
802.11n		10360	45.15	-23.05	68.2	51.11	39.54	15.26	60.76	100	0	P	H
HT20		15540	45.47	-28.53	74	48.84	38.3	18.9	60.57	100	0	P	H
CH 36		10360	44.83	-23.37	68.2	50.79	39.54	15.26	60.76	100	0	P	V
5180MHz		15540	45.26	-28.74	74	48.63	38.3	18.9	60.57	100	0	P	V
802.11n		10440	45.49	-22.71	68.2	51.36	39.7	15.31	60.88	100	0	P	H
HT20		15660	49.86	-24.14	74	53.69	37.7	18.95	60.48	100	0	P	H
CH 44		10440	45.84	-22.36	68.2	51.71	39.7	15.31	60.88	100	0	P	V
5220MHz		15660	46.63	-27.37	74	50.46	37.7	18.95	60.48	100	0	P	V
802.11n		10480	45.28	-22.92	68.2	51.22	39.7	15.33	60.97	100	0	P	H
HT20		15720	49.34	-24.66	74	53.26	37.52	18.98	60.42	100	0	P	H
CH 48		10480	45.99	-22.21	68.2	51.93	39.7	15.33	60.97	100	0	P	V
5240MHz		15720	47.83	-26.17	74	51.75	37.52	18.98	60.42	100	0	P	V
Remark	5. No other spurious found. 6. All results are PASS against Peak and Average limit line.												

Band 1 5150~5250MHz

WIFI 802.11n HT40 (Band Edge @ 3m)

WIFI Ant.	Note	Frequency	Level	Over Limit	Limit Line	Read Level	Antenna Factor	Path Loss	Preamp Factor	Ant Pos	Table Pos	Peak Avg.	Pol.
0+1		(MHz)	(dBμV/m)	(dB)	(dBμV/m)	(dBμV)	(dB/m)	(dB)	(dB)	(cm)	(deg)	(P/A)	(H/V)
802.11n HT40 CH 38 5190MHz		5148.2	58.4	-15.6	74	49.59	31.9	10.03	33.12	200	178	P	H
		5150	51.38	-2.62	54	42.57	31.9	10.03	33.12	200	178	A	H
	*	5190	109.38	-	-	100.76	31.66	10.08	33.12	200	178	P	H
	*	5190	99.77	-	-	91.15	31.66	10.08	33.12	200	178	A	H
		5375.72	49.98	-24.02	74	41.5	31.45	10.14	33.11	200	178	P	H
		5350.24	40.64	-13.36	54	32.31	31.3	10.14	33.11	200	178	A	H
		5150	53.94	-20.06	74	45.13	31.9	10.03	33.12	302	279	P	V
		5150	45.65	-8.35	54	36.84	31.9	10.03	33.12	302	279	A	V
	*	5190	102.73	-	-	94.11	31.66	10.08	33.12	302	279	P	V
	*	5190	94.42	-	-	85.8	31.66	10.08	33.12	302	279	A	V
		5355.56	48.44	-25.56	74	40.08	31.33	10.14	33.11	302	279	P	V
		5460	39.06	-14.94	54	30.19	31.74	10.24	33.11	302	279	A	V
802.11n HT40 CH 46 5230MHz		5148.98	60.15	-13.85	74	51.69	31.9	9.68	33.12	246	174	P	H
		5150	52.24	-1.76	54	43.77	31.9	9.69	33.12	246	174	A	H
	*	5230	115.43	-	-	107.3	31.48	9.77	33.12	246	174	P	H
	*	5230	106.72	-	-	98.59	31.48	9.77	33.12	246	174	A	H
		5387.76	53.49	-20.51	74	45.23	31.53	9.84	33.11	246	174	P	H
		5350.32	43.48	-10.52	54	35.47	31.3	9.82	33.11	246	174	A	H
		5145.08	53.53	-20.47	74	45.08	31.89	9.68	33.12	386	74	P	V
		5149.5	45.42	-8.58	54	36.96	31.9	9.68	33.12	386	74	A	V
	*	5230	109.78	-	-	101.65	31.48	9.77	33.12	386	74	P	V
	*	5230	100.15	-	-	92.02	31.48	9.77	33.12	386	74	A	V
		5451.36	49.31	-24.69	74	40.82	31.71	9.89	33.11	386	74	P	V
		5460	39.5	-14.5	54	30.98	31.74	9.89	33.11	386	74	A	V
Remark	5. No other spurious found. 6. All results are PASS against Peak and Average limit line.												

Band 1 5150~5250MHz

WIFI 802.11n HT40 (Harmonic @ 3m)

WIFI Ant.	Note	Frequency	Level	Over Limit	Limit Line	Read Level	Antenna Factor	Path Loss	Preamp Factor	Ant Pos	Table Pos	Peak Avg.	Pol.
0+1		(MHz)	(dBμV/m)	(dB)	(dBμV/m)	(dBμV)	(dB/m)	(dB)	(dB)	(cm)	(deg)	(P/A)	(H/V)
802.11n		10380	44.24	-23.96	68.2	50.14	39.62	15.27	60.79	100	0	P	H
HT40		15570	44.34	-29.66	74	47.82	38.15	18.91	60.54	100	0	P	H
CH 38		10380	45.46	-22.74	68.2	51.36	39.62	15.27	60.79	100	0	P	V
5190MHz		15570	44	-30	74	47.48	38.15	18.91	60.54	100	0	P	V
802.11n		10460	46.18	-22.02	68.2	52.07	39.7	15.32	60.91	100	0	P	H
HT40		15690	45.09	-28.91	74	49.02	37.55	18.97	60.45	100	0	P	H
CH 46		10460	45.26	-22.94	68.2	51.15	39.7	15.32	60.91	100	0	P	V
5230MHz		15690	45.35	-28.65	74	49.28	37.55	18.97	60.45	100	0	P	V
Remark	5. No other spurious found. 6. All results are PASS against Peak and Average limit line.												

Band 1 5150~5250MHz

WIFI 802.11ac VHT80 (Band Edge @ 3m)

WIFI Ant.	Note	Frequency	Level	Over Limit	Limit Line	Read Level	Antenna Factor	Path Loss	Preamp Factor	Ant Pos	Table Pos	Peak Avg.	Pol.
0+1		(MHz)	(dBμV/m)	(dB)	(dBμV/m)	(dBμV)	(dB/m)	(dB)	(dB)	(cm)	(deg)	(P/A)	(H/V)
802.11ac VHT80 CH 42 5210MHz		5145.86	64.57	-9.43	74	55.77	31.89	10.03	33.12	242	180	P	H
		5149.76	52.78	-1.22	54	43.97	31.9	10.03	33.12	242	180	A	H
	*	5210	104.19	-	-	95.66	31.56	10.09	33.12	242	180	P	H
	*	5210	95.29	-	-	86.76	31.56	10.09	33.12	242	180	A	H
		5354.18	49.74	-24.26	74	41.38	31.33	10.14	33.11	242	180	P	H
		5350.02	39.62	-14.38	54	31.29	31.3	10.14	33.11	242	180	A	H
		5141.18	52.29	-21.71	74	43.5	31.88	10.03	33.12	229	280	P	V
		5149.76	43.33	-10.67	54	34.52	31.9	10.03	33.12	229	280	A	V
	*	5210	94.24	-	-	85.71	31.56	10.09	33.12	229	280	P	V
	*	5210	85.44	-	-	76.91	31.56	10.09	33.12	229	280	A	V
		5409.3	48.74	-25.26	74	40.07	31.62	10.16	33.11	229	280	P	V
		5459.74	38.85	-15.15	54	29.98	31.74	10.24	33.11	229	280	A	V
Remark	5. No other spurious found. 6. All results are PASS against Peak and Average limit line.												

Band 1 5150~5250MHz

WIFI 802.11ac VHT80 (Harmonic @ 3m)

WIFI Ant.	Note	Frequency	Level	Over Limit	Limit Line	Read Level	Antenna Factor	Path Loss	Preamp Factor	Ant Pos	Table Pos	Peak Avg.	Pol.
0+1		(MHz)	(dBμV/m)	(dB)	(dBμV/m)	(dBμV)	(dB/m)	(dB)	(dB)	(cm)	(deg)	(P/A)	(H/V)
802.11ac		10420	44.79	-23.41	68.2	50.64	39.7	15.3	60.85	100	0	P	H
VHT80		15630	43.85	-30.15	74	47.55	37.85	18.94	60.49	100	0	P	H
CH 42		10420	45.08	-23.12	68.2	50.93	39.7	15.3	60.85	100	0	P	V
5210MHz		15630	44.02	-29.98	74	47.72	37.85	18.94	60.49	100	0	P	V
Remark	5. No other spurious found. 6. All results are PASS against Peak and Average limit line.												

Band 2 - 5250~5350MHz

WIFI 802.11a (Band Edge @ 3m)

WIFI Ant.	Note	Frequency (MHz)	Level (dBμV/m)	Over Limit (dB)	Limit Line (dBμV/m)	Read Level (dBμV)	Antenna Factor (dB/m)	Path Loss (dB)	Preamp Factor (dB)	Ant Pos (cm)	Table Pos (deg)	Peak Avg. (P/A)	Pol. (H/V)
802.11a CH 52 5260MHz		5124.44	53.32	-20.68	74	44.94	31.85	9.65	33.12	218	177	P	H
		5140.08	45.08	-8.92	54	36.65	31.88	9.67	33.12	218	177	A	H
	*	5260	115.05	-	-	107	31.38	9.78	33.11	218	177	P	H
	*	5260	107.35	-	-	99.3	31.38	9.78	33.11	218	177	A	H
		5365.2	52.45	-21.55	74	44.34	31.39	9.83	33.11	218	177	P	H
		5352.24	43.44	-10.56	54	35.42	31.31	9.82	33.11	218	177	A	H
		5116.96	50.69	-23.31	74	42.34	31.83	9.64	33.12	326	74	P	V
		5146.54	41.23	-12.77	54	32.78	31.89	9.68	33.12	326	74	A	V
	*	5260	108.51	-	-	100.46	31.38	9.78	33.11	326	74	P	V
	*	5260	100.65	-	-	92.6	31.38	9.78	33.11	326	74	A	V
		5398.8	48.84	-25.16	74	40.52	31.59	9.84	33.11	326	74	P	V
		5460	39.33	-14.67	54	30.81	31.74	9.89	33.11	326	74	A	V
802.11a CH 60 5300MHz		5138.04	54.55	-19.45	74	46.12	31.88	9.67	33.12	237	174	P	H
		5145.18	45.01	-8.99	54	36.56	31.89	9.68	33.12	237	174	A	H
	*	5300	117.52	-	-	109.53	31.3	9.8	33.11	237	174	P	H
	*	5300	109.69	-	-	101.7	31.3	9.8	33.11	237	174	A	H
		5352.72	55.69	-18.31	74	47.66	31.32	9.82	33.11	237	174	P	H
		5351.04	46.71	-7.29	54	38.69	31.31	9.82	33.11	237	174	A	H
		5143.82	51.66	-22.34	74	43.21	31.89	9.68	33.12	400	71	P	V
		5149.94	41.39	-12.61	54	32.93	31.9	9.68	33.12	400	71	A	V
	*	5300	109.77	-	-	101.78	31.3	9.8	33.11	400	71	P	V
	*	5300	101.19	-	-	93.2	31.3	9.8	33.11	400	71	A	V
		5386.32	49.95	-24.05	74	41.71	31.52	9.83	33.11	400	71	P	V
		5419.92	40.14	-13.86	54	31.75	31.64	9.86	33.11	400	71	A	V

802.11a CH 64 5320MHz	*	5320	117.29	-	-	109.29	31.3	9.81	33.11	227	176	P	H
	*	5320	109.41	-	-	101.41	31.3	9.81	33.11	227	176	A	H
		5350.72	60.79	-13.21	74	52.78	31.3	9.82	33.11	227	176	P	H
		5350.88	50.55	-3.45	54	42.53	31.31	9.82	33.11	227	176	A	H
	*	5320	108.38	-	-	100.38	31.3	9.81	33.11	400	22	P	V
	*	5320	100.04	-	-	92.04	31.3	9.81	33.11	400	22	A	V
		5353.76	51.97	-22.03	74	43.94	31.32	9.82	33.11	400	22	P	V
		5351.2	41.85	-12.15	54	33.83	31.31	9.82	33.11	400	22	A	V
Remark	5. No other spurious found. 6. All results are PASS against Peak and Average limit line.												

Band 2 5250~5350MHz

WIFI 802.11a (Harmonic @ 3m)

WIFI Ant.	Note	Frequency	Level	Over Limit	Limit Line	Read Level	Antenna Factor	Path Loss	Preamp Factor	Ant Pos	Table Pos	Peak Avg.	Pol.
0+1		(MHz)	(dBμV/m)	(dB)	(dBμV/m)	(dBμV)	(dB/m)	(dB)	(dB)	(cm)	(deg)	(P/A)	(H/V)
802.11a CH 52 5260MHz		10520	45.49	-22.71	68.2	51.45	39.7	15.35	61.01	100	0	P	H
		15780	45.92	-28.08	74	49.72	37.58	19	60.38	100	0	P	H
		10520	44.15	-24.05	68.2	50.11	39.7	15.35	61.01	100	0	P	V
		15780	45.73	-28.27	74	49.53	37.58	19	60.38	100	0	P	V
802.11a CH 60 5300MHz		10600	45.78	-28.22	74	51.76	39.7	15.4	61.08	100	0	P	H
		15900	45.57	-28.43	74	49.6	37.2	19.05	60.28	100	0	P	H
		10600	44.74	-29.26	74	50.72	39.7	15.4	61.08	100	0	P	V
		15900	44.31	-29.69	74	48.34	37.2	19.05	60.28	100	0	P	V
802.11a CH 64 5320MHz		10640	43.11	-30.89	74	49.14	39.66	15.42	61.11	100	0	P	H
		15960	42.15	-31.85	74	46.28	37.02	19.08	60.23	100	0	P	H
		10640	43.65	-30.35	74	49.68	39.66	15.42	61.11	100	0	P	V
		15960	43.01	-30.99	74	47.14	37.02	19.08	60.23	100	0	P	V
Remark	5. No other spurious found. 6. All results are PASS against Peak and Average limit line.												

Band 2 5250~5350MHz

WIFI 802.11n HT20 (Band Edge @ 3m)

WIFI Ant.	Note	Frequency	Level	Over Limit	Limit Line	Read Level	Antenna Factor	Path Loss	Preamp Factor	Ant Pos	Table Pos	Peak Avg.	Pol.
0+1		(MHz)	(dBμV/m)	(dB)	(dBμV/m)	(dBμV)	(dB/m)	(dB)	(dB)	(cm)	(deg)	(P/A)	(H/V)
802.11n HT20 CH 52 5260MHz		5075.82	55.04	-18.96	74	46.89	31.7	9.57	33.12	243	178	P	H
		5148.24	46.89	-7.11	54	38.43	31.9	9.68	33.12	243	178	A	H
	*	5260	120.54	-	-	112.49	31.38	9.78	33.11	243	178	P	H
	*	5260	111.12	-	-	103.07	31.38	9.78	33.11	243	178	A	H
		5367.36	54.22	-19.78	74	46.1	31.4	9.83	33.11	243	178	P	H
		5350.08	44.97	-9.03	54	36.96	31.3	9.82	33.11	243	178	A	H
		5140.08	51.33	-22.67	74	42.9	31.88	9.67	33.12	392	73	P	V
		5148.58	42.26	-11.74	54	33.8	31.9	9.68	33.12	392	73	A	V
	*	5260	112.43	-	-	104.38	31.38	9.78	33.11	392	73	P	V
	*	5260	103.75	-	-	95.7	31.38	9.78	33.11	392	73	A	V
		5393.52	49.32	-24.68	74	41.03	31.56	9.84	33.11	392	73	P	V
		5357.76	39.82	-14.18	54	31.76	31.35	9.82	33.11	392	73	A	V
802.11n HT20 CH 60 5300MHz		5105.06	52.95	-21.05	74	44.64	31.81	9.62	33.12	256	177	P	H
		5149.94	44.45	-9.55	54	35.99	31.9	9.68	33.12	256	177	A	H
	*	5300	120.14	-	-	112.15	31.3	9.8	33.11	256	177	P	H
	*	5300	111.19	-	-	103.2	31.3	9.8	33.11	256	177	A	H
		5353.68	58.97	-15.03	74	50.94	31.32	9.82	33.11	256	177	P	H
		5350.08	49.8	-4.2	54	41.79	31.3	9.82	33.11	256	177	A	H
		5007.48	50.64	-23.36	74	42.86	31.43	9.47	33.12	400	73	P	V
		5149.6	41.47	-12.53	54	33.01	31.9	9.68	33.12	400	73	A	V
	*	5300	111.38	-	-	103.39	31.3	9.8	33.11	400	73	P	V
	*	5300	103.56	-	-	95.57	31.3	9.8	33.11	400	73	A	V
		5449.68	50.47	-23.53	74	42	31.7	9.88	33.11	400	73	P	V
		5350.08	41.48	-12.52	54	33.47	31.3	9.82	33.11	400	73	A	V

802.11n HT20 CH 64 5320MHz	*	5320	117.69	-	-	109.69	31.3	9.81	33.11	312	176	P	H
	*	5320	109.89	-	-	101.89	31.3	9.81	33.11	312	176	A	H
		5352.32	66.4	-7.6	74	58.38	31.31	9.82	33.11	312	176	P	H
		5350.08	53.32	-0.68	54	45.31	31.3	9.82	33.11	312	176	A	H
	*	5320	108.74	-	-	100.74	31.3	9.81	33.11	358	286	P	V
	*	5320	100.69	-	-	92.69	31.3	9.81	33.11	358	286	A	V
		5351.52	54.75	-19.25	74	46.73	31.31	9.82	33.11	358	286	P	V
		5350.08	45.11	-8.89	54	37.1	31.3	9.82	33.11	358	286	A	V
Remark	5. No other spurious found. 6. All results are PASS against Peak and Average limit line.												

Band 2 5250~5350MHz

WIFI 802.11n HT20 (Harmonic @ 3m)

WIFI Ant.	Note	Frequency	Level	Over Limit	Limit Line	Read Level	Antenna Factor	Path Loss	Preamp Factor	Ant Pos	Table Pos	Peak Avg.	Pol.
0+1		(MHz)	(dBμV/m)	(dB)	(dBμV/m)	(dBμV)	(dB/m)	(dB)	(dB)	(cm)	(deg)	(P/A)	(H/V)
802.11n		10520	47.38	-20.82	68.2	53.34	39.7	15.35	61.01	100	0	P	H
HT20		15780	48.88	-25.12	74	52.68	37.58	19	60.38	100	0	P	H
CH 52		10520	47.09	-21.11	68.2	53.05	39.7	15.35	61.01	100	0	P	V
5260MHz		15780	48.55	-25.45	74	52.35	37.58	19	60.38	100	0	P	V
802.11n		10600	48.14	-25.86	74	53.93	39.7	15.59	61.08	100	0	P	H
HT20		15900	45.72	-28.28	74	49.28	37.2	19.52	60.28	100	0	P	H
CH 60		10600	46.82	-27.18	74	52.61	39.7	15.59	61.08	100	0	P	V
5300MHz		15900	45.91	-28.09	74	49.47	37.2	19.52	60.28	100	0	P	V
802.11n		10640	47.83	-26.17	74	53.86	39.66	15.42	61.11	100	0	P	H
HT20		15960	45.24	-28.76	74	49.37	37.02	19.08	60.23	100	0	P	H
CH 64		10640	45.96	-28.04	74	51.99	39.66	15.42	61.11	100	0	P	V
5320MHz		15960	44.88	-29.12	74	49.01	37.02	19.08	60.23	100	0	P	V
Remark	5. No other spurious found. 6. All results are PASS against Peak and Average limit line.												

Band 2 5250~5350MHz

WIFI 802.11n HT40 (Band Edge @ 3m)

WIFI Ant.	Note	Frequency	Level	Over Limit	Limit Line	Read Level	Antenna Factor	Path Loss	Preamp Factor	Ant Pos	Table Pos	Peak Avg.	Pol.
0+1		(MHz)	(dBμV/m)	(dB)	(dBμV/m)	(dBμV)	(dB/m)	(dB)	(dB)	(cm)	(deg)	(P/A)	(H/V)
802.11n HT40 CH 54 5270MHz		5149.94	56.92	-17.08	74	48.46	31.9	9.68	33.12	244	179	P	H
		5149.94	47.3	-6.7	54	38.84	31.9	9.68	33.12	244	179	A	H
	*	5270	116.83	-	-	108.79	31.36	9.79	33.11	244	179	P	H
	*	5270	107.63	-	-	99.59	31.36	9.79	33.11	244	179	A	H
		5352.24	59.08	-14.92	74	51.06	31.31	9.82	33.11	244	179	P	H
		5350.08	49.68	-4.32	54	41.67	31.3	9.82	33.11	244	179	A	H
		5145.18	50.7	-23.3	74	42.25	31.89	9.68	33.12	400	73	P	V
		5149.94	43.04	-10.96	54	34.58	31.9	9.68	33.12	400	73	A	V
	*	5270	108.53	-	-	100.49	31.36	9.79	33.11	400	73	P	V
	*	5270	99.73	-	-	91.69	31.36	9.79	33.11	400	73	A	V
		5355.6	50.87	-23.13	74	42.83	31.33	9.82	33.11	400	73	P	V
		5350.08	41.41	-12.59	54	33.4	31.3	9.82	33.11	400	73	A	V
802.11n HT40 CH 62 5310MHz		5148.58	53.19	-20.81	74	44.38	31.9	10.03	33.12	241	176	P	H
		5149.6	43.94	-10.06	54	35.13	31.9	10.03	33.12	241	176	A	H
	*	5310	110.71	-	-	102.4	31.3	10.12	33.11	241	176	P	H
	*	5310	101.66	-	-	93.35	31.3	10.12	33.11	241	176	A	H
		5354.4	60.09	-13.91	74	51.73	31.33	10.14	33.11	241	176	P	H
		5350.08	48.92	-5.08	54	40.59	31.3	10.14	33.11	241	176	A	H
		5018.7	50.82	-23.18	74	42.58	31.47	9.89	33.12	328	76	P	V
		5149.6	41.58	-12.42	54	32.77	31.9	10.03	33.12	328	76	A	V
	*	5310	104.64	-	-	96.33	31.3	10.12	33.11	328	76	P	V
	*	5310	96.21	-	-	87.9	31.3	10.12	33.11	328	76	A	V
		5355.84	51.59	-22.41	74	43.22	31.34	10.14	33.11	328	76	P	V
		5350.08	43.22	-10.78	54	34.89	31.3	10.14	33.11	328	76	A	V
Remark	5. No other spurious found. 6. All results are PASS against Peak and Average limit line.												

Band 2 5250~5350MHz

WIFI 802.11n HT40 (Harmonic @ 3m)

WIFI Ant.	Note	Frequency	Level	Over Limit	Limit Line	Read Level	Antenna Factor	Path Loss	Preamp Factor	Ant Pos	Table Pos	Peak Avg.	Pol.
0+1		(MHz)	(dBμV/m)	(dB)	(dBμV/m)	(dBμV)	(dB/m)	(dB)	(dB)	(cm)	(deg)	(P/A)	(H/V)
802.11n		10540	45.38	-22.82	68.2	51.34	39.7	15.37	61.03	100	0	P	H
HT40		15810	47.46	-26.54	74	51.24	37.56	19.01	60.35	100	0	P	H
CH 54		10540	44.96	-23.24	68.2	50.92	39.7	15.37	61.03	100	0	P	V
5270MHz		15810	46.07	-27.93	74	49.85	37.56	19.01	60.35	100	0	P	V
802.11n		10620	46.01	-27.99	74	52.02	39.68	15.41	61.1	100	0	P	H
HT40		15930	42.88	-31.12	74	46.97	37.11	19.06	60.26	100	0	P	H
CH 62		10620	43.36	-30.64	74	49.37	39.68	15.41	61.1	100	0	P	V
5310MHz		15930	43	-31	74	47.09	37.11	19.06	60.26	100	0	P	V
Remark	5. No other spurious found. 6. All results are PASS against Peak and Average limit line.												

Band 2 5250~5350MHz

WIFI 802.11ac VHT80 (Band Edge @ 3m)

WIFI Ant.	Note	Frequency	Level	Over Limit	Limit Line	Read Level	Antenna Factor	Path Loss	Preamp Factor	Ant Pos	Table Pos	Peak Avg.	Pol.
0+1		(MHz)	(dBμV/m)	(dB)	(dBμV/m)	(dBμV)	(dB/m)	(dB)	(dB)	(cm)	(deg)	(P/A)	(H/V)
802.11ac VHT80 CH 58 5290MHz		5143.7	54.92	-19.08	74	46.47	31.89	9.68	33.12	242	175	P	H
		5145.8	44.95	-9.05	54	36.5	31.89	9.68	33.12	242	175	A	H
	*	5290	108.9	-	-	100.89	31.32	9.8	33.11	242	175	P	H
	*	5290	99.9	-	-	91.89	31.32	9.8	33.11	242	175	A	H
		5357.76	64.66	-9.34	74	56.6	31.35	9.82	33.11	242	175	P	H
		5350.08	52.76	-1.24	54	44.75	31.3	9.82	33.11	242	175	A	H
		5142.2	49.82	-24.18	74	41.39	31.88	9.67	33.12	326	283	P	V
		5137.4	40.89	-13.11	54	32.47	31.87	9.67	33.12	326	283	A	V
	*	5290	98.83	-	-	90.82	31.32	9.8	33.11	326	283	P	V
	*	5290	90.2	-	-	82.19	31.32	9.8	33.11	326	283	A	V
		5354.88	53.63	-20.37	74	45.59	31.33	9.82	33.11	326	283	P	V
		5350.08	42.31	-11.69	54	34.3	31.3	9.82	33.11	326	283	A	V
Remark	5. No other spurious found. 6. All results are PASS against Peak and Average limit line.												

Band 2 5250~5350MHz

WIFI 802.11ac VHT80 (Harmonic @ 3m)

WIFI Ant.	Note	Frequency	Level	Over Limit	Limit Line	Read Level	Antenna Factor	Path Loss	Preamp Factor	Ant Pos	Table Pos	Peak Avg.	Pol.
0+1		(MHz)	(dBμV/m)	(dB)	(dBμV/m)	(dBμV)	(dB/m)	(dB)	(dB)	(cm)	(deg)	(P/A)	(H/V)
802.11ac		10580	43.47	-24.73	68.2	49.45	39.7	15.39	61.07	100	0	P	H
VHT80		15870	43.51	-30.49	74	47.45	37.32	19.04	60.3	100	0	P	H
CH 58		10580	44.4	-23.8	68.2	50.38	39.7	15.39	61.07	100	0	P	V
5290MHz		15870	43.69	-30.31	74	47.63	37.32	19.04	60.3	100	0	P	V
Remark	5. No other spurious found. 6. All results are PASS against Peak and Average limit line.												

Band 3 - 5470~5725MHz

WIFI 802.11a (Band Edge @ 3m)

WIFI Ant. 0+1	Note	Frequency (MHz)	Level (dBμV/m)	Over Limit (dB)	Limit Line (dBμV/m)	Read Level (dBμV)	Antenna Factor (dB/m)	Path Loss (dB)	Preamp Factor (dB)	Ant Pos (cm)	Table Pos (deg)	Peak Avg. (P/A)	Pol. (H/V)
802.11a CH 100 5500MHz		5425.04	57.17	-16.83	74	48.77	31.65	9.86	33.11	226	181	P	H
		5463.12	61.01	-7.19	68.2	52.47	31.75	9.9	33.11	226	181	P	H
		5460	48.07	-5.93	54	39.55	31.74	9.89	33.11	226	181	A	H
	*	5500	116.37	-	-	107.65	31.9	9.93	33.11	226	181	P	H
	*	5500	108.62	-	-	99.9	31.9	9.93	33.11	226	181	A	H
		5459.44	52.09	-21.91	74	43.57	31.74	9.89	33.11	389	81	P	V
		5466.48	53.91	-14.29	68.2	45.35	31.77	9.9	33.11	389	81	P	V
		5459.6	42.74	-11.26	54	34.22	31.74	9.89	33.11	389	81	A	V
	*	5500	110.32	-	-	101.6	31.9	9.93	33.11	389	81	P	V
	*	5500	102.62	-	-	93.9	31.9	9.93	33.11	389	81	A	V
802.11a CH 116 5580MHz		5456.08	54.93	-19.07	74	46.43	31.72	9.89	33.11	251	184	P	H
		5466.4	54.72	-13.48	68.2	46.16	31.77	9.9	33.11	251	184	P	H
		5459.92	45.66	-8.34	54	37.14	31.74	9.89	33.11	251	184	A	H
	*	5580	118.5	-	-	109.84	31.8	10	33.14	251	184	P	H
	*	5580	110.33	-	-	101.67	31.8	10	33.14	251	184	A	H
		5730.665	51.76	-16.44	68.2	42.68	32.06	10.2	33.18	251	184	P	H
		5459.68	50.02	-23.98	74	41.5	31.74	9.89	33.11	394	71	P	V
		5464.72	50.61	-17.59	68.2	42.06	31.76	9.9	33.11	394	71	P	V
		5459.92	41.71	-12.29	54	33.19	31.74	9.89	33.11	394	71	A	V
	*	5580	110.79	-	-	102.13	31.8	10	33.14	394	71	P	V
	*	5580	103.27	-	-	94.61	31.8	10	33.14	394	71	A	V
		5729.72	48.98	-19.22	68.2	39.9	32.06	10.2	33.18	394	71	P	V

802.11a CH 140 5700MHz	*	5700	116.8	-	-	107.81	32	10.16	33.17	253	178	P	H
	*	5700	109.09	-	-	100.1	32	10.16	33.17	253	178	A	H
		5729.16	61.41	-6.79	68.2	52.33	32.06	10.2	33.18	253	178	P	H
	*	5700	108.73	-	-	99.74	32	10.16	33.17	396	96	P	V
	*	5700	101.01	-	-	92.02	32	10.16	33.17	396	96	A	V
		5725.16	54.42	-13.78	68.2	45.35	32.05	10.2	33.18	396	96	P	V
Remark	5. No other spurious found. 6. All results are PASS against Peak and Average limit line.												

Band 3 - 5470~5725MHz

WIFI 802.11a (Harmonic @ 3m)

WIFI Ant.	Note	Frequency	Level	Over Limit	Limit Line	Read Level	Antenna Factor	Path Loss	Preamp Factor	Ant Pos	Table Pos	Peak Avg.	Pol.
0+1		(MHz)	(dBμV/m)	(dB)	(dBμV/m)	(dBμV)	(dB/m)	(dB)	(dB)	(cm)	(deg)	(P/A)	(H/V)
802.11a CH 100 5500MHz		11000	57.3	-16.7	74	63.08	40	15.62	61.4	100	0	P	H
		11000	44.9	-9.1	54	50.68	40	15.62	61.4	100	0	A	H
		16500	44.49	-23.71	68.2	45.74	38.7	19.55	59.5	100	0	P	H
		11000	49.99	-24.01	74	55.77	40	15.62	61.4	100	0	P	V
		16500	45.76	-22.44	68.2	47.01	38.7	19.55	59.5	100	0	P	V
802.11a CH 116 5580MHz		11160	56.83	-17.17	74	63.03	39.48	15.72	61.4	100	0	P	H
		11160	44.86	-9.14	54	51.06	39.48	15.72	61.4	100	0	A	H
		16740	45.58	-22.62	68.2	45.17	39.56	19.77	58.92	100	0	P	H
		11160	54.66	-19.34	74	60.86	39.48	15.72	61.4	202	0	P	V
		11160	43.48	-10.52	54	49.68	39.48	15.72	61.4	202	0	A	V
		16740	46.55	-21.65	68.2	46.14	39.56	19.77	58.92	100	0	P	V
802.11a CH 140 5700MHz		11400	58.71	-15.29	74	64.55	39.7	15.86	61.4	269	179	P	H
		11400	47.46	-6.54	54	53.3	39.7	15.86	61.4	269	179	A	H
		17100	52.05	-16.15	68.2	49.81	40.1	20.1	57.96	100	0	P	H
		11400	54.54	-19.46	74	60.38	39.7	15.86	61.4	242	67	P	V
		11400	43.32	-10.68	54	49.16	39.7	15.86	61.4	242	67	A	V
		17100	52.77	-15.43	68.2	50.53	40.1	20.1	57.96	100	0	P	V
Remark	5. No other spurious found. 6. All results are PASS against Peak and Average limit line.												

Band 3 - 5470~5725MHz

WIFI 802.11n HT20 (Band Edge @ 3m)

WIFI Ant.	Note	Frequency	Level	Over Limit	Limit Line	Read Level	Antenna Factor	Path Loss	Preamp Factor	Ant Pos	Table Pos	Peak Avg.	Pol.
0+1		(MHz)	(dBμV/m)	(dB)	(dBμV/m)	(dBμV)	(dB/m)	(dB)	(dB)	(cm)	(deg)	(P/A)	(H/V)
802.11n HT20 CH 100 5500MHz		5457.2	58.81	-15.19	74	50.3	31.73	9.89	33.11	228	178	P	H
		5467.12	66.17	-2.03	68.2	57.61	31.77	9.9	33.11	228	178	P	H
		5460	49.87	-4.13	54	41.35	31.74	9.89	33.11	228	178	A	H
	*	5500	116.97	-	-	108.25	31.9	9.93	33.11	228	178	P	H
	*	5500	108.55	-	-	99.83	31.9	9.93	33.11	228	178	A	H
		5457.04	52.45	-21.55	74	43.94	31.73	9.89	33.11	349	76	P	V
		5469.36	57.59	-10.61	68.2	49.02	31.78	9.9	33.11	349	76	P	V
		5459.92	44.12	-9.88	54	35.6	31.74	9.89	33.11	349	76	A	V
	*	5500	111.13	-	-	102.41	31.9	9.93	33.11	349	76	P	V
	*	5500	102.58	-	-	93.86	31.9	9.93	33.11	349	76	A	V
802.11n HT20 CH 116 5580MHz		5459.44	55.5	-18.5	74	46.98	31.74	9.89	33.11	228	180	P	H
		5463.76	55.5	-12.7	68.2	46.95	31.76	9.9	33.11	228	180	P	H
		5459.92	44.94	-9.06	54	36.42	31.74	9.89	33.11	228	180	A	H
	*	5580	120.61	-	-	111.95	31.8	10	33.14	228	180	P	H
	*	5580	112.42	-	-	103.76	31.8	10	33.14	228	180	A	H
		5743.58	52.93	-15.27	68.2	43.81	32.09	10.22	33.19	228	180	P	H
		5458	52.96	-21.04	74	44.45	31.73	9.89	33.11	339	259	P	V
		5468.56	52.07	-16.13	68.2	43.51	31.77	9.9	33.11	339	259	P	V
		5451.28	41.1	-12.9	54	32.61	31.71	9.89	33.11	339	259	A	V
	*	5580	113.5	-	-	104.84	31.8	10	33.14	339	259	P	V
	*	5580	105.39	-	-	96.73	31.8	10	33.14	339	259	A	V
		5727.2	50.66	-17.54	68.2	41.59	32.05	10.2	33.18	339	259	P	V

802.11n HT20 CH 140 5700MHz	*	5700	116.61	-	-	107.62	32	10.16	33.17	225	178	P	H
	*	5700	108.53	-	-	99.54	32	10.16	33.17	225	178	A	H
		5725.72	66.2	-2	68.2	57.13	32.05	10.2	33.18	225	178	P	H
	*	5700	109.32	-	-	100.33	32	10.16	33.17	381	264	P	V
	*	5700	100.89	-	-	91.9	32	10.16	33.17	381	264	A	V
		5725.08	56.72	-11.48	68.2	47.65	32.05	10.2	33.18	381	264	P	V
Remark	5. No other spurious found. 6. All results are PASS against Peak and Average limit line.												

Band 3 - 5470~5725MHz

WIFI 802.11n HT20 (Harmonic @ 3m)

WIFI Ant.	Note	Frequency	Level	Over Limit	Limit Line	Read Level	Antenna Factor	Path Loss	Preamp Factor	Ant Pos	Table Pos	Peak Avg.	Pol.
0+1		(MHz)	(dBμV/m)	(dB)	(dBμV/m)	(dBμV)	(dB/m)	(dB)	(dB)	(cm)	(deg)	(P/A)	(H/V)
802.11n HT20 CH 100 5500MHz		11000	48.37	-25.63	74	53.95	40	15.82	61.4	100	0	P	H
		16500	46.37	-21.83	68.2	47.17	38.7	20	59.5	100	0	P	H
		11000	48.92	-25.08	74	54.5	40	15.82	61.4	100	0	P	V
		16500	47.81	-20.39	68.2	48.61	38.7	20	59.5	100	0	P	V
802.11n HT20 CH 116 5580MHz		11160	58.99	-15.01	74	65.19	39.48	15.72	61.4	189	176	P	H
		11160	48.9	-5.1	54	55.1	39.48	15.72	61.4	189	176	A	H
		16740	47.53	-20.67	68.2	47.12	39.56	19.77	58.92	100	0	P	H
		11160	57.35	-16.65	74	63.55	39.48	15.72	61.4	217	358	P	V
		11160	47.42	-6.58	54	53.62	39.48	15.72	61.4	217	358	A	V
		16740	46.81	-21.39	68.2	46.4	39.56	19.77	58.92	100	0	P	V
802.11n HT20 CH 140 5700MHz		11400	46.94	-27.06	74	52.78	39.7	15.86	61.4	100	0	P	H
		17100	47.03	-21.17	68.2	44.79	40.1	20.1	57.96	100	0	P	H
		11400	46.38	-27.62	74	52.22	39.7	15.86	61.4	100	0	P	V
		17100	47.32	-20.88	68.2	45.08	40.1	20.1	57.96	100	0	P	V
Remark	5. No other spurious found. 6. All results are PASS against Peak and Average limit line.												

Band 3 - 5470~5725MHz

WIFI 802.11n HT40 (Band Edge @ 3m)

WIFI Ant.	Note	Frequency	Level	Over Limit	Limit Line	Read Level	Antenna Factor	Path Loss	Preamp Factor	Ant Pos	Table Pos	Peak Avg.	Pol.
0+1		(MHz)	(dBμV/m)	(dB)	(dBμV/m)	(dBμV)	(dB/m)	(dB)	(dB)	(cm)	(deg)	(P/A)	(H/V)
802.11n HT40 CH 102 5510MHz		5459.68	59.49	-14.51	74	50.97	31.74	9.89	33.11	223	184	P	H
		5462.32	65.81	-2.39	68.2	57.27	31.75	9.9	33.11	223	184	P	H
		5459.92	47.58	-6.42	54	39.06	31.74	9.89	33.11	223	184	A	H
	*	5510	110.5	-	-	101.79	31.88	9.94	33.11	223	184	P	H
	*	5510	101.9	-	-	93.19	31.88	9.94	33.11	223	184	A	H
		5732.555	51.31	-16.89	68.2	42.21	32.07	10.21	33.18	223	184	P	H
		5458.72	52.7	-21.3	74	44.19	31.73	9.89	33.11	385	82	P	V
		5469.28	55.78	-12.42	68.2	47.21	31.78	9.9	33.11	385	82	P	V
		5459.92	42.56	-11.44	54	34.04	31.74	9.89	33.11	385	82	A	V
	*	5510	103.72	-	-	95.01	31.88	9.94	33.11	385	82	P	V
	*	5510	95.4	-	-	86.69	31.88	9.94	33.11	385	82	A	V
		5749.88	50.42	-17.78	68.2	41.28	32.1	10.23	33.19	385	82	P	V
802.11n HT40 CH 110 5550MHz		5456.08	60.75	-13.25	74	52.25	31.72	9.89	33.11	223	183	P	H
		5468.56	66.45	-1.75	68.2	57.89	31.77	9.9	33.11	223	183	P	H
		5459.92	49.95	-4.05	54	41.43	31.74	9.89	33.11	223	183	A	H
	*	5550	116.3	-	-	107.65	31.8	9.98	33.13	223	183	P	H
	*	5550	108.46	-	-	99.81	31.8	9.98	33.13	223	183	A	H
		5726.57	52	-16.2	68.2	42.93	32.05	10.2	33.18	223	183	P	H
		5458.96	53.88	-20.12	74	45.36	31.74	9.89	33.11	400	258	P	V
		5466.88	55.73	-12.47	68.2	47.17	31.77	9.9	33.11	400	258	P	V
		5459.92	44.27	-9.73	54	35.75	31.74	9.89	33.11	400	258	A	V
	*	5550	110.76	-	-	102.11	31.8	9.98	33.13	400	258	P	V
	*	5550	101.78	-	-	93.13	31.8	9.98	33.13	400	258	A	V
		5733.5	51.08	-17.12	68.2	41.98	32.07	10.21	33.18	400	258	P	V

802.11n HT40 CH 134 5670MHz		5457.1	52.75	-21.25	74	43.89	31.73	10.24	33.11	241	182	P	H
		5461.3	51.88	-16.32	68.2	42.99	31.75	10.25	33.11	241	182	P	H
		5459.9	42.8	-11.2	54	33.93	31.74	10.24	33.11	241	182	A	H
	*	5670	113.37	-	-	104.21	31.82	10.5	33.16	241	182	P	H
	*	5670	104.4	-	-	95.24	31.82	10.5	33.16	241	182	A	H
		5726.675	64.69	-3.51	68.2	55.29	32.05	10.53	33.18	241	182	P	H
		5430.5	48.86	-25.14	74	40.11	31.66	10.2	33.11	377	261	P	V
		5464.1	48.62	-19.58	68.2	39.72	31.76	10.25	33.11	377	261	P	V
		5459.9	40.03	-13.97	54	31.16	31.74	10.24	33.11	377	261	A	V
	*	5670	107.05	-	-	97.89	31.82	10.5	33.16	377	261	P	V
	*	5670	97.95	-	-	88.79	31.82	10.5	33.16	377	261	A	V
		5729.475	52.37	-15.83	68.2	42.96	32.06	10.53	33.18	377	261	P	V
Remark	5. No other spurious found. 6. All results are PASS against Peak and Average limit line.												

Band 3 - 5470~5725MHz

WIFI 802.11n HT40 (Harmonic @ 3m)

WIFI Ant.	Note	Frequency	Level	Over Limit	Limit Line	Read Level	Antenna Factor	Path Loss	Preamp Factor	Ant Pos	Table Pos	Peak Avg.	Pol.
0+1		(MHz)	(dBμV/m)	(dB)	(dBμV/m)	(dBμV)	(dB/m)	(dB)	(dB)	(cm)	(deg)	(P/A)	(H/V)
802.11n HT40 CH 102 5510MHz		11020	45.93	-28.07	74	51.77	39.92	15.64	61.4	100	0	P	H
		16530	44.38	-23.82	68.2	45.46	38.76	19.58	59.42	100	0	P	H
		11020	45.7	-28.3	74	51.54	39.92	15.64	61.4	100	0	P	V
		16530	44.43	-23.77	68.2	45.51	38.76	19.58	59.42	100	0	P	V
802.11n HT40 CH 110 5550MHz		11100	54.21	-19.79	74	60.33	39.6	15.68	61.4	209	228	P	H
		11100	44.51	-9.49	54	50.63	39.6	15.68	61.4	209	228	A	H
		16650	44.62	-23.58	68.2	45.01	39.05	19.69	59.13	100	0	P	H
		11100	48.53	-25.47	74	54.65	39.6	15.68	61.4	100	0	P	V
		16650	44.71	-23.49	68.2	45.1	39.05	19.69	59.13	100	0	P	V
802.11n HT40 CH 134 5670MHz		11340	48.29	-25.71	74	54.29	39.58	15.82	61.4	100	0	P	H
		17010	46.88	-21.32	68.2	45.1	40.01	20.01	58.24	100	0	P	H
		11340	48.06	-25.94	74	54.06	39.58	15.82	61.4	100	0	P	V
		17010	48.64	-19.56	68.2	46.86	40.01	20.01	58.24	100	0	P	V
Remark	5. No other spurious found. 6. All results are PASS against Peak and Average limit line.												

Band 3 - 5470~5725MHz

WIFI 802.11ac VHT80 (Band Edge @ 3m)

WIFI Ant.	Note	Frequency	Level	Over Limit	Limit Line	Read Level	Antenna Factor	Path Loss	Preamp Factor	Ant Pos	Table Pos	Peak Avg.	Pol.
0+1		(MHz)	(dBμV/m)	(dB)	(dBμV/m)	(dBμV)	(dB/m)	(dB)	(dB)	(cm)	(deg)	(P/A)	(H/V)
802.11ac VHT80 CH 106 5530MHz		5457.76	64.58	-9.42	74	55.72	31.73	10.24	33.11	225	181	P	H
		5463.04	66.29	-1.91	68.2	57.4	31.75	10.25	33.11	225	181	P	H
		5455.36	51.68	-2.32	54	42.83	31.72	10.24	33.11	225	181	A	H
	*	5530	107.53	-	-	98.46	31.84	10.35	33.12	225	181	P	H
	*	5530	100.01	-	-	90.94	31.84	10.35	33.12	225	181	A	H
		5736.65	51.73	-16.47	68.2	42.31	32.07	10.54	33.19	225	181	P	H
		5451.04	52.24	-21.76	74	43.42	31.7	10.23	33.11	386	255	P	V
		5467.84	53.52	-14.68	68.2	44.6	31.77	10.26	33.11	386	255	P	V
		5455.84	42.58	-11.42	54	33.73	31.72	10.24	33.11	386	255	A	V
	*	5530	99.49	-	-	90.42	31.84	10.35	33.12	386	255	P	V
	*	5530	91.88	-	-	82.81	31.84	10.35	33.12	386	255	A	V
		5731.61	48.51	-19.69	68.2	39.1	32.06	10.53	33.18	386	255	P	V
802.11ac VHT80 CH 122 5610MHz		5452.2	61.86	-12.14	74	53.37	31.71	9.89	33.11	221	145	P	H
		5469	63.97	-4.23	68.2	55.4	31.78	9.9	33.11	221	145	P	H
		5459.55	49.01	-4.99	54	40.49	31.74	9.89	33.11	221	145	A	H
	*	5610	110.08	-	-	101.42	31.78	10.03	33.15	221	145	P	H
	*	5610	102.99	-	-	94.33	31.78	10.03	33.15	221	145	A	H
		5728.25	67.56	-0.64	68.2	58.48	32.06	10.2	33.18	221	145	P	H
		5451.5	53.05	-20.95	74	44.56	31.71	9.89	33.11	349	100	P	V
		5470	55.11	-13.09	68.2	46.54	31.78	9.9	33.11	349	100	P	V
		5459.9	42.43	-11.57	54	33.91	31.74	9.89	33.11	349	100	A	V
	*	5610	107.36	-	-	98.7	31.78	10.03	33.15	349	100	P	V
	*	5610	99.78	-	-	91.12	31.78	10.03	33.15	349	100	A	V
		5727.55	56.59	-11.61	68.2	47.51	32.06	10.2	33.18	349	100	P	V
Remark	5. No other spurious found. 6. All results are PASS against Peak and Average limit line.												

Band 3 5470~5725MHz

WIFI 802.11ac VHT80 (Harmonic @ 3m)

WIFI Ant.	Note	Frequency	Level	Over Limit	Limit Line	Read Level	Antenna Factor	Path Loss	Preamp Factor	Ant Pos	Table Pos	Peak Avg.	Pol.
0+1		(MHz)	(dBμV/m)	(dB)	(dBμV/m)	(dBμV)	(dB/m)	(dB)	(dB)	(cm)	(deg)	(P/A)	(H/V)
802.11ac		11060	45.57	-28.43	74	51.55	39.76	15.66	61.4	100	0	P	H
VHT80		16590	44.35	-23.85	68.2	45.12	38.88	19.64	59.29	100	0	P	H
CH 106		11060	45.5	-28.5	74	51.48	39.76	15.66	61.4	100	0	P	V
5530MHz		16590	45.54	-22.66	68.2	46.31	38.88	19.64	59.29	100	0	P	V
802.11ac		11220	49.75	-24.25	74	55.98	39.42	15.75	61.4	100	0	P	H
VHT80		16830	46.07	-22.13	68.2	44.89	40.04	19.85	58.71	100	0	P	H
CH 122		11220	48.5	-25.5	74	54.73	39.42	15.75	61.4	100	0	P	V
5610MHz		16830	47.98	-20.22	68.2	46.8	40.04	19.85	58.71	100	0	P	V
Remark	5. No other spurious found. 6. All results are PASS against Peak and Average limit line.												

Band 3 - Straddle Channel

WIFI 802.11a (Band Edge @ 3m)

WIFI	Note	Frequency	Level	Over	Limit	Read	Antenna	Path	Preamp	Ant	Table	Peak	Pol.
Ant.				Limit	Line	Level	Factor	Loss	Factor	Pos	Pos	Avg.	
0+1		(MHz)	(dBµV/m)	(dB)	(dBµV/m)	(dBµV)	(dB/m)	(dB)	(dB)	(cm)	(deg)	(P/A)	(H/V)
802.11a CH 144 5720MHz		5449.84	50.04	-23.96	74	41.57	31.7	9.88	33.11	238	176	P	H
		5467.39	50.61	-17.59	68.2	42.05	31.77	9.9	33.11	238	176	P	H
		5459.98	41.38	-12.62	54	32.86	31.74	9.89	33.11	238	176	A	H
	*	5720	120.11	-	-	111.06	32.04	10.19	33.18	238	176	P	H
	*	5720	112.45	-	-	103.4	32.04	10.19	33.18	238	176	A	H
		5930.75	50.86	-17.34	68.2	41.11	32.56	10.44	33.25	238	176	P	H
		5425.66	49.54	-24.46	74	41.14	31.65	9.86	33.11	357	96	P	V
		5460.76	47.84	-20.36	68.2	39.32	31.74	9.89	33.11	357	96	P	V
		5459.59	39.44	-14.56	54	30.92	31.74	9.89	33.11	357	96	A	V
	*	5720	113.14	-	-	104.09	32.04	10.19	33.18	357	96	P	V
	*	5720	105.11	-	-	96.06	32.04	10.19	33.18	357	96	A	V
		5911.25	51	-17.2	68.2	41.3	32.52	10.42	33.24	357	96	P	V
Remark	5. No other spurious found. 6. All results are PASS against Peak and Average limit line.												

Band 3 - Straddle Channel

WIFI 802.11a (Harmonic @ 3m)

WIFI Ant.	Note	Frequency	Level	Over Limit	Limit Line	Read Level	Antenna Factor	Path Loss	Preamp Factor	Ant Pos	Table Pos	Peak Avg.	Pol.
0+1		(MHz)	(dBµV/m)	(dB)	(dBµV/m)	(dBµV)	(dB/m)	(dB)	(dB)	(cm)	(deg)	(P/A)	(H/V)
802.11a CH 144 5720MHz		11440	57.83	-16.17	74	63.65	39.7	15.88	61.4	100	0	P	H
		11440	46.9	-7.1	54	52.72	39.7	15.88	61.4	100	0	A	H
		17160	51.66	-16.54	68.2	48.96	40.28	20.15	57.73	100	0	P	H
		11440	49.51	-24.49	74	55.33	39.7	15.88	61.4	100	0	P	V
		17160	51.08	-17.12	68.2	48.38	40.28	20.15	57.73	100	0	P	V
Remark	5. No other spurious found. 6. All results are PASS against Peak and Average limit line.												

Band 3 - Straddle Channel

WIFI 802.11n HT20 (Band Edge @ 3m)

WIFI Ant.	Note	Frequency	Level	Over Limit	Limit Line	Read Level	Antenna Factor	Path Loss	Preamp Factor	Ant Pos	Table Pos	Peak Avg.	Pol.
0+1		(MHz)	(dBμV/m)	(dB)	(dBμV/m)	(dBμV)	(dB/m)	(dB)	(dB)	(cm)	(deg)	(P/A)	(H/V)
802.11n HT20 CH 144 5720MHz		5397.97	50.92	-23.08	74	42.6	31.59	9.84	33.11	220	178	P	H
		5467.39	51.27	-16.93	68.2	42.71	31.77	9.9	33.11	220	178	P	H
		5459.98	41.19	-12.81	54	32.67	31.74	9.89	33.11	220	178	A	H
	*	5720	121.41	-	-	112.36	32.04	10.19	33.18	220	178	P	H
	*	5720	113.1	-	-	104.05	32.04	10.19	33.18	220	178	A	H
		5850.25	52.68	-15.52	68.2	43.24	32.3	10.36	33.22	220	178	P	H
		5359.75	48.8	-25.2	74	40.73	31.36	9.82	33.11	395	268	P	V
		5467.39	48.7	-19.5	68.2	40.14	31.77	9.9	33.11	395	268	P	V
		5459.98	39.33	-14.67	54	30.81	31.74	9.89	33.11	395	268	A	V
	*	5720	113.99	-	-	104.94	32.04	10.19	33.18	395	268	P	V
	*	5720	105.3	-	-	96.25	32.04	10.19	33.18	395	268	A	V
		5947.75	51	-17.2	68.2	41.19	32.6	10.46	33.25	395	268	P	V
Remark	5. No other spurious found. 6. All results are PASS against Peak and Average limit line.												

Band 3 - Straddle Channel

WIFI 802.11n HT20 (Harmonic @ 3m)

WIFI Ant.	Note	Frequency	Level	Over Limit	Limit Line	Read Level	Antenna Factor	Path Loss	Preamp Factor	Ant Pos	Table Pos	Peak Avg.	Pol.
0+1		(MHz)	(dBμV/m)	(dB)	(dBμV/m)	(dBμV)	(dB/m)	(dB)	(dB)	(cm)	(deg)	(P/A)	(H/V)
802.11n		11440	48.85	-25.15	74	54.67	39.7	15.88	61.4	100	0	P	H
HT20		17160	51.2	-17	68.2	48.5	40.28	20.15	57.73	100	0	P	H
CH 144		11440	48.43	-25.57	74	54.25	39.7	15.88	61.4	100	0	P	V
5720MHz		17160	49.19	-19.01	68.2	46.49	40.28	20.15	57.73	100	0	P	V
Remark	5. No other spurious found. 6. All results are PASS against Peak and Average limit line.												

Band 3 - Straddle Channel

WIFI 802.11n HT40 (Band Edge @ 3m)

WIFI Ant.	Note	Frequency	Level	Over Limit	Limit Line	Read Level	Antenna Factor	Path Loss	Preamp Factor	Ant Pos	Table Pos	Peak Avg.	Pol.
0+1		(MHz)	(dBμV/m)	(dB)	(dBμV/m)	(dBμV)	(dB/m)	(dB)	(dB)	(cm)	(deg)	(P/A)	(H/V)
802.11n HT40 CH 142 5710MHz		5443.6	52.63	-21.37	74	44.17	31.69	9.88	33.11	207	179	P	H
		5465.05	53.07	-15.13	68.2	44.52	31.76	9.9	33.11	207	179	P	H
		5459.98	41.92	-12.08	54	33.4	31.74	9.89	33.11	207	179	A	H
	*	5710	118.74	-	-	109.73	32.02	10.17	33.18	207	179	P	H
	*	5710	109.56	-	-	100.55	32.02	10.17	33.18	207	179	A	H
		5860.25	52.32	-15.88	68.2	42.84	32.34	10.37	33.23	207	179	P	H
		5454.91	49.41	-24.59	74	40.91	31.72	9.89	33.11	398	268	P	V
		5465.44	49.81	-18.39	68.2	41.26	31.76	9.9	33.11	398	268	P	V
		5459.98	39.82	-14.18	54	31.3	31.74	9.89	33.11	398	268	A	V
	*	5710	111.74	-	-	102.73	32.02	10.17	33.18	398	268	P	V
	*	5710	102.55	-	-	93.54	32.02	10.17	33.18	398	268	A	V
		5854.5	50.68	-17.52	68.2	41.22	32.32	10.36	33.22	398	268	P	V
Remark	5. No other spurious found. 6. All results are PASS against Peak and Average limit line.												

Band 3 - Straddle Channel

WIFI 802.11n HT40 (Harmonic @ 3m)

WIFI Ant.	Note	Frequency	Level	Over Limit	Limit Line	Read Level	Antenna Factor	Path Loss	Preamp Factor	Ant Pos	Table Pos	Peak Avg.	Pol.
0+1		(MHz)	(dBμV/m)	(dB)	(dBμV/m)	(dBμV)	(dB/m)	(dB)	(dB)	(cm)	(deg)	(P/A)	(H/V)
802.11n		11420	46.92	-27.08	74	52.75	39.7	15.87	61.4	100	0	P	H
HT40		17130	48.53	-19.67	68.2	46.07	40.19	20.12	57.85	100	0	P	H
CH 142		11420	45.93	-28.07	74	51.76	39.7	15.87	61.4	100	0	P	V
5710MHz		17130	48.15	-20.05	68.2	45.69	40.19	20.12	57.85	100	0	P	V
Remark	5. No other spurious found. 6. All results are PASS against Peak and Average limit line.												

Band 3 - Straddle Channel

WIFI 802.11ac VHT80 (Band Edge @ 3m)

WIFI Ant.	Note	Frequency	Level	Over Limit	Limit Line	Read Level	Antenna Factor	Path Loss	Preamp Factor	Ant Pos	Table Pos	Peak Avg.	Pol.
0+1		(MHz)	(dBµV/m)	(dB)	(dBµV/m)	(dBµV)	(dB/m)	(dB)	(dB)	(cm)	(deg)	(P/A)	(H/V)
802.11ac VHT80 CH 138 5690MHz		5436.97	52.18	-21.82	74	43.75	31.67	9.87	33.11	223	178	P	H
		5470	52.99	-15.21	68.2	44.42	31.78	9.9	33.11	223	178	P	H
		5459.59	43.72	-10.28	54	35.2	31.74	9.89	33.11	223	178	A	H
	*	5690	113.72	-	-	104.8	31.94	10.15	33.17	223	178	P	H
	*	5690	105.81	-	-	96.89	31.94	10.15	33.17	223	178	A	H
		5852.5	55.54	-12.66	68.2	46.09	32.31	10.36	33.22	223	178	P	H
		5458.03	48.86	-25.14	74	40.35	31.73	9.89	33.11	381	273	P	V
		5463.88	48.29	-19.91	68.2	39.74	31.76	9.9	33.11	381	273	P	V
		5459.2	39.83	-14.17	54	31.31	31.74	9.89	33.11	381	273	A	V
	*	5690	103.65	-	-	94.73	31.94	10.15	33.17	381	273	P	V
	*	5690	95.34	-	-	86.42	31.94	10.15	33.17	381	273	A	V
		5853.7	51.35	-16.85	68.2	41.9	32.31	10.36	33.22	381	273	P	V
Remark	5. No other spurious found. 6. All results are PASS against Peak and Average limit line.												

Band 3 - Straddle Channel

WIFI 802.11ac VHT80 (Harmonic @ 3m)

WIFI Ant.	Note	Frequency	Level	Over Limit	Limit Line	Read Level	Antenna Factor	Path Loss	Preamp Factor	Ant Pos	Table Pos	Peak Avg.	Pol.
0+1		(MHz)	(dBµV/m)	(dB)	(dBµV/m)	(dBµV)	(dB/m)	(dB)	(dB)	(cm)	(deg)	(P/A)	(H/V)
802.11ac		11380	47.36	-26.64	74	53.25	39.66	15.85	61.4	100	0	P	H
VHT80		17070	47.44	-20.76	68.2	45.37	40.07	20.07	58.07	100	0	P	H
CH 138		11380	47.57	-26.43	74	53.46	39.66	15.85	61.4	100	0	P	V
5690MHz		17070	47.73	-20.47	68.2	45.66	40.07	20.07	58.07	100	0	P	V
Remark	5. No other spurious found. 6. All results are PASS against Peak and Average limit line.												

Emission below 1GHz

WIFI 802.11n HT40 (LF @ 3m)

WIFI	Note	Frequency	Level	Over	Limit	Read	Antenna	Path	Preamp	Ant	Table	Peak	Pol.
Ant.				Limit	Line	Level	Factor	Loss	Factor	Pos	Pos	Avg.	
0+1		(MHz)	(dBμV/m)	(dB)	(dBμV/m)	(dBμV)	(dB/m)	(dB)	(dB)	(cm)	(deg)	(P/A)	(H/V)
802.11n HT40 LF		115.32	29.42	-14.08	43.5	43.38	16.91	1.44	32.31	-	-	P	H
		182.28	32.26	-11.24	43.5	47.91	14.71	1.89	32.25	-	-	P	H
		232.77	40	-6	46	53.92	16.26	2.04	32.22	100	58	Q	H
		232.77	44.89	-	-	58.81	16.26	2.04	32.22	100	58	P	H
		697.6	33.65	-12.35	46	35.74	26.58	3.46	32.13	-	-	P	H
		751.5	36.27	-9.73	46	36.79	27.83	3.65	32	-	-	P	H
		941.2	34.46	-11.54	46	31.27	30.03	4.13	30.97	-	-	P	H
		47.28	32.62	-7.38	40	48.61	15.44	0.94	32.37	100	0	P	V
		76.98	30.21	-9.79	40	48.58	12.74	1.23	32.34	-	-	P	V
		231.69	36.28	-9.72	46	50.31	16.15	2.04	32.22	-	-	P	V
		698.3	34.25	-11.75	46	36.34	26.58	3.46	32.13	-	-	P	V
		747.3	35.55	-10.45	46	36.14	27.78	3.64	32.01	-	-	P	V
		952.4	34.34	-11.66	46	30.37	30.68	4.16	30.87	-	-	P	V
Remark	3. No other spurious found. 4. All results are PASS against limit line.												

<TXBF Mode>

Band 1 - 5150~5250MHz

WIFI 802.11ac VHT20 (Band Edge @ 3m)

WIFI Ant. 0+1	Note	Frequency (MHz)	Level (dBμV/m)	Over Limit (dB)	Limit Line (dBμV/m)	Read Level (dBμV)	Antenna Factor (dB/m)	Path Loss (dB)	Preamp Factor (dB)	Ant Pos (cm)	Table Pos (deg)	Peak Avg. (P/A)	Pol. (H/V)
802.11ac VHT20 CH 36 5180MHz		5148.98	64.77	-9.23	74	56.31	31.9	9.68	33.12	240	167	P	H
		5150	51.46	-2.54	54	42.99	31.9	9.69	33.12	240	167	A	H
	*	5180	115.3	-	-	106.97	31.72	9.73	33.12	240	167	P	H
	*	5180	106.24	-	-	97.91	31.72	9.73	33.12	240	167	A	H
		5147.94	57.23	-16.77	74	48.77	31.9	9.68	33.12	400	288	P	V
		5150	47.53	-6.47	54	39.06	31.9	9.69	33.12	400	288	A	V
	*	5180	109.82	-	-	101.49	31.72	9.73	33.12	400	288	P	V
	*	5180	102.78	-	-	94.45	31.72	9.73	33.12	400	288	A	V
802.11ac VHT20 CH 44 5220MHz		5141.18	55.74	-18.26	74	47.31	31.88	9.67	33.12	238	173	P	H
		5137.28	47.08	-6.92	54	38.66	31.87	9.67	33.12	238	173	A	H
	*	5220	114.1	-	-	105.93	31.52	9.77	33.12	238	173	P	H
	*	5220	108.35	-	-	100.18	31.52	9.77	33.12	238	173	A	H
		5398.08	51.7	-22.3	74	43.38	31.59	9.84	33.11	238	173	P	H
		5354.64	42.28	-11.72	54	34.24	31.33	9.82	33.11	238	173	A	H
		5113.1	50.65	-23.35	74	42.31	31.83	9.63	33.12	394	287	P	V
		5138.84	43.18	-10.82	54	34.75	31.88	9.67	33.12	394	287	A	V
	*	5220	110.18	-	-	102.01	31.52	9.77	33.12	394	287	P	V
	*	5220	103.07	-	-	94.9	31.52	9.77	33.12	394	287	A	V
		5444.16	49.88	-24.12	74	41.42	31.69	9.88	33.11	394	287	P	V
		5352.96	39.96	-14.04	54	31.93	31.32	9.82	33.11	394	287	A	V

802.11ac VHT20 CH 48 5240MHz		5111.28	55.85	-18.15	74	47.52	31.82	9.63	33.12	237	175	P	H
		5127.14	46.64	-7.36	54	38.26	31.85	9.65	33.12	237	175	A	H
	*	5240	114.27	-	-	106.17	31.44	9.78	33.12	237	175	P	H
	*	5240	107.35	-	-	99.25	31.44	9.78	33.12	237	175	A	H
		5373.84	51.03	-22.97	74	42.87	31.44	9.83	33.11	237	175	P	H
		5351.28	42.68	-11.32	54	34.66	31.31	9.82	33.11	237	175	A	H
		5124.8	51.66	-22.34	74	43.28	31.85	9.65	33.12	369	285	P	V
		5075.4	44.46	-9.54	54	36.31	31.7	9.57	33.12	369	285	A	V
	*	5240	108.99	-	-	100.89	31.44	9.78	33.12	369	285	P	V
	*	5240	102.94	-	-	94.84	31.44	9.78	33.12	369	285	A	V
		5451.12	49.68	-24.32	74	41.2	31.7	9.89	33.11	369	285	P	V
		5351.52	40.12	-13.88	54	32.1	31.31	9.82	33.11	369	285	A	V
Remark	1. No other spurious found. 2. All results are PASS against Peak and Average limit line.												

Band 1 5150~5250MHz

WIFI 802.11ac VHT20 (Harmonic @ 3m)

WIFI Ant.	Note	Frequency	Level	Over Limit	Limit Line	Read Level	Antenna Factor	Path Loss	Preamp Factor	Ant Pos	Table Pos	Peak Avg.	Pol.
0+1		(MHz)	(dBμV/m)	(dB)	(dBμV/m)	(dBμV)	(dB/m)	(dB)	(dB)	(cm)	(deg)	(P/A)	(H/V)
802.11ac		10360	46.62	-21.58	68.2	52.39	39.54	15.45	60.76	100	0	P	H
VHT20		15540	44.89	-29.11	74	47.54	38.3	19.62	60.57	100	0	P	H
CH 36		10360	46.01	-22.19	68.2	51.78	39.54	15.45	60.76	100	0	P	V
5180MHz		15540	44.72	-29.28	74	47.37	38.3	19.62	60.57	100	0	P	V
802.11ac		10440	44.39	-23.81	68.2	49.53	39.7	15.31	60.15	100	0	P	H
VHT20		15660	45.91	-28.09	74	47.14	37.7	18.95	57.88	100	0	P	H
CH 44		10440	44.16	-24.04	68.2	49.3	39.7	15.31	60.15	100	0	P	V
5220MHz		15660	43.54	-30.46	74	44.77	37.7	18.95	57.88	100	0	P	V
802.11ac		10480	43.38	-24.82	68.2	48.61	39.7	15.33	60.26	100	0	P	H
VHT20		15720	44.36	-29.64	74	45.65	37.52	18.98	57.79	100	0	P	H
CH 48		10480	45.11	-23.09	68.2	50.34	39.7	15.33	60.26	100	0	P	V
5240MHz		15720	43.26	-30.74	74	44.55	37.52	18.98	57.79	100	0	P	V
Remark	1. No other spurious found. 2. All results are PASS against Peak and Average limit line.												

Band 1 5150~5250MHz

WIFI 802.11ac VHT40 (Band Edge @ 3m)

WIFI Ant.	Note	Frequency	Level	Over Limit	Limit Line	Read Level	Antenna Factor	Path Loss	Preamp Factor	Ant Pos	Table Pos	Peak Avg.	Pol.
0+1		(MHz)	(dBμV/m)	(dB)	(dBμV/m)	(dBμV)	(dB/m)	(dB)	(dB)	(cm)	(deg)	(P/A)	(H/V)
802.11ac VHT40 CH 38 5190MHz		5149.24	63.72	-10.28	74	55.26	31.9	9.68	33.12	242	172	P	H
		5150	52.25	-1.75	54	43.78	31.9	9.69	33.12	242	172	A	H
	*	5190	108.98	-	-	100.7	31.66	9.74	33.12	242	172	P	H
	*	5190	99.12	-	-	90.84	31.66	9.74	33.12	242	172	A	H
		5386.92	49.9	-24.1	74	41.66	31.52	9.83	33.11	242	172	P	H
		5353.32	39.99	-14.01	54	31.96	31.32	9.82	33.11	242	172	A	H
		5148.72	59.43	-14.57	74	50.97	31.9	9.68	33.12	389	283	P	V
		5149.76	47.58	-6.42	54	39.12	31.9	9.68	33.12	389	283	A	V
	*	5190	102.47	-	-	94.19	31.66	9.74	33.12	389	283	P	V
	*	5190	94.61	-	-	86.33	31.66	9.74	33.12	389	283	A	V
		5458.04	49.51	-24.49	74	41	31.73	9.89	33.11	389	283	P	V
		5453.28	39.51	-14.49	54	31.02	31.71	9.89	33.11	389	283	A	V
802.11ac VHT40 CH 46 5230MHz		5150	54.48	-19.52	74	45.67	31.9	10.03	33.12	345	167	P	H
		5150	45.59	-8.41	54	36.78	31.9	10.03	33.12	345	167	A	H
	*	5230	109.69	-	-	101.23	31.48	10.1	33.12	345	167	P	H
	*	5230	100.56	-	-	92.1	31.48	10.1	33.12	345	167	A	H
		5351.28	49.76	-24.24	74	41.42	31.31	10.14	33.11	345	167	P	H
		5355.6	41.01	-12.99	54	32.65	31.33	10.14	33.11	345	167	A	H
		5130.78	50.88	-23.12	74	42.13	31.86	10.01	33.12	367	287	P	V
		5139.1	42.9	-11.1	54	34.12	31.88	10.02	33.12	367	287	A	V
	*	5230	103.96	-	-	95.5	31.48	10.1	33.12	367	287	P	V
	*	5230	95.26	-	-	86.8	31.48	10.1	33.12	367	287	A	V
		5460	48.21	-25.79	74	39.34	31.74	10.24	33.11	367	287	P	V
		5459.76	39.87	-14.13	54	31	31.74	10.24	33.11	367	287	A	V
Remark	1. No other spurious found. 2. All results are PASS against Peak and Average limit line.												

Band 1 5150~5250MHz

WIFI 802.11ac VHT40 (Harmonic @ 3m)

WIFI Ant.	Note	Frequency	Level	Over Limit	Limit Line	Read Level	Antenna Factor	Path Loss	Preamp Factor	Ant Pos	Table Pos	Peak Avg.	Pol.
0+1		(MHz)	(dBμV/m)	(dB)	(dBμV/m)	(dBμV)	(dB/m)	(dB)	(dB)	(cm)	(deg)	(P/A)	(H/V)
802.11ac		10380	43.69	-24.51	68.2	48.84	39.62	15.27	60.04	100	0	P	H
VHT40		15570	43.24	-30.76	74	44.18	38.15	18.91	58	100	0	P	H
CH 38		10380	44.05	-24.15	68.2	49.2	39.62	15.27	60.04	100	0	P	V
5190MHz		15570	44.62	-29.38	74	45.56	38.15	18.91	58	100	0	P	V
802.11ac		10460	44.03	-24.17	68.2	49.2	39.7	15.32	60.19	100	0	P	H
VHT40		15690	42.77	-31.23	74	44.08	37.55	18.97	57.83	100	0	P	H
CH 46		10460	43.88	-24.32	68.2	49.05	39.7	15.32	60.19	100	0	P	V
5230MHz		15690	42.4	-31.6	74	43.71	37.55	18.97	57.83	100	0	P	V
Remark	1. No other spurious found. 2. All results are PASS against Peak and Average limit line.												

Band 1 5150~5250MHz

WIFI 802.11ac VHT80 (Band Edge @ 3m)

WIFI Ant.	Note	Frequency	Level	Over Limit	Limit Line	Read Level	Antenna Factor	Path Loss	Preamp Factor	Ant Pos	Table Pos	Peak Avg.	Pol.
0+1		(MHz)	(dBμV/m)	(dB)	(dBμV/m)	(dBμV)	(dB/m)	(dB)	(dB)	(cm)	(deg)	(P/A)	(H/V)
802.11ac VHT80 CH 42 5210MHz		5146.2	61.89	-12.11	74	53.44	31.89	9.68	33.12	261	169	P	H
		5148.58	52.88	-1.12	54	44.42	31.9	9.68	33.12	261	169	P	H
	*	5210	103.81	-	-	95.61	31.56	9.76	33.12	261	169	P	H
	*	5210	93.91	-	-	85.71	31.56	9.76	33.12	260	169	A	H
		5364.32	49.45	-24.55	74	41.34	31.39	9.83	33.11	261	169	P	H
		5351.32	39.94	-14.06	54	31.92	31.31	9.82	33.11	261	169	A	H
		5125.12	60.67	-13.33	74	52.29	31.85	9.65	33.12	379	284	P	V
		5137.36	49.96	-4.04	54	41.54	31.87	9.67	33.12	379	284	A	V
	*	5210	99.95	-	-	91.75	31.56	9.76	33.12	379	284	P	V
	*	5210	90.01	-	-	81.81	31.56	9.76	33.12	379	284	A	V
		5450.38	49.87	-24.13	74	41.39	31.7	9.89	33.11	379	284	P	V
		5459.74	39.6	-14.4	54	31.08	31.74	9.89	33.11	379	284	A	V
Remark	7. No other spurious found. 8. All results are PASS against Peak and Average limit line.												

Band 1 5150~5250MHz

WIFI 802.11ac VHT80 (Harmonic @ 3m)

WIFI Ant.	Note	Frequency	Level	Over Limit	Limit Line	Read Level	Antenna Factor	Path Loss	Preamp Factor	Ant Pos	Table Pos	Peak Avg.	Pol.
0+1		(MHz)	(dBμV/m)	(dB)	(dBμV/m)	(dBμV)	(dB/m)	(dB)	(dB)	(cm)	(deg)	(P/A)	(H/V)
802.11ac		10420	44.13	-24.07	68.2	49.25	39.7	15.3	60.12	100	0	P	H
VHT80		15630	43.36	-30.64	74	44.48	37.85	18.94	57.91	100	0	P	H
CH 42		10420	43.16	-25.04	68.2	48.28	39.7	15.3	60.12	100	0	P	V
5210MHz		15630	42.65	-31.35	74	43.77	37.85	18.94	57.91	100	0	P	V
Remark	7. No other spurious found. 8. All results are PASS against Peak and Average limit line.												

Band 2 - 5250~5350MHz

WIFI 802.11ac VHT20 (Band Edge @ 3m)

WIFI Ant.	Note	Frequency (MHz)	Level (dBμV/m)	Over Limit (dB)	Limit Line (dBμV/m)	Read Level (dBμV)	Antenna Factor (dB/m)	Path Loss (dB)	Preamp Factor (dB)	Ant Pos (cm)	Table Pos (deg)	Peak Avg. (P/A)	Pol. (H/V)
802.11ac VHT20 CH 52 5260MHz		5124.44	53.97	-20.03	74	45.59	31.85	9.65	33.12	325	165	P	H
		5148.58	45.73	-8.27	54	37.27	31.9	9.68	33.12	325	165	A	H
	*	5260	114.23	-	-	106.18	31.38	9.78	33.11	325	165	P	H
	*	5260	107.2	-	-	99.15	31.38	9.78	33.11	325	165	A	H
		5351.28	52.16	-21.84	74	44.14	31.31	9.82	33.11	325	165	P	H
		5351.28	43.06	-10.94	54	35.04	31.31	9.82	33.11	325	165	A	H
		5104.38	50.69	-23.31	74	42.38	31.81	9.62	33.12	391	290	P	V
		5095.2	42.95	-11.05	54	34.69	31.78	9.6	33.12	391	290	A	V
	*	5260	110.52	-	-	102.47	31.38	9.78	33.11	391	290	P	V
	*	5260	103.18	-	-	95.13	31.38	9.78	33.11	391	290	A	V
		5378.4	49.49	-24.51	74	41.3	31.47	9.83	33.11	391	290	P	V
		5362.08	40.86	-13.14	54	32.78	31.37	9.82	33.11	391	290	A	V
802.11ac VHT20 CH 60 5300MHz		5132.6	54.27	-19.73	74	45.86	31.87	9.66	33.12	233	172	P	H
		5146.54	44.99	-9.01	54	36.54	31.89	9.68	33.12	233	172	A	H
	*	5300	114.97	-	-	106.98	31.3	9.8	33.11	233	172	P	H
	*	5300	108.09	-	-	100.1	31.3	9.8	33.11	233	172	A	H
		5364.48	53.21	-20.79	74	45.1	31.39	9.83	33.11	233	172	P	H
		5350.32	45.01	-8.99	54	37	31.3	9.82	33.11	233	172	P	H
		5074.8	50.29	-23.71	74	42.14	31.7	9.57	33.12	383	293	P	V
		5134.64	43.47	-10.53	54	35.06	31.87	9.66	33.12	383	293	A	V
	*	5300	109.16	-	-	101.17	31.3	9.8	33.11	383	293	P	V
	*	5300	102.37	-	-	94.38	31.3	9.8	33.11	383	293	A	V
		5430.24	49.87	-24.13	74	41.45	31.66	9.87	33.11	383	293	P	V
		5351.76	40.79	-13.21	54	32.77	31.31	9.82	33.11	383	293	A	V

802.11ac VHT20 CH 64 5320MHz	*	5320	113.65	-	-	105.65	31.3	9.81	33.11	240	163	P	H
	*	5320	106.93	-	-	98.93	31.3	9.81	33.11	240	163	A	H
		5352.16	60.7	-13.3	74	52.68	31.31	9.82	33.11	240	163	P	H
		5350.08	52.35	-1.65	54	44.34	31.3	9.82	33.11	240	163	A	H
	*	5320	109.07	-	-	101.07	31.3	9.81	33.11	383	283	P	V
	*	5320	102.44	-	-	94.44	31.3	9.81	33.11	383	283	A	V
		5350.4	55.49	-18.51	74	47.48	31.3	9.82	33.11	383	283	P	V
		5350.08	46.63	-7.37	54	38.62	31.3	9.82	33.11	383	283	A	V
Remark	1. No other spurious found. 2. All results are PASS against Peak and Average limit line.												

Band 2 5250~5350MHz

WIFI 802.11ac VHT20 (Harmonic @ 3m)

WIFI Ant.	Note	Frequency	Level	Over Limit	Limit Line	Read Level	Antenna Factor	Path Loss	Preamp Factor	Ant Pos	Table Pos	Peak Avg.	Pol.
0+1		(MHz)	(dBμV/m)	(dB)	(dBμV/m)	(dBμV)	(dB/m)	(dB)	(dB)	(cm)	(deg)	(P/A)	(H/V)
802.11ac		10520	44.91	-23.29	68.2	50.68	39.7	15.54	61.01	100	0	P	H
VHT20		15780	44.49	-29.51	74	47.73	37.58	19.56	60.38	100	0	P	H
CH 52		10520	44.64	-23.56	68.2	50.41	39.7	15.54	61.01	100	0	P	V
5260MHz		15780	44.74	-29.26	74	47.98	37.58	19.56	60.38	100	0	P	V
802.11ac		10600	42.05	-31.95	74	47.5	39.7	15.4	60.55	100	0	P	H
VHT20		15900	46.44	-27.56	74	47.73	37.2	19.05	57.54	100	0	P	H
CH 60		10600	42.36	-31.64	74	47.81	39.7	15.4	60.55	100	0	P	V
5300MHz		15900	42.29	-31.71	74	43.58	37.2	19.05	57.54	100	0	P	V
802.11ac		10640	42.74	-31.26	74	48.29	39.66	15.42	60.63	100	0	P	H
VHT20		15960	43.19	-30.81	74	44.54	37.02	19.08	57.45	100	0	P	H
CH 64		10640	43.36	-30.64	74	48.91	39.66	15.42	60.63	100	0	P	V
5320MHz		15960	41.76	-32.24	74	43.11	37.02	19.08	57.45	100	0	P	V
Remark	1. No other spurious found. 2. All results are PASS against Peak and Average limit line.												

Band 2 5250~5350MHz

WIFI 802.11ac VHT40 (Band Edge @ 3m)

WIFI Ant.	Note	Frequency	Level	Over Limit	Limit Line	Read Level	Antenna Factor	Path Loss	Preamp Factor	Ant Pos	Table Pos	Peak Avg.	Pol.
0+1		(MHz)	(dBµV/m)	(dB)	(dBµV/m)	(dBµV)	(dB/m)	(dB)	(dB)	(cm)	(deg)	(P/A)	(H/V)
802.11ac VHT40 CH 54 5270MHz		5141.1	54.2	-19.8	74	45.77	31.88	9.67	33.12	236	178	P	H
		5148.92	44.67	-9.33	54	36.21	31.9	9.68	33.12	236	178	A	H
	*	5270	112.46	-	-	104.42	31.36	9.79	33.11	236	178	P	H
	*	5270	101.55	-	-	93.51	31.36	9.79	33.11	236	178	A	H
		5350.56	54.45	-19.55	74	46.44	31.3	9.82	33.11	236	178	P	H
		5350.08	44.03	-9.97	54	36.02	31.3	9.82	33.11	236	178	A	H
		5108.8	51.6	-22.4	74	43.28	31.82	9.62	33.12	384	287	P	V
		5095.2	43.21	-10.79	54	34.95	31.78	9.6	33.12	384	287	A	V
	*	5270	106.34	-	-	98.3	31.36	9.79	33.11	384	287	P	V
	*	5270	97.45	-	-	89.41	31.36	9.79	33.11	384	287	A	V
		5366.64	50.77	-23.23	74	42.65	31.4	9.83	33.11	384	287	P	V
		5350.08	40.63	-13.37	54	32.62	31.3	9.82	33.11	384	287	A	V
802.11ac VHT40 CH 62 5310MHz		5100.98	53.05	-20.95	74	44.39	31.8	9.98	33.12	350	161	P	H
		5143.82	43.42	-10.58	54	34.62	31.89	10.03	33.12	350	161	A	H
	*	5310	106.01	-	-	97.7	31.3	10.12	33.11	350	161	P	H
	*	5310	97.71	-	-	89.4	31.3	10.12	33.11	350	161	A	H
		5351.04	56.09	-17.91	74	47.75	31.31	10.14	33.11	350	161	P	H
		5350.08	46.42	-7.58	54	38.09	31.3	10.14	33.11	350	161	A	H
		5133.62	52.13	-21.87	74	43.36	31.87	10.02	33.12	354	287	P	V
		5146.54	44.11	-9.89	54	35.31	31.89	10.03	33.12	354	287	A	V
	*	5310	101.21	-	-	92.9	31.3	10.12	33.11	354	287	P	V
	*	5310	92.71	-	-	84.4	31.3	10.12	33.11	354	287	A	V
		5350.32	50.88	-23.12	74	42.55	31.3	10.14	33.11	354	287	P	V
		5350.08	42.21	-11.79	54	33.88	31.3	10.14	33.11	354	287	A	V
Remark	1. No other spurious found. 2. All results are PASS against Peak and Average limit line.												

Band 2 5250~5350MHz

WIFI 802.11ac VHT40 (Harmonic @ 3m)

WIFI Ant.	Note	Frequency	Level	Over Limit	Limit Line	Read Level	Antenna Factor	Path Loss	Preamp Factor	Ant Pos	Table Pos	Peak Avg.	Pol.
0+1		(MHz)	(dBμV/m)	(dB)	(dBμV/m)	(dBμV)	(dB/m)	(dB)	(dB)	(cm)	(deg)	(P/A)	(H/V)
802.11ac		10540	42.78	-25.42	68.2	48.09	39.7	15.37	60.38	100	0	P	H
VHT40		15810	44.47	-29.53	74	45.57	37.56	19.01	57.67	100	0	P	H
CH 54		10540	43.55	-24.65	68.2	48.86	39.7	15.37	60.38	100	0	P	V
5270MHz		15810	42.86	-31.14	74	43.96	37.56	19.01	57.67	100	0	P	V
802.11ac		10620	42.38	-31.62	74	47.88	39.68	15.41	60.59	100	0	P	H
VHT40		15930	41.87	-32.13	74	43.2	37.11	19.06	57.5	100	0	P	H
CH 62		10620	42.42	-31.58	74	47.92	39.68	15.41	60.59	100	0	P	V
5310MHz		15930	42.29	-31.71	74	43.62	37.11	19.06	57.5	100	0	P	V
Remark	1. No other spurious found. 2. All results are PASS against Peak and Average limit line.												

Band 2 5250~5350MHz

WIFI 802.11ac VHT80 (Band Edge @ 3m)

WIFI Ant.	Note	Frequency	Level	Over Limit	Limit Line	Read Level	Antenna Factor	Path Loss	Preamp Factor	Ant Pos	Table Pos	Peak Avg.	Pol.
0+1		(MHz)	(dBμV/m)	(dB)	(dBμV/m)	(dBμV)	(dB/m)	(dB)	(dB)	(cm)	(deg)	(P/A)	(H/V)
802.11ac VHT80 CH 58 5290MHz		5141.3	54.05	-19.95	74	45.62	31.88	9.67	33.12	237	181	P	H
		5149.4	43.88	-10.12	54	35.42	31.9	9.68	33.12	237	181	A	H
	*	5290	106.78	-	-	98.77	31.32	9.8	33.11	237	181	P	H
	*	5290	95.79	-	-	87.78	31.32	9.8	33.11	237	181	A	H
		5359.2	64.4	-9.6	74	56.33	31.36	9.82	33.11	237	181	P	H
		5350.32	51.73	-2.27	54	43.72	31.3	9.82	33.11	237	181	A	H
		5111.9	50.89	-23.11	74	42.56	31.82	9.63	33.12	266	81	P	V
		5114.3	43.74	-10.26	54	35.4	31.83	9.63	33.12	266	81	A	V
	*	5290	103.04	-	-	95.03	31.32	9.8	33.11	266	81	P	V
	*	5290	94.1	-	-	86.09	31.32	9.8	33.11	266	81	A	V
		5351.28	56.08	-17.92	74	48.06	31.31	9.82	33.11	266	81	P	V
		5350.32	44.83	-9.17	54	36.82	31.3	9.82	33.11	266	81	A	V
Remark	7. No other spurious found. 8. All results are PASS against Peak and Average limit line.												

Band 2 5250~5350MHz

WIFI 802.11ac VHT80 (Harmonic @ 3m)

WIFI Ant.	Note	Frequency	Level	Over Limit	Limit Line	Read Level	Antenna Factor	Path Loss	Preamp Factor	Ant Pos	Table Pos	Peak Avg.	Pol.
0+1		(MHz)	(dBμV/m)	(dB)	(dBμV/m)	(dBμV)	(dB/m)	(dB)	(dB)	(cm)	(deg)	(P/A)	(H/V)
802.11ac		10580	43.17	-25.03	68.2	48.59	39.7	15.39	60.51	100	0	P	H
VHT80		15870	42.99	-31.01	74	44.2	37.32	19.04	57.57	100	0	P	H
CH 58		10580	43.27	-24.93	68.2	48.69	39.7	15.39	60.51	100	0	P	V
5290MHz		15870	42.88	-31.12	74	44.09	37.32	19.04	57.57	100	0	P	V
Remark	7. No other spurious found. 8. All results are PASS against Peak and Average limit line.												

Band 3 - 5470~5725MHz

WIFI 802.11ac VHT20 (Band Edge @ 3m)

WIFI	Note	Frequency	Level	Over	Limit	Read	Antenna	Path	Preamp	Ant	Table	Peak	Pol.
Ant.				Limit	Line	Level	Factor	Loss	Factor	Pos	Pos	Avg.	
0+1		(MHz)	(dBμV/m)	(dB)	(dBμV/m)	(dBμV)	(dB/m)	(dB)	(dB)	(cm)	(deg)	(P/A)	(H/V)
802.11ac VHT20 CH 100 5500MHz		5459.28	54.27	-19.73	74	45.75	31.74	9.89	33.11	249	182	P	H
		5469.68	62.33	-5.87	68.2	53.76	31.78	9.9	33.11	249	182	P	H
		5460	45.3	-8.7	54	36.78	31.74	9.89	33.11	249	182	A	H
	*	5500	116.5	-	-	107.78	31.9	9.93	33.11	249	182	P	H
	*	5500	106.02	-	-	97.3	31.9	9.93	33.11	249	182	A	H
		5411.92	50.48	-23.52	74	42.12	31.62	9.85	33.11	318	84	P	V
		5469.36	54.32	-13.88	68.2	45.75	31.78	9.9	33.11	318	84	P	V
		5417.04	43.74	-10.26	54	35.36	31.63	9.86	33.11	318	84	A	V
	*	5500	110.42	-	-	101.7	31.9	9.93	33.11	318	84	P	V
	*	5500	101.42	-	-	92.7	31.9	9.93	33.11	318	84	A	V
802.11ac VHT20 CH 116 5580MHz		5454.16	51.47	-22.53	74	42.97	31.72	9.89	33.11	209	176	P	H
		5460.88	51.25	-16.95	68.2	42.73	31.74	9.89	33.11	209	176	P	H
		5459.92	43.14	-10.86	54	34.62	31.74	9.89	33.11	209	176	A	H
	*	5580	115.56	-	-	106.9	31.8	10	33.14	209	176	P	H
	*	5580	107.66	-	-	99	31.8	10	33.14	209	176	A	H
		5734.445	50.85	-17.35	68.2	41.76	32.07	10.21	33.19	209	176	P	H
		5437.6	49.8	-24.2	74	41.36	31.68	9.87	33.11	376	256	P	V
		5461.84	49.15	-19.05	68.2	40.61	31.75	9.9	33.11	376	256	P	V
		5419.36	41.52	-12.48	54	33.13	31.64	9.86	33.11	376	256	A	V
	*	5580	109.65	-	-	100.99	31.8	10	33.14	376	256	P	V
	*	5580	102.25	-	-	93.59	31.8	10	33.14	376	256	A	V
		5739.17	49.19	-19.01	68.2	40.09	32.08	10.21	33.19	376	256	P	V

802.11ac VHT20 CH 140 5700MHz	*	5700	114.04	-	-	104.7	32	10.51	33.17	318	183	P	H
	*	5700	105.84	-	-	96.5	32	10.51	33.17	318	183	A	H
		5725	60.74	-7.46	68.2	51.34	32.05	10.53	33.18	318	183	P	H
	*	5700	109.13	-	-	99.79	32	10.51	33.17	395	83	P	V
	*	5700	100.44	-	-	91.1	32	10.51	33.17	395	83	A	V
		5725.16	56.82	-11.38	68.2	47.42	32.05	10.53	33.18	395	83	P	V
Remark	1. No other spurious found. 2. All results are PASS against Peak and Average limit line.												

Band 3 - 5470~5725MHz

WIFI 802.11ac VHT20 (Harmonic @ 3m)

WIFI Ant.	Note	Frequency	Level	Over Limit	Limit Line	Read Level	Antenna Factor	Path Loss	Preamp Factor	Ant Pos	Table Pos	Peak Avg.	Pol.
0+1		(MHz)	(dBμV/m)	(dB)	(dBμV/m)	(dBμV)	(dB/m)	(dB)	(dB)	(cm)	(deg)	(P/A)	(H/V)
802.11ac		11000	45.48	-28.52	74	51.36	40	15.62	61.5	100	0	P	H
VHT20		16500	43.14	-25.06	68.2	42.19	38.7	19.55	57.3	100	0	P	H
CH 100		11000	43.83	-30.17	74	49.71	40	15.62	61.5	100	0	P	V
5500MHz		16500	43.2	-25	68.2	42.25	38.7	19.55	57.3	100	0	P	V
802.11ac		11160	45.87	-28.13	74	52.2	39.48	15.72	61.53	100	0	P	H
VHT20		16740	44.06	-24.14	68.2	41.55	39.56	19.77	56.82	100	0	P	H
CH 116		11160	45.78	-28.22	74	52.11	39.48	15.72	61.53	100	0	P	V
5580MHz		16740	46.24	-21.96	68.2	43.73	39.56	19.77	56.82	100	0	P	V
802.11ac		11400	46.16	-27.84	74	51.44	39.7	16.42	61.4	100	0	P	H
VHT20		17100	48.71	-19.49	68.2	45.99	40.1	20.58	57.96	100	0	P	H
CH 140		11400	46.71	-27.29	74	51.99	39.7	16.42	61.4	100	0	P	V
5700MHz		17100	49.33	-18.87	68.2	46.61	40.1	20.58	57.96	100	0	P	V
Remark	1. No other spurious found. 2. All results are PASS against Peak and Average limit line.												

Band 3 - 5470~5725MHz

WIFI 802.11ac VHT40 (Band Edge @ 3m)

WIFI Ant.	Note	Frequency	Level	Over Limit	Limit Line	Read Level	Antenna Factor	Path Loss	Preamp Factor	Ant Pos	Table Pos	Peak Avg.	Pol.
0+1		(MHz)	(dBμV/m)	(dB)	(dBμV/m)	(dBμV)	(dB/m)	(dB)	(dB)	(cm)	(deg)	(P/A)	(H/V)
802.11ac VHT40 CH 102 5510MHz		5454.88	60.52	-13.48	74	52.02	31.72	9.89	33.11	234	181	P	H
		5469.28	65.81	-2.39	68.2	57.24	31.78	9.9	33.11	234	181	P	H
		5459.92	51.08	-2.92	54	42.56	31.74	9.89	33.11	234	181	A	H
	*	5510	110.3	-	-	101.59	31.88	9.94	33.11	234	181	P	H
	*	5510	100.51	-	-	91.8	31.88	9.94	33.11	234	181	A	H
		5758.07	49.42	-18.78	68.2	40.25	32.12	10.24	33.19	234	181	P	H
		5455.84	55.64	-18.36	74	47.14	31.72	9.89	33.11	393	85	P	V
		5469.04	60.49	-7.71	68.2	51.92	31.78	9.9	33.11	393	85	P	V
		5459.44	45.36	-8.64	54	36.84	31.74	9.89	33.11	393	85	A	V
	*	5510	104.81	-	-	96.1	31.88	9.94	33.11	393	85	P	V
	*	5510	95.91	-	-	87.2	31.88	9.94	33.11	393	85	A	V
		5735.075	50.17	-18.03	68.2	41.08	32.07	10.21	33.19	393	85	P	V
802.11ac VHT40 CH 110 5550MHz		5459.92	56.31	-17.69	74	47.79	31.74	9.89	33.11	224	175	P	H
		5460.88	58.76	-9.44	68.2	50.24	31.74	9.89	33.11	224	175	P	H
		5459.92	47.15	-6.85	54	38.63	31.74	9.89	33.11	224	175	A	H
	*	5550	115.64	-	-	106.99	31.8	9.98	33.13	224	175	P	H
	*	5550	103.85	-	-	95.2	31.8	9.98	33.13	224	175	A	H
		5761.85	51.06	-17.14	68.2	41.88	32.12	10.25	33.19	224	175	P	H
		5452.96	51.98	-22.02	74	43.49	31.71	9.89	33.11	361	259	P	V
		5467.12	55.11	-13.09	68.2	46.55	31.77	9.9	33.11	361	259	P	V
		5457.52	43.77	-10.23	54	35.26	31.73	9.89	33.11	361	259	A	V
	*	5550	108.52	-	-	99.87	31.8	9.98	33.13	361	259	P	V
	*	5550	99.2	-	-	90.55	31.8	9.98	33.13	361	259	A	V
		5757.755	50.58	-17.62	68.2	41.41	32.12	10.24	33.19	361	259	P	V

802.11ac VHT40 CH 134 5670MHz		5431.9	52.69	-21.31	74	44.27	31.66	9.87	33.11	241	175	P	H
		5460.25	51.32	-16.88	68.2	42.8	31.74	9.89	33.11	241	175	P	H
		5458.5	42.11	-11.89	54	33.6	31.73	9.89	33.11	241	175	A	H
	*	5670	112.94	-	-	104.16	31.82	10.12	33.16	241	175	P	H
	*	5670	103.05	-	-	94.27	31.82	10.12	33.16	241	175	A	H
		5725.625	61.47	-6.73	68.2	52.4	32.05	10.2	33.18	241	175	P	H
		5391.65	49.11	-24.89	74	40.83	31.55	9.84	33.11	370	73	P	V
		5467.6	48.09	-20.11	68.2	39.53	31.77	9.9	33.11	370	73	P	V
		5458.5	39.73	-14.27	54	31.22	31.73	9.89	33.11	370	73	A	V
	*	5670	104.28	-	-	95.5	31.82	10.12	33.16	370	73	P	V
	*	5670	96.04	-	-	87.26	31.82	10.12	33.16	370	73	A	V
		5733.325	54.6	-13.6	68.2	45.5	32.07	10.21	33.18	370	73	P	V
Remark	1. No other spurious found. 2. All results are PASS against Peak and Average limit line.												

Band 3 - 5470~5725MHz

WIFI 802.11ac VHT40 (Harmonic @ 3m)

WIFI Ant.	Note	Frequency	Level	Over Limit	Limit Line	Read Level	Antenna Factor	Path Loss	Preamp Factor	Ant Pos	Table Pos	Peak Avg.	Pol.
0+1		(MHz)	(dBμV/m)	(dB)	(dBμV/m)	(dBμV)	(dB/m)	(dB)	(dB)	(cm)	(deg)	(P/A)	(H/V)
802.11ac		11020	43.88	-30.12	74	49.82	39.92	15.64	61.5	100	0	P	H
VHT40		16530	43.87	-24.33	68.2	42.76	38.76	19.58	57.23	100	0	P	H
CH 102		11020	45.43	-28.57	74	51.37	39.92	15.64	61.5	100	0	P	V
5510MHz		16530	43.89	-24.31	68.2	42.78	38.76	19.58	57.23	100	0	P	V
802.11ac		11100	43.55	-30.45	74	49.79	39.6	15.68	61.52	100	0	P	H
VHT40		16650	43.17	-25.03	68.2	41.42	39.05	19.69	56.99	100	0	P	H
CH 110		11100	43.35	-30.65	74	49.59	39.6	15.68	61.52	100	0	P	V
5550MHz		16650	43.24	-24.96	68.2	41.49	39.05	19.69	56.99	100	0	P	V
802.11ac		11340	43.69	-30.31	74	49.86	39.58	15.82	61.57	100	0	P	H
VHT40		17010	45.42	-22.78	68.2	41.66	40.01	20.01	56.26	100	0	P	H
CH 134		11340	44.32	-29.68	74	50.49	39.58	15.82	61.57	100	0	P	V
5670MHz		17010	46.84	-21.36	68.2	43.08	40.01	20.01	56.26	100	0	P	V
Remark	1. No other spurious found. 2. All results are PASS against Peak and Average limit line.												

Band 3 5470~5725MHz

WIFI 802.11ac VHT80 (Band Edge @ 3m)

WIFI Ant.	Note	Frequency	Level	Over Limit	Limit Line	Read Level	Antenna Factor	Path Loss	Preamp Factor	Ant Pos	Table Pos	Peak Avg.	Pol.
0+1		(MHz)	(dBμV/m)	(dB)	(dBμV/m)	(dBμV)	(dB/m)	(dB)	(dB)	(cm)	(deg)	(P/A)	(H/V)
802.11ac VHT80 CH 106 5530MHz		5450.32	63.03	-10.97	74	54.21	31.7	10.23	33.11	262	179	P	H
		5461.84	61.57	-6.63	68.2	52.68	31.75	10.25	33.11	262	179	P	H
		5456.32	47.99	-6.01	54	39.13	31.73	10.24	33.11	262	179	A	H
	*	5530	104.95	-	-	95.88	31.84	10.35	33.12	262	179	P	H
	*	5530	96.57	-	-	87.5	31.84	10.35	33.12	262	179	A	H
		5730.98	51.15	-17.05	68.2	41.74	32.06	10.53	33.18	262	179	P	H
		5459.68	52.73	-21.27	74	43.86	31.74	10.24	33.11	400	81	P	V
		5466.16	58.82	-9.38	68.2	49.92	31.76	10.25	33.11	400	81	P	V
		5445.76	44.43	-9.57	54	35.63	31.69	10.22	33.11	400	81	A	V
	*	5530	98.96	-	-	89.89	31.84	10.35	33.12	400	81	P	V
	*	5530	90.77	-	-	81.7	31.84	10.35	33.12	400	81	A	V
		5730.35	50.4	-17.8	68.2	40.99	32.06	10.53	33.18	400	81	P	V
802.11ac VHT80 CH 122 5610MHz		5458.15	61.47	-12.53	74	52.96	31.73	9.89	33.11	224	178	P	H
		5464.8	61.55	-6.65	68.2	53	31.76	9.9	33.11	224	178	P	H
		5459.9	48.35	-5.65	54	39.83	31.74	9.89	33.11	224	178	A	H
	*	5610	112.48	-	-	103.82	31.78	10.03	33.15	224	178	P	H
	*	5610	100.53	-	-	91.87	31.78	10.03	33.15	224	178	A	H
		5727.55	61.95	-6.25	68.2	52.87	32.06	10.2	33.18	224	178	P	H
		5456.4	54.15	-19.85	74	45.64	31.73	9.89	33.11	397	81	P	V
		5468.3	55.51	-12.69	68.2	46.95	31.77	9.9	33.11	397	81	P	V
		5456.75	43.48	-10.52	54	34.97	31.73	9.89	33.11	397	81	A	V
	*	5610	104.78	-	-	96.12	31.78	10.03	33.15	397	81	P	V
	*	5610	97.38	-	-	88.72	31.78	10.03	33.15	397	81	A	V
		5725	56.04	-12.16	68.2	46.97	32.05	10.2	33.18	397	81	P	V
Remark	7. No other spurious found. 8. All results are PASS against Peak and Average limit line.												

Band 3 5470~5725MHz

WIFI 802.11ac VHT80 (Harmonic @ 3m)

WIFI Ant.	Note	Frequency	Level	Over Limit	Limit Line	Read Level	Antenna Factor	Path Loss	Preamp Factor	Ant Pos	Table Pos	Peak Avg.	Pol.
0+1		(MHz)	(dBμV/m)	(dB)	(dBμV/m)	(dBμV)	(dB/m)	(dB)	(dB)	(cm)	(deg)	(P/A)	(H/V)
802.11ac		11060	44.3	-29.7	74	50.39	39.76	15.66	61.51	100	0	P	H
VHT80		16590	43.51	-24.69	68.2	42.12	38.88	19.64	57.13	100	0	P	H
CH 106		11060	43.88	-30.12	74	49.97	39.76	15.66	61.51	100	0	P	V
5530MHz		16590	43.82	-24.38	68.2	42.43	38.88	19.64	57.13	100	0	P	V
802.11ac		11220	44.04	-29.96	74	50.41	39.42	15.75	61.54	100	0	P	H
VHT80		16830	45.13	-23.07	68.2	41.88	40.04	19.85	56.64	100	0	P	H
CH 122		11220	44.63	-29.37	74	51	39.42	15.75	61.54	100	0	P	V
5610MHz		16830	45.78	-22.42	68.2	42.53	40.04	19.85	56.64	100	0	P	V
Remark	7. No other spurious found. 8. All results are PASS against Peak and Average limit line.												

Band 3 - Straddle Channel

WIFI 802.11ac VHT20 (Band Edge @ 3m)

WIFI	Note	Frequency	Level	Over	Limit	Read	Antenna	Path	Preamp	Ant	Table	Peak	Pol.
Ant.				Limit	Line	Level	Factor	Loss	Factor	Pos	Pos	Avg.	
0+1		(MHz)	(dBμV/m)	(dB)	(dBμV/m)	(dBμV)	(dB/m)	(dB)	(dB)	(cm)	(deg)	(P/A)	(H/V)
802.11ac VHT20 CH 144 5720MHz		5390.56	50.14	-23.86	74	41.87	31.54	9.84	33.11	220	171	P	H
		5464.27	49.82	-18.38	68.2	41.27	31.76	9.9	33.11	220	171	P	H
		5458.42	41.14	-12.86	54	32.63	31.73	9.89	33.11	220	171	A	H
	*	5720	113.12	-	-	104.07	32.04	10.19	33.18	220	171	P	H
	*	5720	105.8	-	-	96.75	32.04	10.19	33.18	220	171	A	H
		5870.75	50.89	-17.31	68.2	41.36	32.38	10.38	33.23	220	171	P	H
		5448.28	50.47	-23.53	74	42	31.7	9.88	33.11	354	263	P	V
		5467	49.21	-18.99	68.2	40.65	31.77	9.9	33.11	354	263	P	V
		5459.98	39.69	-14.31	54	31.17	31.74	9.89	33.11	354	263	A	V
	*	5720	105.83	-	-	96.78	32.04	10.19	33.18	354	263	P	V
	*	5720	98.17	-	-	89.12	32.04	10.19	33.18	354	263	A	V
		5862.75	51.93	-16.27	68.2	42.44	32.35	10.37	33.23	354	263	P	V
Remark	1. No other spurious found. 2. All results are PASS against Peak and Average limit line.												

Band 3 - Straddle Channel

WIFI 802.11ac VHT20 (Harmonic @ 3m)

WIFI Ant.	Note	Frequency	Level	Over Limit	Limit Line	Read Level	Antenna Factor	Path Loss	Preamp Factor	Ant Pos	Table Pos	Peak Avg.	Pol.
0+1		(MHz)	(dBμV/m)	(dB)	(dBμV/m)	(dBμV)	(dB/m)	(dB)	(dB)	(cm)	(deg)	(P/A)	(H/V)
802.11ac		11440	44.32	-29.68	74	50.33	39.7	15.88	61.59	100	0	P	H
VHT20		17160	45.89	-22.31	68.2	41.39	40.28	20.15	55.93	100	0	P	H
CH 144		11440	44.51	-29.49	74	50.52	39.7	15.88	61.59	100	0	P	V
5720MHz		17160	45.32	-22.88	68.2	40.82	40.28	20.15	55.93	100	0	P	V
Remark	1. No other spurious found. 2. All results are PASS against Peak and Average limit line.												

Band 3 - Straddle Channel

WIFI 802.11ac VHT40 (Band Edge @ 3m)

WIFI Ant.	Note	Frequency	Level	Over Limit	Limit Line	Read Level	Antenna Factor	Path Loss	Preamp Factor	Ant Pos	Table Pos	Peak Avg.	Pol.
0+1		(MHz)	(dBμV/m)	(dB)	(dBμV/m)	(dBμV)	(dB/m)	(dB)	(dB)	(cm)	(deg)	(P/A)	(H/V)
802.11ac VHT40 CH 142 5710MHz		5445.55	49.79	-24.21	74	41.33	31.69	9.88	33.11	212	177	P	H
		5466.22	50.05	-18.15	68.2	41.5	31.76	9.9	33.11	212	177	P	H
		5454.91	40.68	-13.32	54	32.18	31.72	9.89	33.11	212	177	A	H
	*	5710	111.26	-	-	102.25	32.02	10.17	33.18	212	177	P	H
	*	5710	100.29	-	-	91.28	32.02	10.17	33.18	212	177	A	H
		5872	51.79	-16.41	68.2	42.25	32.39	10.38	33.23	212	177	P	H
		5455.3	49.13	-24.87	74	40.63	31.72	9.89	33.11	398	81	P	V
		5470	49.84	-18.36	68.2	41.27	31.78	9.9	33.11	398	81	P	V
		5458.42	39.65	-14.35	54	31.14	31.73	9.89	33.11	398	81	A	V
	*	5710	102.83	-	-	93.82	32.02	10.17	33.18	398	81	P	V
	*	5710	94.63	-	-	85.62	32.02	10.17	33.18	398	81	A	V
		5906.5	50.33	-17.87	68.2	40.64	32.51	10.42	33.24	398	81	P	V
Remark	1. No other spurious found. 2. All results are PASS against Peak and Average limit line.												

Band 3 - Straddle Channel

WIFI 802.11ac VHT40 (Harmonic @ 3m)

WIFI Ant.	Note	Frequency	Level	Over Limit	Limit Line	Read Level	Antenna Factor	Path Loss	Preamp Factor	Ant Pos	Table Pos	Peak Avg.	Pol.
0+1		(MHz)	(dBµV/m)	(dB)	(dBµV/m)	(dBµV)	(dB/m)	(dB)	(dB)	(cm)	(deg)	(P/A)	(H/V)
802.11ac		11420	44.06	-29.94	74	50.07	39.7	15.87	61.58	100	0	P	H
VHT40		17130	43.83	-24.37	68.2	39.53	40.19	20.12	56.01	100	0	P	H
CH 142		11420	43.13	-30.87	74	49.14	39.7	15.87	61.58	100	0	P	V
5710MHz		17130	44.81	-23.39	68.2	40.51	40.19	20.12	56.01	100	0	P	V
Remark	1. No other spurious found. 2. All results are PASS against Peak and Average limit line.												

Band 3 - Straddle Channel

WIFI 802.11ac VHT80 (Band Edge @ 3m)

WIFI Ant.	Note	Frequency	Level	Over Limit	Limit Line	Read Level	Antenna Factor	Path Loss	Preamp Factor	Ant Pos	Table Pos	Peak Avg.	Pol.
0+1		(MHz)	(dBμV/m)	(dB)	(dBμV/m)	(dBμV)	(dB/m)	(dB)	(dB)	(cm)	(deg)	(P/A)	(H/V)
802.11ac VHT80 CH 138 5690MHz		5458.03	52.35	-21.65	74	43.84	31.73	9.89	33.11	217	170	P	H
		5468.56	50.48	-17.72	68.2	41.92	31.77	9.9	33.11	217	170	P	H
		5445.16	42.36	-11.64	54	33.9	31.69	9.88	33.11	217	170	A	H
	*	5690	110.94	-	-	102.02	31.94	10.15	33.17	217	170	P	H
	*	5690	100.15	-	-	91.23	31.94	10.15	33.17	217	170	A	H
		5881.3	51.67	-16.53	68.2	42.08	32.43	10.39	33.23	217	170	P	H
		5457.64	49.92	-24.08	74	41.41	31.73	9.89	33.11	400	80	P	V
		5469.73	49.3	-18.9	68.2	40.73	31.78	9.9	33.11	400	80	P	V
		5454.91	40.33	-13.67	54	31.83	31.72	9.89	33.11	400	80	A	V
	*	5690	102.27	-	-	93.35	31.94	10.15	33.17	400	80	P	V
	*	5690	95.43	-	-	86.51	31.94	10.15	33.17	400	80	A	V
		5894.2	52.3	-15.9	68.2	42.66	32.48	10.4	33.24	400	80	P	V
Remark	7. No other spurious found. 8. All results are PASS against Peak and Average limit line.												

Band 3 - Straddle Channel

WIFI 802.11ac VHT80 (Harmonic @ 3m)

WIFI Ant.	Note	Frequency	Level	Over Limit	Limit Line	Read Level	Antenna Factor	Path Loss	Preamp Factor	Ant Pos	Table Pos	Peak Avg.	Pol.
0+1		(MHz)	(dBµV/m)	(dB)	(dBµV/m)	(dBµV)	(dB/m)	(dB)	(dB)	(cm)	(deg)	(P/A)	(H/V)
802.11ac		11380	43.56	-30.44	74	49.63	39.66	15.85	61.58	100	0	P	H
VHT80		17070	43.63	-24.57	68.2	39.64	40.07	20.07	56.15	100	0	P	H
CH 138		11380	43.34	-30.66	74	49.41	39.66	15.85	61.58	100	0	P	V
5690MHz		17070	46.21	-21.99	68.2	42.22	40.07	20.07	56.15	100	0	P	V
Remark	7. No other spurious found. 8. All results are PASS against Peak and Average limit line.												

Emission below 1GHz

WIFI 802.11ac VHT40 (LF @ 3m)

WIFI	Note	Frequency	Level	Over	Limit	Read	Antenna	Path	Preamp	Ant	Table	Peak	Pol.
Ant.				Limit	Line	Level	Factor	Loss	Factor	Pos	Pos	Avg.	
0+1		(MHz)	(dBµV/m)	(dB)	(dBµV/m)	(dBµV)	(dB/m)	(dB)	(dB)	(cm)	(deg)	(P/A)	(H/V)
802.11ac VHT40 LF		132.6	37.63	-5.87	43.5	51.12	17.25	1.55	32.29	-	-	P	H
		182.28	34.81	-8.69	43.5	50.46	14.71	1.89	32.25	-	-	P	H
		234.66	38.63	-7.37	46	52.34	16.46	2.05	32.22	-	-	P	H
		694.1	40.26	-5.74	46	42.39	26.55	3.45	32.13	-	-	P	H
		752.2	38.04	-7.96	46	38.55	27.84	3.65	32	100	348	P	H
		808.9	39.15	-6.85	46	39.03	28.16	3.79	31.83	-	-	P	H
		132.33	35.33	-8.17	43.5	48.81	17.26	1.55	32.29	-	-	P	V
		182.01	36.27	-7.23	43.5	51.91	14.72	1.89	32.25	-	-	P	V
		230.88	41.89	-4.11	46	56.01	16.06	2.04	32.22	100	0	P	V
		647.9	40.09	-5.91	46	42.71	26.18	3.37	32.17	-	-	P	V
		692	40.7	-5.3	46	42.85	26.54	3.45	32.14	-	-	P	V
		751.5	40.03	-5.97	46	40.55	27.83	3.65	32	-	-	P	V
Remark	5. No other spurious found. 6. All results are PASS against limit line.												

Note symbol

*	**Fundamental Frequency** which can be ignored. However, the level of any unwanted emissions shall not exceed the level of the fundamental frequency.
!	Test result is **over limit** line.
P/A	**P**eak or **A**verage
H/V	**H**orizontal or **V**ertical

A calculation example for radiated spurious emission is shown as below:

WIFI	Note	Frequency	Level	Over	Limit	Read	Antenna	Path	Preamp	Ant	Table	Peak	Pol.
Ant.				Limit	Line	Level	Factor	Loss	Factor	Pos	Pos	Avg.	
0		(MHz)	(dBμV/m)	(dB)	(dBμV/m)	(dBμV)	(dB/m)	(dB)	(dB)	(cm)	(deg)	(P/A)	(H/V)
802.11b CH 01 2412MHz		2390	55.45	-18.55	74	54.51	32.22	4.58	35.86	103	308	P	H
		2390	43.54	-10.46	54	42.6	32.22	4.58	35.86	103	308	A	H

1. Path Loss(dB) = Cable loss(dB) + Filter loss(dB) + Attenuator loss(dB)
2. Level(dBμV/m) = Antenna Factor(dB/m) + Path Loss(dB) + Read Level(dBμV) - Preamp Factor(dB)
3. Over Limit(dB) = Level(dBμV/m) – Limit Line(dBμV/m)

For Peak Limit @ 2390MHz:

1. Level(dBμV/m)

= Antenna Factor(dB/m) + Path Loss(dB) + Read Level(dBμV) - Preamp Factor(dB)

= 32.22(dB/m) + 4.58(dB) + 54.51(dBμV) – 35.86 (dB)

= 55.45 (dBμV/m)

2. Over Limit(dB)

= Level(dBμV/m) – Limit Line(dBμV/m)

= 55.45(dBμV/m) – 74(dBμV/m)

= -18.55(dB)

For Average Limit @ 2390MHz:

1. Level(dBμV/m)

= Antenna Factor(dB/m) + Path Loss(dB) + Read Level(dBμV) - Preamp Factor(dB)

= 32.22(dB/m) + 4.58(dB) + 42.6(dBμV) – 35.86 (dB)

= 43.54 (dBμV/m)

2. Over Limit(dB) = Level(dBμV/m) – Limit Line(dBμV/m)

= 43.54(dBμV/m) – 54(dBμV/m)

= -10.46(dB)

Both peak and average measured complies with the limit line, so test result is "PASS".

Appendix D. Radiated Spurious Emission

Test Engineer :	Jack Cheng, Lance Chiang and Chuan Chu	**Temperature :**	22~24°C
		Relative Humidity :	56~60%

Note symbol

-L	**Low channel location**
-R	**High channel location**

<CDD Mode>

Band 1 - 5150~5250MHz

WIFI 802.11a (Band Edge @ 3m)

WIFI	Band 1 5150~5250MHz Band Edge @ 3m	
ANT	802.11a CH36 5180MHz	
0	Horizontal	Fundamental
Peak	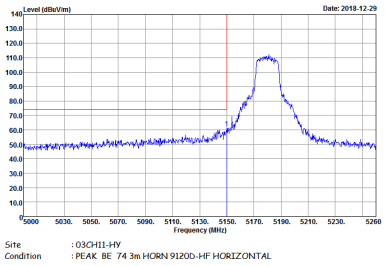	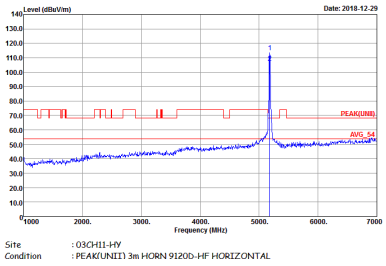
Avg.	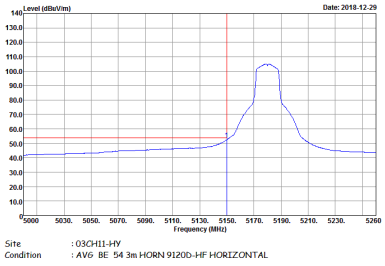	Left blank

WIFI	Band 1 5150~5250MHz Band Edge @ 3m	
ANT	802.11a CH36 5180MHz	
0	Vertical	Fundamental
Peak	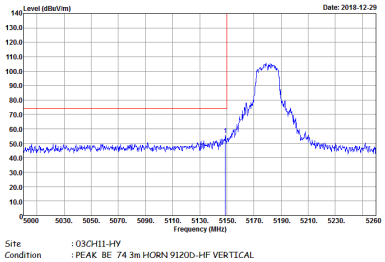	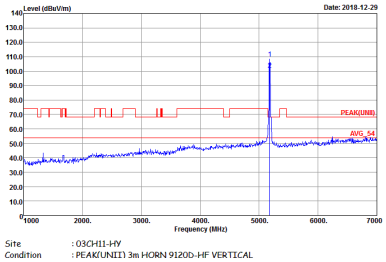
Avg.	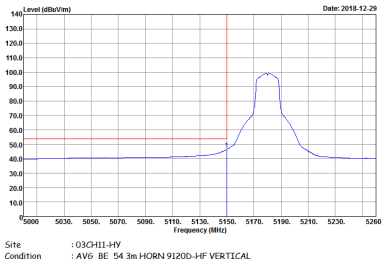	Left blank

WIFI	Band 1 5150~5250MHz Band Edge @ 3m	
ANT	802.11a CH44 5220MHz - L	
0	Horizontal	Fundamental
Peak	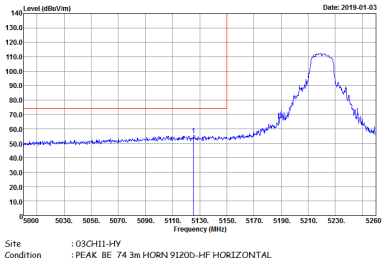	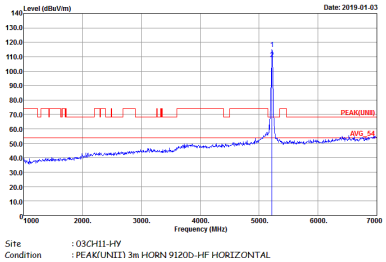
Avg.	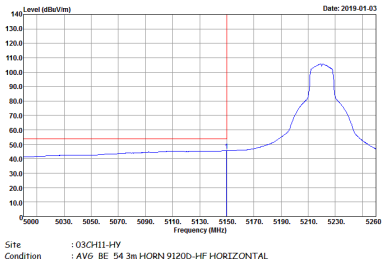	Left blank

WIFI	Band 1 5150~5250MHz Band Edge @ 3m	
ANT	802.11a CH44 5220MHz - R	
0	Horizontal	Fundamental
Peak	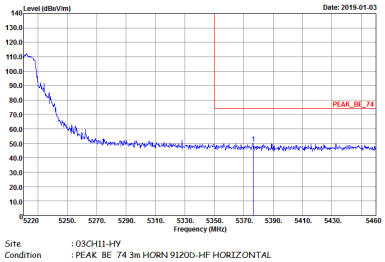	Left blank
Avg.	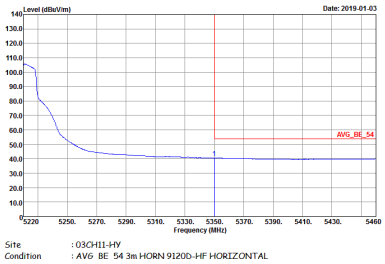	Left blank

WIFI	Band 1 5150~5250MHz Band Edge @ 3m	
ANT	802.11a CH44 5220MHz - L	
0	Vertical	Fundamental
Peak	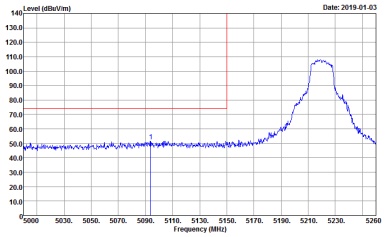	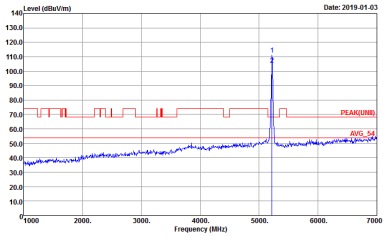
Avg.	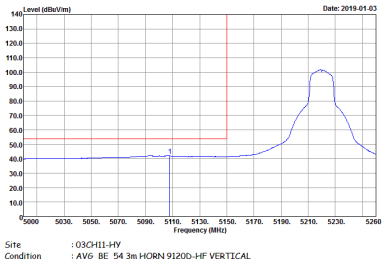	Left blank

WIFI	Band 1 5150~5250MHz Band Edge @ 3m	
ANT	802.11a CH44 5220MHz - R	
0	Vertical	Fundamental
Peak	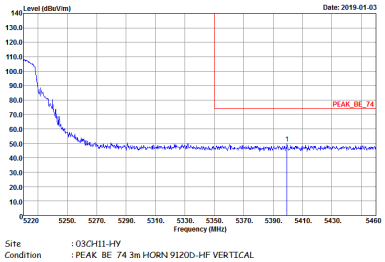	Left blank
Avg.	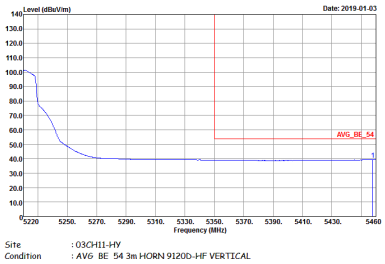	Left blank

WIFI	Band 1 5150~5250MHz Band Edge @ 3m	
ANT	802.11a CH48 5240MHz - L	
0	Horizontal	Fundamental
Peak	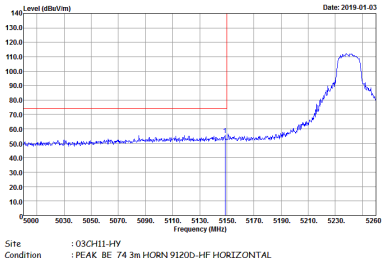	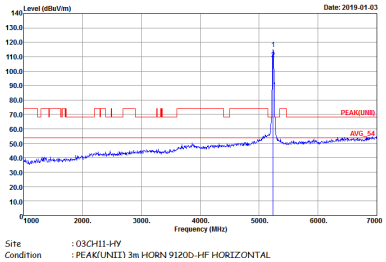
Avg.	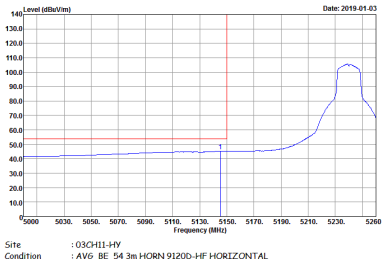	Left blank

WIFI	Band 1 5150~5250MHz Band Edge @ 3m	
ANT	802.11a CH48 5240MHz - R	
0	Horizontal	Fundamental
Peak	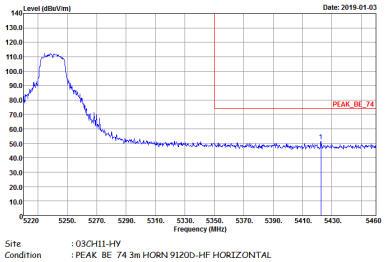	Left blank
Avg.	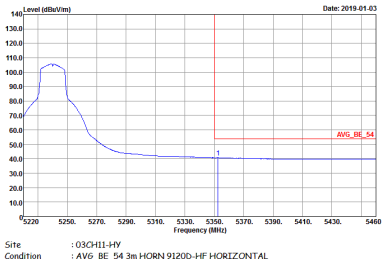	Left blank

WIFI	Band 1 5150~5250MHz Band Edge @ 3m	
ANT	802.11a CH48 5240MHz - L	
0	Vertical	Fundamental
Peak	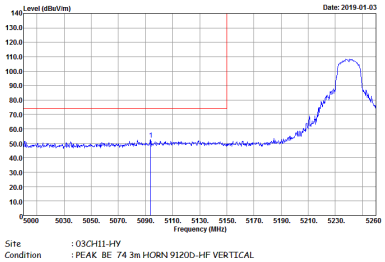	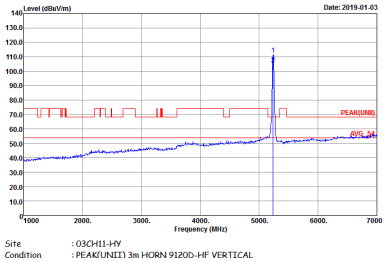
Avg.	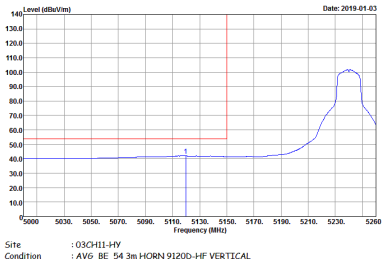	Left blank

WIFI	Band 1 5150~5250MHz Band Edge @ 3m	
ANT	802.11a CH48 5240MHz - R	
0	Vertical	Fundamental
Peak	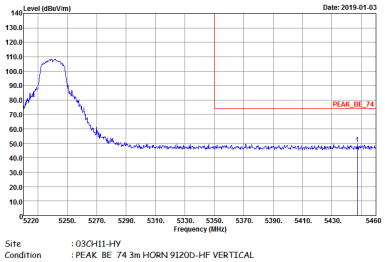	Left blank
Avg.	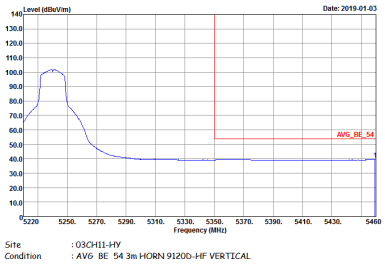	Left blank

Band 1 5150~5250MHz
WIFI 802.11n HT20 (Band Edge @ 3m)

WIFI	Band 1 5150~5250MHz Band Edge @ 3m	
ANT	802.11n HT20 CH36 5180MHz	
0	Horizontal	Fundamental
Peak	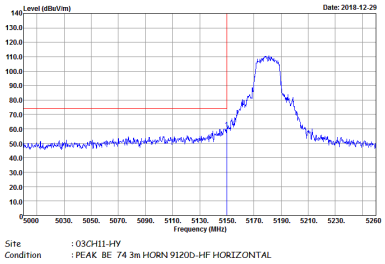	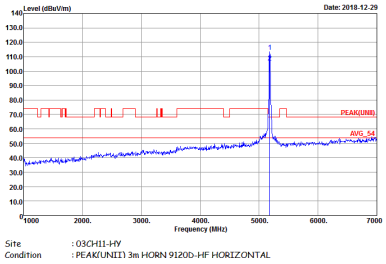
Avg.	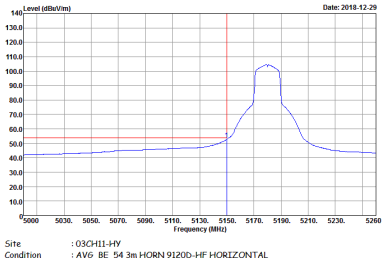	Left blank

WIFI	Band 1 5150~5250MHz Band Edge @ 3m	
ANT	802.11n HT20 CH36 5180MHz	
0	Vertical	Fundamental
Peak	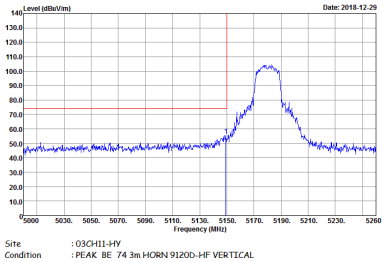	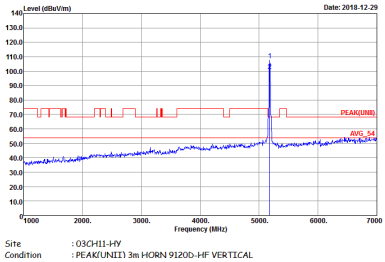
Avg.	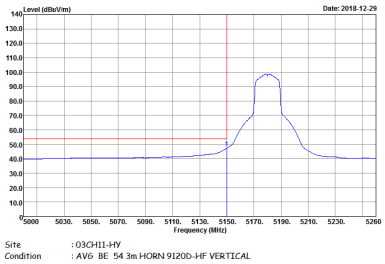	Left blank

WIFI	Band 1 5150~5250MHz Band Edge @ 3m	
ANT	802.11n HT20 CH44 5220MHz - L	
0	Horizontal	Fundamental
Peak	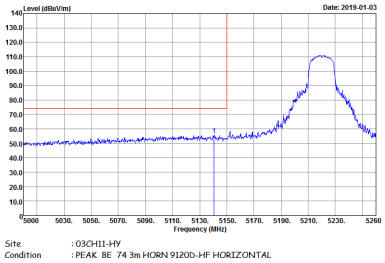	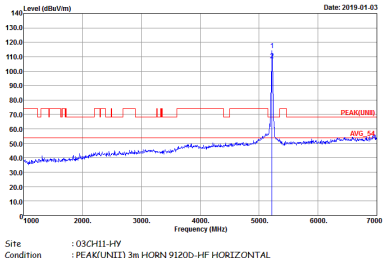
Avg.	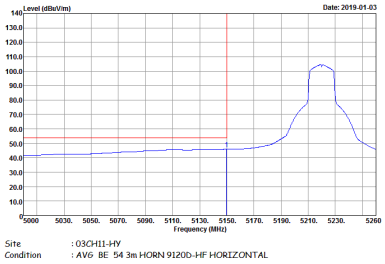	Left blank

WIFI	Band 1 5150~5250MHz Band Edge @ 3m	
ANT	802.11n HT20 CH44 5220MHz - R	
0	Horizontal	Fundamental
Peak	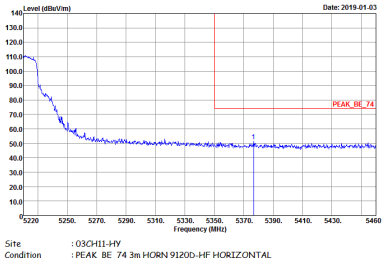	Left blank
Avg.	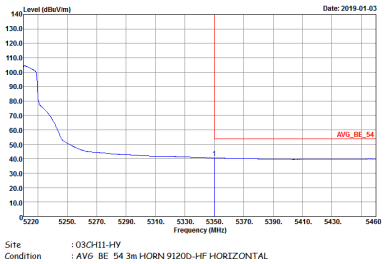	Left blank

WIFI	Band 1 5150~5250MHz Band Edge @ 3m	
ANT	802.11n HT20 CH44 5220MHz - L	
0	Vertical	Fundamental
Peak	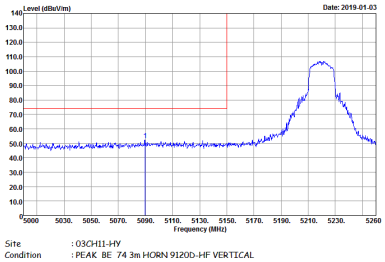	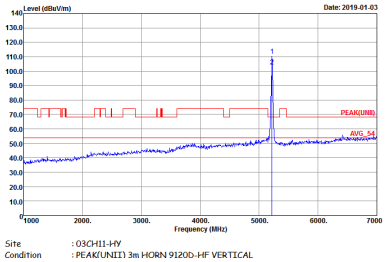
Avg.	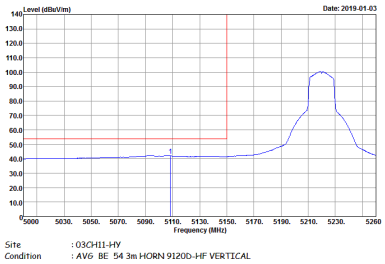	Left blank

WIFI	Band 1 5150~5250MHz Band Edge @ 3m	
ANT	802.11n HT20 CH44 5220MHz - R	
0	Vertical	Fundamental
Peak	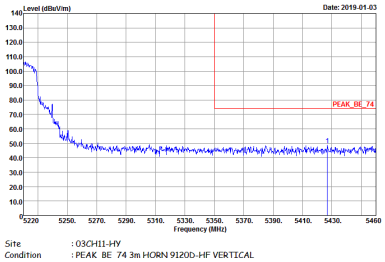	Left blank
Avg.	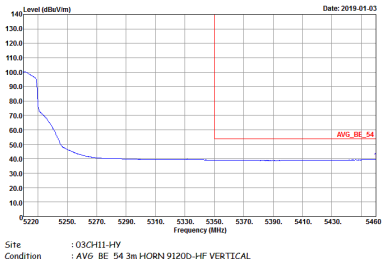	Left blank

WIFI	Band 1 5150~5250MHz Band Edge @ 3m	
ANT	802.11n HT20 CH48 5240MHz - L	
0	Horizontal	Fundamental
Peak	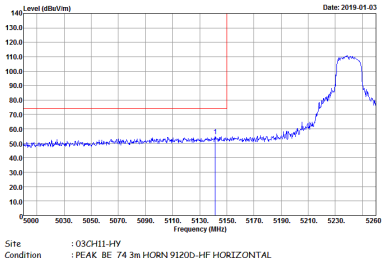	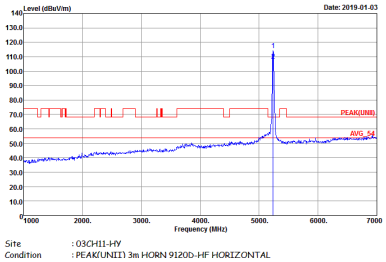
Avg.	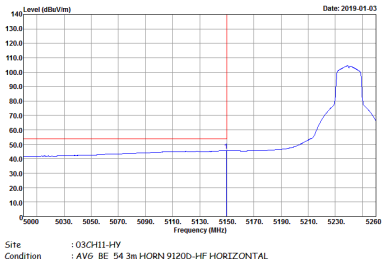	Left blank

WIFI	Band 1 5150~5250MHz Band Edge @ 3m	
ANT	802.11n HT20 CH48 5240MHz - R	
0	Horizontal	Fundamental
Peak	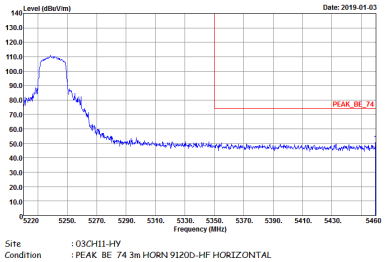	Left blank
Avg.	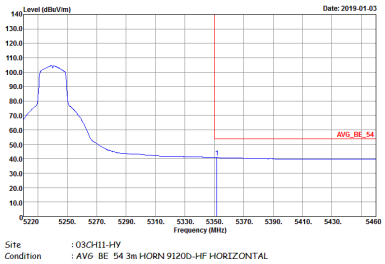	Left blank

WIFI	Band 1 5150~5250MHz Band Edge @ 3m	
ANT	802.11n HT20 CH48 5240MHz - L	
0	Vertical	Fundamental
Peak	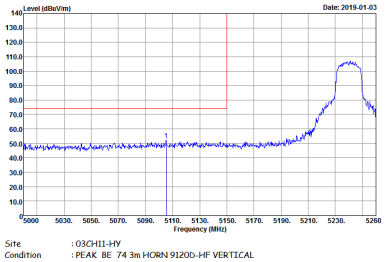	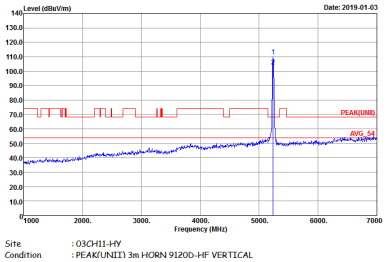
Avg.	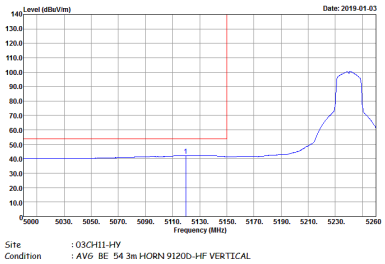	Left blank

WIFI	Band 1 5150~5250MHz Band Edge @ 3m	
ANT	802.11n HT20 CH48 5240MHz - R	
0	Vertical	Fundamental
Peak	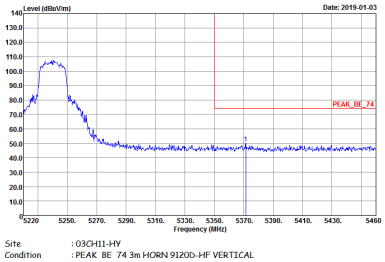	Left blank
Avg.	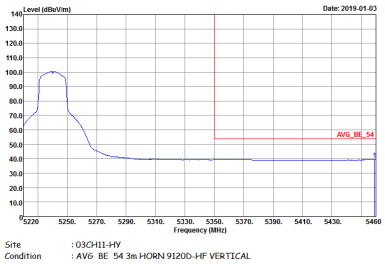	Left blank

Band 1 5150~5250MHz
WIFI 802.11n HT40 (Band Edge @ 3m)

WIFI	Band 1 5150~5250MHz Band Edge @ 3m	
ANT	802.11n HT40 CH38 5190MHz - L	
0	Horizontal	Fundamental
Peak	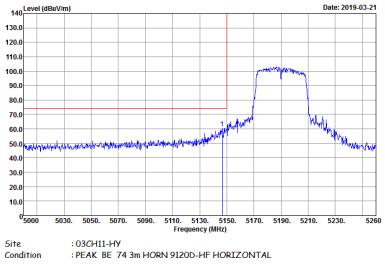	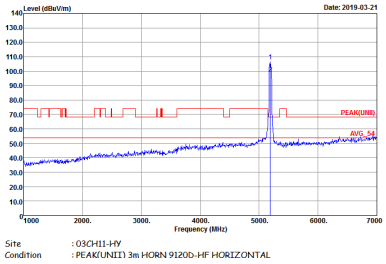
Avg.	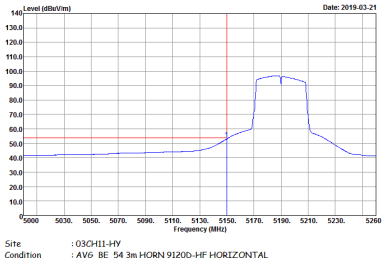	Left blank

WIFI	Band 1 5150~5250MHz Band Edge @ 3m	
ANT	802.11n HT40 CH38 5190MHz - R	
0	Horizontal	Fundamental
Peak	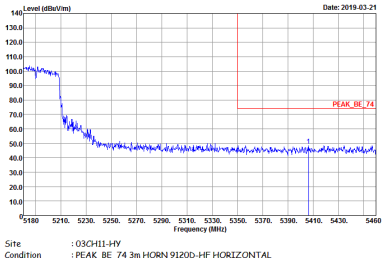	Left blank
Avg.	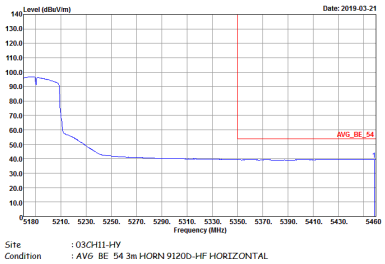	Left blank

WIFI	Band 1 5150~5250MHz Band Edge @ 3m	
ANT	802.11n HT40 CH38 5190MHz - L	
0	Vertical	Fundamental
Peak	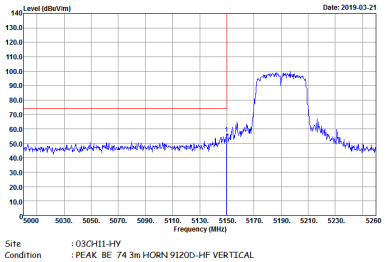	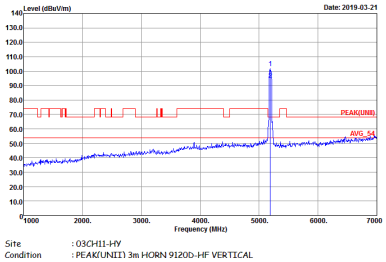
Avg.	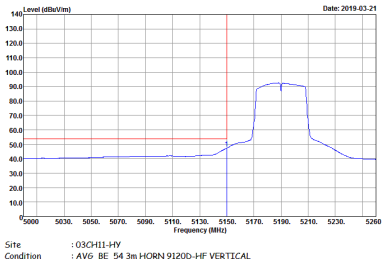	Left blank

WIFI	Band 1 5150~5250MHz Band Edge @ 3m	
ANT	802.11n HT40 CH38 5190MHz - R	
0	Vertical	Fundamental
Peak	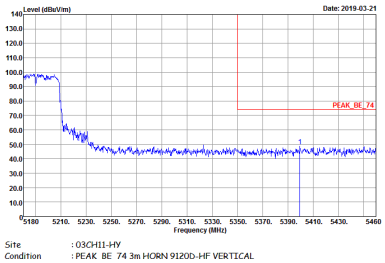	Left blank
Avg.	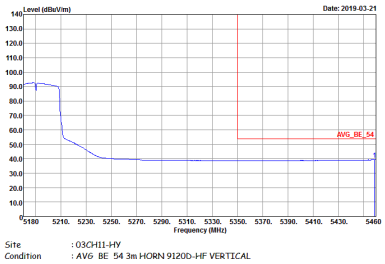	Left blank

WIFI	Band 1 5150~5250MHz Band Edge @ 3m	
ANT	802.11n HT40 CH46 5230MHz - L	
0	Horizontal	Fundamental
Peak	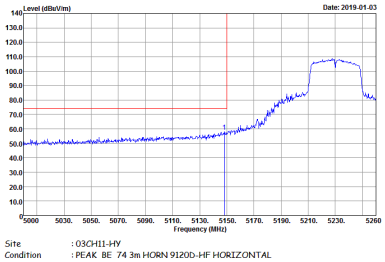	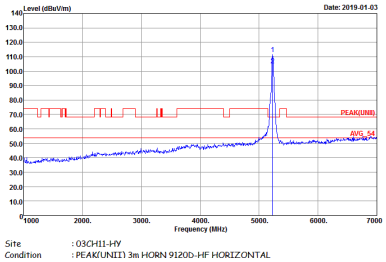
Avg.	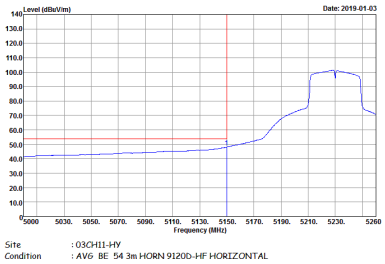	Left blank

WIFI	Band 1 5150~5250MHz Band Edge @ 3m	
ANT	802.11n HT40 CH46 5230MHz - R	
0	Horizontal	Fundamental
Peak	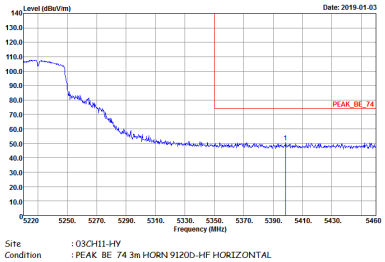	Left blank
Avg.	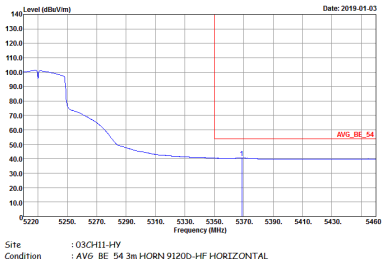	Left blank

WIFI	Band 1 5150~5250MHz Band Edge @ 3m	
ANT	802.11n HT40 CH46 5230MHz - L	
0	Vertical	Fundamental
Peak	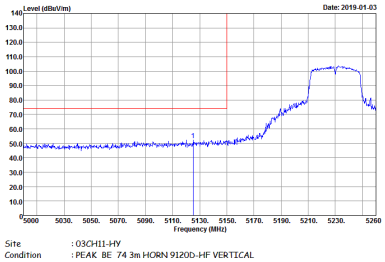	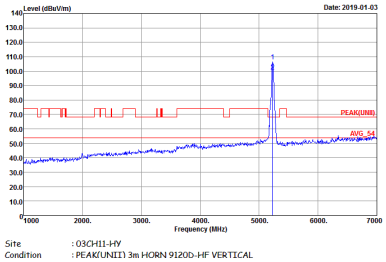
Avg.	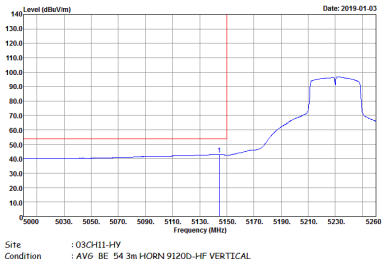	Left blank

WIFI	Band 1 5150~5250MHz Band Edge @ 3m	
ANT	802.11n HT40 CH46 5230MHz - R	
0	Vertical	Fundamental
Peak	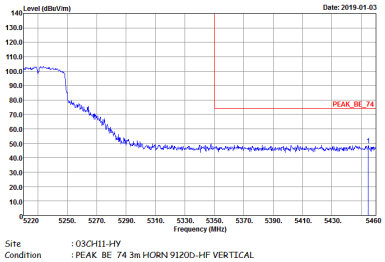	Left blank
Avg.	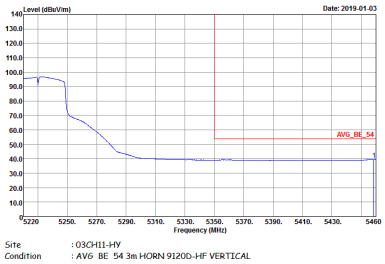	Left blank

Band 1 5150~5250MHz

WIFI 802.11ac VHT80 (Band Edge @ 3m)

WIFI	Band 1 5150~5250MHz Band Edge @ 3m	
ANT	802.11ac VHT80 CH42 5210MHz - L	
0	Horizontal	Fundamental
Peak	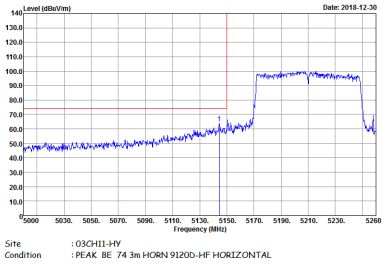	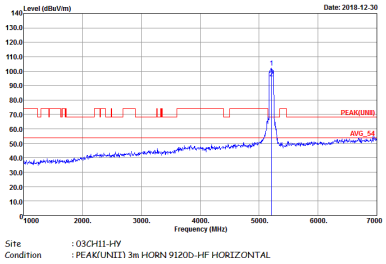
Avg.	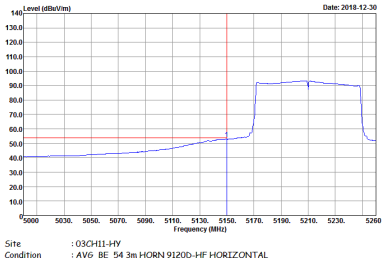	Left blank

WIFI	Band 1 5150~5250MHz Band Edge @ 3m	
ANT	802.11ac VHT80 CH42 5210MHz - R	
0	Horizontal	Fundamental
Peak	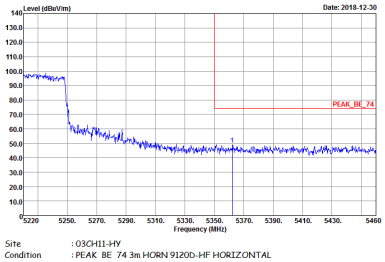	Left blank
Avg.	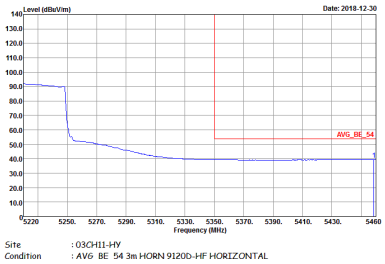	Left blank

WIFI	Band 1 5150~5250MHz Band Edge @ 3m	
ANT	802.11ac VHT80 CH42 5210MHz - L	
0	Vertical	Fundamental
Peak	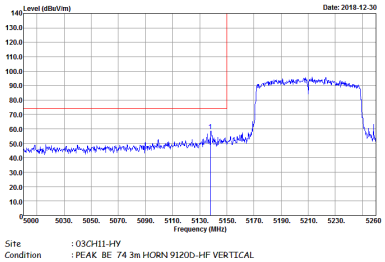	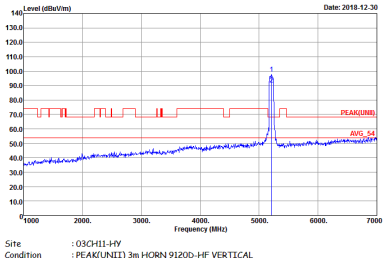
Avg.	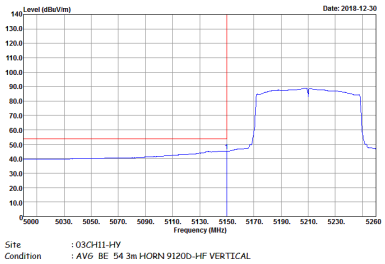	Left blank

WIFI	Band 1 5150~5250MHz Band Edge @ 3m	
ANT	802.11ac VHT80 CH42 5210MHz - R	
0	Vertical	Fundamental
Peak	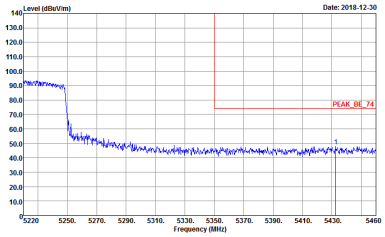	Left blank
Avg.	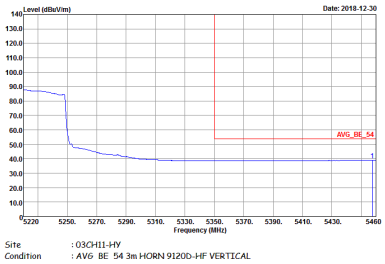	Left blank

Band 1 - 5150~5250MHz

WIFI 802.11a (Harmonic @ 3m)

WIFI	Band 1 5150~5250MHz Harmonic @ 3m	
ANT	802.11a CH36 5180MHz	
0	Horizontal	Vertical
Peak Avg.	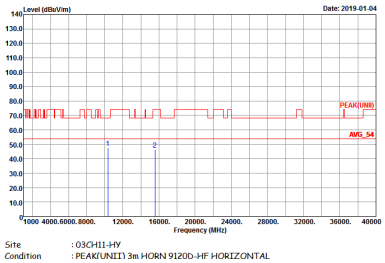	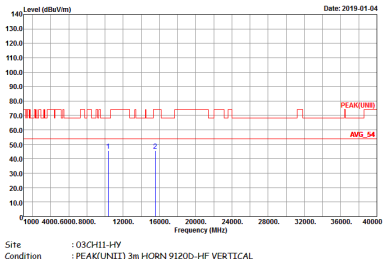

WIFI	Band 1 5150~5250MHz Harmonic @ 3m	
ANT	802.11a CH44 5220MHz	
0	Horizontal	Vertical
Peak Avg.	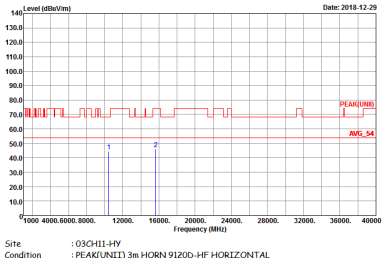	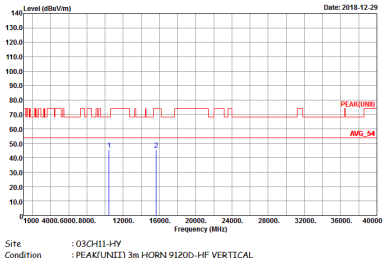

WIFI	Band 1 5150~5250MHz Harmonic @ 3m	
ANT	802.11a CH48 5240MHz	
0	Horizontal	Vertical
Peak Avg.	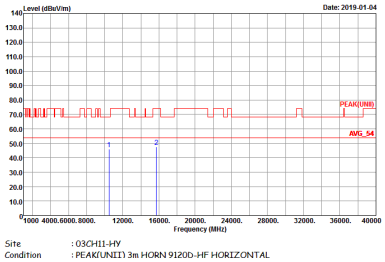	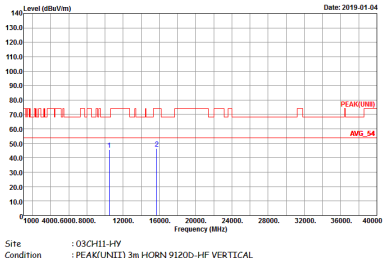

Band 1 5150~5250MHz
WIFI 802.11n HT20 (Harmonic @ 3m)

WIFI	Band 1 5150~5250MHz Harmonic @ 3m	
ANT	802.11n HT20 CH36 5180MHz	
0	Horizontal	Vertical
Peak Avg.	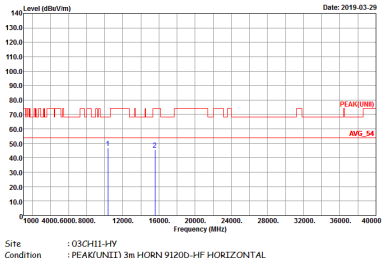	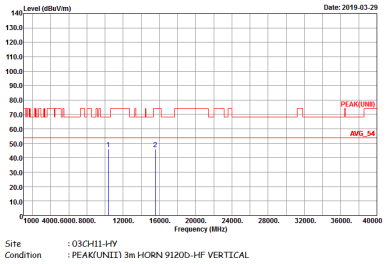

WIFI	Band 1 5150~5250MHz Harmonic @ 3m	
ANT	802.11n HT20 CH44 5220MHz	
0	Horizontal	Vertical
Peak Avg.	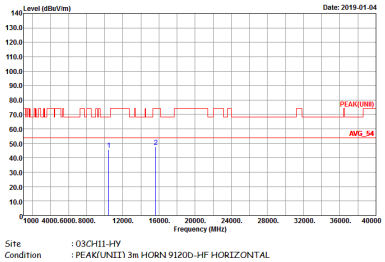	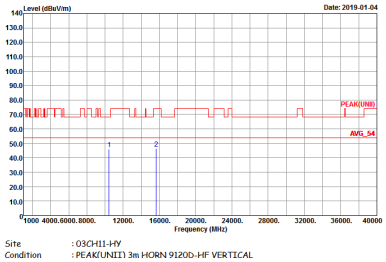

WIFI	Band 1 5150~5250MHz Harmonic @ 3m	
ANT	802.11n HT20 CH48 5240MHz	
0	Horizontal	Vertical
Peak Avg.	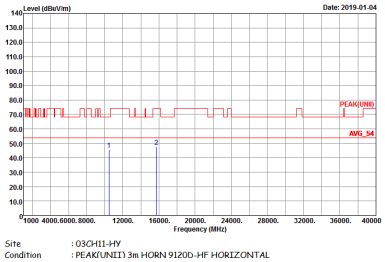	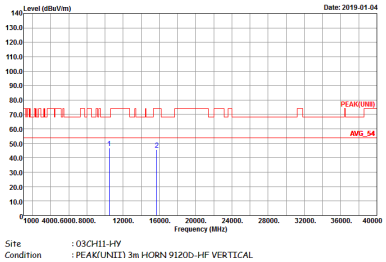

Band 1 5150~5250MHz
WIFI 802.11n HT40 (Harmonic @ 3m)

WIFI	Band 1 5150~5250MHz Harmonic @ 3m	
ANT	802.11n HT40 CH38 5190MHz	
0	Horizontal	Vertical
Peak Avg.	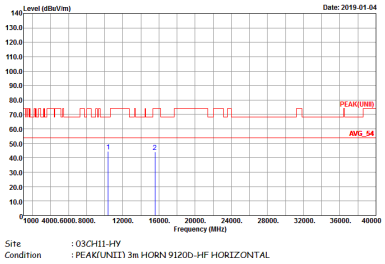	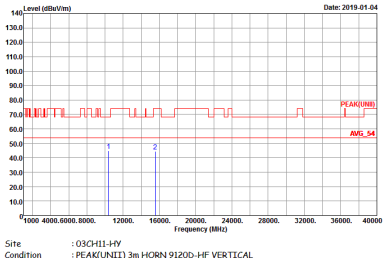

WIFI	Band 1 5150~5250MHz Harmonic @ 3m	
ANT	802.11n HT40 CH46 5230MHz	
0	Horizontal	Vertical
Peak Avg.	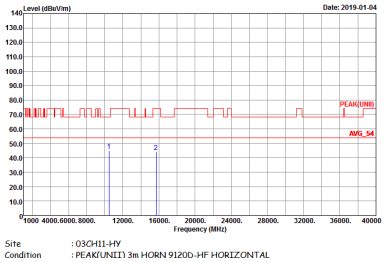	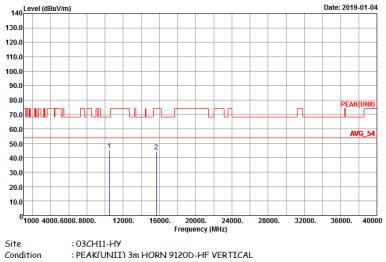

Band 1 5150~5250MHz
WIFI 802.11ac VHT80 (Harmonic @ 3m)

WIFI	Band 1 5150~5250MHz Harmonic @ 3m	
ANT	802.11ac VHT80 CH42 5210MHz	
0	Horizontal	Vertical
Peak Avg.	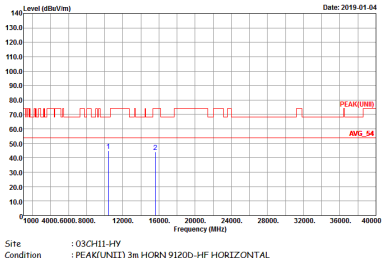	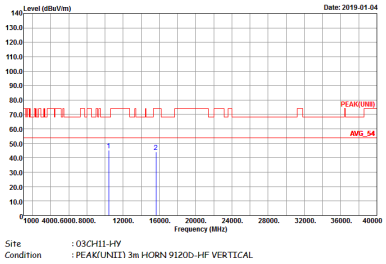

Band 2 - 5250~5350MHz

WIFI 802.11a (Band Edge @ 3m)

WIFI	Band 2 5250~5350MHz Band Edge @ 3m	
ANT	802.11a CH52 5260MHz - L	
0	Horizontal	Fundamental
Peak	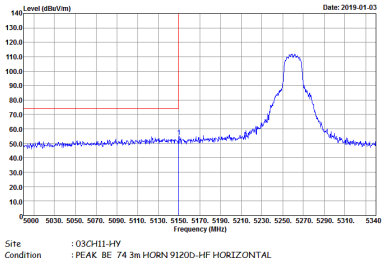	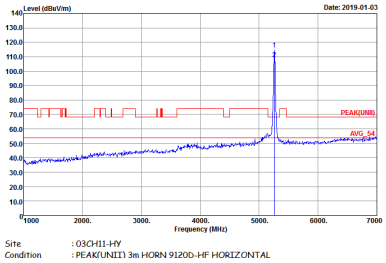
Avg.	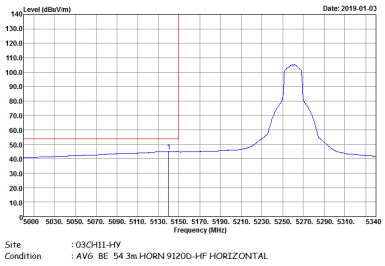	Left blank

WIFI	Band 2 5250~5350MHz Band Edge @ 3m	
ANT	802.11a CH52 5260MHz - R	
0	Horizontal	Fundamental
Peak	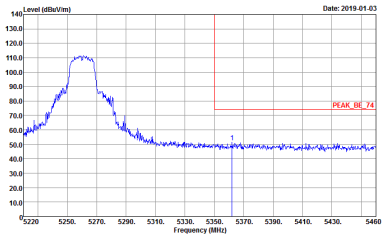 Site : 03CH11-HY Condition : PEAK BE 74 3m HORN 9120D-HF HORIZONTAL	Left blank
Avg.	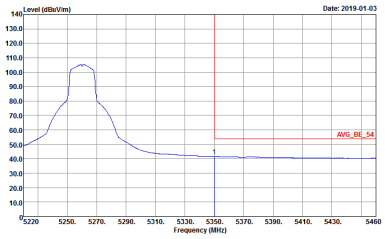 Site : 03CH11-HY Condition : AVG BE 54 3m HORN 9120D-HF HORIZONTAL	Left blank

WIFI	Band 2 5250~5350MHz Band Edge @ 3m	
ANT	802.11a CH52 5260MHz - L	
0	Vertical	Fundamental
Peak	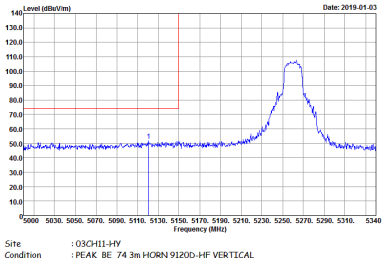	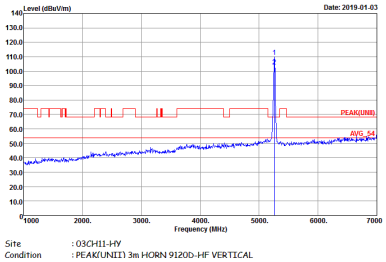
Avg.	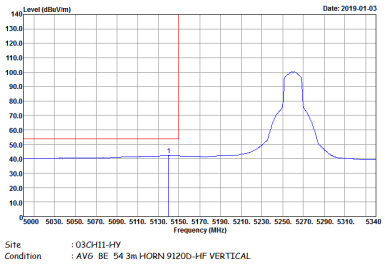	Left blank

WIFI	Band 2 5250~5350MHz Band Edge @ 3m	
ANT	802.11a CH52 5260MHz - R	
0	Vertical	Fundamental
Peak	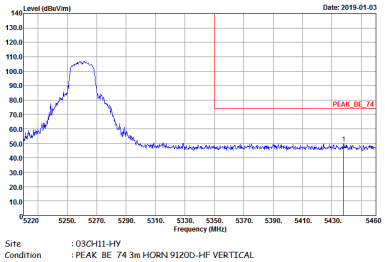	Left blank
Avg.	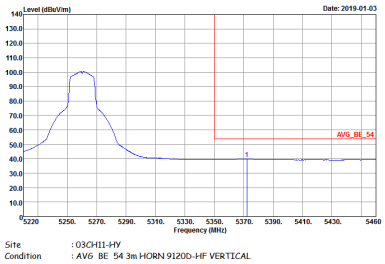	Left blank

WIFI	Band 2 5250~5350MHz Band Edge @ 3m	
ANT	802.11a CH60 5300MHz - L	
0	Horizontal	Fundamental
Peak	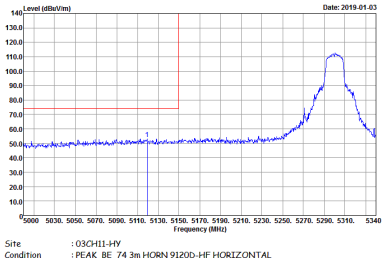	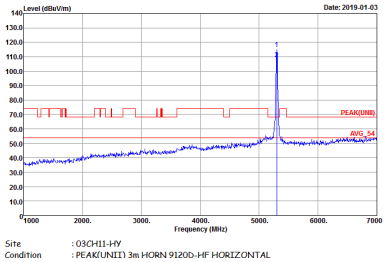
Avg.	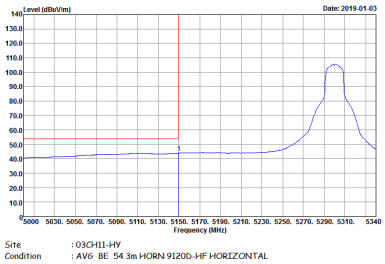	Left blank

WIFI	Band 2 5250~5350MHz Band Edge @ 3m	
ANT	802.11a CH60 5300MHz - R	
0	Horizontal	Fundamental
Peak	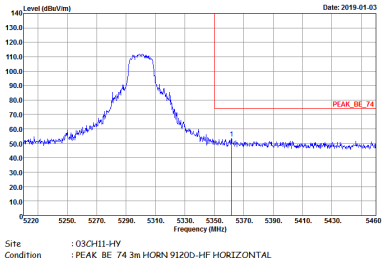	Left blank
Avg.	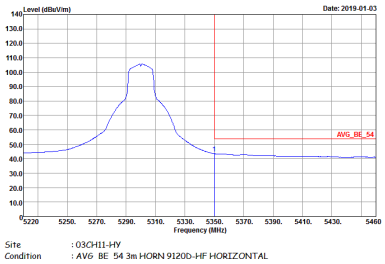	Left blank

WIFI	Band 2 5250~5350MHz Band Edge @ 3m	
ANT	802.11a CH60 5300MHz - L	
0	Vertical	Fundamental
Peak	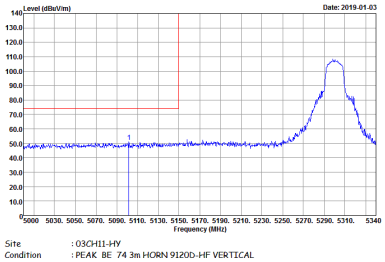	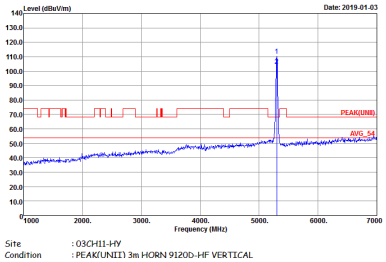
Avg.	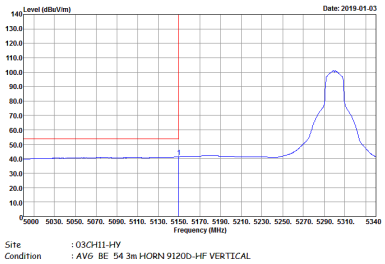	Left blank

WIFI	Band 2 5250~5350MHz Band Edge @ 3m	
ANT	802.11a CH60 5300MHz - R	
0	Vertical	Fundamental
Peak	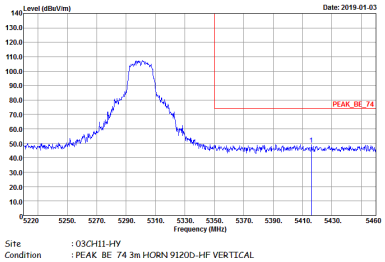	Left blank
Avg.	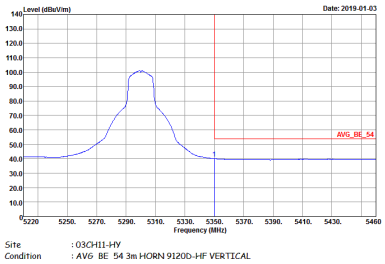	Left blank

WIFI	Band 2 5250~5350MHz Band Edge @ 3m	
ANT	802.11a CH64 5320MHz	
0	Horizontal	Fundamental
Peak	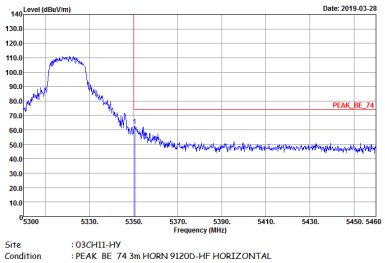	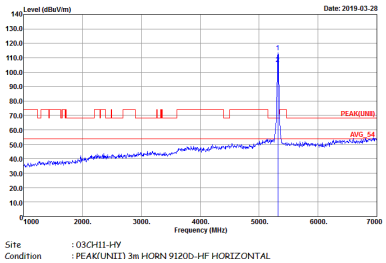
Avg.	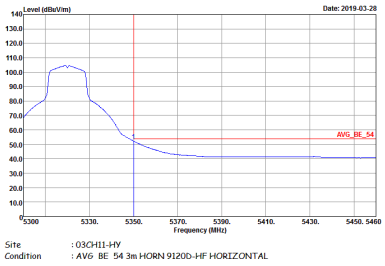	Left blank

WIFI	Band 2 5250~5350MHz Band Edge @ 3m	
ANT	802.11a CH64 5320MHz	
0	Vertical	Fundamental
Peak	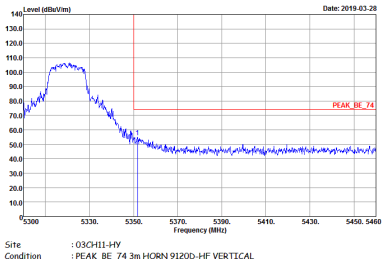	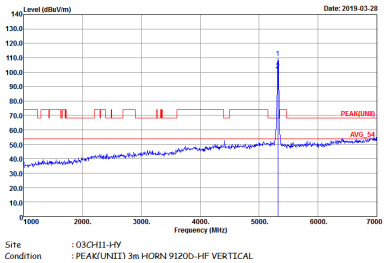
Avg.	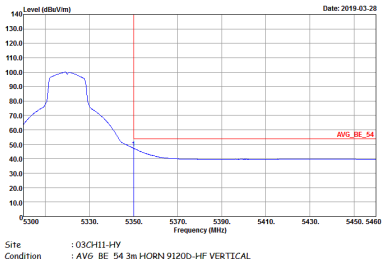	Left blank

Band 2 5250~5350MHz
WIFI 802.11n HT20 (Band Edge @ 3m)

WIFI	Band 2 5250~5350MHz Band Edge @ 3m	
ANT	802.11n HT20 CH52 5260MHz - L	
0	Horizontal	Fundamental
Peak	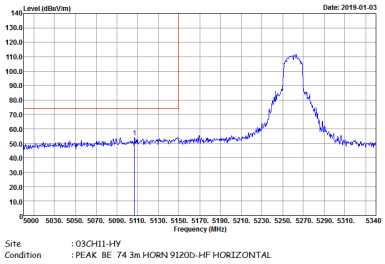	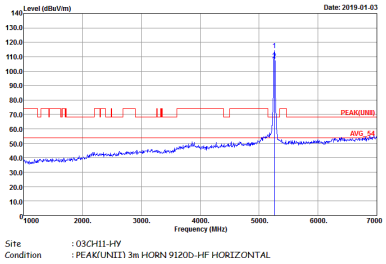
Avg.	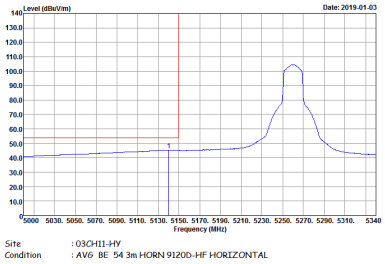	Left blank

WIFI	Band 2 5250~5350MHz Band Edge @ 3m	
ANT	802.11n HT20 CH52 5260MHz - R	
0	Horizontal	Fundamental
Peak	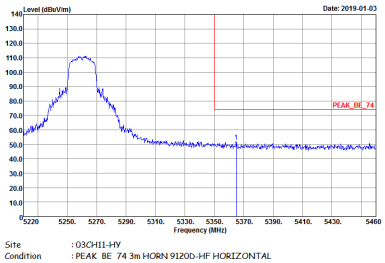	Left blank
Avg.	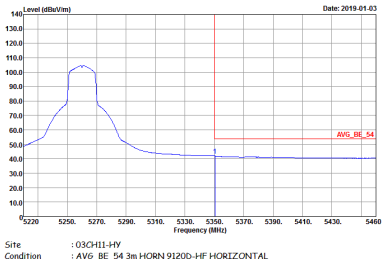	Left blank

WIFI	Band 2 5250~5350MHz Band Edge @ 3m	
ANT	802.11n HT20 CH52 5260MHz - L	
0	Vertical	Fundamental
Peak	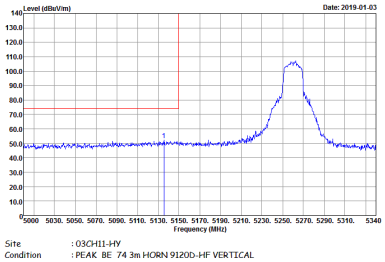	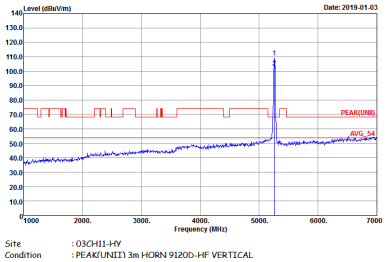
Avg.	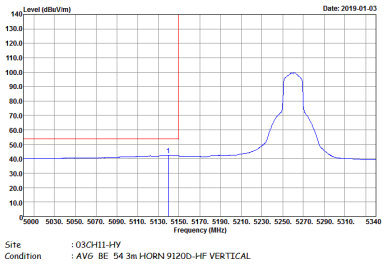	Left blank

WIFI	Band 2 5250~5350MHz Band Edge @ 3m	
ANT	802.11n HT20 CH52 5260MHz - R	
0	Vertical	Fundamental
Peak	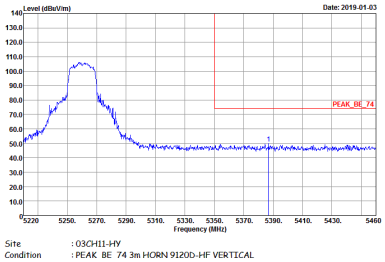	Left blank
Avg.	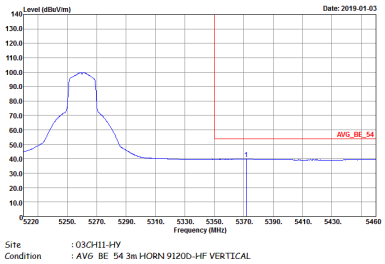	Left blank

WIFI	Band 2 5250~5350MHz Band Edge @ 3m	
ANT	802.11n HT20 CH60 5300MHz - L	
0	Horizontal	Fundamental
Peak	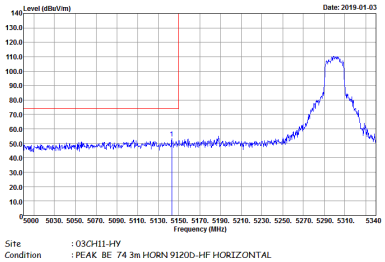	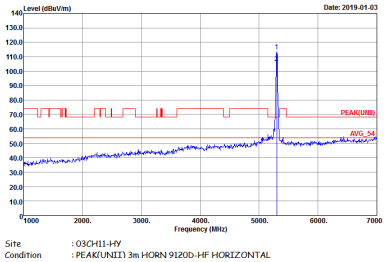
Avg.	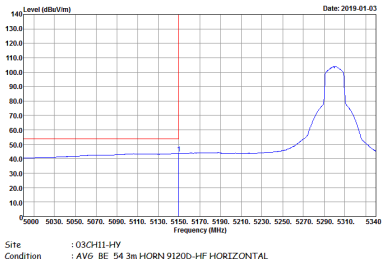	Left blank

WIFI	Band 2 5250~5350MHz Band Edge @ 3m	
ANT	802.11n HT20 CH60 5300MHz - R	
0	Horizontal	Vertical
Peak	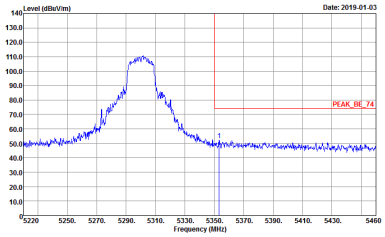 Site : 03CH11-HY Condition : PEAK BE 74 3m HORN 9120D-HF HORIZONTAL	Left blank
Avg.	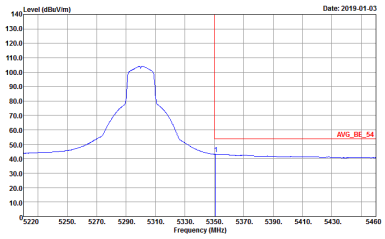 Site : 03CH11-HY Condition : AVG BE 54 3m HORN 9120D-HF HORIZONTAL	Left blank

WIFI	Band 2 5250~5350MHz Band Edge @ 3m	
ANT	802.11n HT20 CH60 5300MHz - L	
0	Vertical	Fundamental
Peak	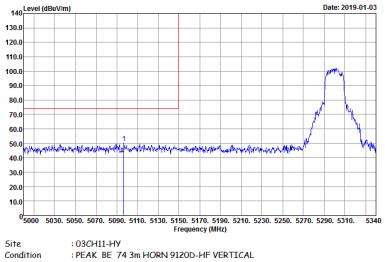	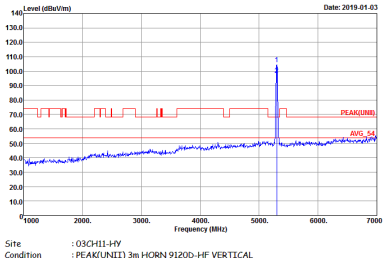
Avg.	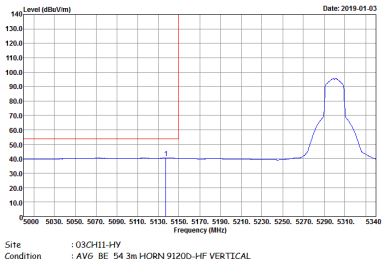	Left blank

WIFI	Band 2 5250~5350MHz Band Edge @ 3m	
ANT	802.11n HT20 CH60 5300MHz - R	
0	Vertical	Fundamental
Peak	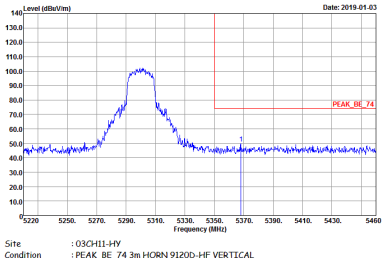	Left blank
Avg.	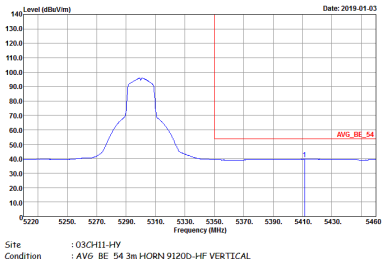	Left blank

WIFI	Band 2 5250~5350MHz Band Edge @ 3m	
ANT	802.11n HT20 CH64 5320MHz	
0	Horizontal	Fundamental
Peak	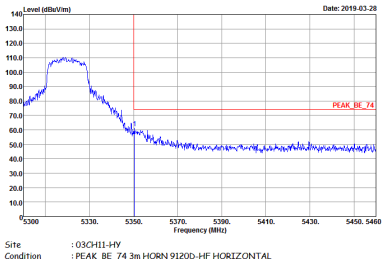	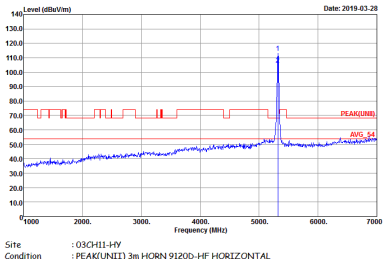
Avg.	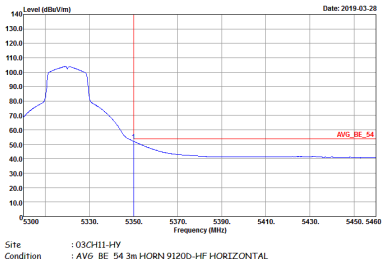	Left blank

WIFI	Band 2 5250~5350MHz Band Edge @ 3m	
ANT	802.11n HT20 CH64 5320MHz	
0	Vertical	Fundamental
Peak	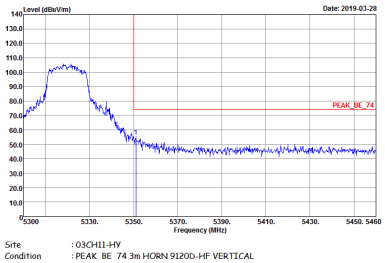	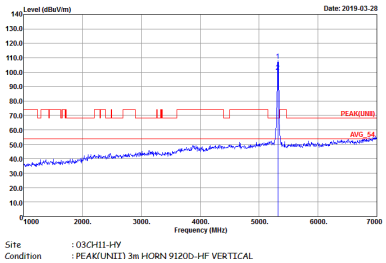
Avg.	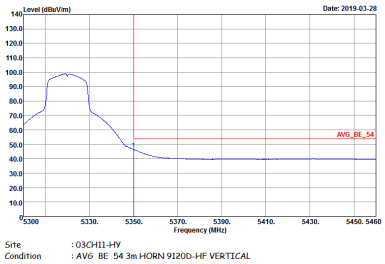	Left blank

Band 2 5250~5350MHz
WIFI 802.11n HT40 (Band Edge @ 3m)

WIFI	Band 2 5250~5350MHz Band Edge @ 3m	
ANT	802.11n HT40 CH54 5270 - L	
0	Horizontal	Fundamental
Peak	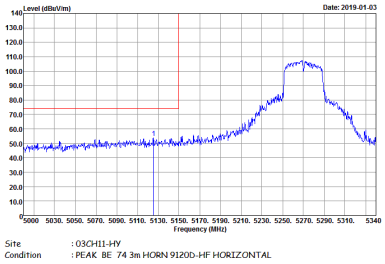	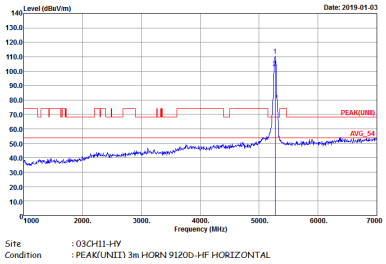
Avg.	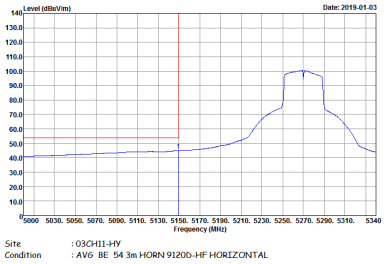	Left blank

WIFI	Band 2 5250~5350MHz Band Edge @ 3m	
ANT	802.11n HT40 CH54 5270 - R	
0	Horizontal	Fundamental
Peak	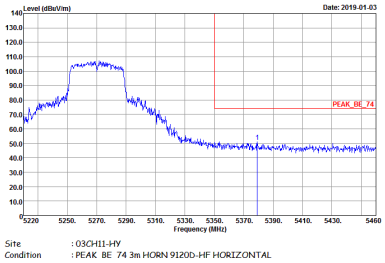	Left blank
Avg.	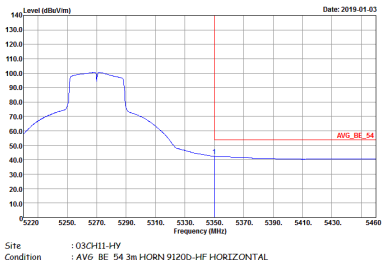	Left blank

WIFI	Band 2 5250~5350MHz Band Edge @ 3m	
ANT	802.11n HT40 CH54 5270 - L	
0	Vertical	Vertical
Peak	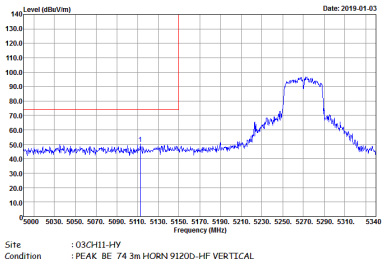	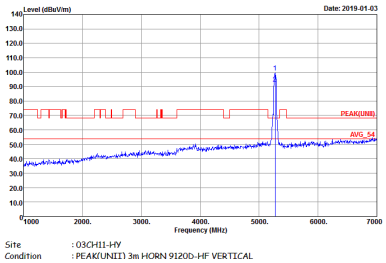
Avg.	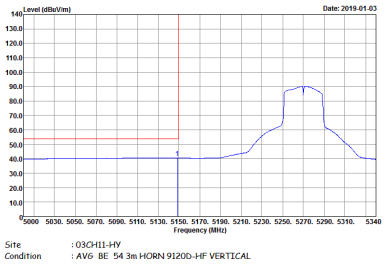	Left blank

WIFI	Band 2 5250~5350MHz Band Edge @ 3m	
ANT	802.11n HT40 CH54 5270 - R	
0	Vertical	Vertical
Peak	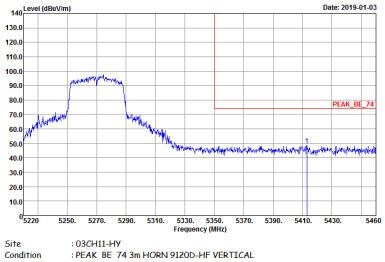	Left blank
Avg.	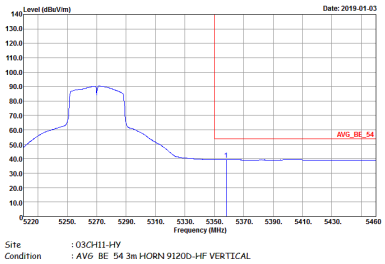	Left blank

WIFI	Band 2 5250~5350MHz Band Edge @ 3m	
ANT	802.11n HT40 CH62 5310 - L	
0	Horizontal	Fundamental
Peak	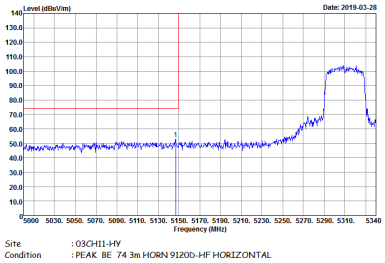	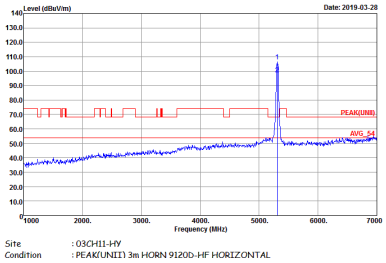
Avg.	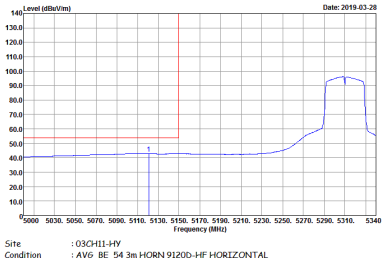	Left blank

WIFI	Band 2 5250~5350MHz Band Edge @ 3m	
ANT	802.11n HT40 CH62 5310 - R	
0	Horizontal	Fundamental
Peak	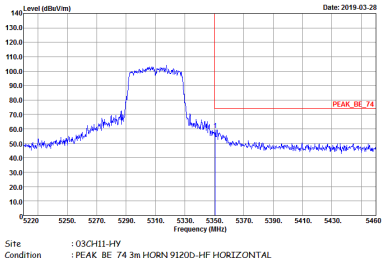	Left blank
Avg.	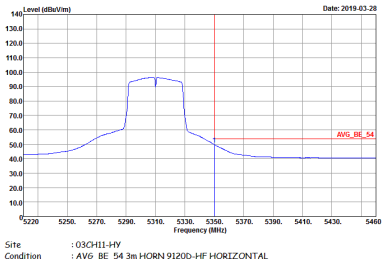	Left blank

WIFI	Band 2 5250~5350MHz Band Edge @ 3m	
ANT	802.11n HT40 CH62 5310 - L	
0	Vertical	Fundamental
Peak	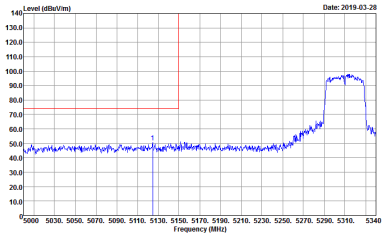	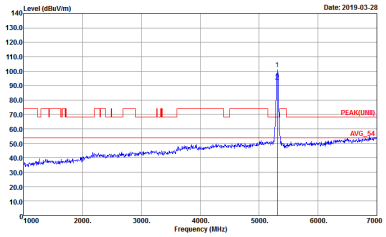
Avg.	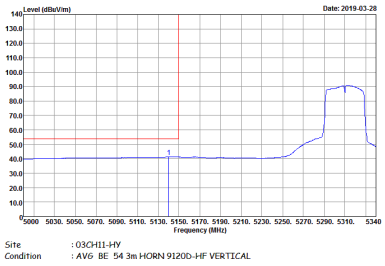	Left blank

WIFI	Band 2 5250~5350MHz Band Edge @ 3m	
ANT	802.11n HT40 CH62 5310 - R	
0	Vertical	Fundamental
Peak	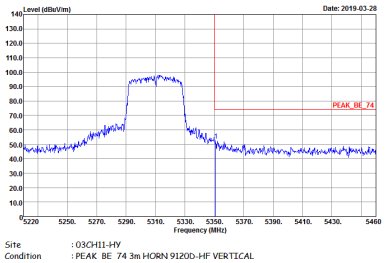	Left blank
Avg.	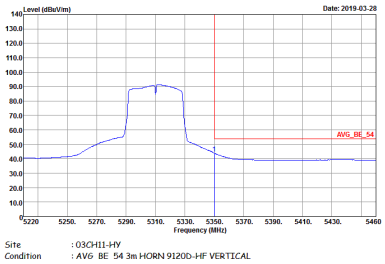	Left blank

Band 2 5250~5350MHz

WIFI 802.11ac VHT80 (Band Edge @ 3m)

WIFI	Band 2 5250~5350MHz Band Edge @ 3m	
ANT	802.11ac VHT80 CH58 5290MHz - L	
0	Horizontal	Fundamental
Peak	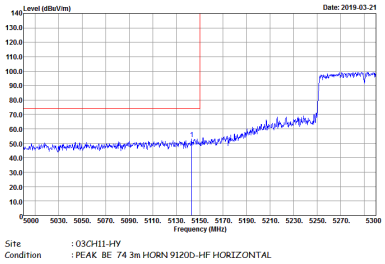	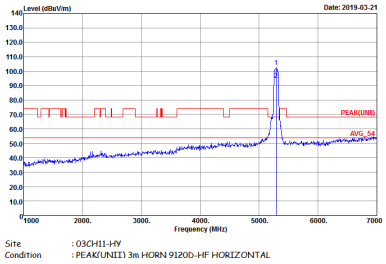
Avg.	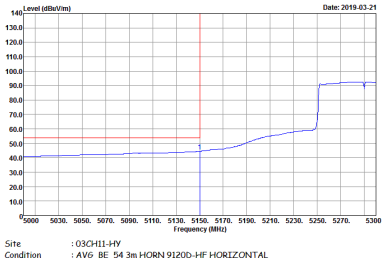	Left blank

WIFI	Band 2 5250~5350MHz Band Edge @ 3m	
ANT	802.11ac VHT80 CH58 5290MHz - R	
0	Horizontal	Fundamental
Peak	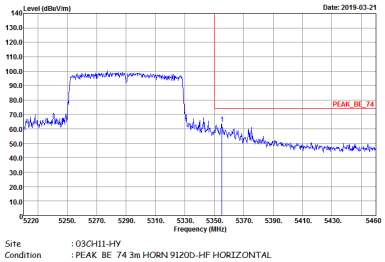	Left blank
Avg.	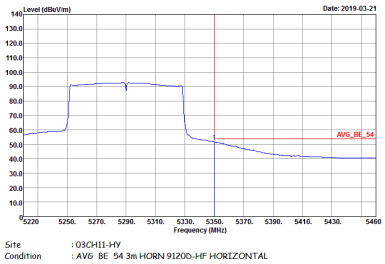	Left blank

WIFI	Band 2 5250~5350MHz Band Edge @ 3m	
ANT	802.11ac VHT80 CH58 5290MHz - L	
0	Vertical	Fundamental
Peak	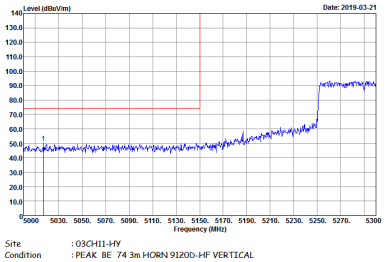	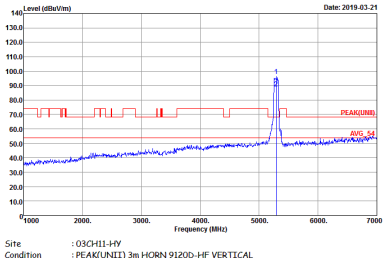
Avg.	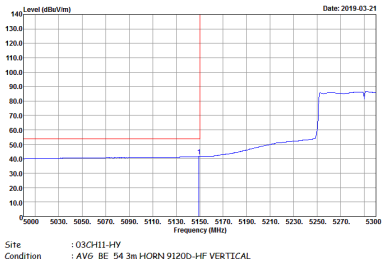	Left blank

WIFI	Band 2 5250~5350MHz Band Edge @ 3m	
ANT	802.11ac VHT80 CH58 5290MHz - R	
0	Vertical	Fundamental
Peak	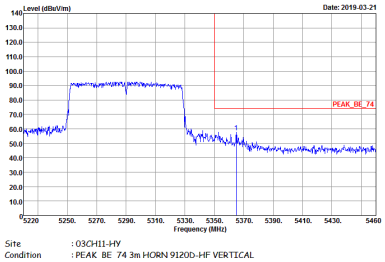	Left blank
Avg.	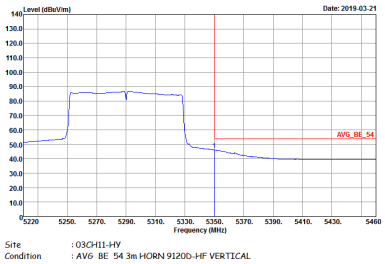	Left blank

Band 2 - 5250~5350MHz

WIFI 802.11a (Harmonic @ 3m)

WIFI	Band 2 5250~5350MHz Harmonic @ 3m	
ANT	802.11a CH52 5260MHz	
0	Horizontal	Vertical
Peak Avg.	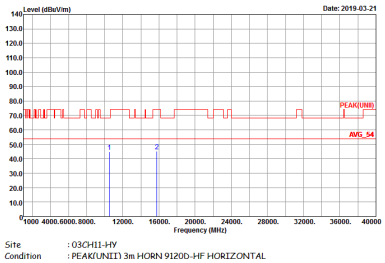	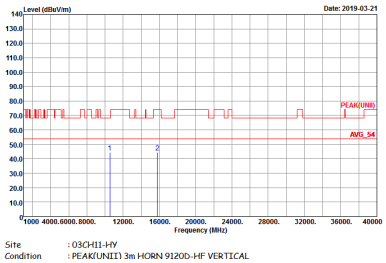

WIFI	Band 2 5250~5350MHz Harmonic @ 3m	
ANT	802.11a CH60 5300MHz	
0	Horizontal	Vertical
Peak Avg.	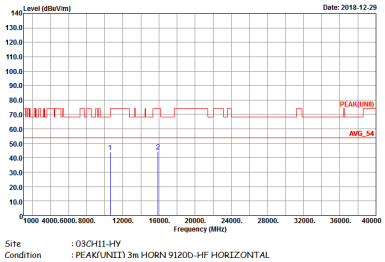	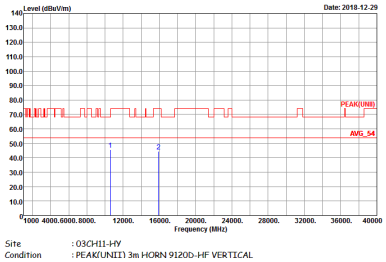

WIFI	Band 2 5250~5350MHz Harmonic @ 3m	
ANT	802.11a CH64 5320MHz	
0	Horizontal	Vertical
Peak Avg.	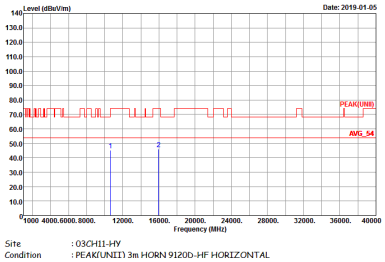	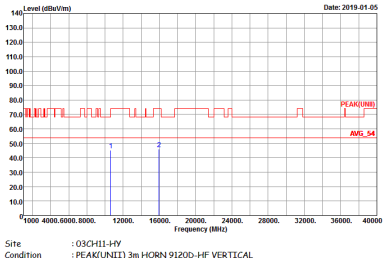

Band 2 5250~5350MHz
WIFI 802.11n HT20 (Harmonic @ 3m)

WIFI	Band 2 5250~5350MHz Harmonic @ 3m	
ANT	802.11n HT20 CH52 5260MHz	
0	Horizontal	Vertical
Peak Avg.	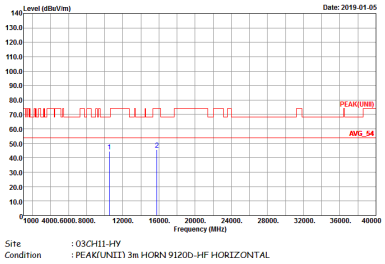	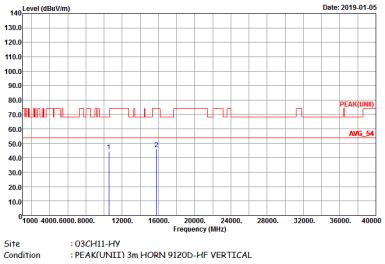

WIFI	Band 2 5250~5350MHz Harmonic @ 3m	
ANT	802.11n HT20 CH60 5300MHz	
0	Horizontal	Vertical
Peak Avg.	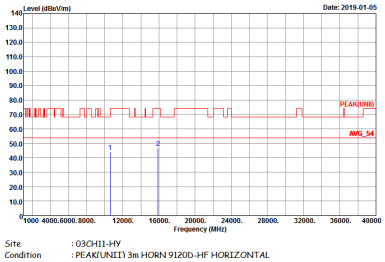	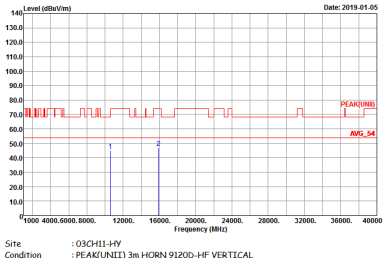

WIFI	Band 2 5250~5350MHz Harmonic @ 3m	
ANT	802.11n HT20 CH64 5320MHz	
0	Horizontal	Vertical
Peak Avg.	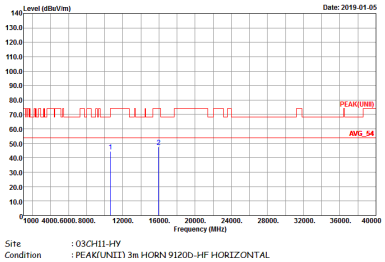	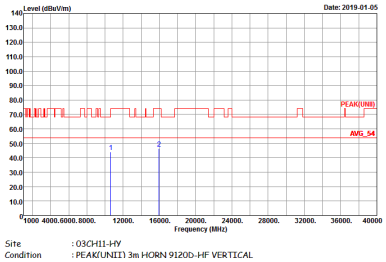

Band 2 5250~5350MHz
WIFI 802.11n HT40 (Harmonic @ 3m)

WIFI	Band 2 5250~5350MHz Harmonic @ 3m	
ANT	802.11n HT40 CH54 5270	
0	Horizontal	Vertical
Peak Avg.	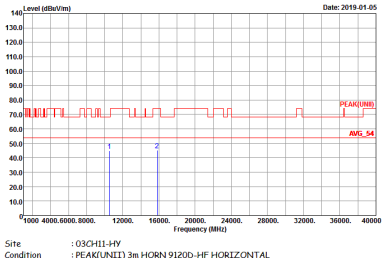	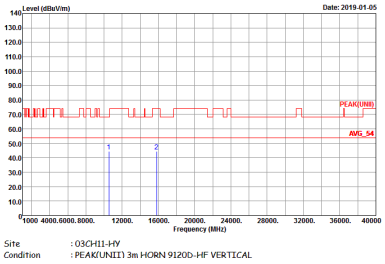

WIFI	Band 2 5250~5350MHz Harmonic @ 3m	
ANT	802.11n HT40 CH62 5310	
0	Horizontal	Vertical
Peak Avg.	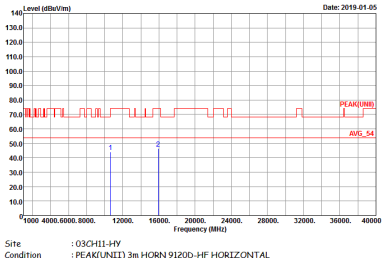	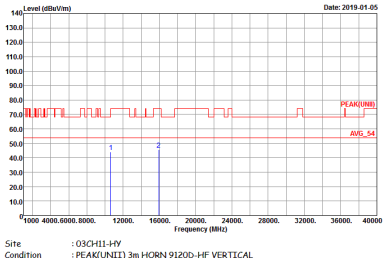

Band 2 5250~5350MHz
WIFI 802.11ac VHT80 (Harmonic @ 3m)
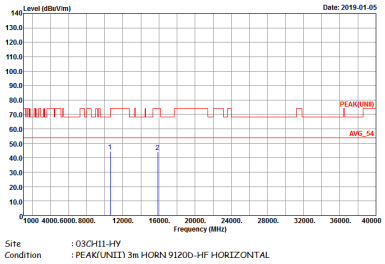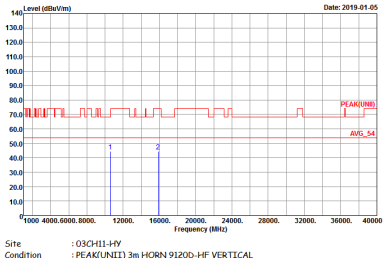
WIFI	Band 2 5250~5350MHz Harmonic @ 3m	
ANT	802.11ac VHT80 CH58 5290MHz	
0	Horizontal	Vertical
Peak Avg.