PSD NVNT ac80 5610MHz Ant1

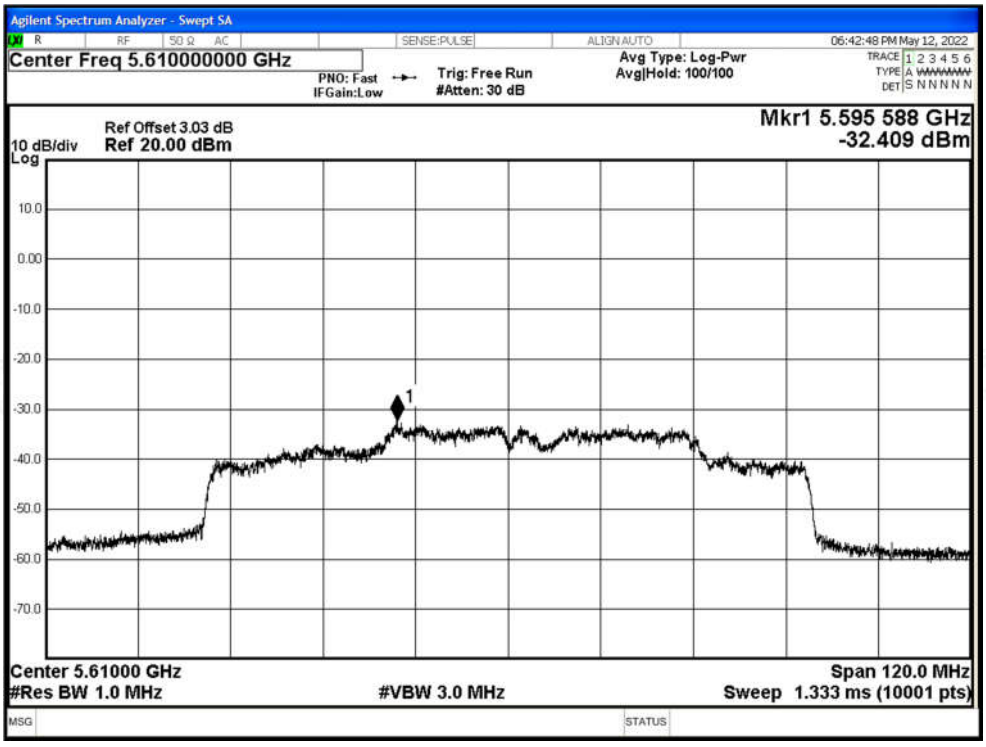

F.4 Restrict Band

Condition	Mode	Frequency (MHz)	Antenna	Spur Freq (MHz)	Power (dBm)	Gain (dBi)	E (dBuV/m)	Detector	Limit (dBuV/m)	Verdict
NVNT	a	5500	Ant1	5460	-50.54	2	46.69	Peak	68.2	Pass
NVNT	a	5500	Ant1	5460	-58.18	2	39.05	Average	54	Pass
NVNT	a	5500	Ant1	5469.8	-44.03	2	53.2	Peak	68.2	Pass
NVNT	a	5500	Ant1	5469.2	-57.03	2	40.2	Average	54	Pass
NVNT	a	5500	Ant1	5470	-47.64	2	49.59	Peak	68.2	Pass
NVNT	a	5500	Ant1	5470	-57.09	2	40.14	Average	54	Pass
NVNT	a	5700	Ant1	5725	-48.47	2	48.76	Peak	68.2	Pass
NVNT	a	5700	Ant1	5725	-57.51	2	39.72	Average	54	Pass
NVNT	a	5700	Ant1	5728	-41.82	2	55.41	Peak	68.2	Pass
NVNT	a	5700	Ant1	5725.2	-57.41	2	39.82	Average	54	Pass
NVNT	a	5700	Ant1	5735	-49.72	2	47.51	Peak	68.2	Pass
NVNT	a	5700	Ant1	5735	-58.45	2	38.78	Average	54	Pass
NVNT	n20	5500	Ant0	5460	-48.49	2	48.74	Peak	68.2	Pass
NVNT	n20	5500	Ant0	5460	-58.58	2	38.65	Average	54	Pass
NVNT	n20	5500	Ant0	5466.2	-47.04	2	50.19	Peak	68.2	Pass
NVNT	n20	5500	Ant0	5469.4	-57.81	2	39.42	Average	54	Pass
NVNT	n20	5500	Ant0	5470	-48.72	2	48.51	Peak	68.2	Pass
NVNT	n20	5500	Ant0	5470	-57.82	2	39.41	Average	54	Pass
NVNT	n20	5700	Ant1	5725	-47.35	2	49.88	Peak	68.2	Pass
NVNT	n20	5700	Ant1	5725	-57.76	2	39.47	Average	54	Pass
NVNT	n20	5700	Ant1	5729.6	-45.02	2	52.21	Peak	68.2	Pass
NVNT	n20	5700	Ant1	5725.2	-57.62	2	39.61	Average	54	Pass
NVNT	n20	5700	Ant1	5735	-48.39	2	48.84	Peak	68.2	Pass
NVNT	n20	5700	Ant1	5735	-58.39	2	38.84	Average	54	Pass
NVNT	n40	5510	Ant0	5460	-50.42	2	46.81	Peak	68.2	Pass
NVNT	n40	5510	Ant0	5460	-50.5	2	46.73	Average	54	Pass
NVNT	n40	5510	Ant0	5466.2	-44.94	2	52.29	Peak	68.2	Pass
NVNT	n40	5510	Ant0	5469.8	-43.34	2	53.89	Average	54	Pass
NVNT	n40	5510	Ant0	5470	-49.7	2	47.53	Peak	68.2	Pass
NVNT	n40	5510	Ant0	5470	-50.54	2	46.69	Average	54	Pass
NVNT	n40	5670	Ant1	5725	-48.82	2	48.41	Peak	68.2	Pass
NVNT	n40	5670	Ant1	5725	-57.08	2	40.15	Average	54	Pass
NVNT	n40	5670	Ant1	5729	-44.6	2	52.63	Peak	68.2	Pass
NVNT	n40	5670	Ant1	5730.4	-56.69	2	40.54	Average	54	Pass
NVNT	n40	5670	Ant1	5735	-49.05	2	48.18	Peak	68.2	Pass
NVNT	n40	5670	Ant1	5735	-57.12	2	40.11	Average	54	Pass
NVNT	ac20	5500	Ant0	5460	-48.78	2	48.45	Peak	68.2	Pass

NVNT	ac20	5500	Ant0	5460	-58.72	2	38.51	Average	54	Pass
NVNT	ac20	5500	Ant0	5469.6	-46.28	2	50.95	Peak	68.2	Pass
NVNT	ac20	5500	Ant0	5469.8	-57.81	2	39.42	Average	54	Pass
NVNT	ac20	5500	Ant0	5470	-49.06	2	48.17	Peak	68.2	Pass
NVNT	ac20	5500	Ant0	5470	-57.91	2	39.32	Average	54	Pass
NVNT	ac40	5510	Ant0	5460	-48.97	2	48.26	Peak	68.2	Pass
NVNT	ac40	5510	Ant0	5460	-51.77	2	45.46	Average	54	Pass
NVNT	ac40	5510	Ant0	5469.6	-46.31	2	50.92	Peak	68.2	Pass
NVNT	ac40	5510	Ant0	5467.2	-47.8	2	49.43	Average	54	Pass
NVNT	ac40	5510	Ant0	5470	-49.11	2	48.12	Peak	68.2	Pass
NVNT	ac40	5510	Ant0	5470	-50.11	2	47.12	Average	54	Pass
NVNT	ac40	5670	Ant0	5725	-48.98	2	48.25	Peak	68.2	Pass
NVNT	ac40	5670	Ant0	5725	-51.73	2	45.5	Average	54	Pass
NVNT	ac40	5670	Ant0	5734.4	-46.9	2	50.33	Peak	68.2	Pass
NVNT	ac40	5670	Ant0	5730.2	-48.12	2	49.11	Average	54	Pass
NVNT	ac40	5670	Ant0	5735	-50.78	2	46.45	Peak	68.2	Pass
NVNT	ac40	5670	Ant0	5735	-51.45	2	45.78	Average	54	Pass
NVNT	ac80	5530	Ant0	5460	-46.84	2	50.39	Peak	68.2	Pass
NVNT	ac80	5530	Ant0	5460	-54.75	2	42.48	Average	54	Pass
NVNT	ac80	5530	Ant0	5469.2	-42.66	2	54.57	Peak	68.2	Pass
NVNT	ac80	5530	Ant0	5468.8	-52.81	2	44.42	Average	54	Pass
NVNT	ac80	5530	Ant0	5470	-47.06	2	50.17	Peak	68.2	Pass
NVNT	ac80	5530	Ant0	5470	-52.95	2	44.28	Average	54	Pass
NVNT	ac80	5610	Ant0	5725	-50.48	2	46.75	Peak	68.2	Pass
NVNT	ac80	5610	Ant0	5725	-50.07	2	47.16	Average	54	Pass
NVNT	ac80	5610	Ant0	5732.95	-48.44	2	48.79	Peak	68.2	Pass
NVNT	ac80	5610	Ant0	5729.055	-48.2	2	49.03	Average	54	Pass
NVNT	ac80	5610	Ant0	5735	-50.12	2	47.11	Peak	68.2	Pass
NVNT	ac80	5610	Ant0	5735	-49.59	2	47.64	Average	54	Pass

Condition	Mode	Frequency (MHz)	Antenna	Spur Freq (MHz)	Power (dBm)	Gain (dBi)	E (dBuV/m)	Detector	Limit (dBuV/m)	Verdict
NVNT	a	5500	Ant1	5460	-50.54	2	46.69	Peak	68.2	Pass
NVNT	a	5500	Ant1	5460	-58.18	2	39.05	Average	54	Pass
NVNT	a	5500	Ant1	5469.8	-44.03	2	53.2	Peak	68.2	Pass
NVNT	a	5500	Ant1	5469.2	-57.03	2	40.2	Average	54	Pass
NVNT	a	5500	Ant1	5470	-47.64	2	49.59	Peak	68.2	Pass
NVNT	a	5500	Ant1	5470	-57.09	2	40.14	Average	54	Pass
NVNT	a	5700	Ant1	5725	-48.47	2	48.76	Peak	68.2	Pass
NVNT	a	5700	Ant1	5725	-57.51	2	39.72	Average	54	Pass
NVNT	a	5700	Ant1	5728	-41.82	2	55.41	Peak	68.2	Pass

NVNT	a	5700	Ant1	5725.2	-57.41	2	39.82	Average	54	Pass
NVNT	a	5700	Ant1	5735	-49.72	2	47.51	Peak	68.2	Pass
NVNT	a	5700	Ant1	5735	-58.45	2	38.78	Average	54	Pass
NVNT	n20	5500	Ant1	5460	-49.18	2	48.05	Peak	68.2	Pass
NVNT	n20	5500	Ant1	5460	-58.38	2	38.85	Average	54	Pass
NVNT	n20	5500	Ant1	5468.8	-45.62	2	51.61	Peak	68.2	Pass
NVNT	n20	5500	Ant1	5469.4	-57.29	2	39.94	Average	54	Pass
NVNT	n20	5500	Ant1	5470	-47.32	2	49.91	Peak	68.2	Pass
NVNT	n20	5500	Ant1	5470	-57.41	2	39.82	Average	54	Pass
NVNT	n20	5700	Ant1	5725	-47.35	2	49.88	Peak	68.2	Pass
NVNT	n20	5700	Ant1	5725	-57.76	2	39.47	Average	54	Pass
NVNT	n20	5700	Ant1	5729.6	-45.02	2	52.21	Peak	68.2	Pass
NVNT	n20	5700	Ant1	5725.2	-57.62	2	39.61	Average	54	Pass
NVNT	n20	5700	Ant1	5735	-48.39	2	48.84	Peak	68.2	Pass
NVNT	n20	5700	Ant1	5735	-58.39	2	38.84	Average	54	Pass
NVNT	n40	5510	Ant0	5460	-50.42	2	46.81	Peak	68.2	Pass
NVNT	n40	5510	Ant0	5460	-50.5	2	46.73	Average	54	Pass
NVNT	n40	5510	Ant0	5466.2	-44.94	2	52.29	Peak	68.2	Pass
NVNT	n40	5510	Ant0	5469.8	-43.34	2	53.89	Average	54	Pass
NVNT	n40	5510	Ant0	5470	-49.7	2	47.53	Peak	68.2	Pass
NVNT	n40	5510	Ant0	5470	-50.54	2	46.69	Average	54	Pass
NVNT	n40	5670	Ant1	5725	-48.82	2	48.41	Peak	68.2	Pass
NVNT	n40	5670	Ant1	5725	-57.08	2	40.15	Average	54	Pass
NVNT	n40	5670	Ant1	5729	-44.6	2	52.63	Peak	68.2	Pass
NVNT	n40	5670	Ant1	5730.4	-56.69	2	40.54	Average	54	Pass
NVNT	n40	5670	Ant1	5735	-49.05	2	48.18	Peak	68.2	Pass
NVNT	n40	5670	Ant1	5735	-57.12	2	40.11	Average	54	Pass
NVNT	ac20	5500	Ant1	5460	-49.95	2	47.28	Peak	68.2	Pass
NVNT	ac20	5500	Ant1	5460	-58.5	2	38.73	Average	54	Pass
NVNT	ac20	5500	Ant1	5466.6	-46.84	2	50.39	Peak	68.2	Pass
NVNT	ac20	5500	Ant1	5469.8	-57.68	2	39.55	Average	54	Pass
NVNT	ac20	5500	Ant1	5470	-49.25	2	47.98	Peak	68.2	Pass
NVNT	ac20	5500	Ant1	5470	-57.76	2	39.47	Average	54	Pass
NVNT	ac20	5700	Ant1	5725	-48.47	2	48.76	Peak	68.2	Pass
NVNT	ac20	5700	Ant1	5725	-57.51	2	39.72	Average	54	Pass
NVNT	ac20	5700	Ant1	5728	-41.82	2	55.41	Peak	68.2	Pass
NVNT	ac20	5700	Ant1	5725.2	-57.41	2	39.82	Average	54	Pass
NVNT	ac20	5700	Ant1	5735	-49.72	2	47.51	Peak	68.2	Pass
NVNT	ac20	5700	Ant1	5735	-58.45	2	38.78	Average	54	Pass
NVNT	ac40	5670	Ant1	5725	-47.63	2	49.6	Peak	68.2	Pass
NVNT	ac40	5670	Ant1	5725	-57.21	2	40.02	Average	54	Pass

NVNT	ac40	5670	Ant1	5726.2	-42.14	2	55.09	Peak	68.2	Pass
NVNT	ac40	5670	Ant1	5730	-56.81	2	40.42	Average	54	Pass
NVNT	ac40	5670	Ant1	5735	-48.73	2	48.5	Peak	68.2	Pass
NVNT	ac40	5670	Ant1	5735	-57.21	2	40.02	Average	54	Pass
NVNT	ac80	5530	Ant1	5460	-51.96	2	45.27	Peak	68.2	Pass
NVNT	ac80	5530	Ant1	5460	-56.11	2	41.12	Average	54	Pass
NVNT	ac80	5530	Ant1	5467.8	-44.37	2	52.86	Peak	68.2	Pass
NVNT	ac80	5530	Ant1	5469.6	-53.81	2	43.42	Average	54	Pass
NVNT	ac80	5530	Ant1	5470	-46.4	2	50.83	Peak	68.2	Pass
NVNT	ac80	5530	Ant1	5470	-53.85	2	43.38	Average	54	Pass
NVNT	ac80	5610	Ant1	5725	-48.92	2	48.31	Peak	68.2	Pass
NVNT	ac80	5610	Ant1	5725	-58.25	2	38.98	Average	54	Pass
NVNT	ac80	5610	Ant1	5725.98	-47.73	2	49.5	Peak	68.2	Pass
NVNT	ac80	5610	Ant1	5725.16	-58.25	2	38.98	Average	54	Pass
NVNT	ac80	5610	Ant1	5735	-48.97	2	48.26	Peak	68.2	Pass
NVNT	ac80	5610	Ant1	5735	-58.83	2	38.4	Average	54	Pass

MIMO

Condition	Mode	Frequency (MHz)	Spur Freq (MHz)	Power (dBm)			E (dBuV/m)	Detector	Limit (dBuV/m)	Verdict
				ANT0	ANT1	ANT0+ANT1				
NVNT	n20	5500	5460	-48.49	-49.18	-45.81	49.42	Peak	68.2	Pass
NVNT	n20	5500	5460	-58.58	-58.38	-55.47	39.76	Average	54	Pass
NVNT	n20	5500	5466.2	-47.04	-45.62	-43.26	51.97	Peak	68.2	Pass
NVNT	n20	5500	5469.4	-57.81	-57.29	-54.53	40.70	Average	54	Pass
NVNT	n20	5500	5470	-48.72	-47.32	-44.95	50.27	Peak	68.2	Pass
NVNT	n20	5500	5470	-57.82	-57.41	-54.60	40.63	Average	54	Pass
NVNT	n20	5700	5725	-47.35	-47.35	-44.34	50.89	Peak	68.2	Pass
NVNT	n20	5700	5725	-57.76	-57.76	-54.75	40.48	Average	54	Pass
NVNT	n20	5700	5729.6	-45.02	-45.02	-42.01	53.22	Peak	68.2	Pass
NVNT	n20	5700	5725.2	-57.62	-57.62	-54.61	40.62	Average	54	Pass
NVNT	n20	5700	5735	-48.39	-48.39	-45.38	49.85	Peak	68.2	Pass
NVNT	n20	5700	5735	-58.39	-58.39	-55.38	39.85	Average	54	Pass
NVNT	n40	5510	5460	-50.42	-50.42	-47.41	47.82	Peak	68.2	Pass
NVNT	n40	5510	5460	-50.5	-50.5	-47.49	47.74	Average	54	Pass
NVNT	n40	5510	5466.2	-44.94	-44.94	-41.93	53.30	Peak	68.2	Pass
NVNT	n40	5510	5469.8	-49.34	-49.34	-46.33	48.90	Average	54	Pass
NVNT	n40	5510	5470	-49.7	-49.7	-46.69	48.54	Peak	68.2	Pass
NVNT	n40	5510	5470	-50.54	-50.54	-47.53	47.70	Average	54	Pass
NVNT	n40	5670	5725	-48.82	-48.82	-45.81	49.42	Peak	68.2	Pass
NVNT	n40	5670	5725	-57.08	-57.08	-54.07	41.16	Average	54	Pass

NVNT	n40	5670	5729	-44.6	-44.6	-41.59	53.64	Peak	68.2	Pass
NVNT	n40	5670	5730.4	-56.69	-56.69	-53.68	41.55	Average	54	Pass
NVNT	ac20	5500	5460	-48.78	-49.95	-46.32	48.91	Peak	68.2	Pass
NVNT	ac20	5500	5460	-58.72	-58.5	-55.60	39.63	Average	54	Pass
NVNT	ac20	5500	5469.6	-46.28	-46.84	-43.54	51.69	Peak	68.2	Pass
NVNT	ac20	5500	5469.8	-57.81	-57.68	-54.73	40.49	Average	54	Pass
NVNT	ac20	5500	5470	-49.06	-49.25	-46.14	49.08	Peak	68.2	Pass
NVNT	ac20	5500	5470	-57.91	-57.76	-54.82	40.40	Average	54	Pass
NVNT	ac20	5700	5725	-47.35	-48.47	-44.86	50.37	Peak	68.2	Pass
NVNT	ac20	5700	5725	-57.76	-57.51	-54.62	40.61	Average	54	Pass
NVNT	ac20	5700	5728	-45.02	-41.82	-40.12	55.11	Peak	68.2	Pass
NVNT	ac20	5700	5725.2	-57.62	-57.41	-54.50	40.73	Average	54	Pass
NVNT	ac20	5700	5735	-48.39	-49.72	-45.99	49.24	Peak	68.2	Pass
NVNT	ac20	5700	5735	-58.39	-58.45	-55.41	39.82	Average	54	Pass
NVNT	ac40	5510	5460	-48.97	-48.47	-45.70	49.53	Peak	68.2	Pass
NVNT	ac40	5510	5460	-51.77	-57.51	-50.74	44.48	Average	54	Pass
NVNT	ac40	5510	5469.6	-46.31	-41.82	-40.50	54.73	Peak	68.2	Pass
NVNT	ac40	5510	5467.2	-47.8	-57.41	-47.35	47.88	Average	54	Pass
NVNT	ac40	5510	5470	-49.11	-49.72	-46.39	48.83	Peak	68.2	Pass
NVNT	ac40	5510	5470	-50.11	-58.45	-49.52	45.71	Average	54	Pass
NVNT	ac40	5670	5725	-48.98	-47.63	-45.24	49.99	Peak	68.2	Pass
NVNT	ac40	5670	5725	-51.73	-57.21	-50.65	44.58	Average	54	Pass
NVNT	ac40	5670	5734.4	-46.9	-42.14	-40.89	54.34	Peak	68.2	Pass
NVNT	ac40	5670	5730.2	-48.12	-56.81	-47.57	47.66	Average	54	Pass
NVNT	ac40	5670	5735	-50.78	-48.73	-46.62	48.60	Peak	68.2	Pass
NVNT	ac40	5670	5735	-51.45	-57.21	-50.43	44.80	Average	54	Pass
NVNT	ac80	5530	5460	-46.84	-51.96	-45.68	49.55	Peak	68.2	Pass
NVNT	ac80	5530	5460	-54.75	-56.11	-52.37	42.86	Average	54	Pass
NVNT	ac80	5530	5469.2	-42.66	-44.37	-40.42	54.81	Peak	68.2	Pass
NVNT	ac80	5530	5468.8	-52.81	-53.81	-50.27	44.96	Average	54	Pass
NVNT	ac80	5530	5470	-47.06	-46.4	-43.71	51.52	Peak	68.2	Pass
NVNT	ac80	5530	5470	-52.95	-53.85	-50.37	44.86	Average	54	Pass
NVNT	ac80	5610	5725	-50.48	-48.92	-46.62	48.61	Peak	68.2	Pass
NVNT	ac80	5610	5725	-50.07	-58.25	-49.46	45.77	Average	54	Pass
NVNT	ac80	5610	5732.95	-48.44	-47.73	-45.06	50.17	Peak	68.2	Pass
NVNT	ac80	5610	5729.055	-48.2	-58.25	-47.79	47.44	Average	54	Pass
NVNT	ac80	5610	5735	-50.12	-48.97	-46.50	48.73	Peak	68.2	Pass
NVNT	ac80	5610	5735	-49.59	-58.83	-49.10	46.13	Average	54	Pass

Note: The Antenna Gain is compensated in the graph

Test Graphs

Restrict Band NVNT a 5500MHz Ant0 Peak

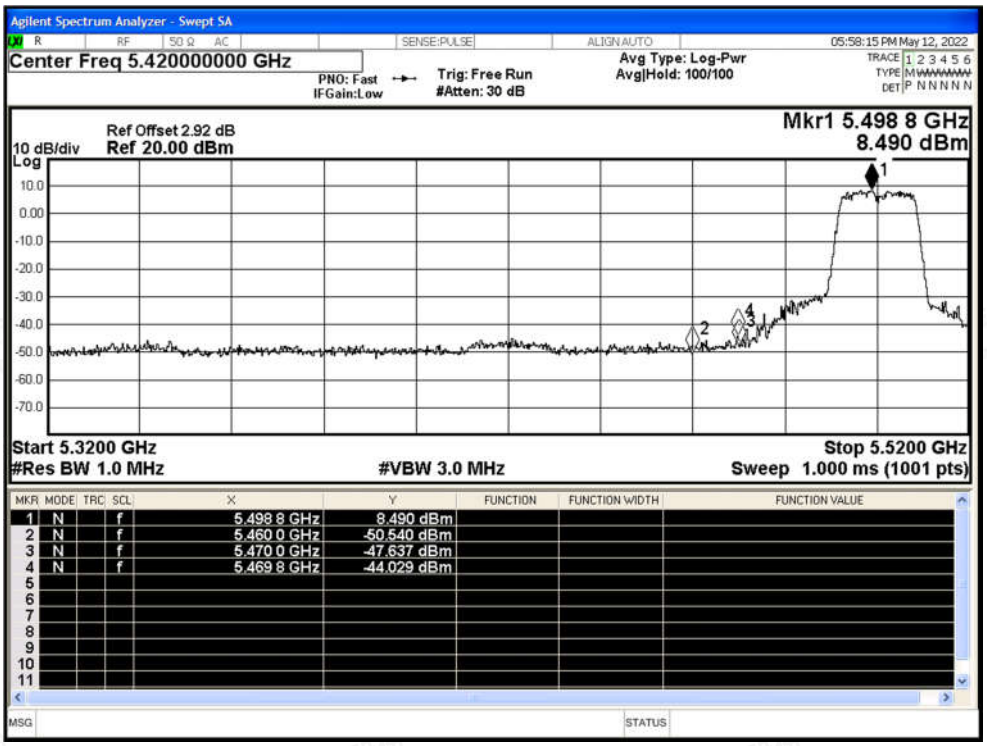

Restrict Band NVNT a 5500MHz Ant0 Average

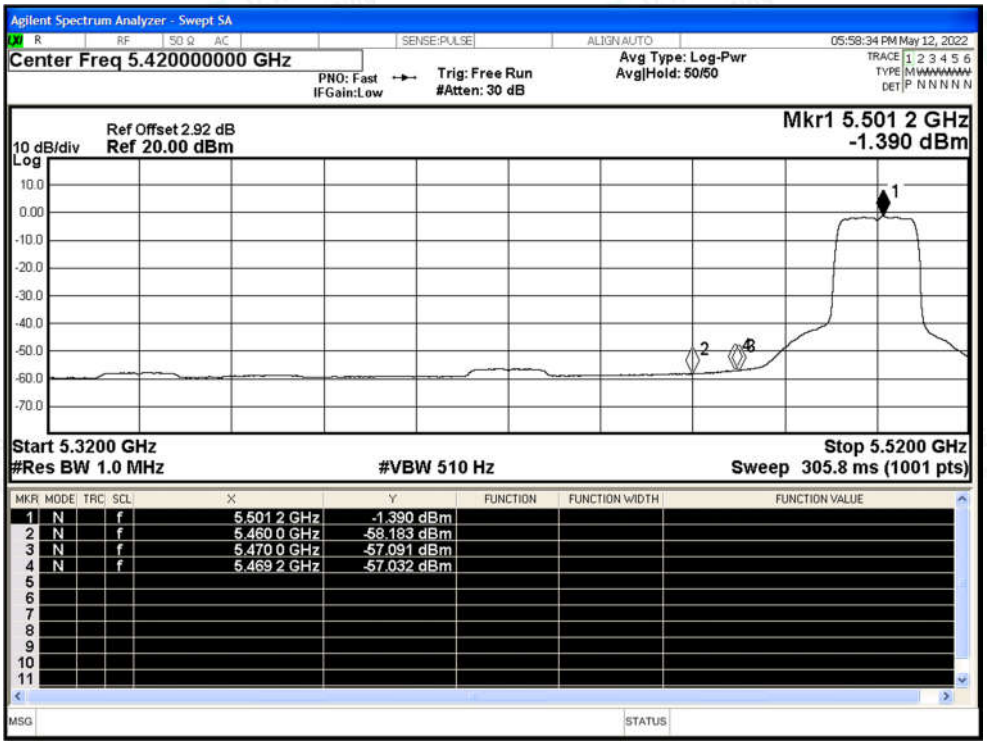

Restrict Band NVNT a 5700MHz Ant0 Peak

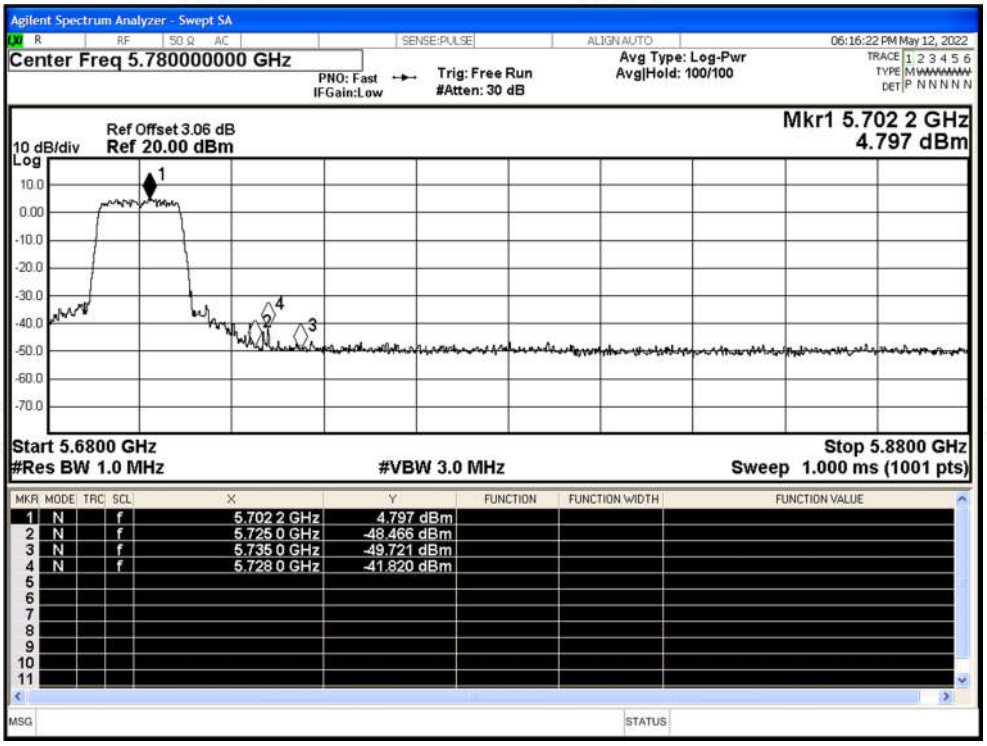

Restrict Band NVNT a 5700MHz Ant0 Average

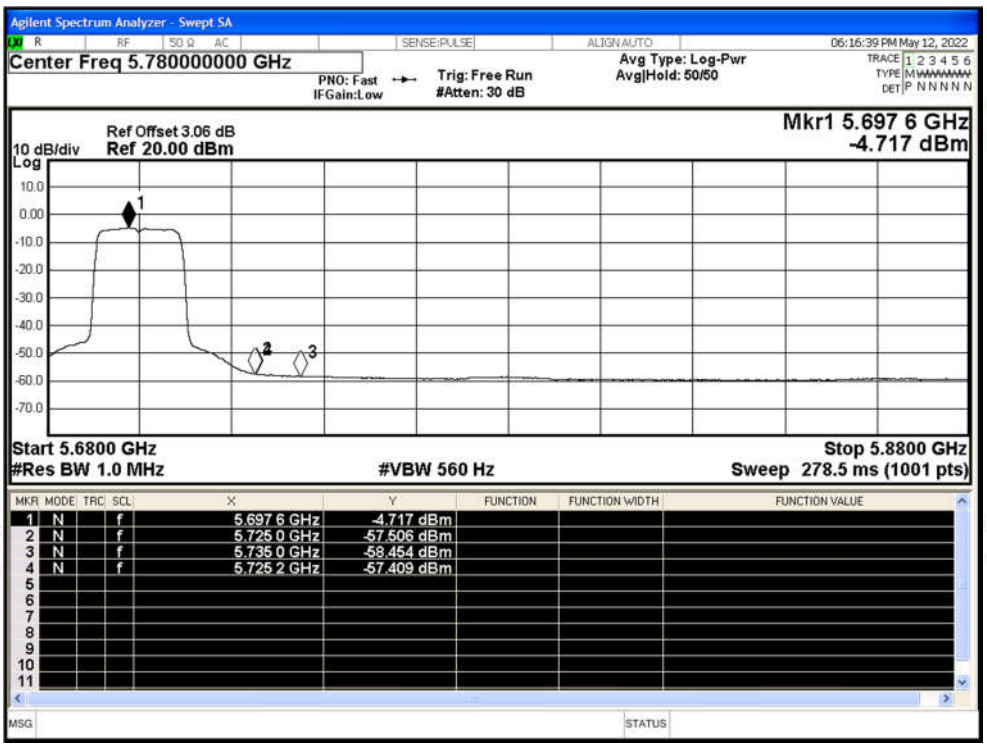

Restrict Band NVNT n20 5500MHz Ant0 Peak

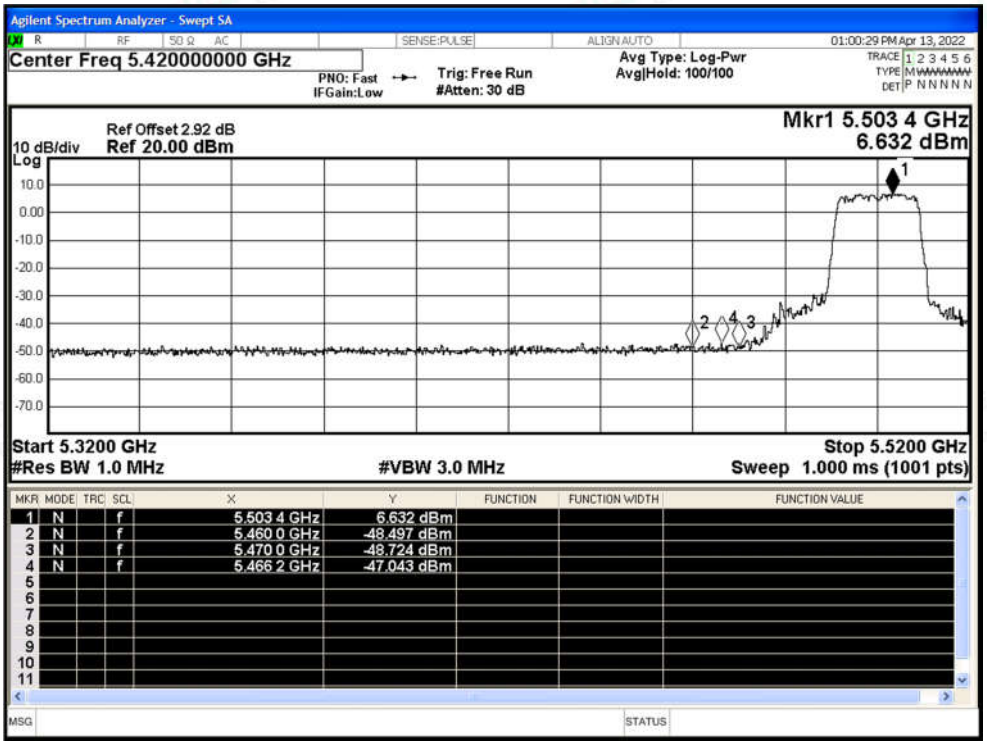

Restrict Band NVNT n20 5500MHz Ant0 Average

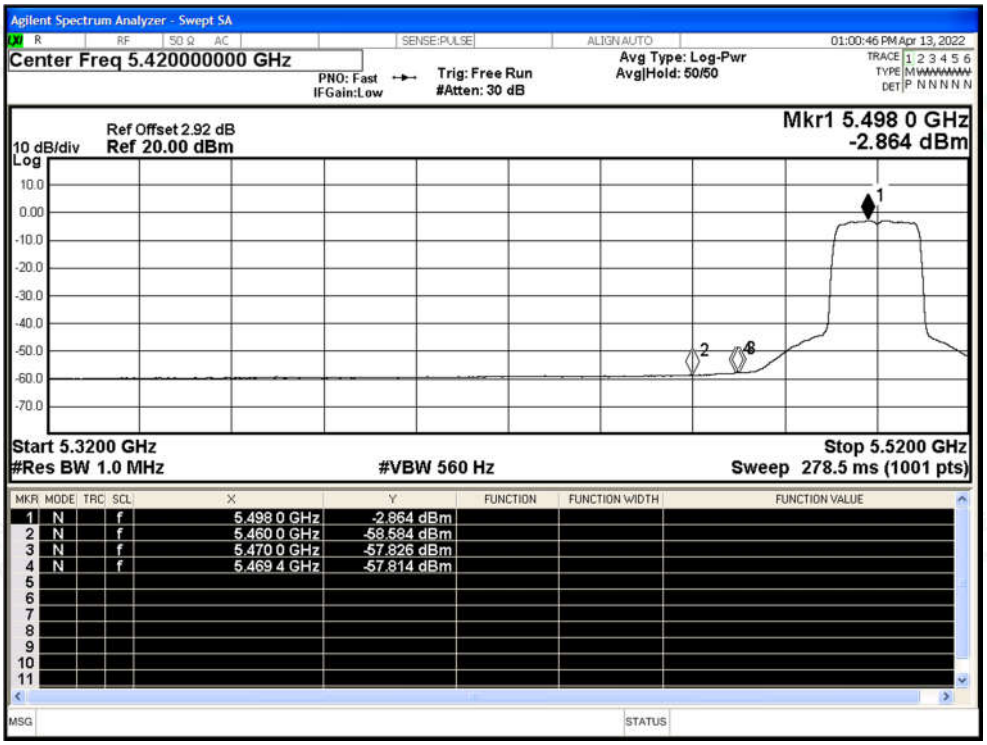

Restrict Band NVNT n20 5700MHz Ant0 Peak

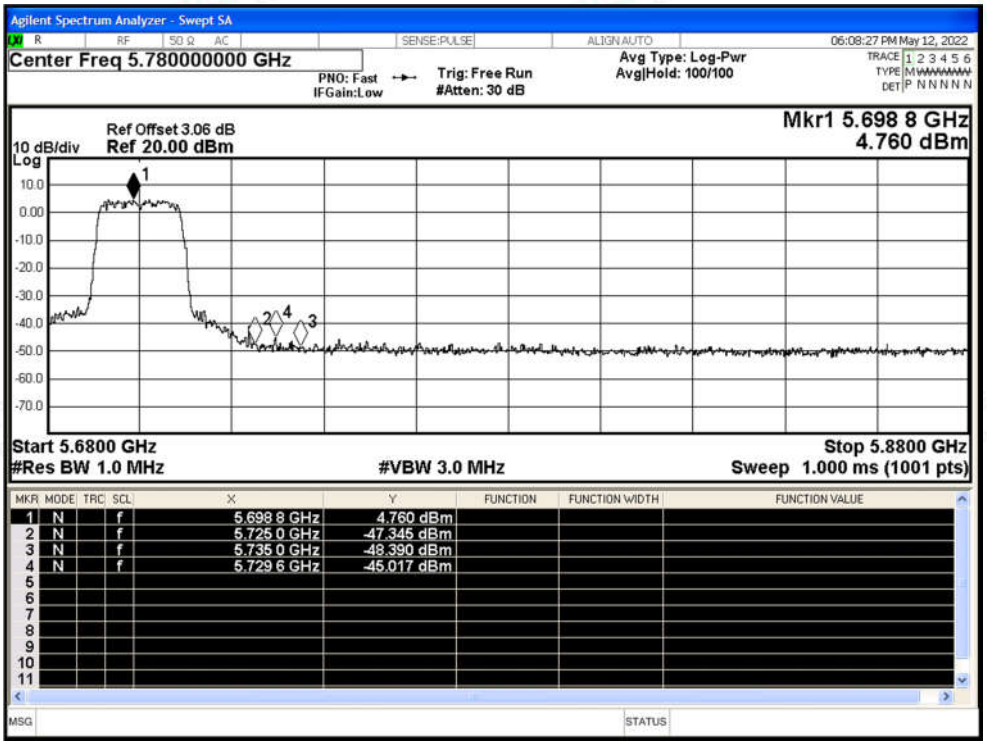

Restrict Band NVNT n20 5700MHz Ant0 Average

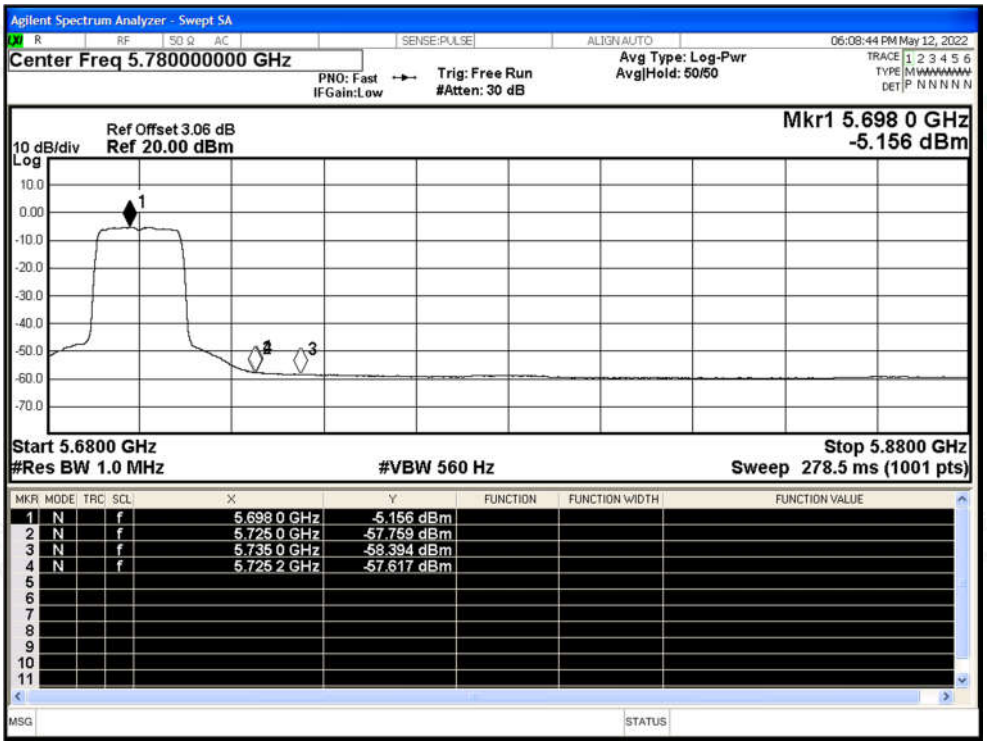

Restrict Band NVNT n40 5510MHz Ant0 Peak

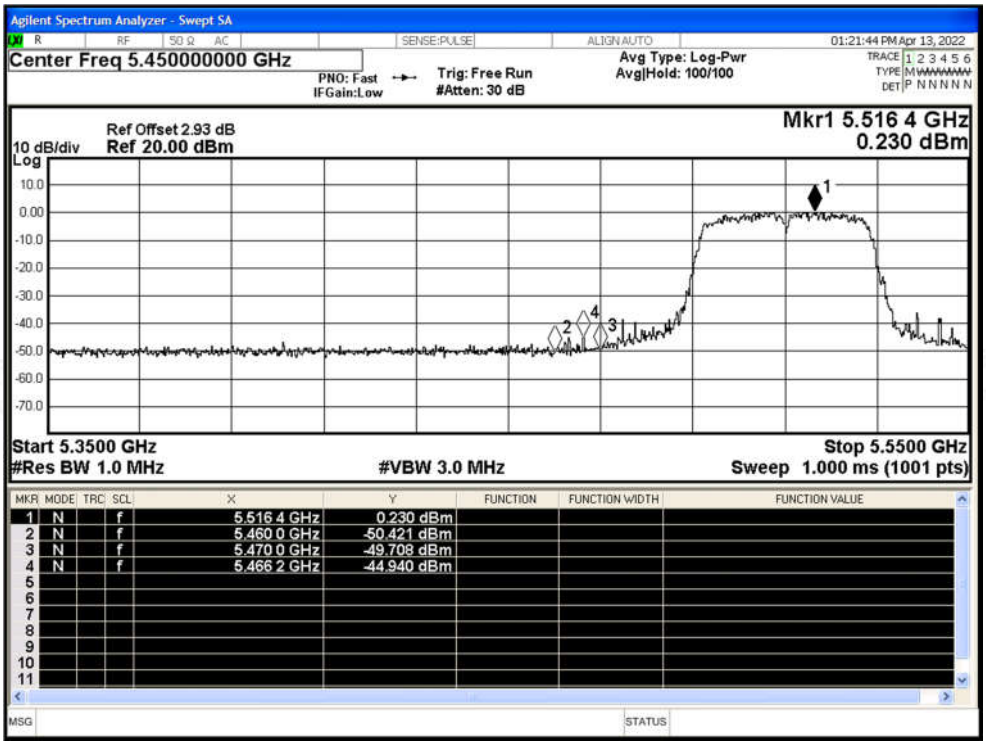

Restrict Band NVNT n40 5510MHz Ant0 Average

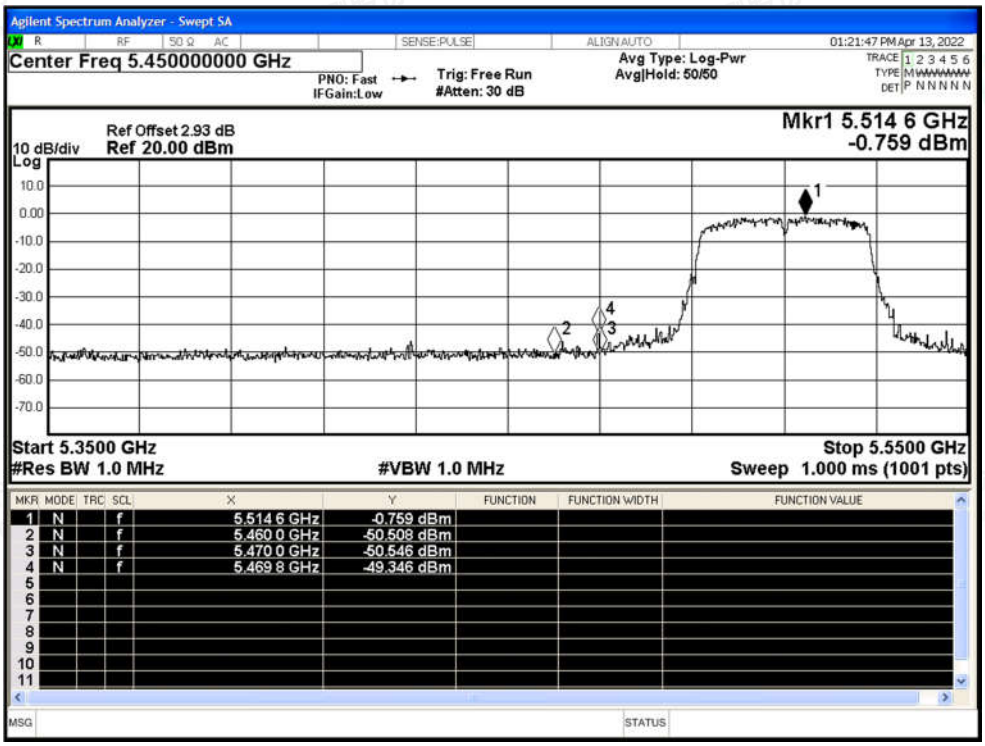

Restrict Band NVNT n40 5670MHz Ant0 Peak

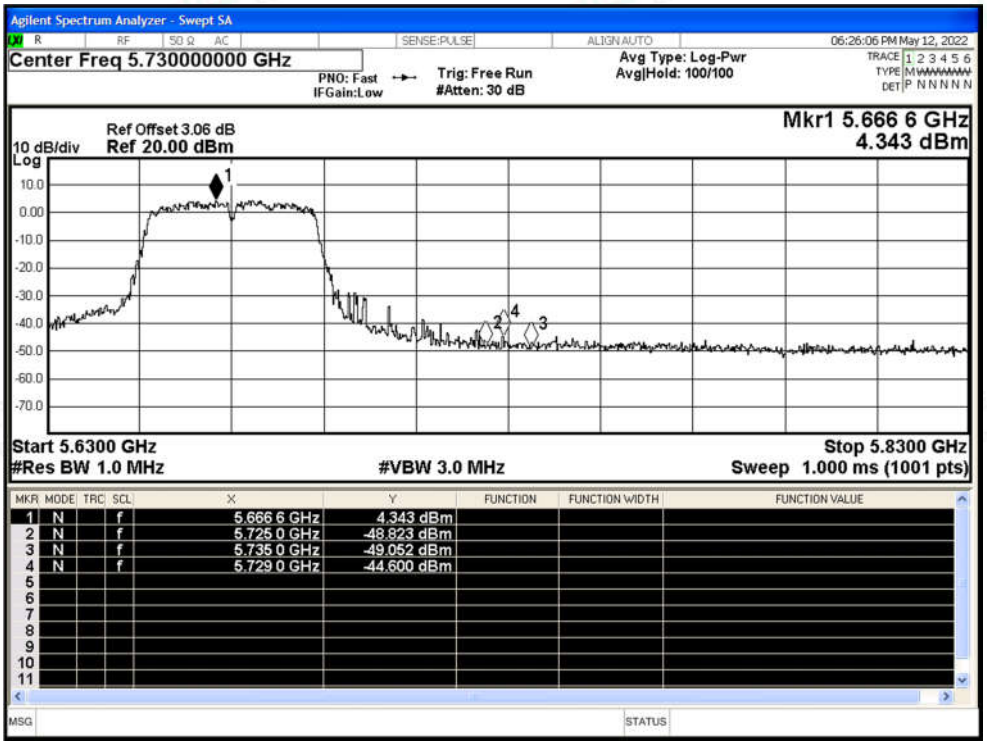

Restrict Band NVNT n40 5670MHz Ant0 Average

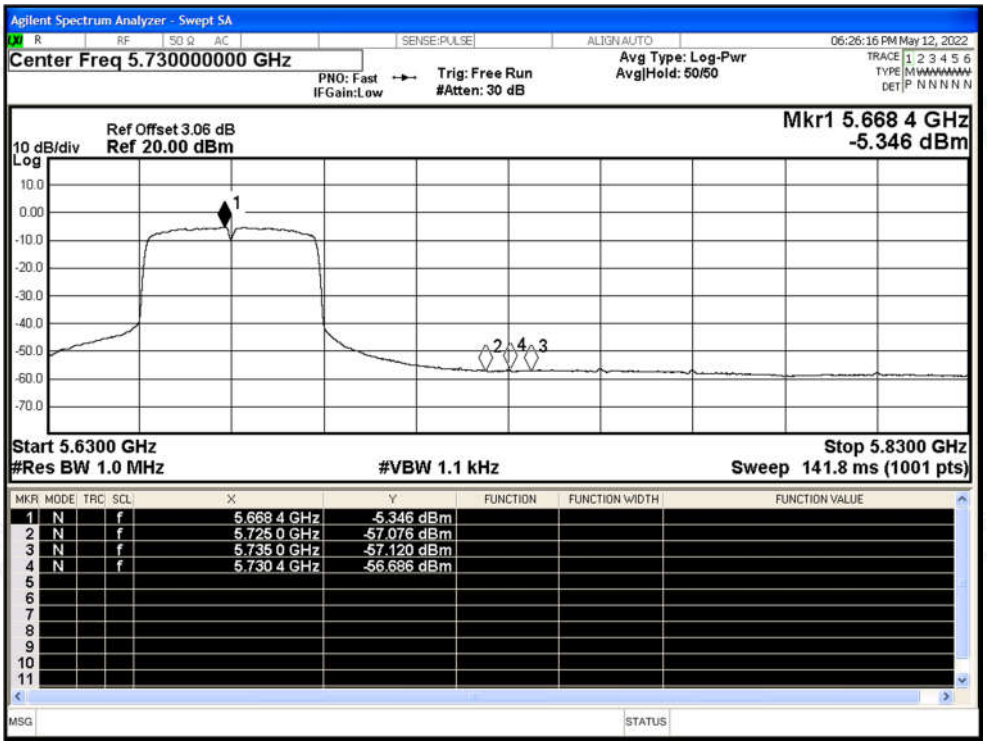

Restrict Band NVNT ac20 5500MHz Ant0 Peak

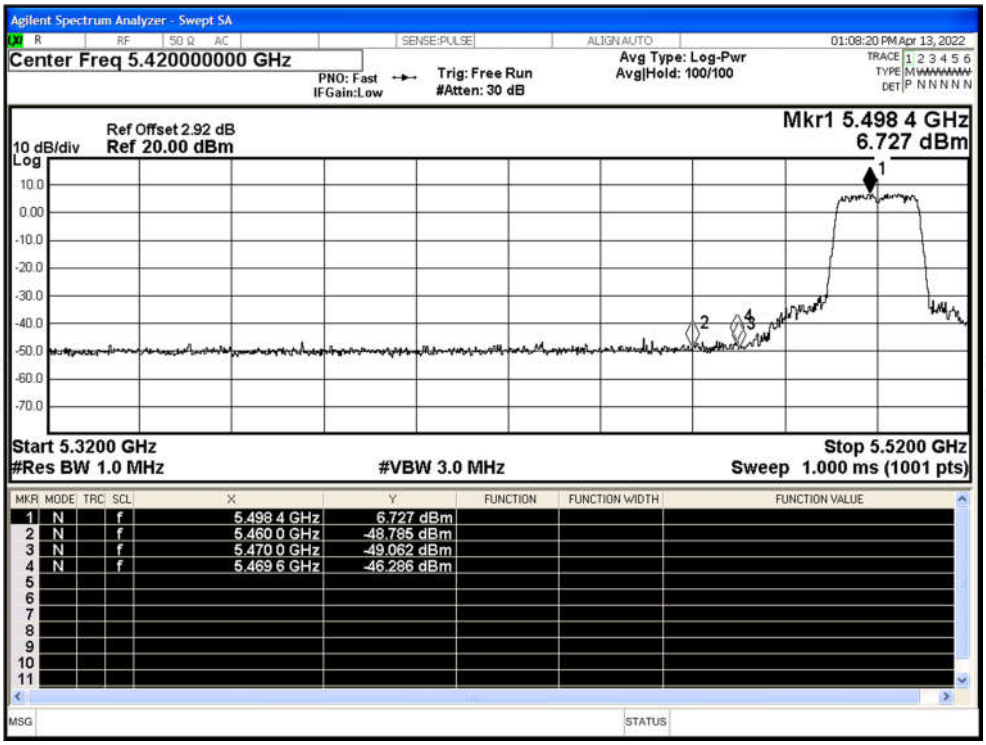

Restrict Band NVNT ac20 5500MHz Ant0 Average

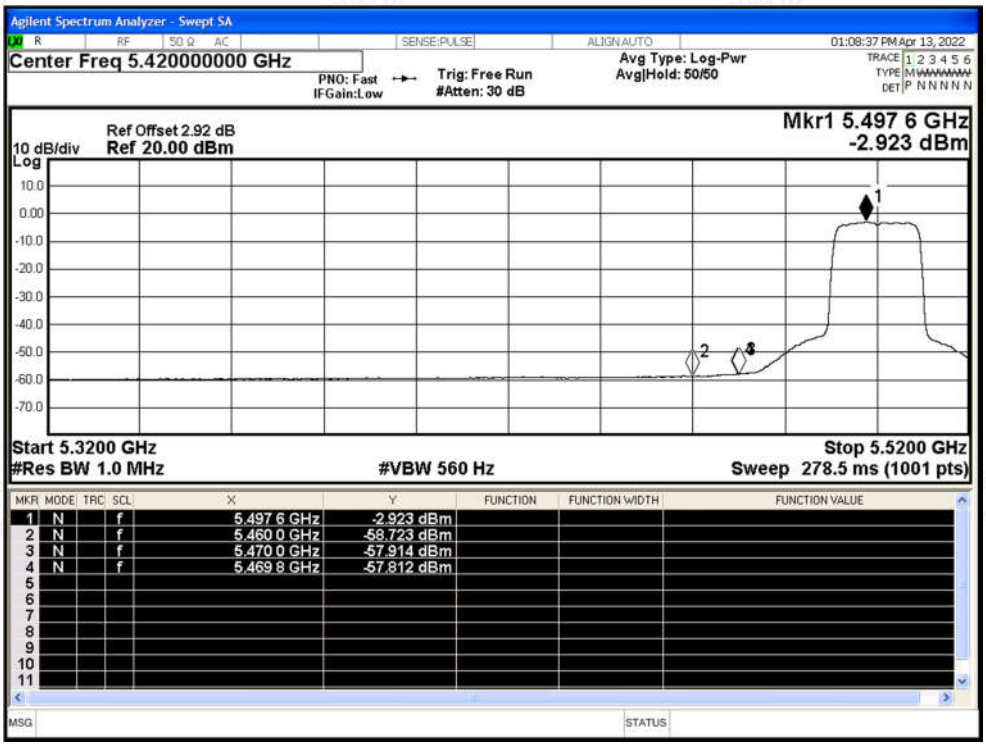

Restrict Band NVNT ac40 5510MHz Ant0 Peak

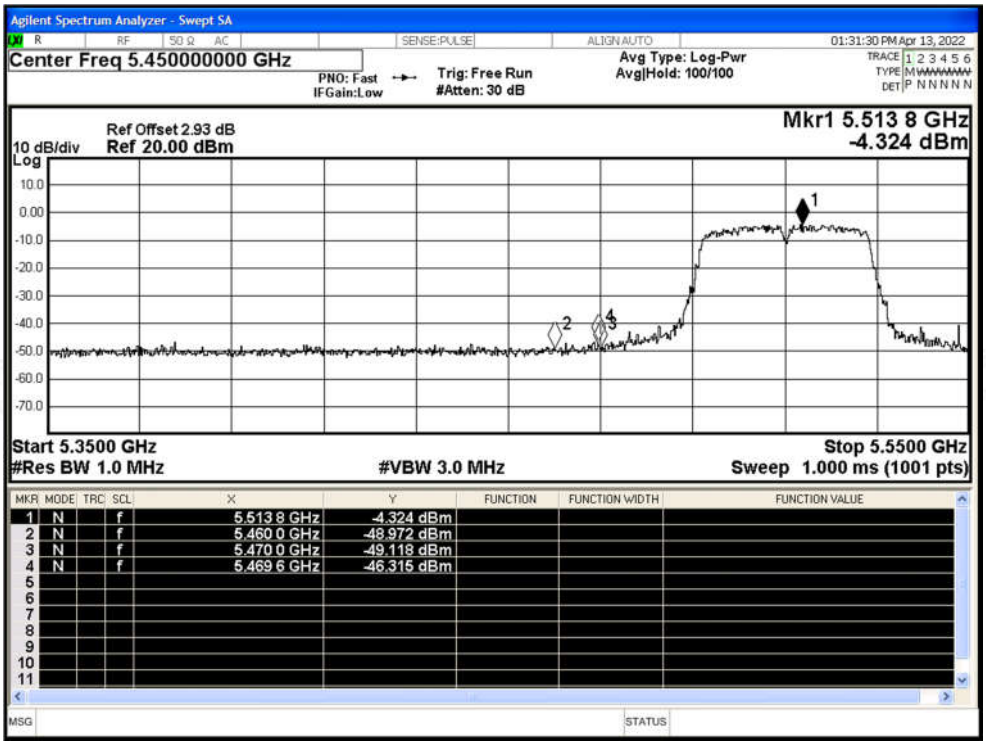

Restrict Band NVNT ac40 5510MHz Ant0 Average

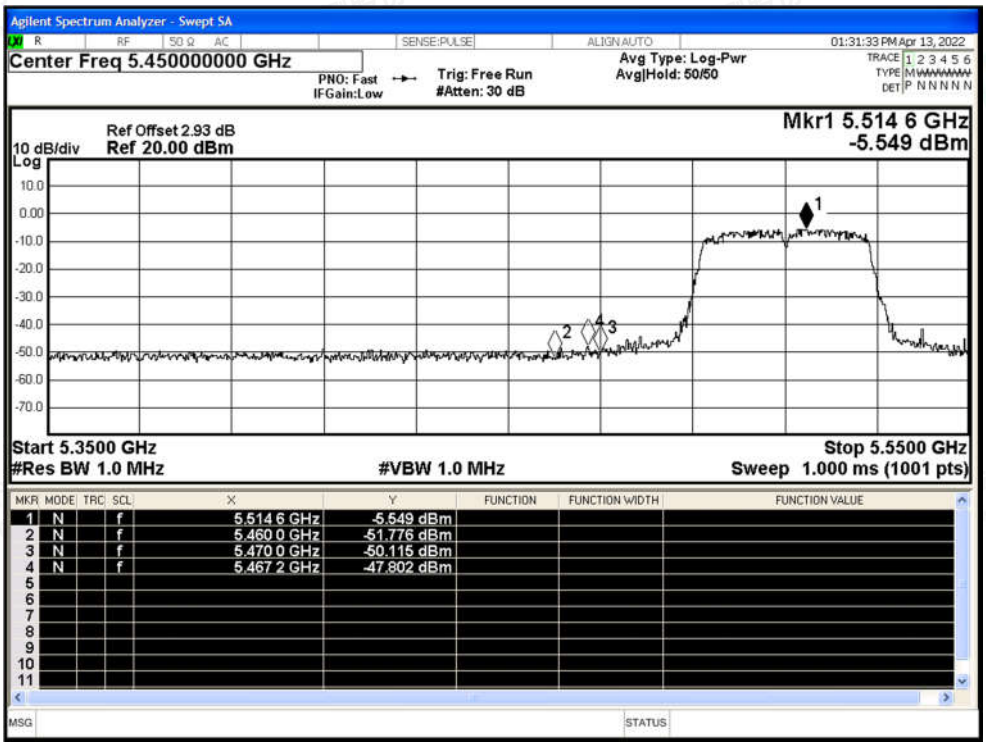

Restrict Band NVNT ac40 5670MHz Ant0 Peak

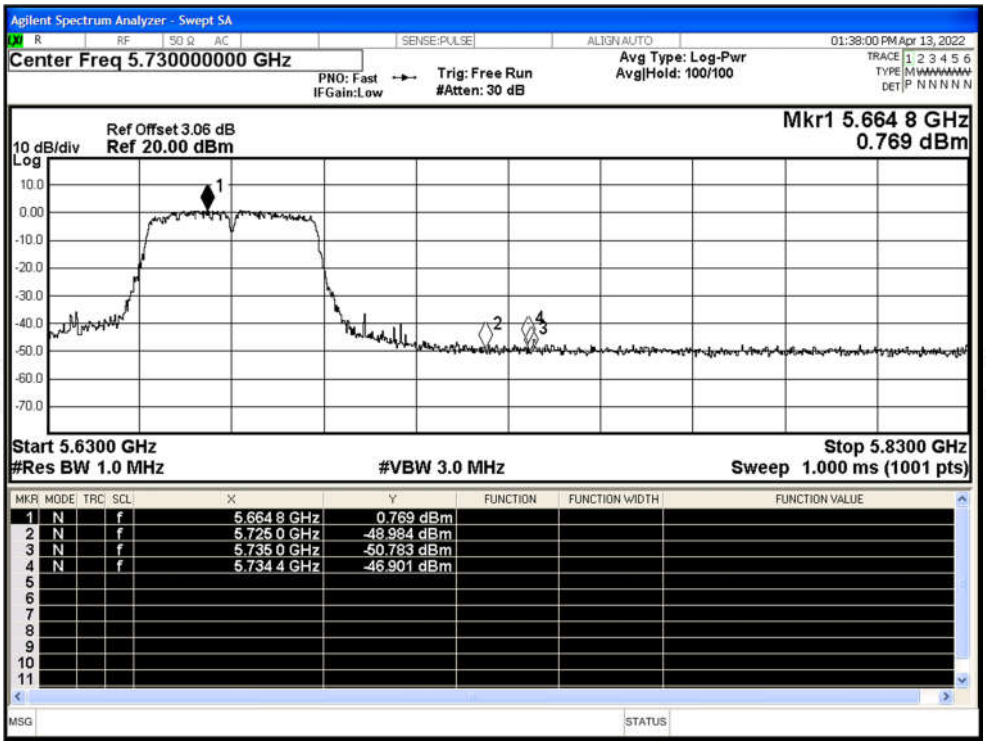

Restrict Band NVNT ac40 5670MHz Ant0 Average

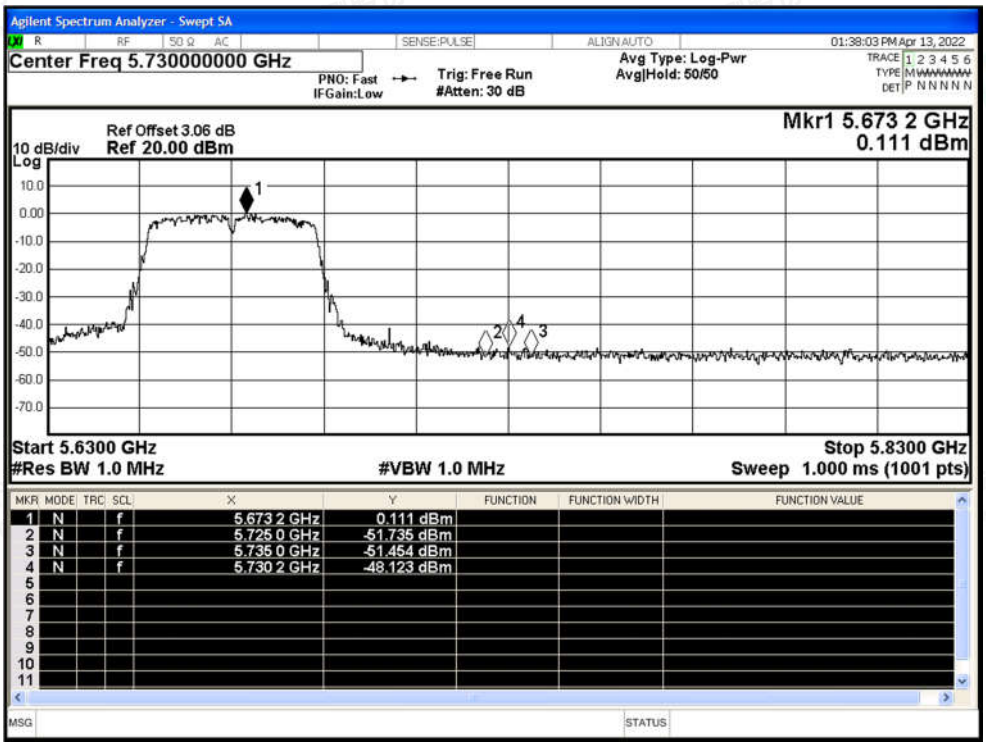

Restrict Band NVNT ac80 5530MHz Ant0 Peak

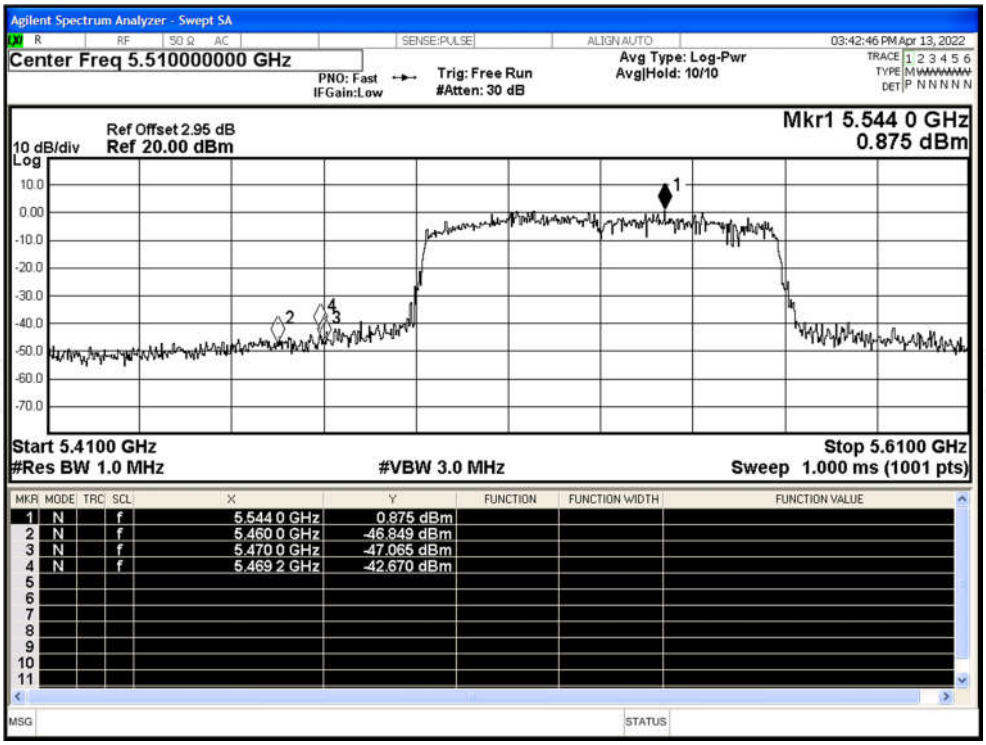

Restrict Band NVNT ac80 5530MHz Ant0 Average

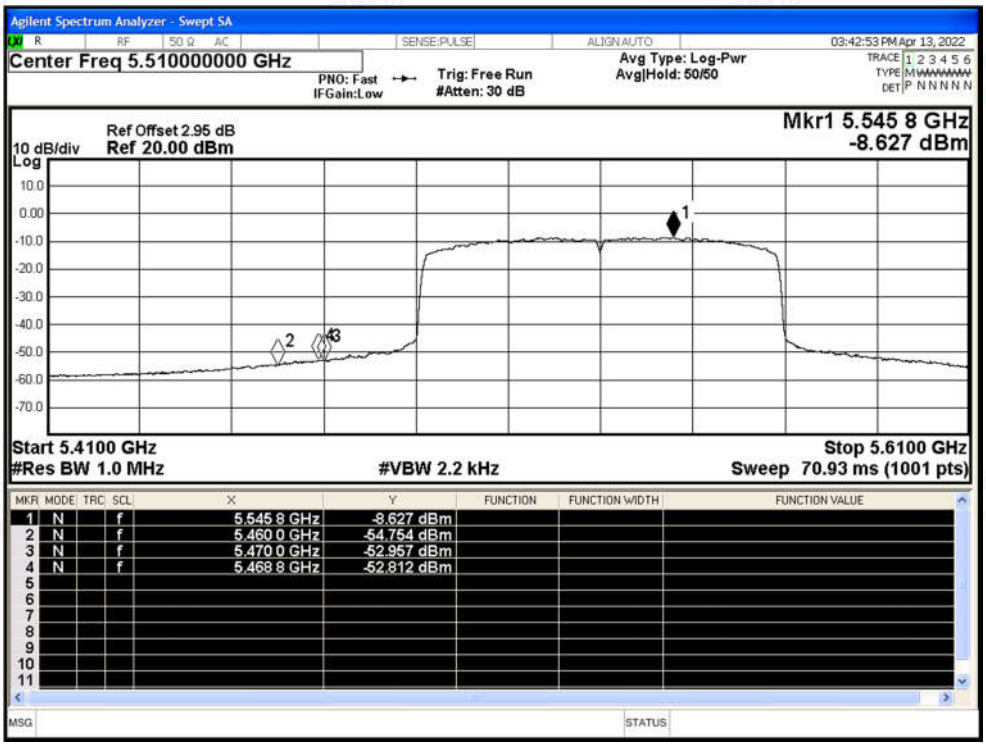

Restrict Band NVNT ac80 5610MHz Ant0 Peak

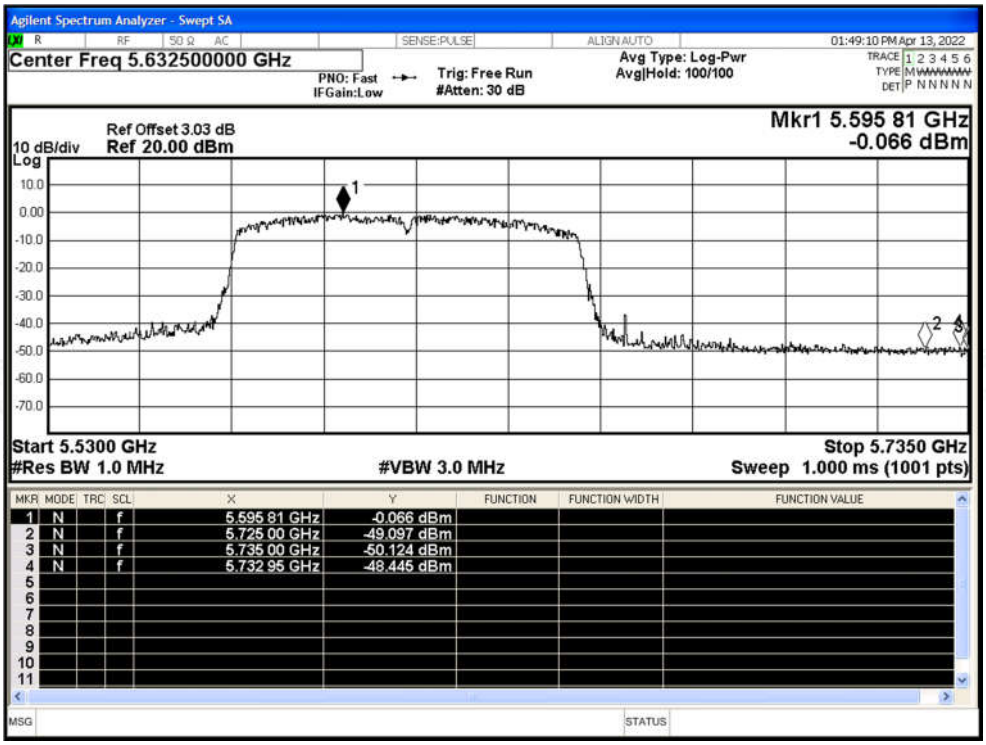

Restrict Band NVNT ac80 5610MHz Ant0 Average

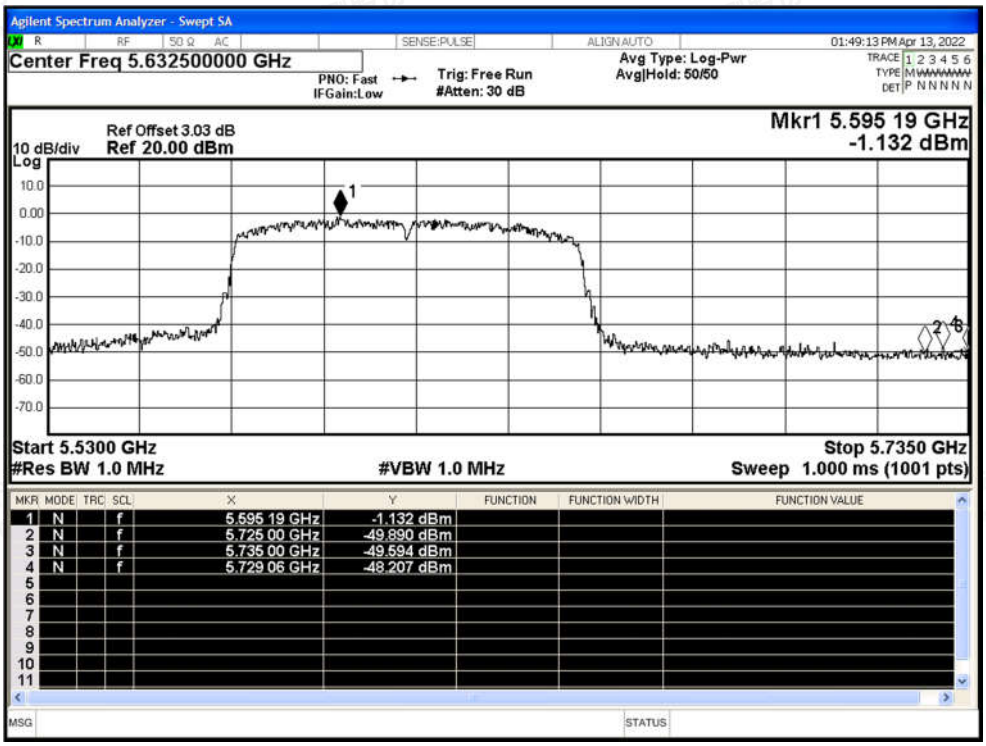

Test Graphs

Restrict Band NVNT a 5500MHz Ant1 Peak

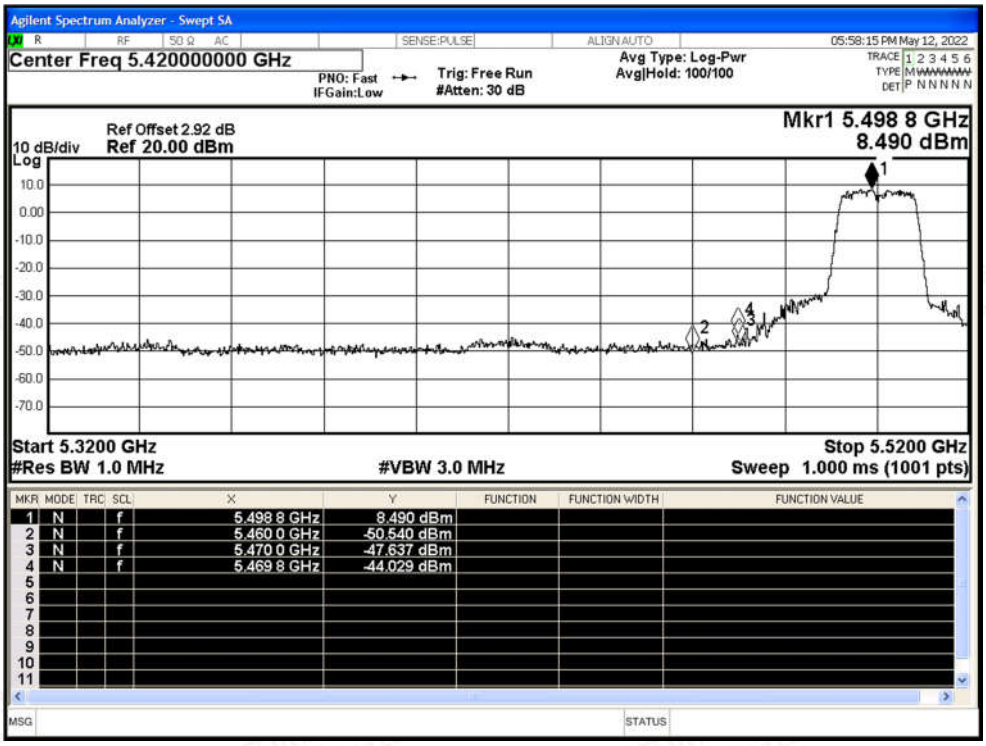

Restrict Band NVNT a 5500MHz Ant1 Average

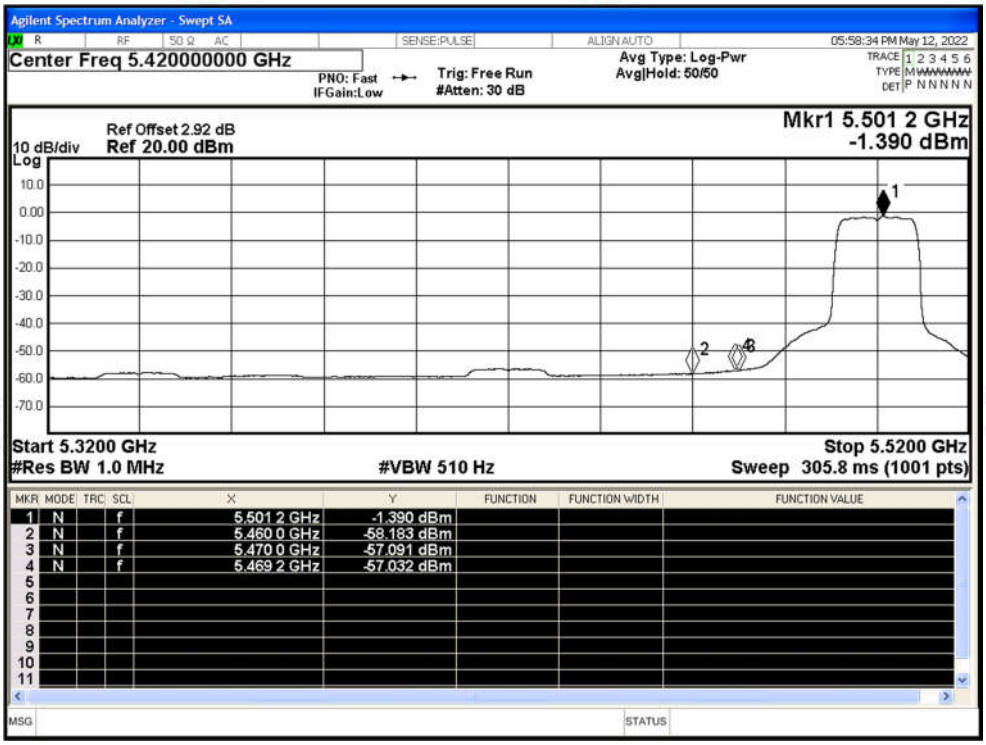

Restrict Band NVNT a 5700MHz Ant1 Peak

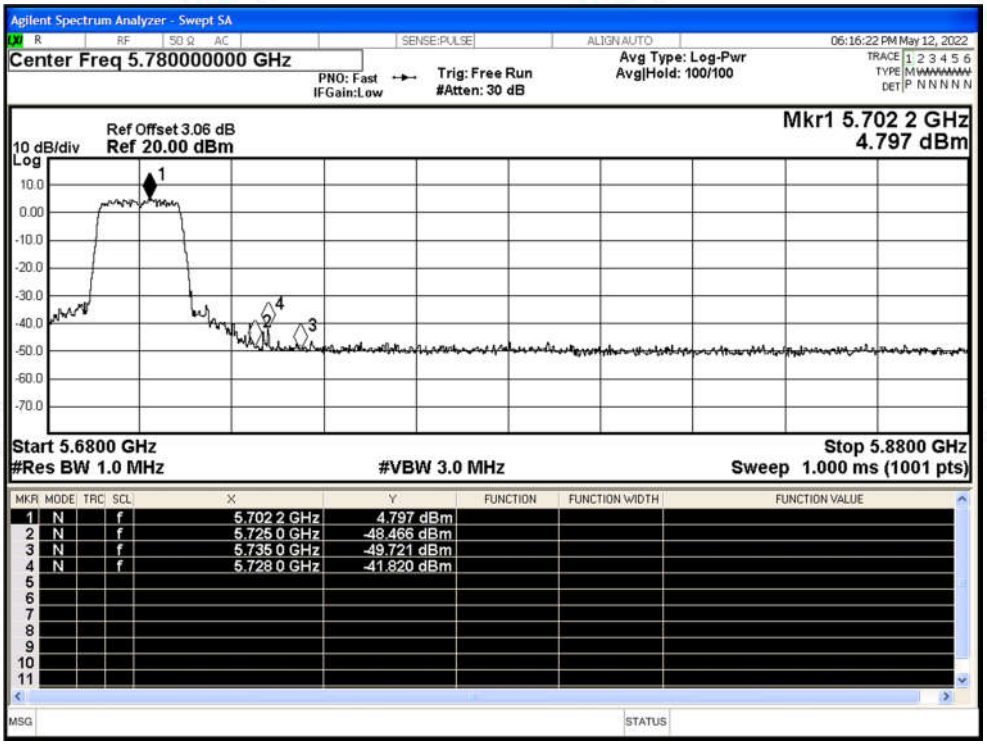

Restrict Band NVNT a 5700MHz Ant1 Average

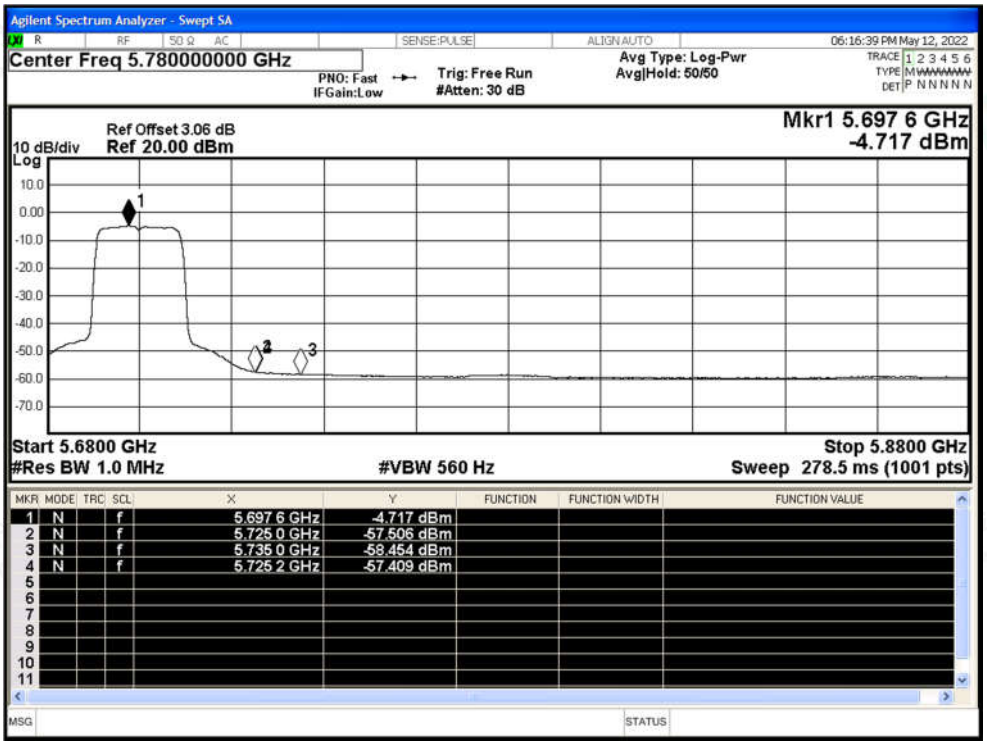

Restrict Band NVNT n20 5500MHz Ant1 Peak

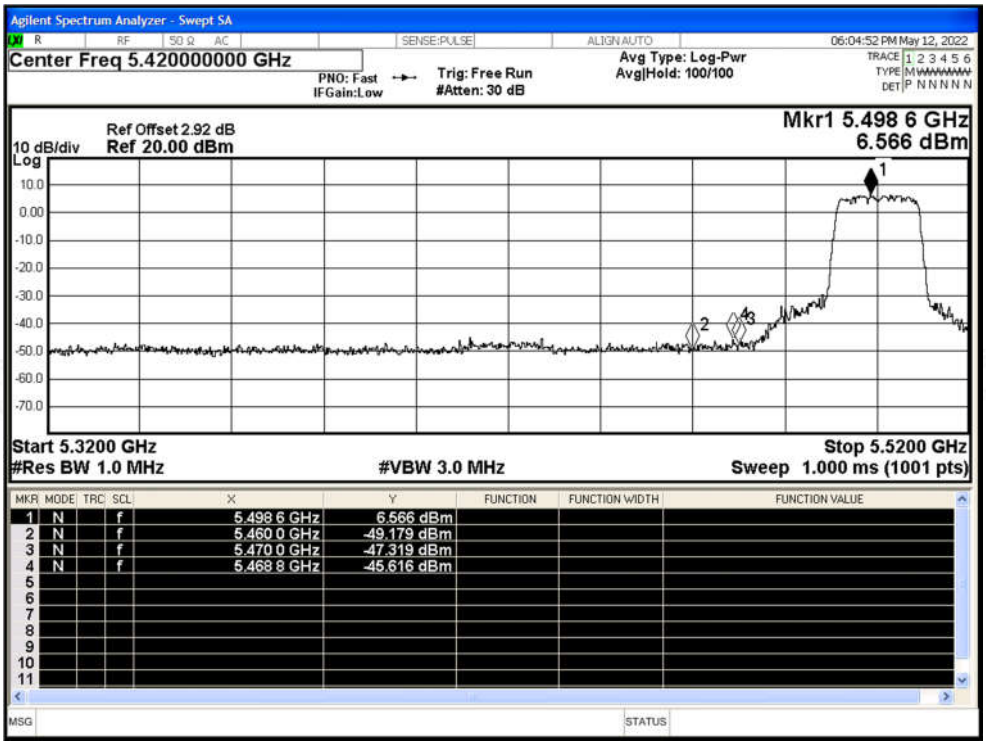

Restrict Band NVNT n20 5500MHz Ant1 Average

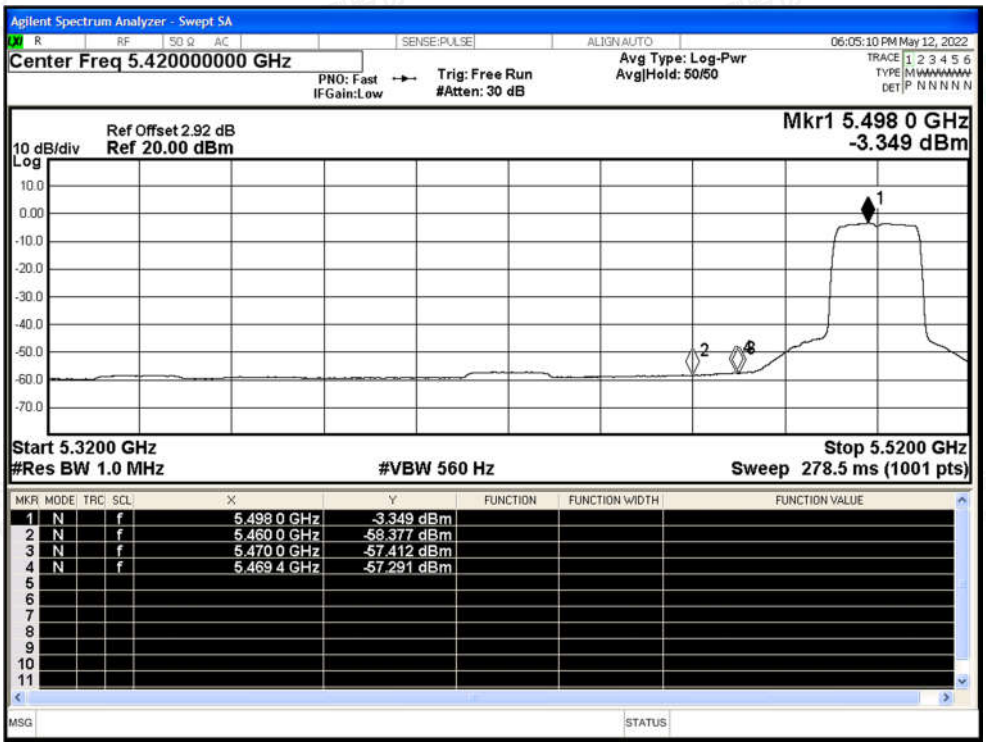

Restrict Band NVNT n20 5700MHz Ant1 Peak

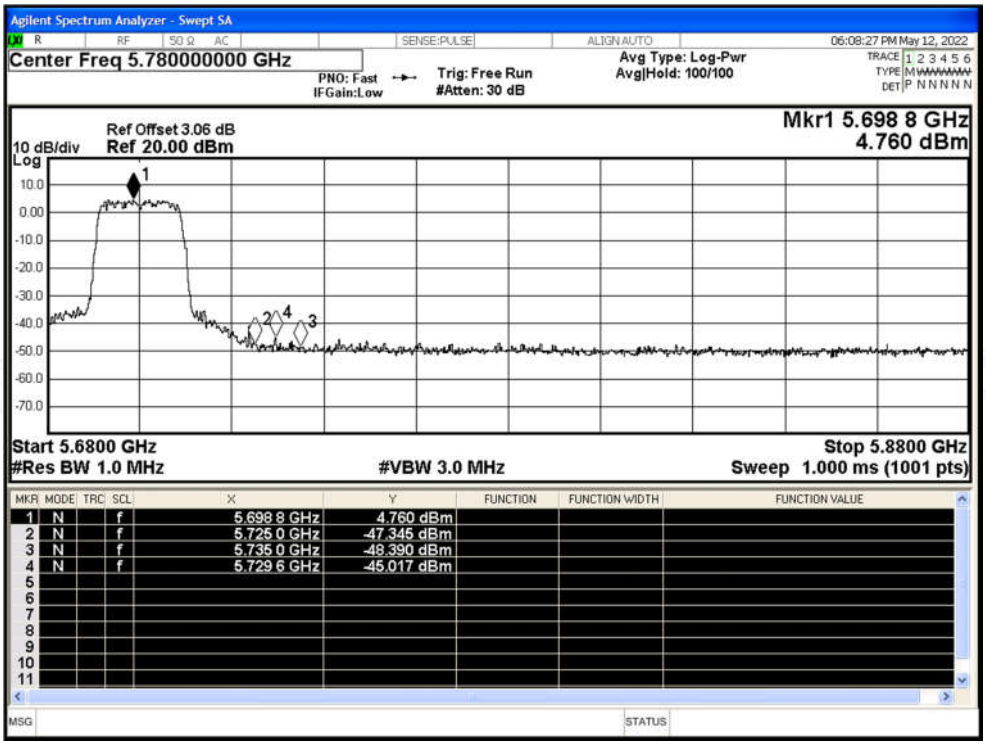

Restrict Band NVNT n20 5700MHz Ant1 Average

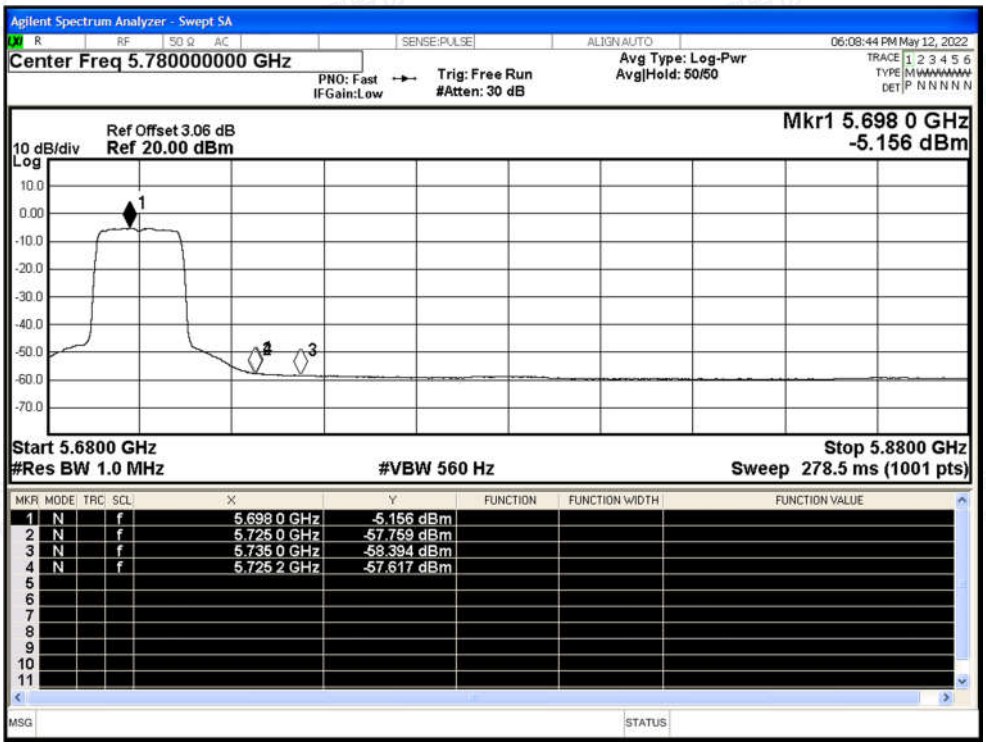

Restrict Band NVNT n40 5510MHz Ant1 Peak

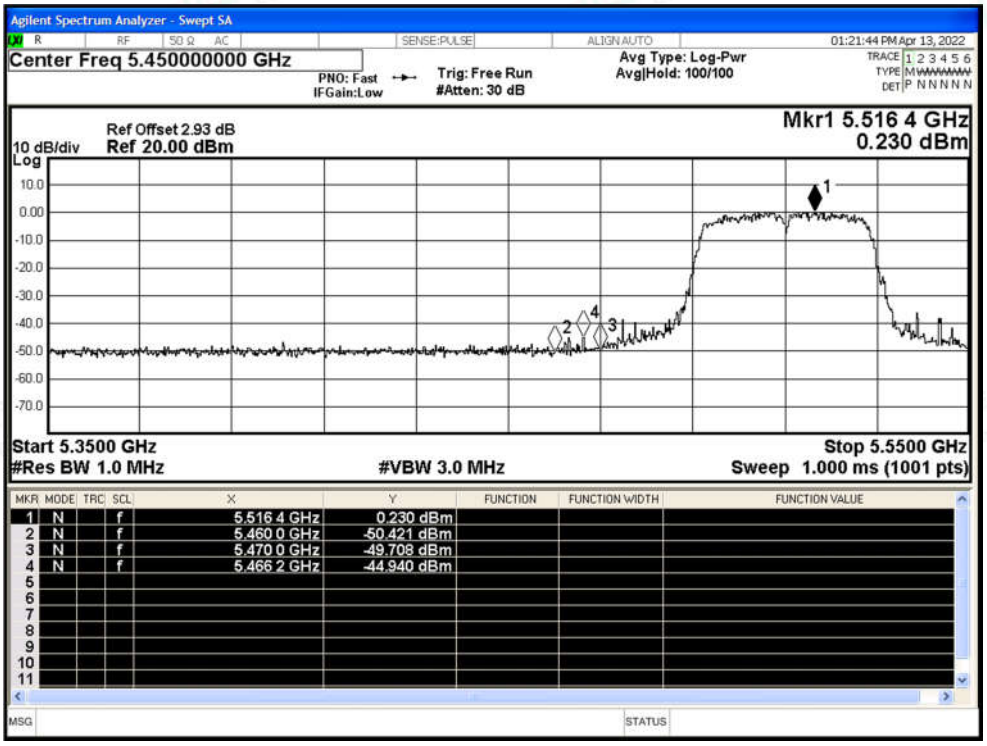

Restrict Band NVNT n40 5510MHz Ant1 Average

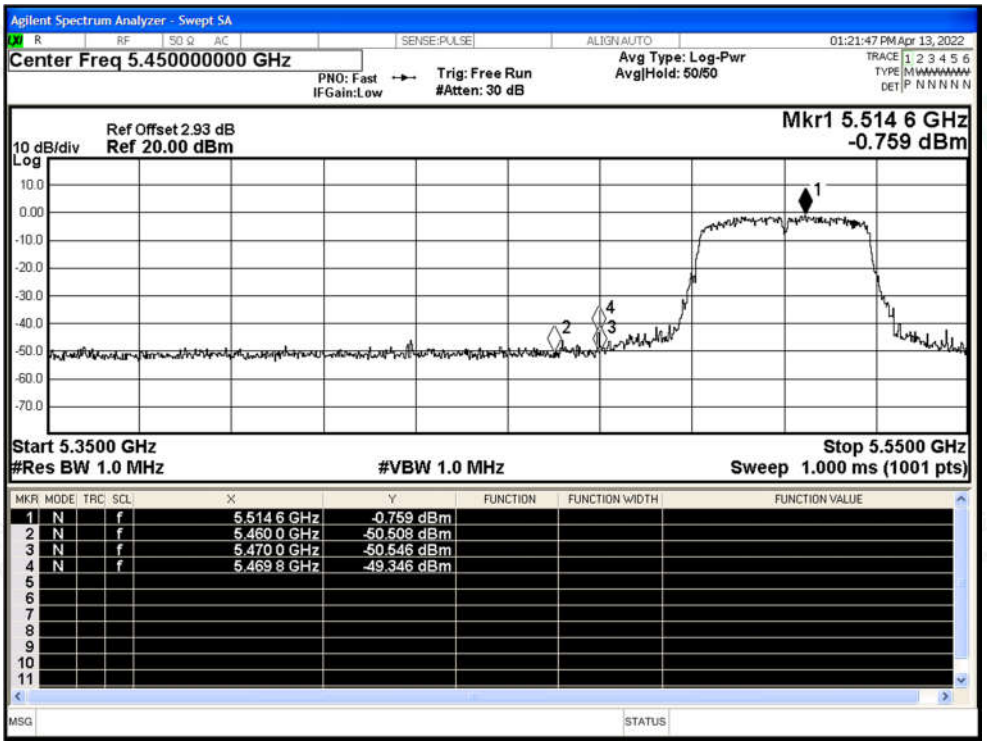

Restrict Band NVNT n40 5670MHz Ant1 Peak

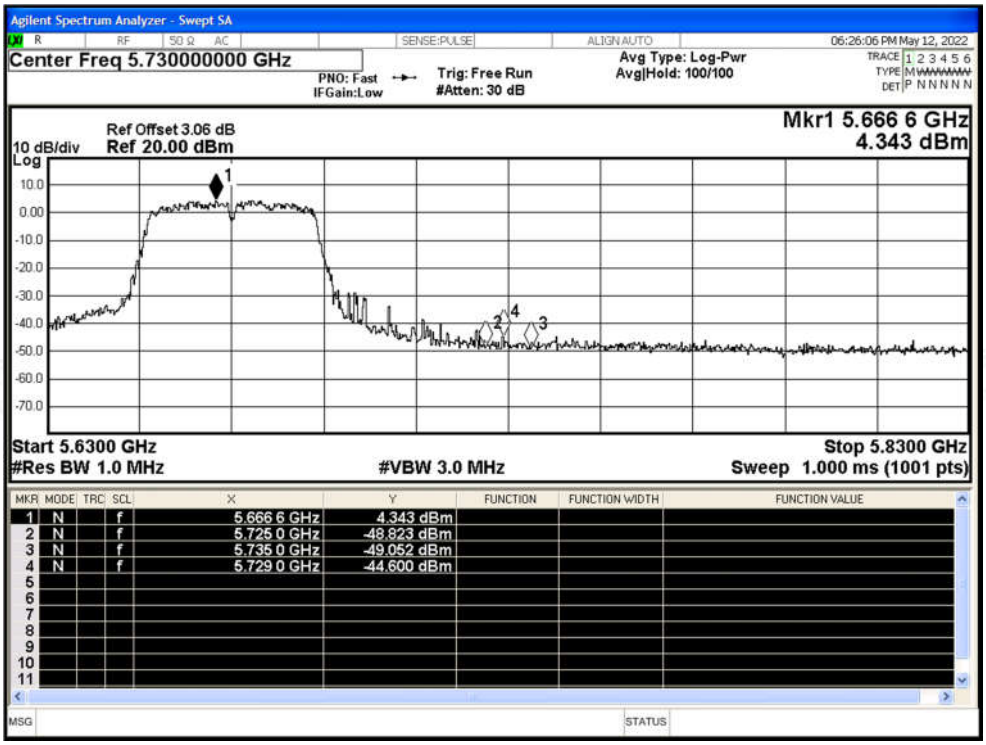

Restrict Band NVNT n40 5670MHz Ant1 Average

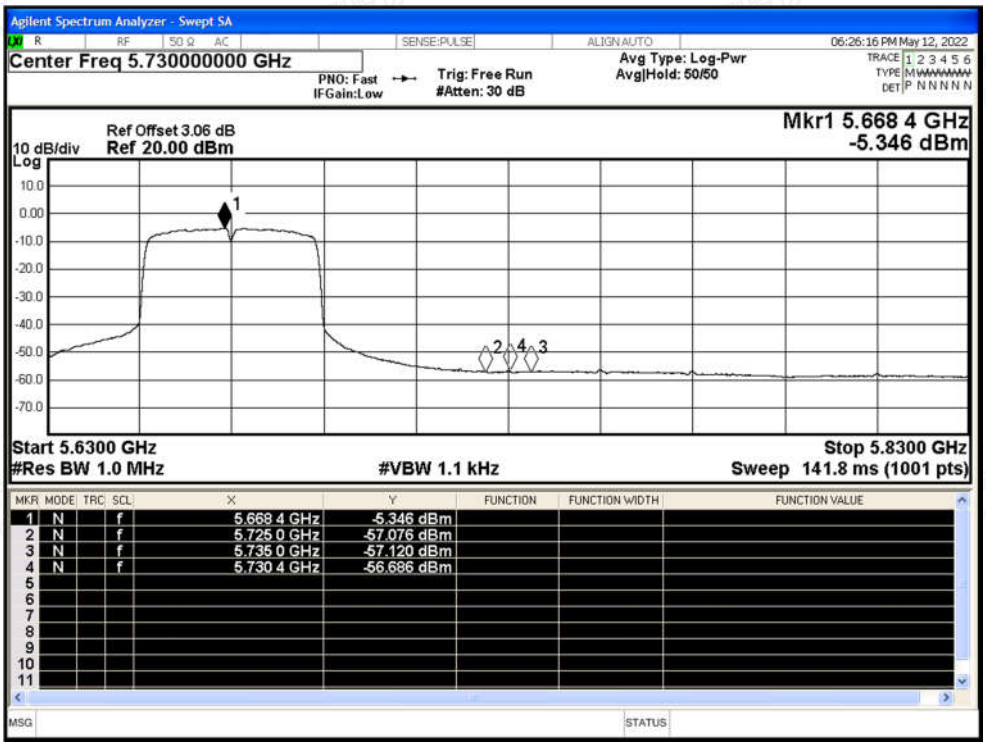

Restrict Band NVNT ac20 5500MHz Ant1 Peak

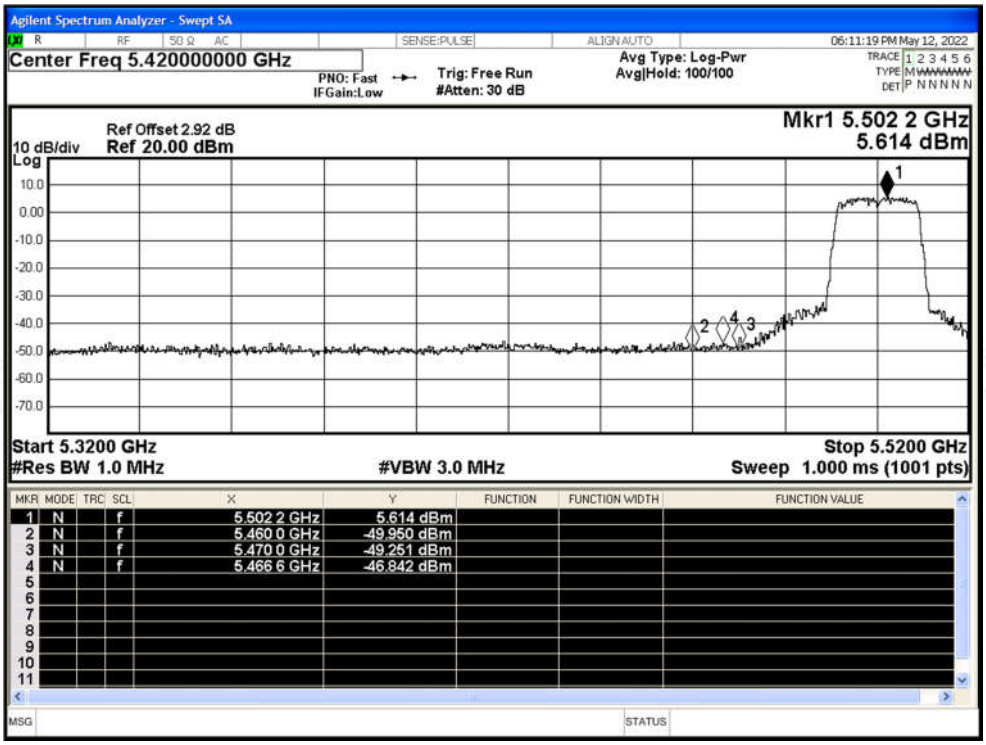

Restrict Band NVNT ac20 5500MHz Ant1 Average

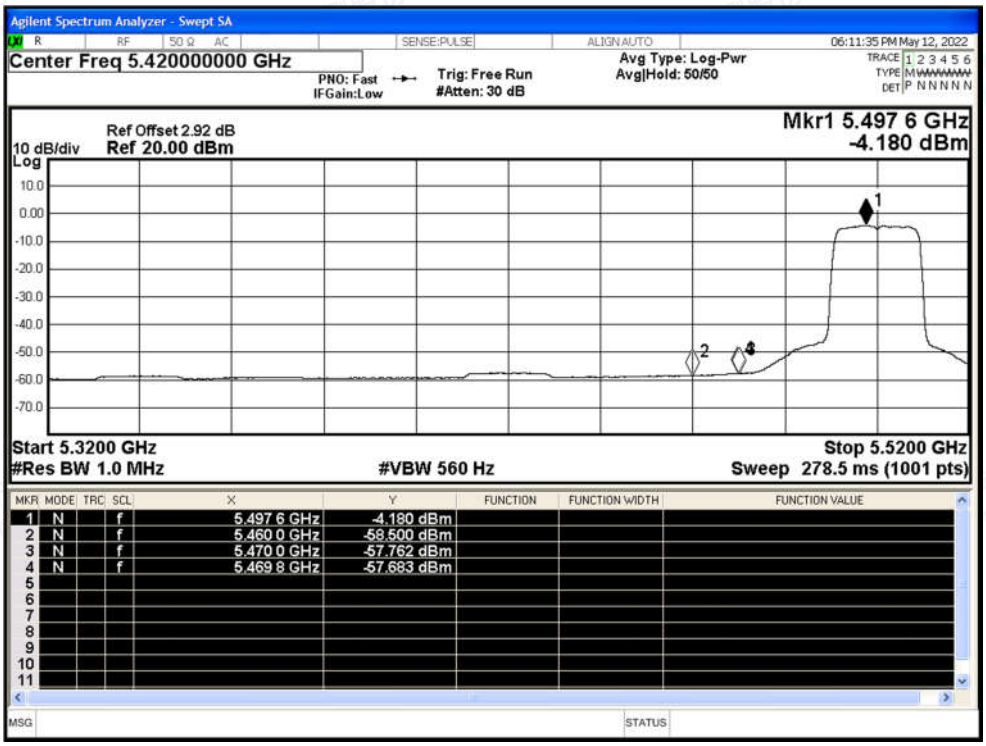

Restrict Band NVNT ac20 5700MHz Ant1 Peak

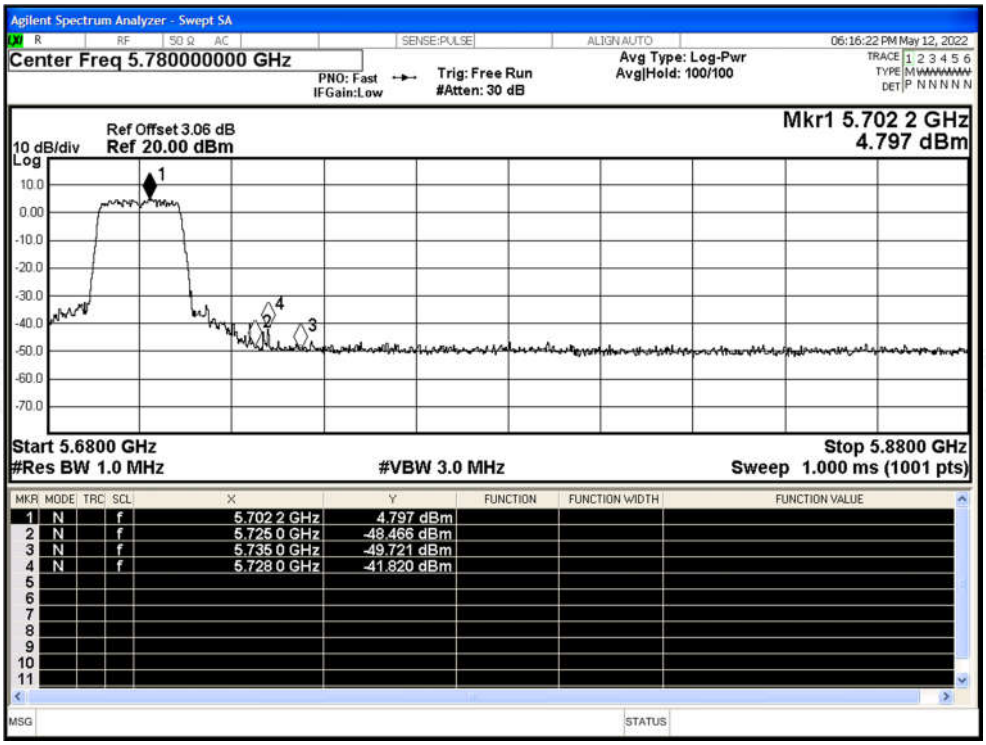

Restrict Band NVNT ac20 5700MHz Ant1 Average

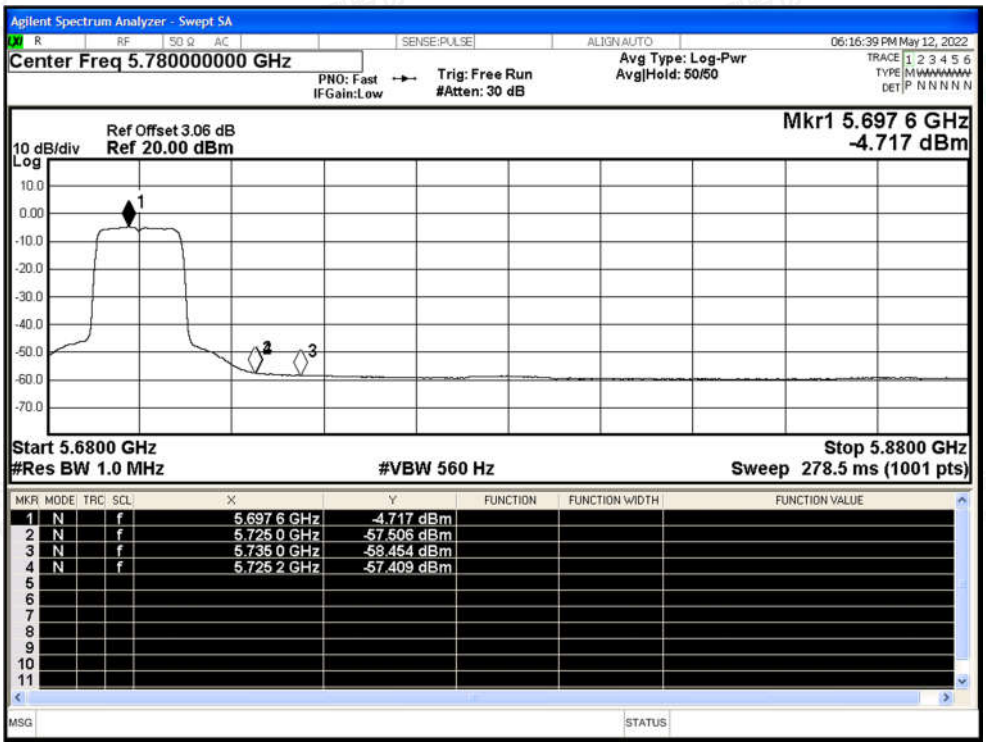

Restrict Band NVNT ac40 5670MHz Ant1 Peak

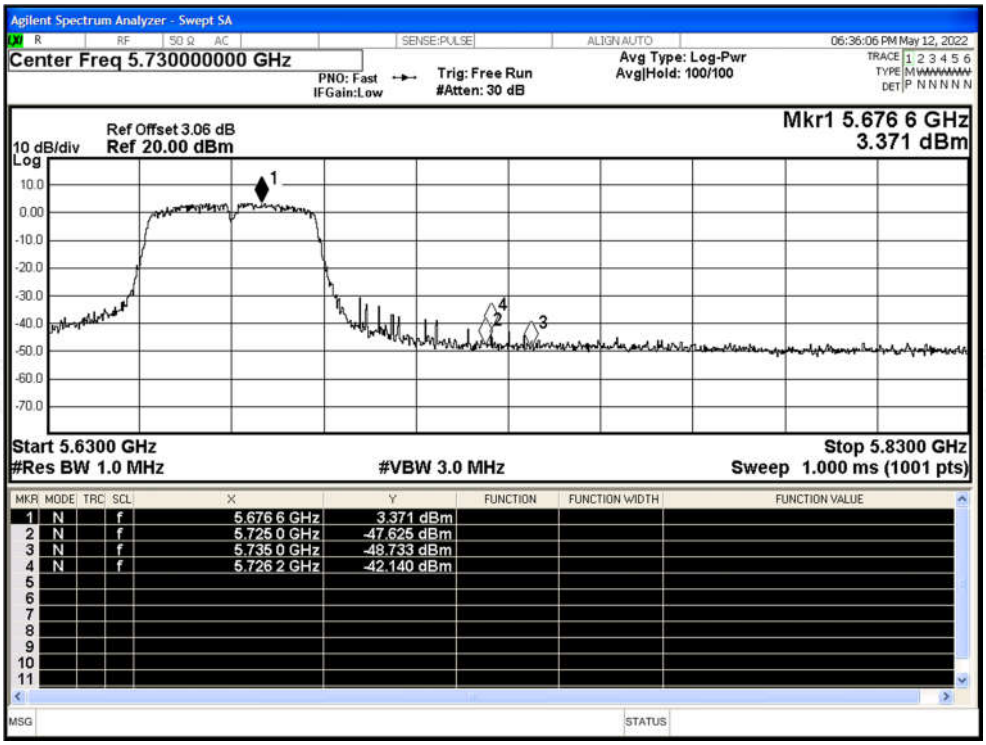

Restrict Band NVNT ac40 5670MHz Ant1 Average

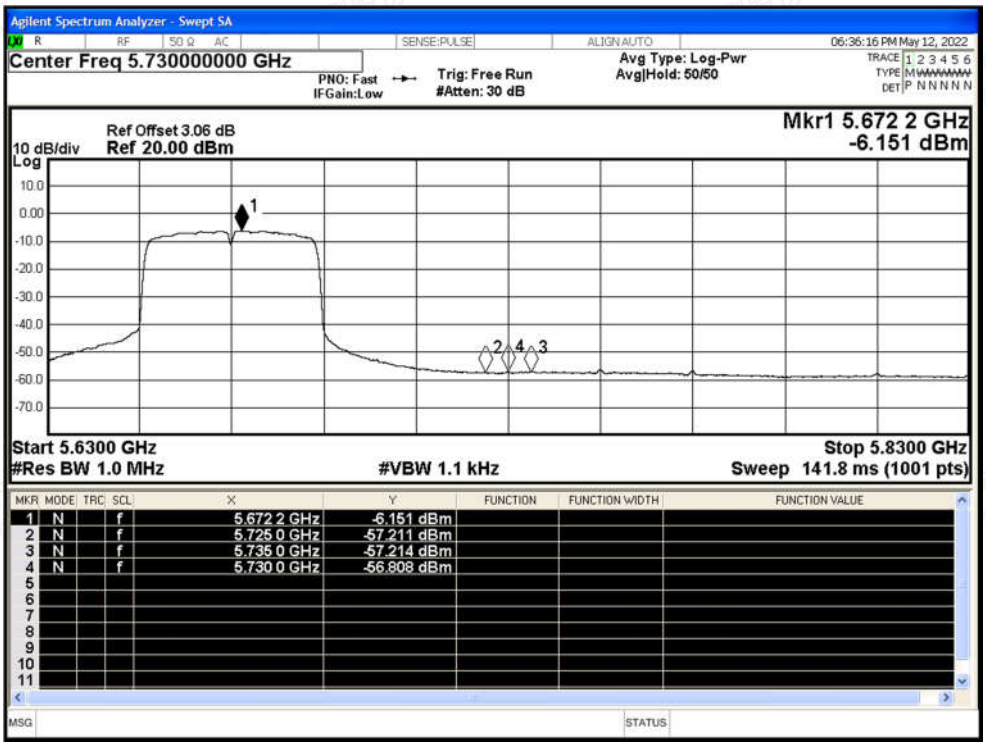

Restrict Band NVNT ac80 5530MHz Ant1 Peak

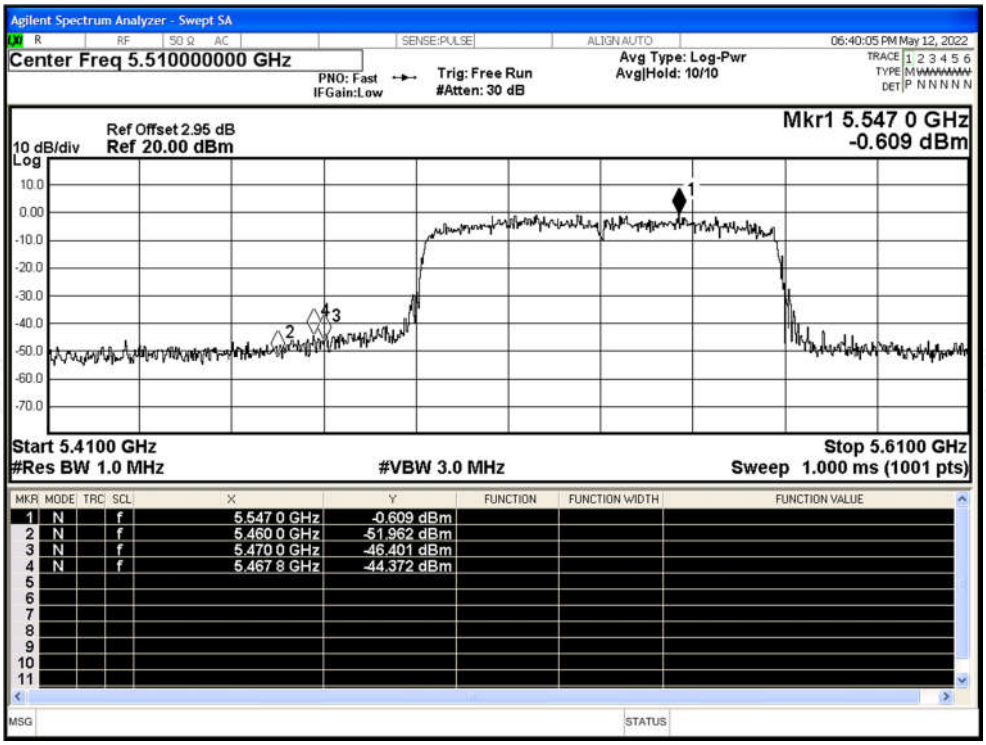

Restrict Band NVNT ac80 5530MHz Ant1 Average

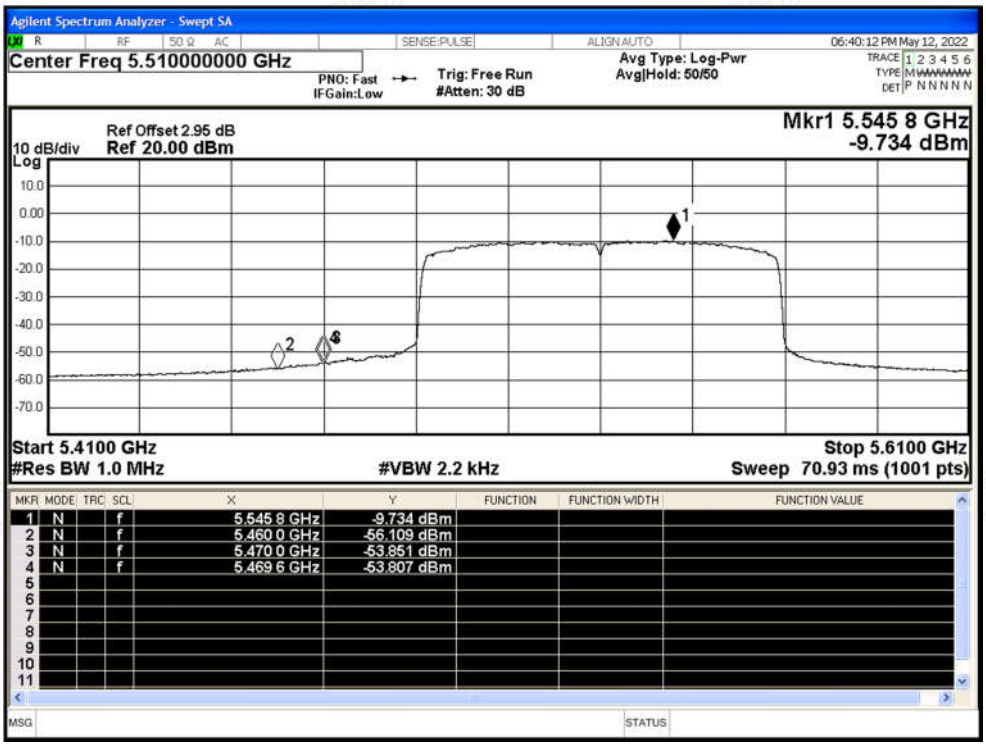

Restrict Band NVNT ac80 5610MHz Ant1 Peak

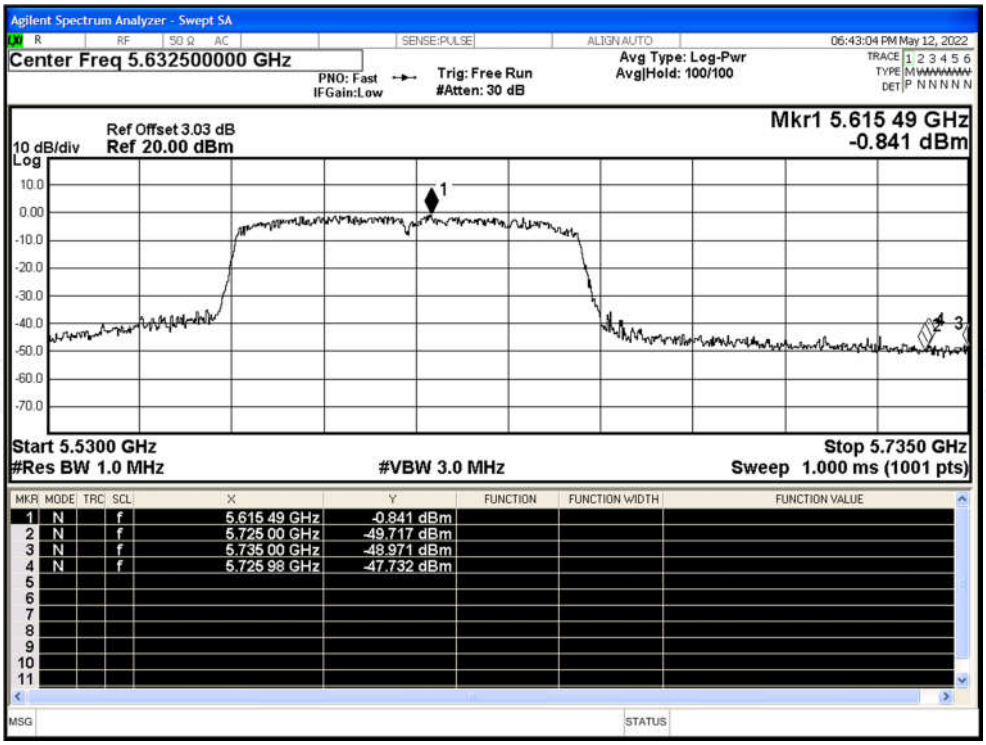

Restrict Band NVNT ac80 5610MHz Ant1 Average

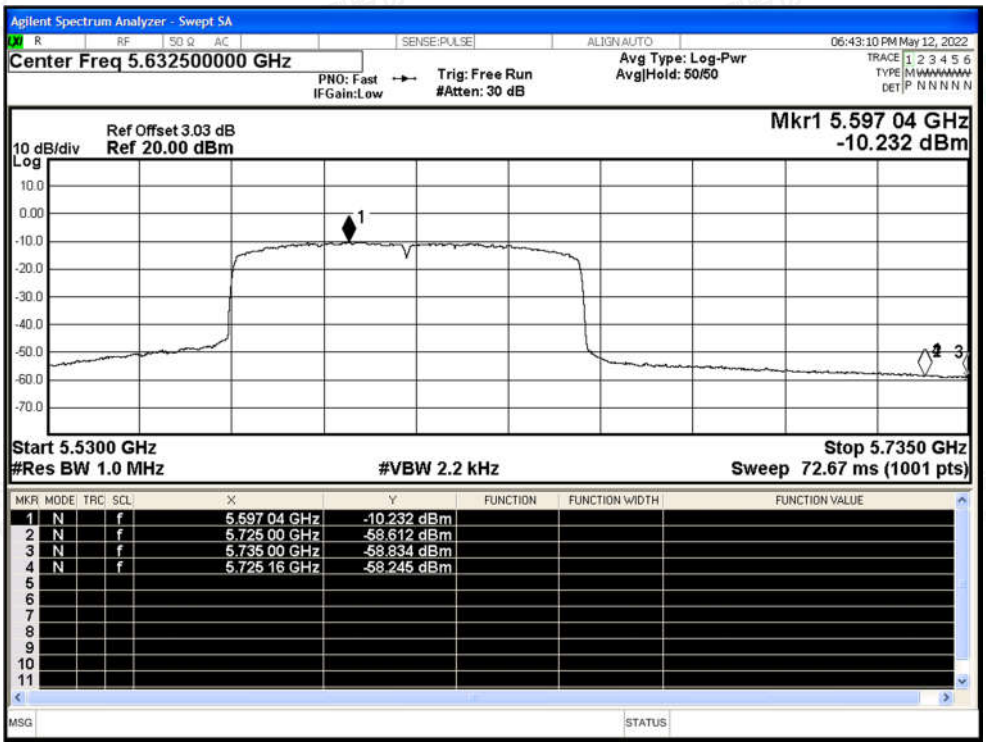

F.5 Frequency Stability

Condition	Mode	Frequency (MHz)	Antenna	Measured Frequency (MHz)	Frequency Error (Hz)	Deviation (ppm)	Limit (ppm)	Verdict
NVNT	ac20	5500	Ant0	5499.96	-40000	-7.27	25	Pass
NVNT	ac20	5580	Ant0	5580	0	0	25	Pass
NVNT	ac20	5700	Ant0	5699.98	-20000	-3.51	25	Pass
NVNT	ac40	5510	Ant0	5510	0	0	25	Pass
NVNT	ac40	5550	Ant0	5549.96	-40000	-7.21	25	Pass
NVNT	ac40	5670	Ant0	5670	0	0	25	Pass
NVNT	ac80	5530	Ant0	5529.92	-80000	-14.47	25	Pass
NVNT	ac80	5610	Ant0	5609.92	-80000	-14.26	25	Pass

Test Graphs

Freq. Stability NVNT ac20 5500MHz Ant0

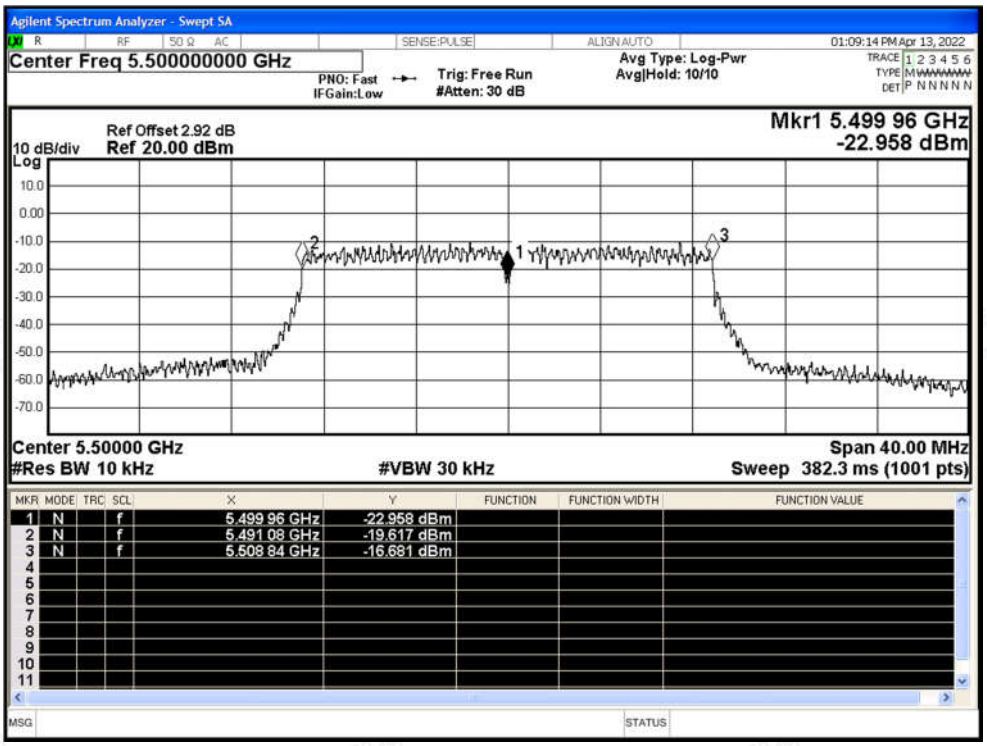

Freq. Stability NVNT ac20 5580MHz Ant0

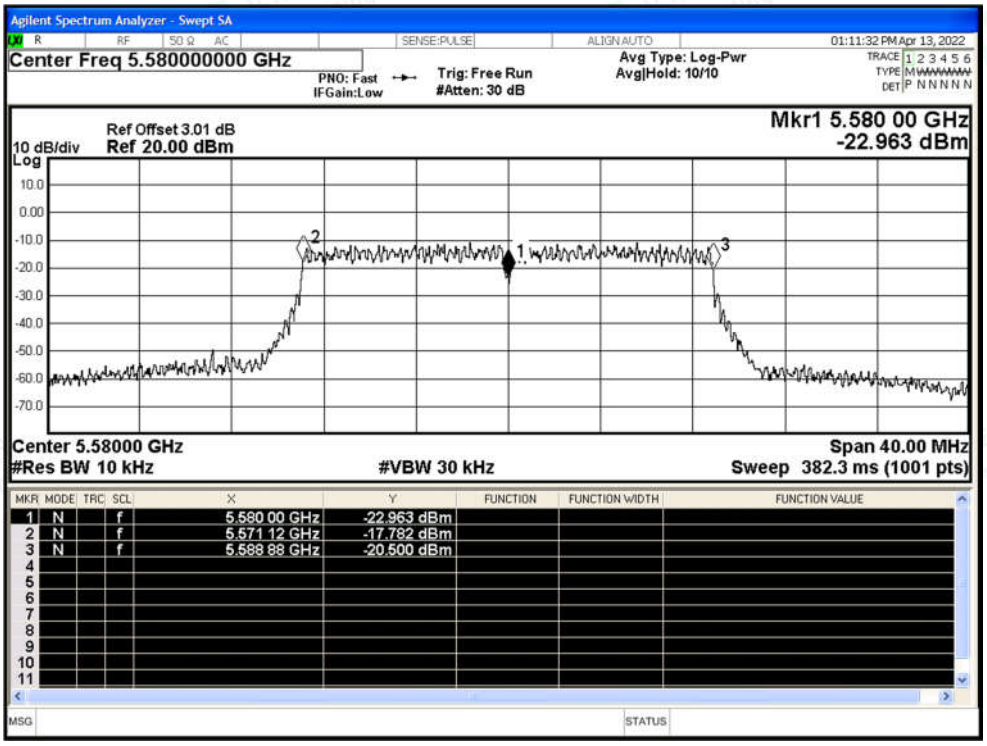

Freq. Stability NVNT ac20 5700MHz Ant0

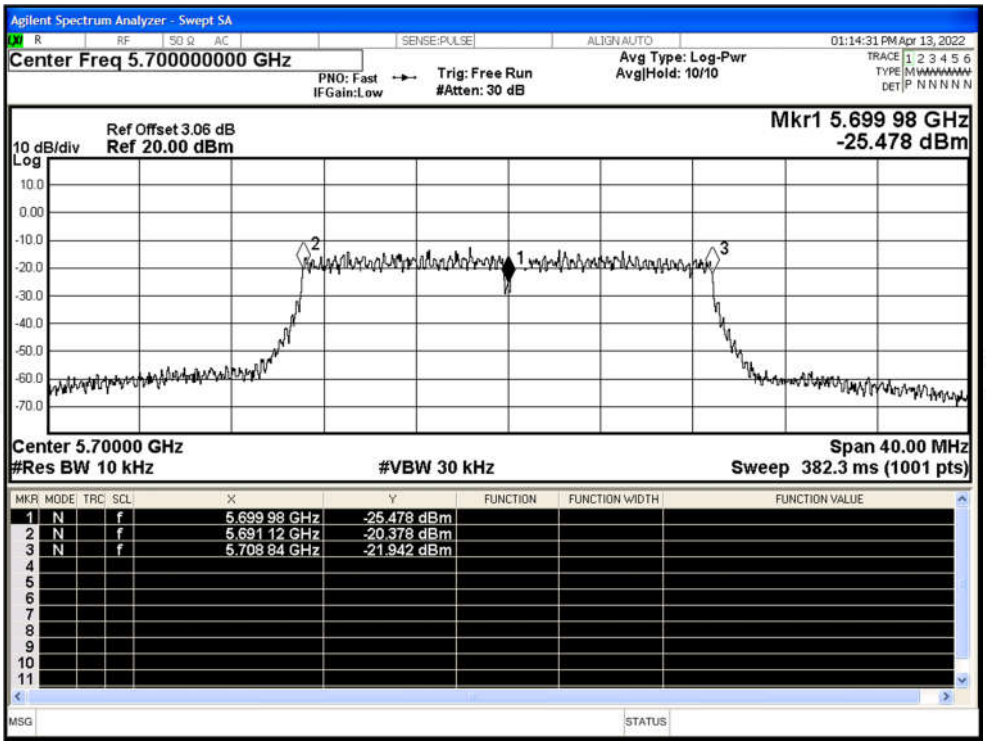

Freq. Stability NVNT ac40 5510MHz Ant0

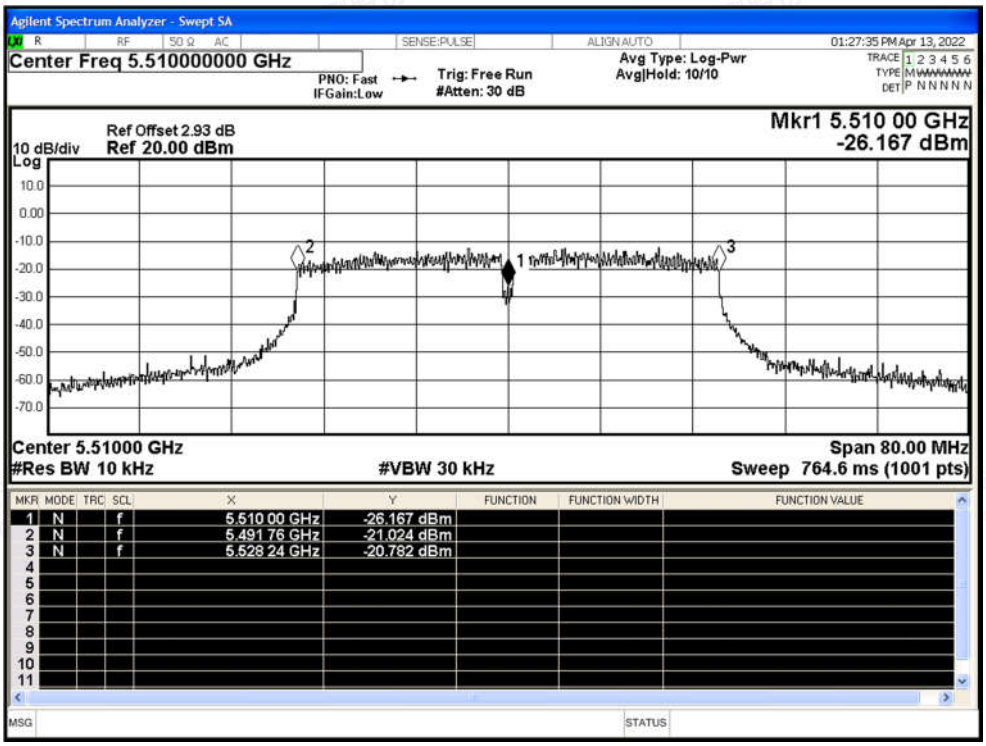

Freq. Stability NVNT ac40 5550MHz Ant0

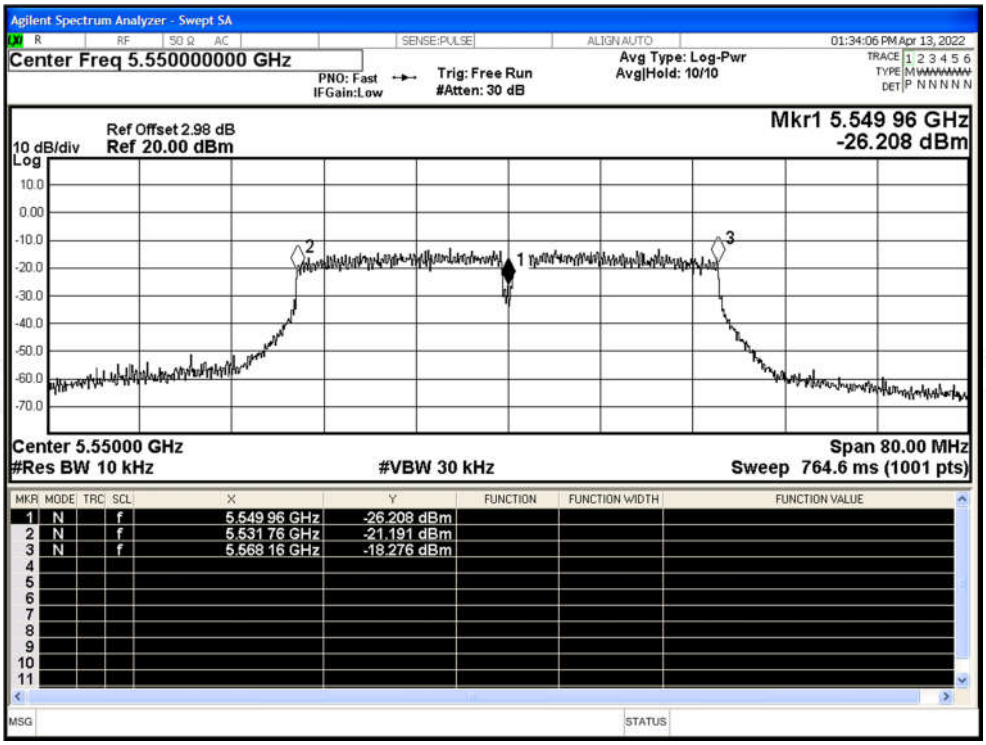

Freq. Stability NVNT ac40 5670MHz Ant0

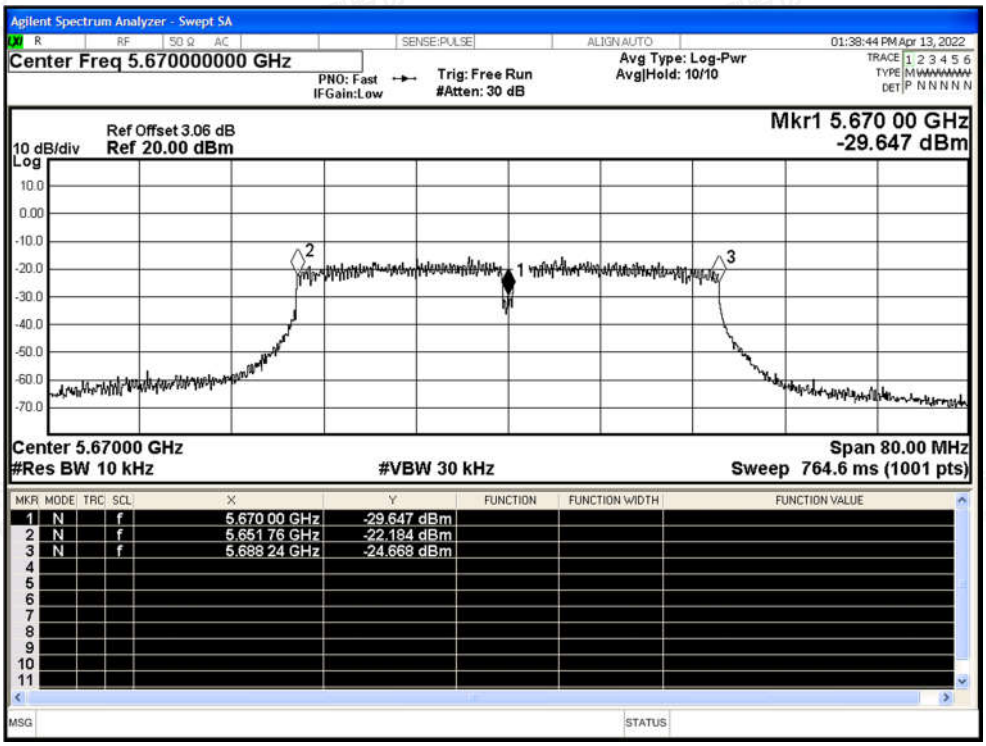

Freq. Stability NVNT ac80 5530MHz Ant0

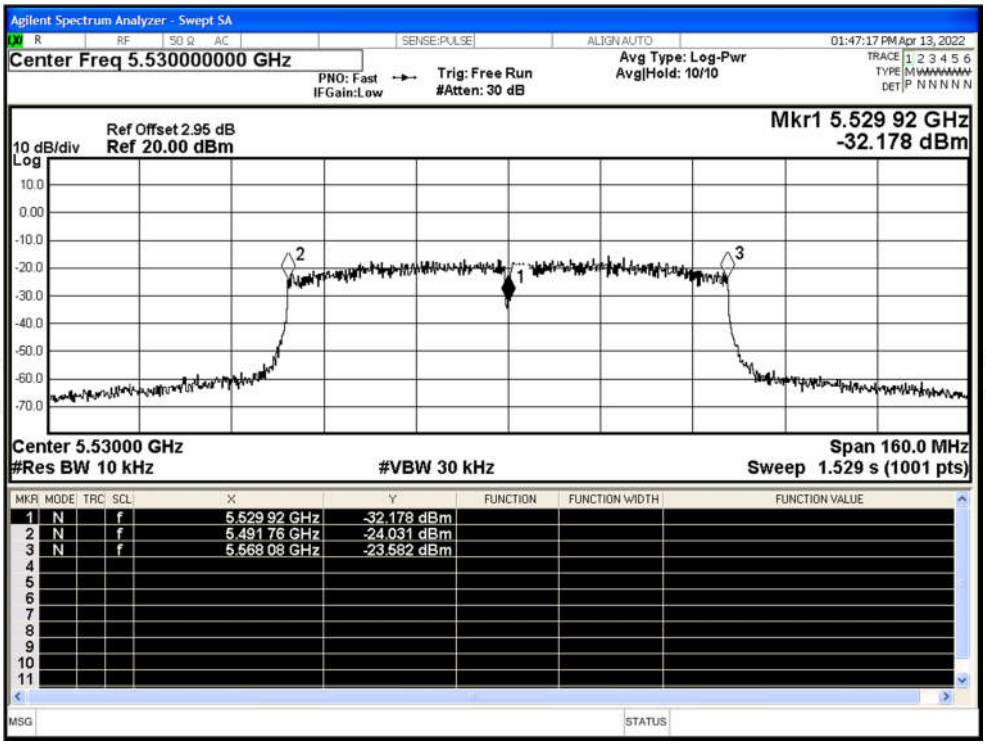

Freq. Stability NVNT ac80 5610MHz Ant0

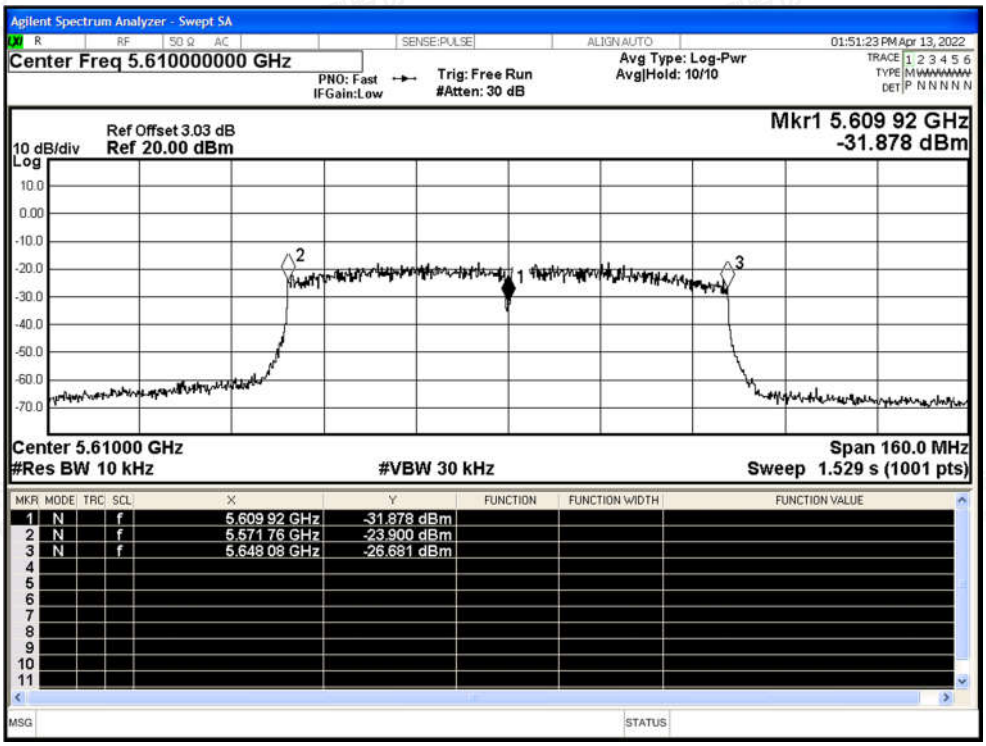

Condition	Mode	Frequency (MHz)	Antenna	Measured Frequency (MHz)	Frequency Error (Hz)	Deviation (ppm)	Limit (ppm)	Verdict
NVNT	ac20	5500	Ant1	5499.96	-40000	-7.27	25	Pass
NVNT	ac20	5580	Ant1	5579.98	-20000	-3.58	25	Pass
NVNT	ac20	5700	Ant1	5699.96	-40000	-7.02	25	Pass
NVNT	ac40	5510	Ant1	5510	0	0	25	Pass
NVNT	ac40	5550	Ant1	5549.96	-40000	-7.21	25	Pass
NVNT	ac40	5670	Ant1	5669.96	-40000	-7.05	25	Pass
NVNT	ac80	5530	Ant1	5529.92	-80000	-14.47	25	Pass
NVNT	ac80	5610	Ant1	5609.92	-80000	-14.26	25	Pass

Test Graphs

Freq. Stability NVNT ac20 5500MHz Ant1

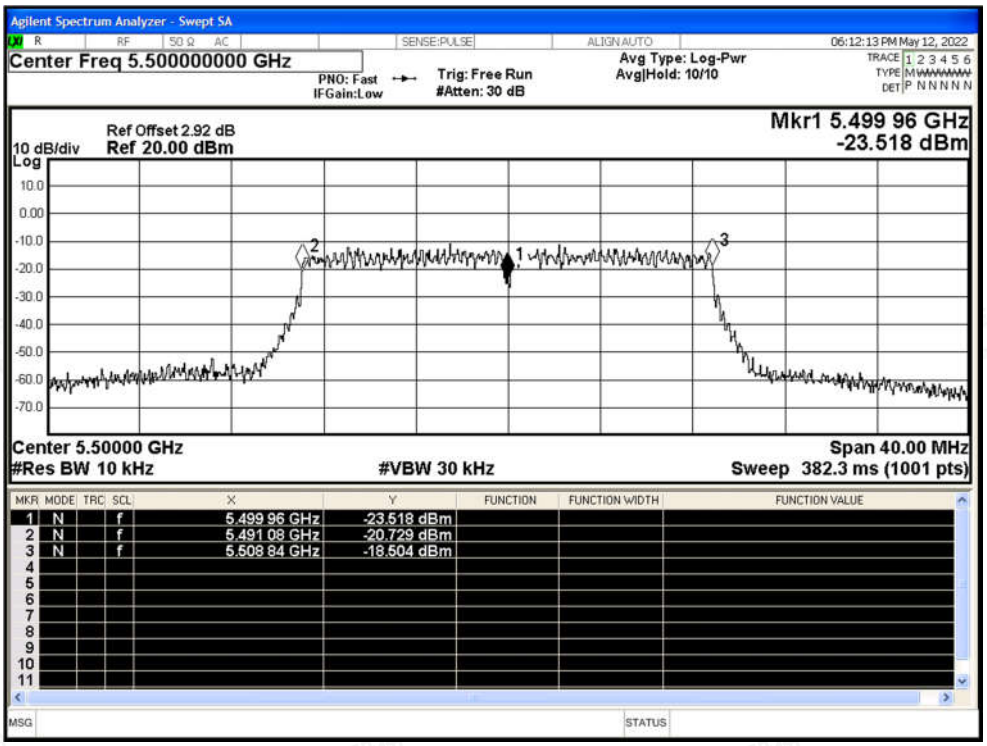

Freq. Stability NVNT ac20 5580MHz Ant1

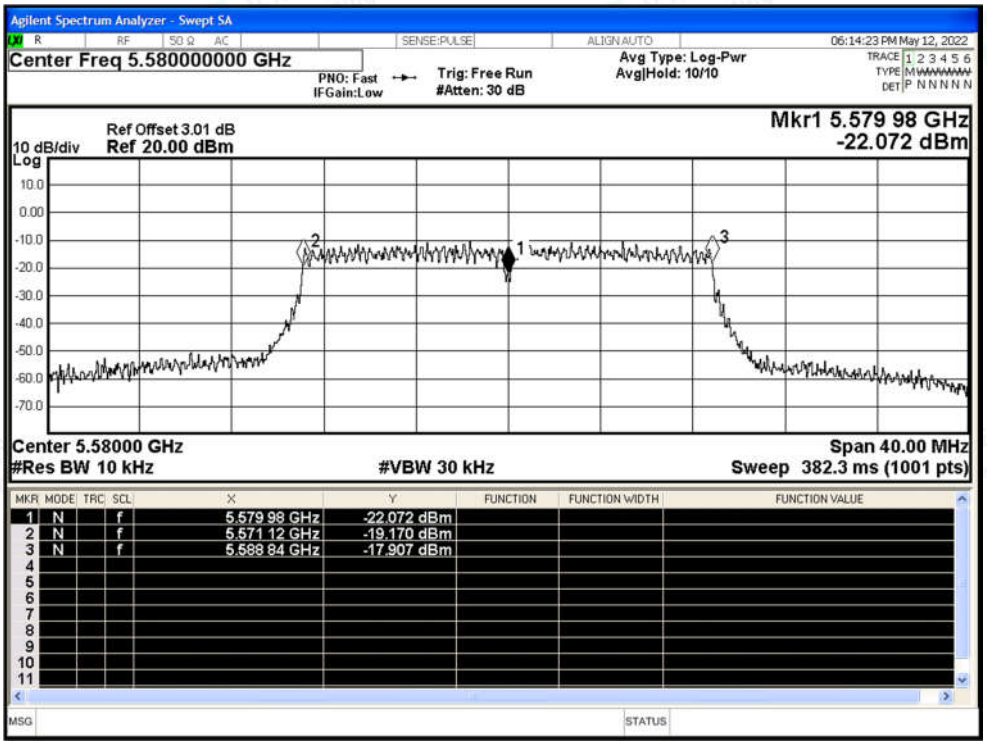

Freq. Stability NVNT ac20 5700MHz Ant1

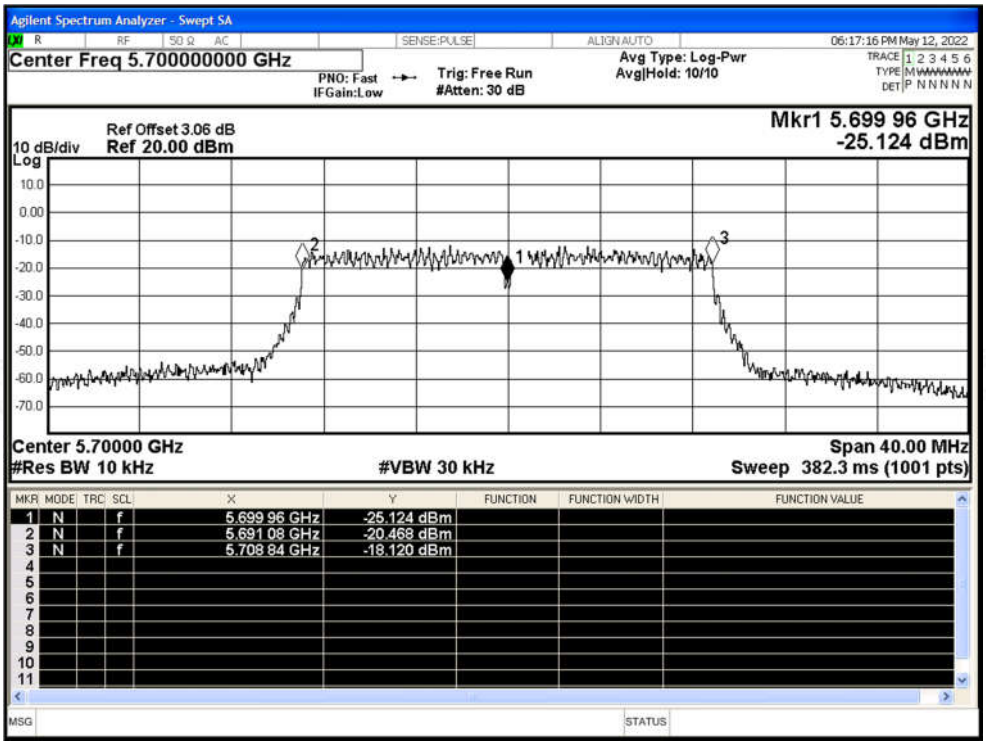

Freq. Stability NVNT ac40 5510MHz Ant1

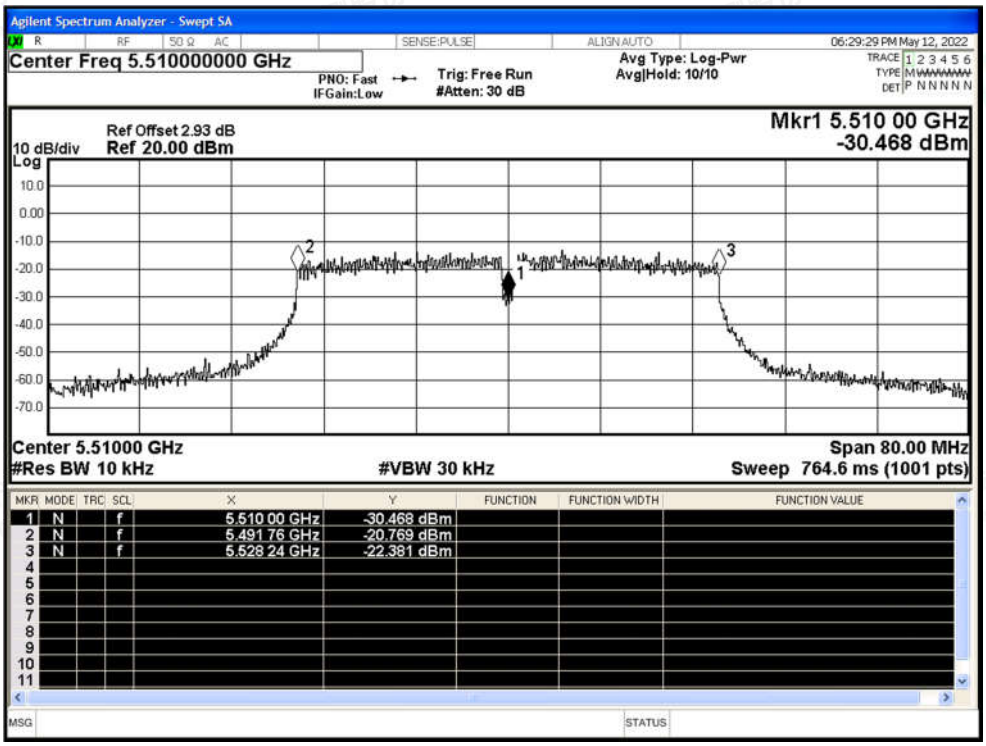

Freq. Stability NVNT ac40 5550MHz Ant1

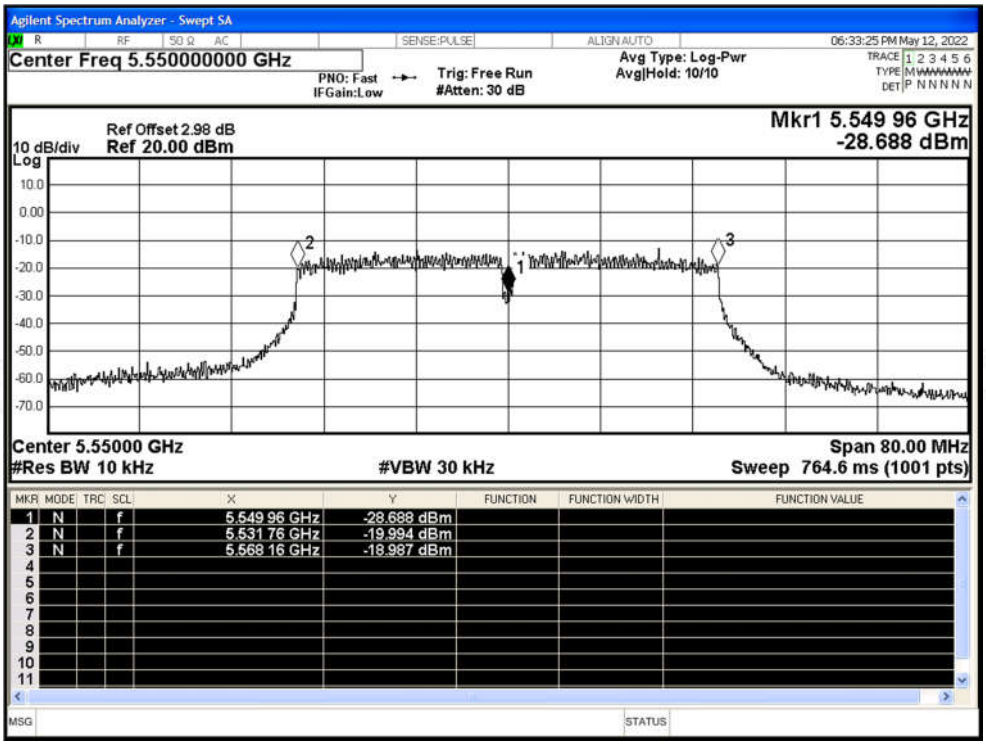

Freq. Stability NVNT ac40 5670MHz Ant1

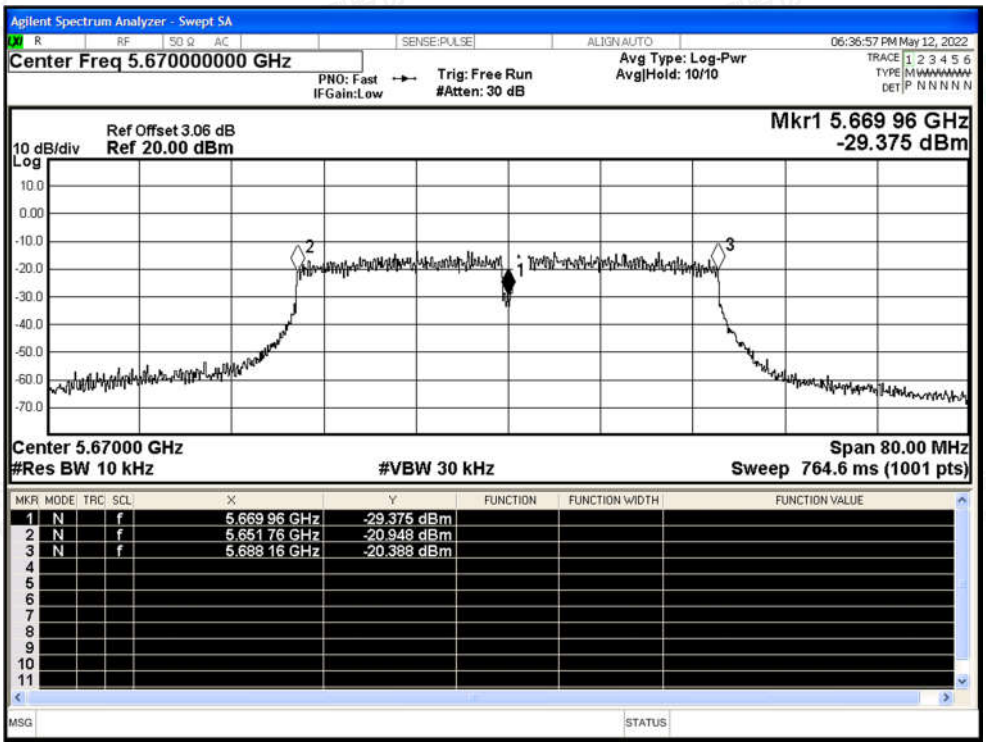

Freq. Stability NVNT ac80 5530MHz Ant1

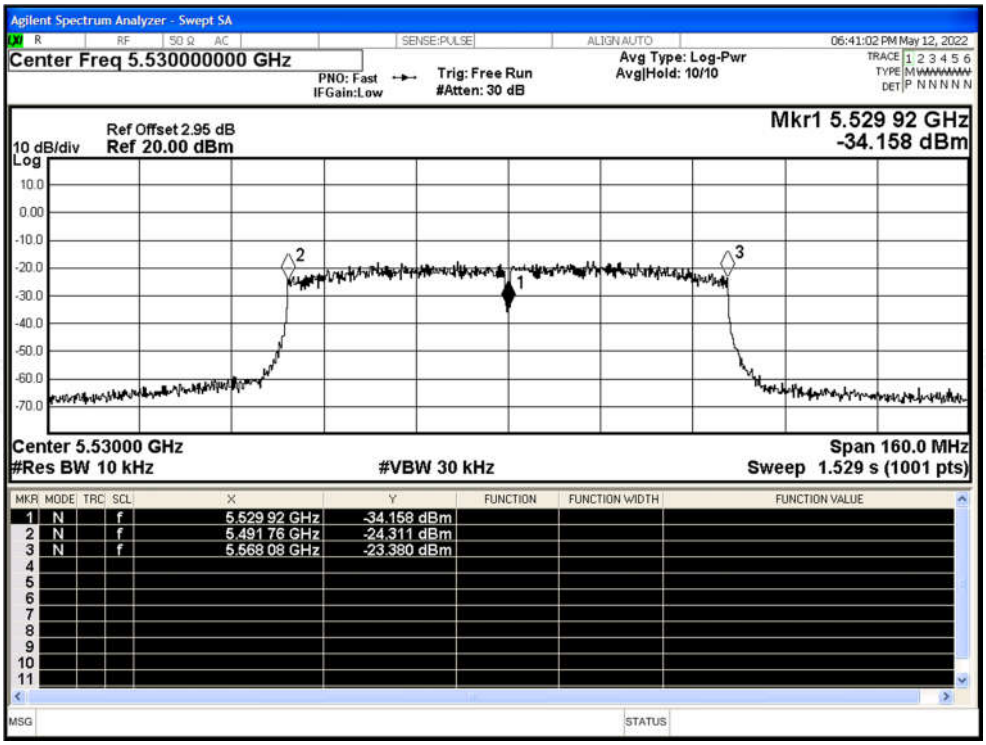
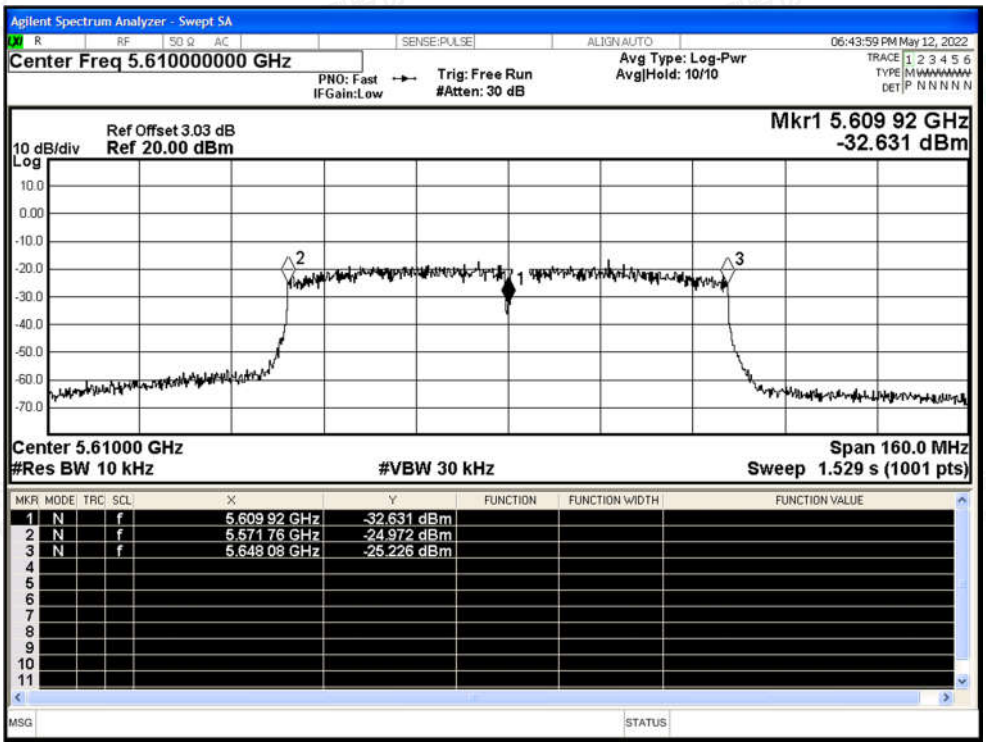
Freq. Stability NVNT ac80 5610MHz Ant1