Microwave Sensor

Product Features:

- Wide range of working voltage（100~277VAC）
- Maximum load power 1200W
- IP65
- Apply to outdoor fixtures
- Built-in sunlight Sensor
- Built-in dimming function to easily adjust the luminance of fixtures
- The function can be set by IR remote controller
- Wide detection range and 10M maximum installation height
- 5 years warranty

Model: MSB

Application：

Indoor and outdoor lighting fixtures, lighting fixture system, Electrical control box

Certificate：

UL E503809 @UL773A

CE-RED (LVD @EN60950-1; EMC; RF; HEALTH)

Specifications:

Input voltage	100-277Vac 50/60Hz 120VAC 50/60Hz 5A LED Driver 277VAC 50/60Hz 3A LED Driver
Rated load	120VAC 50/60Hz 800W Standard Ballast / Tungsten 277VAC 50/60Hz 1200W Standard Ballast / Tungsten
Detection area	Max 10M installation heights. Max 16M coverage areas
Hold time	5s / 2min / 5min
Sensor principle	Microwave motion detector
Microwave frequency	5.8G±75MHz,ISM wave band
Turn on brightness	30-60Lux (Reference value)
Turn off brightness	100-150Lux (Reference value)
Detection angle	150°(wall installation),360°(Ceiling installation)
Motion detection	0.5~3m/s
Operating temperature	-35C°~60C°
IP RATING	IP65

Coverage area：

Wall mount

Top view

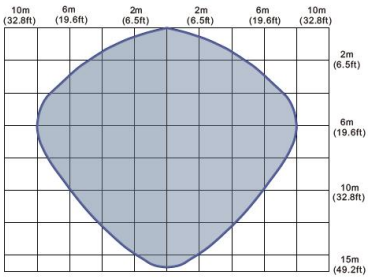

Vertical view

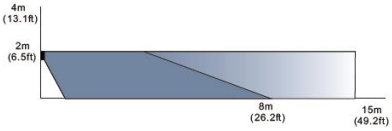

Ceiling mount

Top view

Height:10m

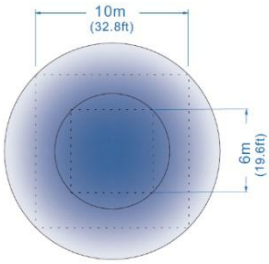

Vertical view

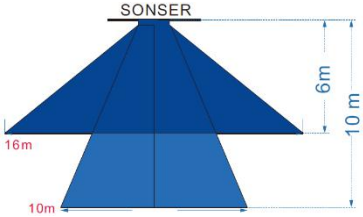

Wiring diagram：

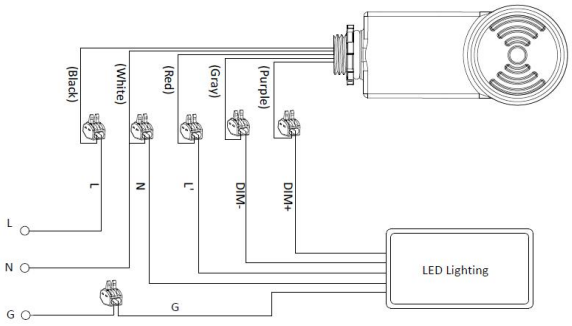

Dimension Install：

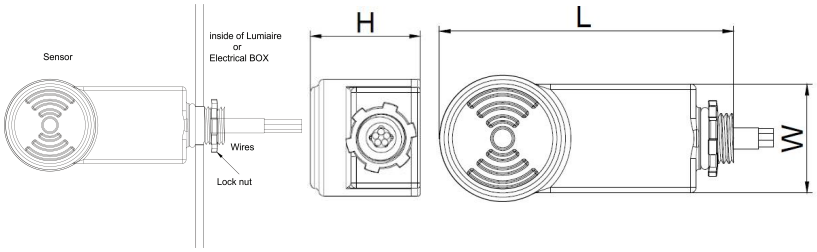

Mounting thread： 1/2"-14T NPS H=44.5mm W=40.4mm L=110mm

TOWIN Optoelectronic Co., Ltd
Website：http://www.towin-driver.com/ E-mail: cathy@towin-driver.com；sales@towin-driver.com
Address: Liuxing Rd 1 Liujia Industry Hengli Town, Dongguan, Guangdong 523473 CHINA

Function description of remote control:

		Hibernation - the sensor stops working and goes into hibernation. Press any other key to re-enter the working state.Under working state,the button achieve its own function		
	Mode1	Long Distance+ 0%/100%+2min	Mode2	Long Distance+ 20%/100%+2min
	Long Distance / Near Distance	Sensitivity setting of microwave sensor	Test	Test button 6S
	0%-100% / 20%-100% / 50%-100%	Microwave mode / Microwave setting	5s / 2min / 5min	Duration time setting
	30% / 60% / 100%	Fixed mode / Luminance setting	Dim/Time / Dim/Time	Time Bucket mode1,2
	3H / 6H / 9H	Timer mode setting		Cancel timer mode

Sensor sensitivity Setting:

1.Long Distance--The Max detection distance of microwave sensor is 15M.

2.Near Distance-- The Max detection distance of microwave sensor is 5M.

Duration time setting:

1. 5S lasting time.
2. 2min lasting time.
3. 5min lasting time.

Microwave mode / Microwave setting:

1. 0%-100% button-- No motion was detected continuously, the light will turn off after the duration time (5S/2min/5min), and the light will remain 100% luminance if motion is detected.
2. 20%-100% button-- No motion detected continuously, the light luminance will drop to 20% after the duration time (5S/2min/5min), and the light will remain 100% luminance if motion is detected.
3. 50%-100% button-- No motion detected continuously, the light luminance will drop to 50% after the duration time (5S/2min/5min), and the light will remain 100% luminance if motion is detected.

Fixed mode / Luminance setting:

1. 30% button-- The light stays at 30% luminance and turns off when the environment is bright
2. 60% button-- The light stays at 60% luminance and turns off when the environment is bright
3. 100% button-- The light stays at 100% luminance and turns off when the environment is bright

TOWIN Optoelectronic Co., Ltd
Website：http://www.towin-driver.com/ E-mail: cathy@towin-driver.com；sales@towin-driver.com
Address: Liuxing Rd 1 Liujia Industry Hengli Town, Dongguan, Guangdong 523473 CHINA

Time Bucket mode 1:

The luminance of the light changes with the time bucket. The internal timer starts timing or reset with the ambient luminance under working conditions.

The luminance is 70% in 0.5H, 0.5H-3.5H is 100%, 3.5H-4.5H is 70%, 4.5H-5.5H is 50%.Then turn off the light when the luminance is 20% until the environment is bright.

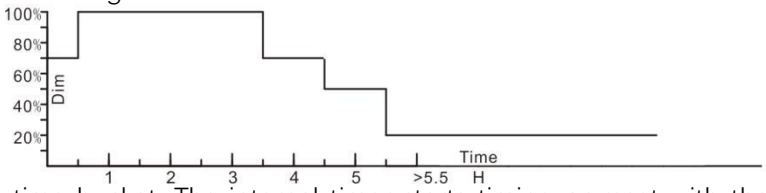

Time Bucket mode 2:

The luminance of the light changes with the time bucket. The internal timer starts timing or reset with the ambient luminance under working conditions.

The luminance is 70% in 0.5H, 0.5H-3.5H is 100%, 3.5H-4.5H is 70%, 4.5H-5.5H is 50%, 5.5H-10H is 20%.Then turn off the light when the luminance is 70% until the environment is bright.

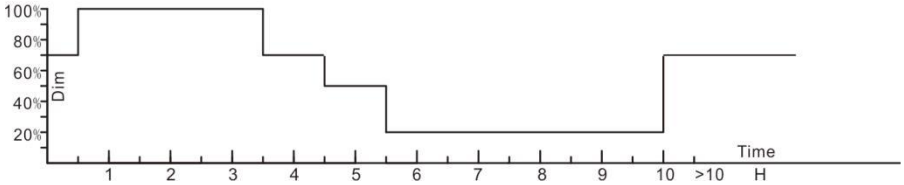

Timing mode:

1. The internal timer starts timing or reset with the ambient luminance under working conditions, Turn off the lights after 3H
2. The internal timer starts timing or reset with the ambient luminance under working conditions, Turn off the lights after 6H
3. The internal timer starts timing or reset with the ambient luminance under working conditions, Turn off the lights after 9H

Cancel timing mode:

Timing mode 3H / 6H / 9H Failure.

Test button:

TEST-Press the button, the red indicator light is on, keep 10% brightness for 1S then entering the induction s tate,after sense the movement of the object,the light brightness turn to 100%. After testing for 6S,the test mo de is automatically exited, and the red indicator light is off.

Remark:

1. Time Bucket mode/fixed mode/microwave mode can only be activated in one mode at the same time. Timing mode can be superimposed with Time Bucket mode/fixed mode/microwave mode, the lights turn off when the timing time up.
2. The photocell is always active in the non-sleep state. When the ambient luminance is dark or the infrared light is weak, the set working mode enters the active state and starts working. When the ambient luminance is brighter or the infrared is stronger, the set working mode is disabled and the light stops working.
3. Timing mode and Time bucket mode are not suitable for use in environments where there is no day or night transition.
4. Remote control operation The red working indicator light and the fixture twinkle twice

The product has memory function Memory function fails after power-off in timing mode

Microwave Sensor

Model : MSB

TOWIN Optoelectronic Co., Ltd
Website：http://www.towin-driver.com/ E-mail: cathy@towin-driver.com；sales@towin-driver.com
Address: Liuxing Rd 1 Liujia Industry Hengli Town, Dongguan, Guangdong 523473 CHINA

FCC Warning Statement

This equipment has been tested and found to comply with the limits for a Class B digital device, pursuant to part 15 of the FCC Rules. These limits are designed to provide reasonable protection against harmful interference in a residential installation. This equipment generates, uses and can radiate radio frequency energy and, if not installed and used in accordance with the instructions, may cause harmful interference to radio communications. However, there is no guarantee that interference will not occur in a particular installation. If this equipment does cause harmful interference to radio or television reception, which can be determined by turning the equipment off and on, the user is encouraged to try to correct the interference by one or more of the following measures:

• Reorient or relocate the receiving antenna.
• Increase the separation between the equipment and receiver.
• Connect the equipment into an outlet on a circuit different from that to which the receiver is connected.
• Consult the dealer or an experienced radio/TV technician for help.

Caution: Any changes or modifications to this device not explicitly approved by manufacturer could void your authority to operate this equipment.

This device complies with part 15 of the FCC Rules. Operation is subject to the following two conditions: (1) This device may not cause harmful interference, and (2) this device must accept any interference received, including interference that may cause undesired operation.

The device has been evaluated to meet general RF exposure requirement. The device can be used in portable exposure condition without restriction.