IOT Lock
User Manual

Shenzhen Hesibond IOT Technology Corp., Ltd.

Lockstitch IoT Lock Instructions Manual

V2.0.0

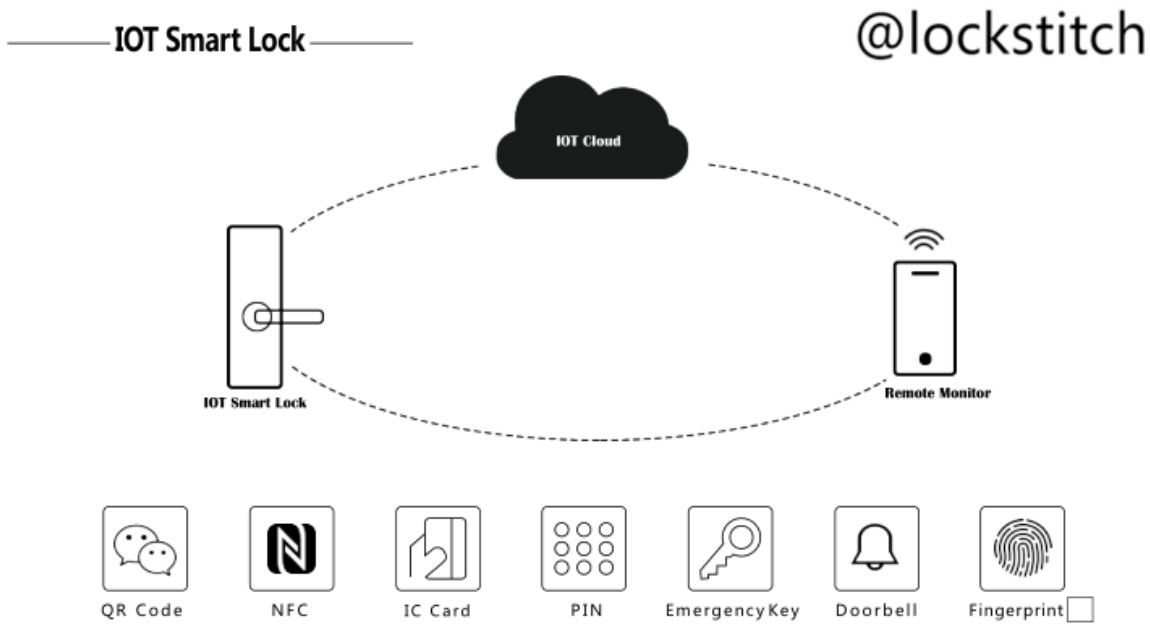

Honor produced: Shenzhen Rock Foster Information Technology Co., Ltd.

Production address: 4th floor, Shenyi Industrial Building, Nanshan Avenue, Shenzhen

Service Phone: 400-016-1008

I. Introduction to IoT Lock Parameters·····2

a) Introduction to parameters on the three-type door···2

b) Introduction of parameters on the five-type door···4

c) Introduction to gateway parameters·····6

II. Quick Guide to IoT Locks·····8

Three-type Lockstitch IoT lock appearance

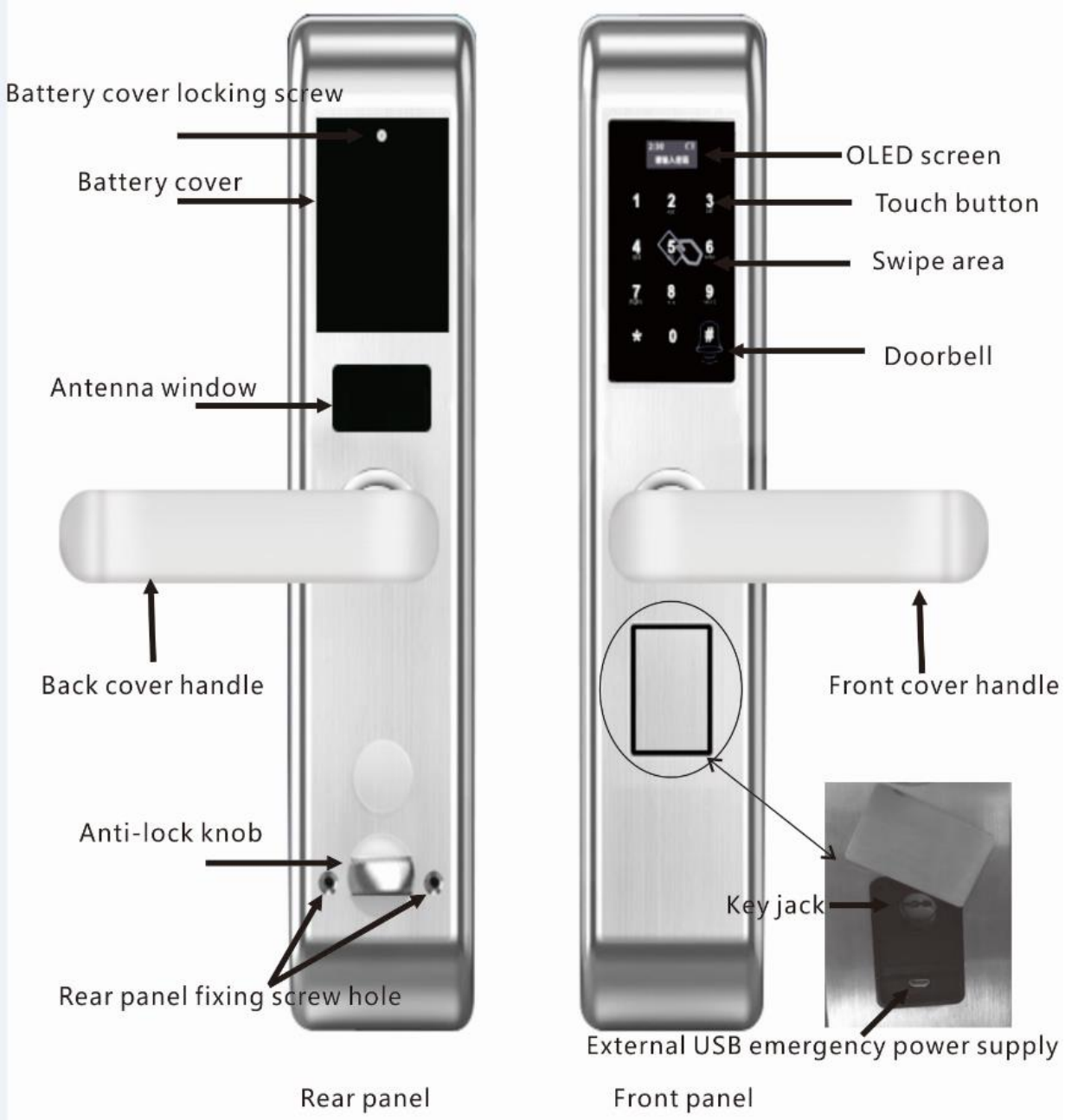

Figure 1.0 Three-type (HB-WLK-01) IoT lock appearance.

Note: When the door lock has no power, you can use the external USB emergency power supply interface to unlock.

Table 1.0 Type III (HB-WLK-01) IoT Lock Parameters

	Features	Technical Parameters
Three-type door lock	1. Standard: password + IC card + mechanical key + ID card + WeChat scan code to open the door + mobile phone remote open	Product color: rose gold, red bronze, black titanium stainless steel, etc.
	2. Anti-smash alarm + key unlock alarm + password trial open alarm + false lock alarm	Working voltage: DC 6V (four AA alkaline batteries, recommended Nanfu battery)
	3. Mobile phone remote disable / open door lock settings, a variety of door opening mode settings, 1 +1 dual mode verification to open the door	100 key capacity, 100 IC card capacity, 100 ID card capacity
	4. High-definition voice, full navigation operation	Standard mechanical key 2, 3 RFID cards
	5. Stainless steel lock body, standard 24*240MM (non-standard can be customized)	Working temperature: -25 ° C to 65 ° C
	6. Stainless steel panel, no fear of corrosion, acid and alkali, oxidation, not easy to be affected by sweat and years	Operating humidity: 5% to 95% (no condensation) Storage temperature: -40 ° C to 80 ° C
	7. Free the handle for one second or so to exchange worry-free, lift the anti-lock, press down to open the door,It can be equipped with 95% standard door on the market, which is easy to install.	Number of open doors: Open the door 20,000 times (Nanfu battery) Battery life: battery life 2 years
	8. Long life, ultra low power consumption, super C-class	Safety alarm: anti-smash alarm, key

	anti-theft lock core, effectively prevent illegal molecular shackles	unlock alarm, password input 5 times error alarm, false lock alarm
	9. Sensor anti-destructive ability: 4H pencil 20 cm continuous impact 1000 times without damage	Outdoor panel size: L: 363 x W: 83 x H: 32 (mm)
	10. Tesla black box impact without damage. Tesla hit 100 times and the door lock is still in normal use.	Indoor panel size: L: 363 x W: 83 x H: 32 (mm) Net weight: 6.75kg

Five-type Lockstitch IoT lock appearance

Table 1.1 Type 5 (HB-WLK-02) Internet of Things Lock Parameters

	Features	Technical Parameters
Type five Door lock	1. Standard: password + proximity card + mechanical key + ID card + WeChat scan code to open the door + fingerprint + mobile phone remote open	Product color: rose gold, red bronze, black titanium, optional other colors (must be 100)
	2. Anti-smash alarm + key unlock alarm + password trial open alarm + false lock alarm	Working voltage: DC 6V (four AA alkaline batteries, recommended Nanfu battery)
	3. Mobile phone remote disable / open door lock settings, a variety of door opening mode settings, 1 +1 dual mode verification to open the door	Working voltage: DC 6V (four AA alkaline batteries, recommended Nanfu battery) key capacity 100, IC card capacity 100, ID card capacity 100, fingerprint capacity 50
	4. High-definition voice, full navigation operation	Standard mechanical key 2, 3 RFID cards
	5. Stainless steel lock body, standard 24*240MM (non-standard can be customized)	Working temperature: -25 ° C to 65 ° C
	6. Zinc alloy panel, no fear of corrosion, acid and alkali, oxidation, not easy to be affected by sweat and years	Operating humidity: 5% to 95% (no condensation) Storage temperature: -40 ° C to 80 ° C
	7. Free handle for one second or so to exchange worry-free, lift anti-lock, press down to open the door, can be equipped with 95% standard door on the market, easy to install	Number of open doors: Open the door 20,000 times (Nanfu battery) Battery life: 2 years battery life (except special environment)

	8. Long life, ultra low power consumption, super C-class lock core anti-theft lock core, effectively prevent illegal molecular shackles	Safety alarm: anti-smash alarm, key unlock alarm, password input 5 times error alarm, false lock alarm
	9. Sensor anti-destructive ability: 4H pencil 20 cm continuous impact 1000 times without damage	Outdoor panel size: L: 363 x W: 83 x H: 32 (mm)
	10. Tesla black box impact without damage. Tesla hit 100 times and the door lock is still in normal use.	Indoor panel size: L: 363 x W: 83 x H: 32 (mm) Net weight: 6.75kg

LockstitchIoT lock gateway appearance



Figure 2.0 TD-LTE wireless data terminal appearance

TD-LTE wireless data terminal function: Insert a SIM flow card on the TD-LTE wireless data terminal, and the terminal receives the information link data packet information of the Internet of Things to send the information to the server. When the terminal receives an instruction from the server, the terminal is responsible for delivering the information to the door lock, and the door lock performs the door opening action. The gateway terminal assumes the role of the information transfer station.

The TD-LTE wireless data terminal has a 4G

communication module inside, and the TD-LTE gateway is connected to the platform through the SIM flow card, and the gateway opening command and the door lock state information report uploading require the gateway as an intermediate information converter. To achieve communication between the Internet of Things door lock and the platform. When the gateway is abnormal, the platform will not be able to download the command and will not receive the data packet uploaded by the door lock. At this point

A communication exception has occurred.

The information packets of the IoT door lock are encrypted by AES to ensure the integrity and importance of the data.

Gateway and door lock pairing process: Open the gateway power switch, wait 3-5 seconds, the LED red indicator flashes once every 5 seconds, use the small screwdriver inside the accessory kit to press the Link button (3-5 seconds), then when the LED When the red indicator light flashes rapidly, the door lock battery will be powered on again. When the voice “network is connected” is heard, the connection between the door

lock and the gateway is successful.

Table 2.0 Internet of Things Lock Gateway Parameters

	Serial number	Features	Technical Parameters
Internet of Things Lock Gateway TD-LTE	1	Executive standard	YD/T 2575-2013、YD/T 2576.2-2013
	2	Modulation	QPSK 、16QAM
	3	Frequency Range	Upstream: 2570 MHz – 2620 MHz Downstream: 2570 MHz – 2620 MHz
	4	Transmit power	≤23dBm
	5	DC power adapter accessories	Input: 100-240VAC, 50-60HZ, 0.5A Output: DC9.0V, 2.0A
	6	Power outage	Lithium battery: 1800mAh 3.7V (rechargeable backup lithium battery to ensure normal standby after 24 hours of AC power failure)

I. IoT Lock Quick Start Guide

Step 1:The first step: for the code network, plug the power adapter on the gateway below, turn on the power switch, and connect the door lock to the gateway code according to the code process.



Gateway and door lock pairing process: Open the gateway power switch, wait 3-5 seconds, the LED red indicator flashes once every 5 seconds, use the small screwdriver inside the accessory kit to press the Link button (3-5 seconds), then when the LED When the red indicator light flashes rapidly, the door lock battery will be powered on again. When the voice “network is connected” is heard, the connection between the door lock and the gateway is successful.

Step 2: Bind the door lock, pay attention to the 'Rock Foster' WeChat public account, open the 'User Center' -> 'Bound Door Lock' menu scan code door lock QR code, fill in the door lock name, detailed address Bind the door lock.

Step 3: When the mobile phone opens, open the public number ‘phone unlocking’ menu to verify whether the remote opening and scanning code opening is successful.

Step 4: Set the password, IC card number, fingerprint, ID card, open the ‘Service Butler’ -> ‘Unlock Settings’ menu, set the password, card number, etc.

Note: The quick-use guide makes it easy for users to quickly familiarize themselves with the operation of the public number and the operation of the door lock. For more functions and operations, please refer to the detailed description of the WeChat client at the back of the manual to help the user understand the door lock function and its features in more detail.

Shenzhen Hesibond IOT Technology Corp., Ltd.

Mailbox：aftersales @hesibond.com
URL：www.hesibond.com

FCC ID: FCC ID: 2ASI7-LKF-05-BRW

Changes or modifications not expressly approved by the party responsible for compliance could void the user's authority to operate the equipment.

This device complies with Part 15 of the FCC Rules. Operation is subject to the following two conditions: (1) this device may not cause harmful interference, and (2) this device must accept any interference received, including interference that may cause undesired operation.

This equipment has been tested and found to comply with the limits for a Class B digital device, pursuant to Part 15 of the FCC Rules. These limits are designed to provide reasonable protection against harmful interference in a residential installation. This equipment generates, uses and can radiate radio frequency energy and, if not installed and used in accordance with the instructions, may cause harmful interference to radio communications. However, there is no guarantee that interference will not occur in a particular installation.
If this equipment does cause harmful interference to radio or television reception, which can be determined by turning the equipment off and on, the user is encouraged to try to correct the interference by one or more of the following measures:
-- Reorient or relocate the receiving antenna.
-- Increase the separation between the equipment and receiver.
-- Connect the equipment into an outlet on a circuit different from that to which the receiver is connected.
-- Consult the dealer or an experienced radio/TV technician for help.

This equipment complies with FCC radiation exposure limits set forth for an uncontrolled environment. This equipment should be installed and operated with a minimum distance of 20cm between the radiator & your body. This transmitter must not be co-located or operating in conjunction with any other antenna or transmitter.