H6 Mini Manual

FCC ID:2ASJDH6-MINI

4-core A53CPU | T720 GPU | 3G DDR3 | 32G eMMc | 2.4G 5G WiFi | H.265 HDR10 | 4K 3D | 100M LAN

Exceptions Clause 1

The TV smart player only provides hardware execution, and does not contain any preloading software. The equipment is able to access to internet, all the application program that user download himself is coming from internet the 3rd party development team.

The TV smart player is not responsible for the 3rd party software rightness and legality, user should obey the local law, regulation, please do not install any irregular application program with eroticism, violence, copyright controversy contents.

The TV smart player does assure equipment compatibility with software, and we does not undertaken any responsibility or result for the illegal program download, include and not limit to system destroy or data package missing, leakage, etc. Since the software is coming from the 3rd party development team, it is hard to avoid some application program can not compatible with this equipment hardware, besides this, all the internet resource should be only used as personal study, not be used as business intention, copyright should be owned by original author, all the internet downloading data should be delete within 24 hours, otherwise user will undertake any possible negative result.

This equipment does uploading any application or installation directly, include modification, revise, trim the application program, therefore we do not responsible for legal liability regarding with all the defects of right or violate legal interest (include but not limit to : patent right, trademark right, copyrights and neighboring right of copyright such as rights of portrait, privacy and reputation etc) any personal or subcontractor loss related with above illegal application program will be undertaken by application developer or application submitter.

When any unit or personal find the software installed in this equipment being involved into an illegal infringement act suspect, he or she should feedback quickly with written declaration with citizen ID card, ownership certification and detail infringement situation, and delete the accused software as soon as possible.

Caution Items 2

Warning: to reduce fire or shock hazard probability, this equipment can't be exposed or be contacted with rain or moisture or heat source, or the above possible environment.

Important items!

- This equipment should be avoided any exposure in sunshine, artificial light, such as projector lamp directly.
- This equipment must be arranged, placed, connected with user manual strictly.
- This equipment must be placed on fixed surface to avoid any unexpected damage.
- Don't place any object on the equipment.
- Don't place or expose this equipment in high moisture, storm or rain, heat source.
- This equipment can only be used in clean household environment, room temperature between -10~40℃
- Please reserve enough space around this equipment to assure sufficient ventilation!
- Please don't connect main power until all the cable well inserted.
- Please don't try to disassemble this equipment unless under a qualified repair or service staff.
- It is normal for slight hotness creation in the equipment during long working status.
- For shut off AC power supply completely, please turn off remote controller first, then pull out the attaching plug on the socket.

Maintenance 3

If this equipment is verified damage or defect under normal working status by our company technical staff, we will provide repair and components replacement service freely(HK local hand carry for maintenance), the damaged components should return to our company.
The following status will not list to guaranteed free repair scope, I Change World Company Limited will list them to charge repair or no repair scope: manual damage, improper repair by user, main engine or spare parts into water, disobey user manual, change software version etc.

Guarantee period or maintenance:
Our company will provide the following guarantee service since the purchasing date to guarantee period(chassis, attachment or partial components will not be included)

- The TV smart player main engine: 12 months
- Spare parts(Remote controller, Power cable, HDMI cable, AV cable): 3 months

Caution:

(Guarantee period is calculated from the date of sale invoices or sign the equipment receiving, main engine: 12 month, Spare parts: 3 month)

Dear honored customer, please keep the original purchasing invoice in good status and send the maintenance card with detail information as maintenance certification within 30 days of purchasing date.

Remote Controller 4

POWER: Press to turn on/off.
MUTE: Press to turn on/off volume.
MEDIA: Press to open video player.
TV: Press to open Youtube application.
WEB: Press to open Google chrome application.
APP: Press to enter more app.
Vol-: Press to decrease the volume.
FR: Press to rewind when playing video.
FF: Press to fast forward when playing video.
Vol+: Press to increase the volume.
HOME: Fast key to go back to main menu.
RETURN: Press return back to previous menu.
Navigation: Press to navigate left/right/up/down.
Press OK to confirm your choice.
MENU: Press to choose function menu of corresponding application in video, music, photo and website.
Mouse: Fast key to go back to mouse.
Number keypad 0~9 : Press to input Arabic number.
Backspace: Press to back.

System UI 5



One device at home, all the world you have. Android box makes your world more wonderful. You're worth it.

Packing List 6

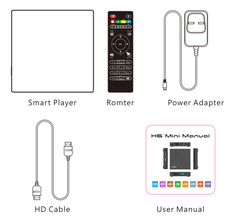

Connections Ports 7

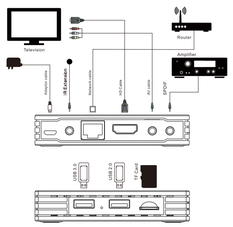

Ethernet Connections 8

Ethernet Setting

Connect to the Ethernet cable, Setting> More> Ethernet, Plug in Lan cable if show the IP address, that the Ethernet connect is ok.

Wireless Connections 9

Wi-Fi Setting

Setting> Wi-Fi > Turn on the Wi-Fi network from the upper right corner, System will start scanning available Wi-Fi networks around you automatically.

Top Tips :

The TV smart player support 2.4/5.8Ghz double band Wi-Fi Router, if the home device supports dual band wireless router, we strongly recommended to select the 5.8G band to connect to the internet. Because the high frequency transmission speed is faster and more stable.

Uninstall Applications 10

Uninstall Apps

Setting> Apps : Select the Applications that you want to remove, click upper right corner "UNINSTALL" and choose "OK"

Factory Reset 11

Factory Reset

Settings > Reset TV Box > Factory data reset > RESET TV BOX > Select "ERASE EVERYTHING" System begin reset.

Technical Specifications 12

Product range	SMART PLAYER TV BOX
Size	(L) 116 X(W)108 X (H) 23mm
Environmental	Operating Temperature : -10~40°C Operating Humidity : 20~80%(RH)
Video	Video Out : AV/HD 2160/1080P UHD 4K (3840x2160K)
Audio	Audio Out : AV/HD/SPDIF
Power supply	Input 110V ~ 240V Output 5V 2A
Power	≤10W
Standby power	≤0.5W
Net weight	≤300g

- The interface and functions shown in this User Guide are provided for reference only and may differ from actual product appearance. Product design and specifications may be changed without notice.
- power button of remote controller only for keep this stay in standby mode, For shut off AC power supply completely, please turn off the power of the remote controller first, then pull out the attaching plug on the socket.

Product Features 13

- Operating system: Android 7.0 or 7.1 higher version
- Cortex A53 8-core(CPU+GPU) high-performance solution
- Support 2.4Ghz or 5.8Ghz(options) Wi-fi
- Support blue-tooth 4.1+
- Support HD 4K【3840*2160】output
- Support 4K 60FPS HDR 10bit Decoder
- Support MKV / WMV / MPG / AVI / MP4 video format
- Support MP3 / AAC / WMA / APE / FLC audio format
- Support JPG / BMP / PNG photo format
- Support SRT / SUB subtitles format
- Support for external subtitles, embedded subtitles display
- Support files classification play
- Support traditional / simplified / english operation interface
- Special interface, full remote control Allow users to easily view wonderful programs

FCC Warning

This device complies with part 15 of the FCC Rules. Operation is subject to the following two conditions: (1) This device may not cause harmful interference, and (2) this device must accept any interference received, including interference that may cause undesired operation.

Any Changes or modifications not expressly approved by the party responsible for compliance could void the user's authority to operate the equipment.

Note: This equipment has been tested and found to comply with the limits for a Class B digital device, pursuant to part 15 of the FCC Rules. These limits are designed to provide reasonable protection against harmful interference in a residential installation. This equipment generates uses and can radiate radio frequency energy and, if not installed and used in accordance with the instructions, may cause harmful interference to radio communications. However, there is no guarantee that interference will not occur in a particular installation. If this equipment does cause harmful interference to radio or television reception, which can be determined by turning the equipment off and on, the user is encouraged to try to correct the interference by one or more of the following measures:

-Reorient or relocate the receiving antenna.

-Increase the separation between the equipment and receiver.

-Connect the equipment into an outlet on a circuit different from that to which the receiver is connected.

-Consult the dealer or an experienced radio/TV technician for help.

*RF warning for Mobile device:

This equipment complies with FCC radiation exposure limits set forth for an uncontrolled environment. This equipment should be installed and operated with minimum distance 20cm between the radiator & your body.