Measurement Results

1-6031/18-02-06_Annex_MR_A_1

Test logging

This addendum is electronically signed and valid without handwritten signature.
For verification of the electronic signatures, the public keys can be requested at the testing laboratory.

Document authorized:

cn=Mihail Dorongovskij, o=CTC advanced GmbH, ou=DOR-281116, email=Mihail.Dorongovskij@ctcadvanced.com, c=DE
2019.04.24 13:21:32 +02'00'

Mihail Dorongovskij
Lab Manager
Radio Communications & EMC

Table of Content

IUT Summary 3
1. Common2G4 Peak Output Power conducted 3MHz_3MHz BT Classic Basic rate 4
2. Common2G4 Peak Output Power conducted 3MHz_3MHz BT Classic EDR Pi/4DQPSK 8
3. Common2G4 Peak Output Power conducted 3MHz_3MHz BT Classic EDR 8DPSK 12
4. FCC Part 15.247 Maximum Peak Conducted Output Power FHSS BT Classic Basic rate 16
5. FCC Part 15.247 Maximum Peak Conducted Output Power FHSS BT Classic EDR Pi/4DQPSK 20
6. FCC Part 15.247 Maximum Peak Conducted Output Power FHSS BT Classic EDR 8DPSK 24
7. FCC Part 15.247 Number Of Hopping Channels FHSS BT Classic Basic rate 28
8. FCC Part 15.247 Carrier Frequency Separation FHSS BT Classic Basic rate 32
9. FCC Part 15.247 Bandwidth 99PCT - 20dB BT Classic Basic rate 35
10. FCC Part 15.247 Bandwidth 99PCT - 20dB BT Classic EDR Pi/4DQPSK 43
11. FCC Part 15.247 Bandwidth 99PCT - 20dB BT Classic EDR 8DPSK 51
12. FCC Part 15.247 TX Spurious Conduced BT Classic Basic rate 59
13. FCC Part 15.247 TX Spurious Conduced BT Classic EDR 8DPSK 64
14. FCC Part 15.247 TX Spurious Conduced BT Classic EDR Pi/4DQPSK 69

IUT Summary

IUT DEFINITION	
Manufacturer	innogySE
Type	Ladestation „ACCU 3.0“
Serial No.	conducted Sample #1
Setup No.	NI
SW Version	NI
HW Version	NI
Comment 1	NI
Comment 2	NI

IUT Common Settings	
Tlow [°C]	20
Tmid [°C]	20
Thigh [°C]	20
Vlow [V]	115
Vmid [V]	115
Vhigh [V]	115
Imax [A]	1
Auto Control enabled Power Supply | Climatic Box	No | No
Antenna Gain [dBi]	0
Additional Path Loss [dB]	1

IUT Common Settings BT Classic	
Intermodulation Value N	3
Image Freq. Low | Mid | High [MHz]	0 | 0 | 0
Power Class	2
Power Control	Enhanced
Longest Supported Packet Type	DH5
RF Supported	Basic Rate True | EDR Pi/4DQPSK True | EDR 8DPSK True
Testmode	LOOPback
Perform Inquiry	Yes
IUT BT Address	0123456789AB
Signaling BT Addess	BABEBEDADBAD
Switch Matrix & Pathcompensation enabled	Yes

1. Common2G4 Peak Output Power conducted 3MHz_3MHz BT Classic Basic rate

Test References	
TC Start	29.01.2019 15:14:00
System Version	1.0.0.13
Test Specification	None
Test Method	
Class / TC Version / TC ID	TC_VM_Common2G4_Peak_Output_Power_Conducted_3MHz_3MHz_V01 Version: 0.0.1 | TCID_Common2G4_1
My Description	Peak Output Power conducted 3MHz/3MHz - BT Classic Basic Rate
Add. Information	

Test Parameter	
Technology to test	BT Classic Basic rate
Antenna Port used	1
Temperature	mid
Voltage	mid
Frequency low to test	True | Freq [MHz] 2402
Frequency mid to test	True | Freq [MHz] 2441
Frequency high to test	True | Freq [MHz] 2480
Pattern	PRBS9
Switched Path	IUT - SignalingUnit - SpectrumAnalyzer
Devices in use	SigBT: Rohde&Schwarz,CMW,1201.0002k75/100683,3.7.70 | SA: Rohde&Schwarz,FSV-30,1321.3008K30/103809,3.40

Test at TX 2402 MHz

RESULT: BT Classic Connection check					
Test Description	Lower Limit	Upper Limit	Measured	Unit	Verdict
Connection result	---	---	---	--	TCON

READ SA SETTINGS:	
Ref. Level [dBm]	10.66
Ref. Lev. offs [dB]	10.79
Input Attenuation [dB]	15
Freq. Start [MHz]	2399.500
Freq. Stop [MHz]	2404.500
Resolution BW. [MHz]	3.000000
Video BW. [MHz]	3.000000
Detector	POS
Sweep Time [ms]	1000
Sweep Points/Section	1001
Sweep Count	10
Sweep Mode	MAXH
Used Sweep Type	SWE

RESULT: TC_VM_Common2G4_Peak_Output_Power_Conducted_3MHz_3MHz_V01					
Test Description	Lower Limit	Upper Limit	Measured	Unit	Verdict
Peak Power	---	30.00	0.76	dBm	Information
Peak Power	---	1000	1.191242	mW	Information
Frequency at Peak	---	---	2402.11	MHz	Information

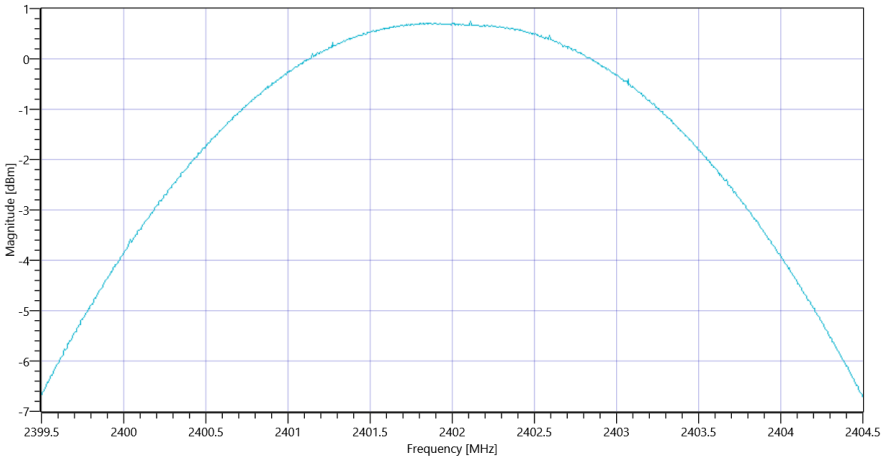

Plot_Common2G4 Peak Output Power conducted 3MHz_3MHz BT Classic Basic rate_29012019_151431.png

Test at TX 2441 MHz

RESULT: BT Classic Connection check					
Test Description	Lower Limit	Upper Limit	Measured	Unit	Verdict
Connection result	---	---	---	--	TCON

READ SA SETTINGS:	
Ref. Level [dBm]	12.91
Ref. Lev. offs [dB]	10.91
Input Attenuation [dB]	20
Freq. Start [MHz]	2438.500
Freq. Stop [MHz]	2443.500
Resolution BW. [MHz]	3.000000
Video BW. [MHz]	3.000000
Detector	POS
Sweep Time [ms]	1000
Sweep Points/Section	1001
Sweep Count	10
Sweep Mode	MAXH
Used Sweep Type	SWE

RESULT: TC_VM_Common2G4_Peak_Output_Power_Conducted_3MHz_3MHz_V01					
Test Description	Lower Limit	Upper Limit	Measured	Unit	Verdict
Peak Power	---	30.00	3.08	dBm	Information
Peak Power	---	1000	2.032357	mW	Information
Frequency at Peak	---	---	2440.945	MHz	Information

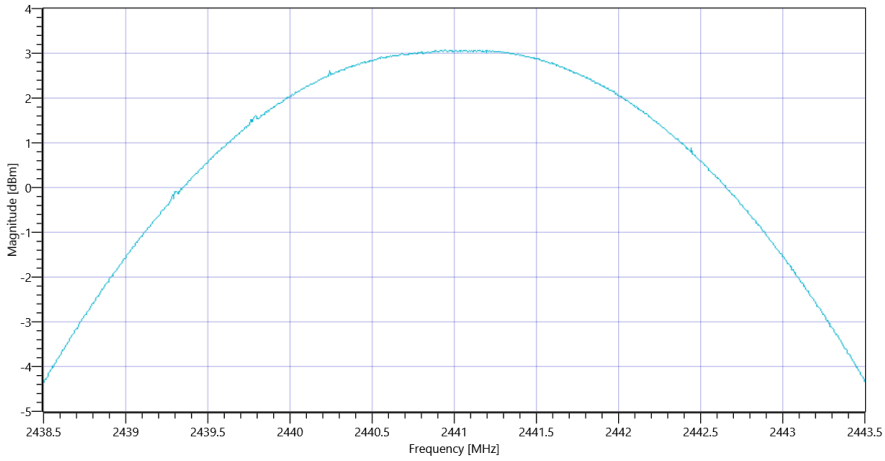

Plot_Common2G4 Peak Output Power conducted 3MHz_3MHz BT Classic Basic rate_29012019_151455.png

Test at TX 2480 MHz

RESULT: BT Classic Connection check					
Test Description	Lower Limit	Upper Limit	Measured	Unit	Verdict
Connection result	---	---	---	--	TCON

READ SA SETTINGS:	
Ref. Level [dBm]	12.23
Ref. Lev. offs [dB]	10.96
Input Attenuation [dB]	20
Freq. Start [MHz]	2477.500
Freq. Stop [MHz]	2482.500
Resolution BW. [MHz]	3.000000
Video BW. [MHz]	3.000000
Detector	POS
Sweep Time [ms]	1000
Sweep Points/Section	1001
Sweep Count	10
Sweep Mode	MAXH
Used Sweep Type	SWE

RESULT: TC_VM_Common2G4_Peak_Output_Power_Conducted_3MHz_3MHz_V01					
Test Description	Lower Limit	Upper Limit	Measured	Unit	Verdict
Peak Power	---	30.00	2.44	dBm	Information
Peak Power	---	1000	1.753881	mW	Information
Frequency at Peak	---	---	2479.86	MHz	Information

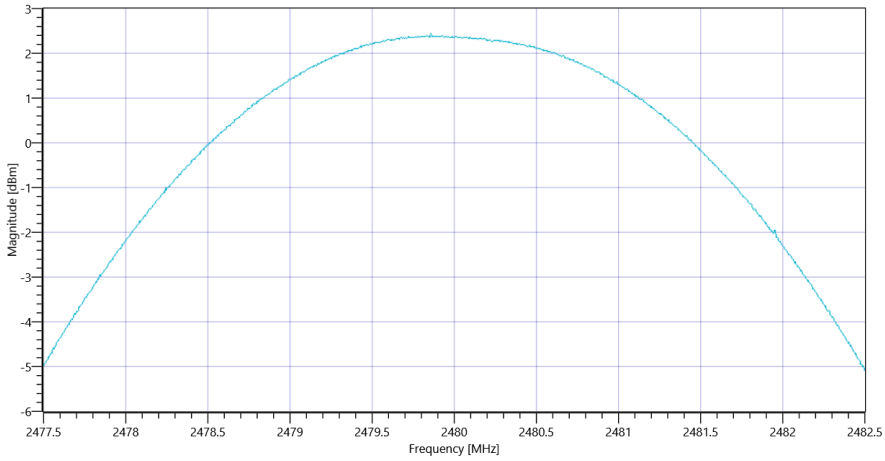

Plot_Common2G4 Peak Output Power conducted 3MHz_3MHz BT Classic Basic rate_29012019_151519.png

TEST FINISHED		
General Verdict	29.01.2019 15:15:20 / RT: 79 s	PASS

2. Common2G4 Peak Output Power conducted 3MHz_3MHz BT Classic EDR Pi/4DQPSK

Test References	
TC Start	29.01.2019 15:15:21
System Version	1.0.0.13
Test Specification	None
Test Method	
Class / TC Version / TC ID	TC_VM_Common2G4_Peak_Output_Power_Conducted_3MHz_3MHz_V01 Version: 0.0.1 | TCID_Common2G4_1
My Description	Peak Output Power conducted 3MHz/3MHz - BT Classic EDR Pi/4DQPSK
Add. Information	

Test Parameter	
Technology to test	BT Classic EDR Pi/4DQPSK
Antenna Port used	1
Temperature	mid
Voltage	mid
Frequency low to test	True | Freq [MHz] 2402
Frequency mid to test	True | Freq [MHz] 2441
Frequency high to test	True | Freq [MHz] 2480
Pattern	PRBS9
Switched Path	IUT - SignalingUnit - SpectrumAnalyzer
Devices in use	SigBT: Rohde&Schwarz,CMW,1201.0002k75/100683,3.7.70 | SA: Rohde&Schwarz,FSV-30,1321.3008K30/103809,3.40

Test at TX 2402 MHz

RESULT: BT Classic Connection check					
Test Description	Lower Limit	Upper Limit	Measured	Unit	Verdict
Connection result	---	---	---	--	TCON

READ SA SETTINGS:	
Ref. Level [dBm]	11.09
Ref. Lev. offs [dB]	10.79
Input Attenuation [dB]	20
Freq. Start [MHz]	2398.750
Freq. Stop [MHz]	2405.250
Resolution BW. [MHz]	3.000000
Video BW. [MHz]	3.000000
Detector	POS
Sweep Time [ms]	1000
Sweep Points/Section	1001
Sweep Count	10
Sweep Mode	MAXH
Used Sweep Type	SWE

RESULT: TC_VM_Common2G4_Peak_Output_Power_Conducted_3MHz_3MHz_V01					
Test Description	Lower Limit	Upper Limit	Measured	Unit	Verdict
Peak Power	---	30.00	1.89	dBm	Information
Peak Power	---	1000	1.545254	mW	Information
Frequency at Peak	---	---	2402.032	MHz	Information

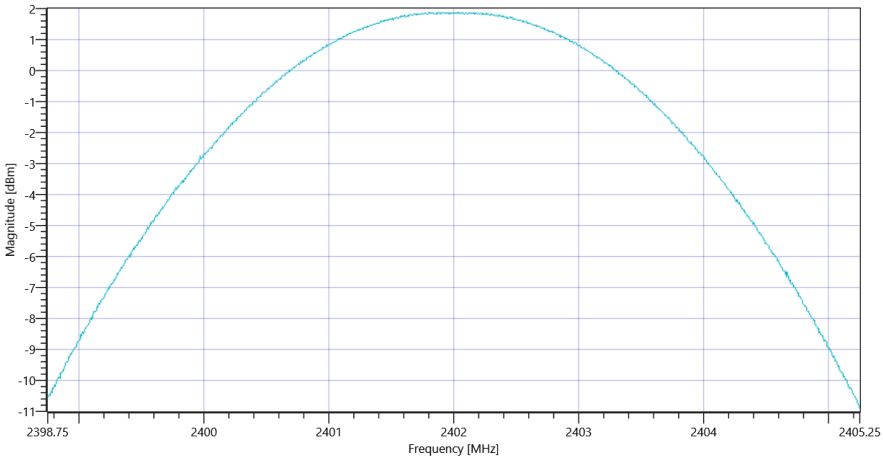

Plot_Common2G4 Peak Output Power conducted 3MHz_3MHz BT Classic EDR Pi-4DQPSK_29012019_151550.png

Test at TX 2441 MHz

RESULT: BT Classic Connection check					
Test Description	Lower Limit	Upper Limit	Measured	Unit	Verdict
Connection result	---	---	---	--	TCON

READ SA SETTINGS:	
Ref. Level [dBm]	13.20
Ref. Lev. offs [dB]	10.91
Input Attenuation [dB]	20
Freq. Start [MHz]	2437.750
Freq. Stop [MHz]	2444.250
Resolution BW. [MHz]	3.000000
Video BW. [MHz]	3.000000
Detector	POS
Sweep Time [ms]	1000
Sweep Points/Section	1001
Sweep Count	10
Sweep Mode	MAXH
Used Sweep Type	SWE

RESULT: TC_VM_Common2G4_Peak_Output_Power_Conducted_3MHz_3MHz_V01					
Test Description	Lower Limit	Upper Limit	Measured	Unit	Verdict
Peak Power	---	30.00	4.26	dBm	Information
Peak Power	---	1000	2.666859	mW	Information
Frequency at Peak	---	---	2441.169	MHz	Information

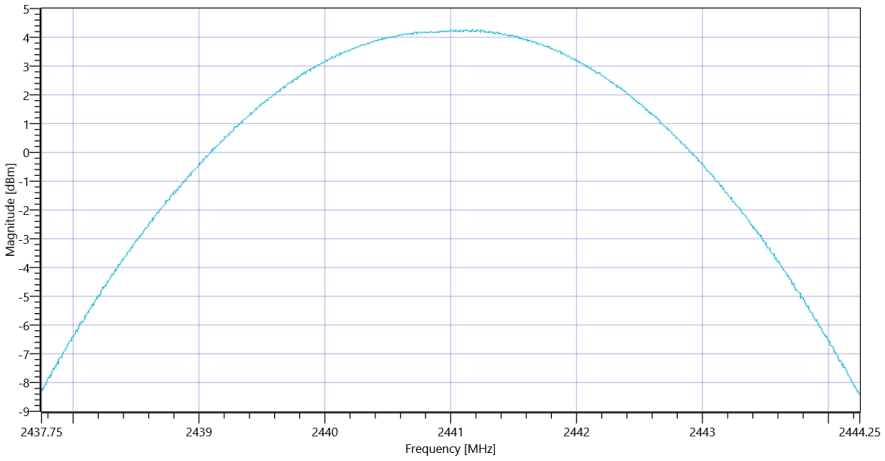

Plot_Common2G4 Peak Output Power conducted 3MHz_3MHz BT Classic EDR Pi-4DQPSK_29012019_151614.png

Test at TX 2480 MHz

RESULT: BT Classic Connection check					
Test Description	Lower Limit	Upper Limit	Measured	Unit	Verdict
Connection result	---	---	---	--	TCON

READ SA SETTINGS:	
Ref. Level [dBm]	12.64
Ref. Lev. offs [dB]	10.96
Input Attenuation [dB]	20
Freq. Start [MHz]	2476.750
Freq. Stop [MHz]	2483.250
Resolution BW. [MHz]	3.000000
Video BW. [MHz]	3.000000
Detector	POS
Sweep Time [ms]	1000
Sweep Points/Section	1001
Sweep Count	10
Sweep Mode	MAXH
Used Sweep Type	SWE

RESULT: TC_VM_Common2G4_Peak_Output_Power_Conducted_3MHz_3MHz_V01					
Test Description	Lower Limit	Upper Limit	Measured	Unit	Verdict
Peak Power	---	30.00	3.55	dBm	Information
Peak Power	---	1000	2.264644	mW	Information
Frequency at Peak	---	---	2479.903	MHz	Information

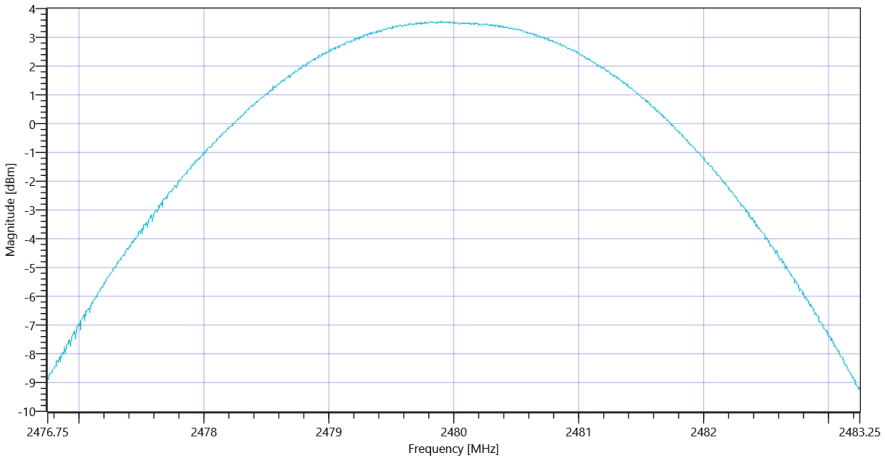

Plot_Common2G4 Peak Output Power conducted 3MHz_3MHz BT Classic EDR Pi-4DQPSK_29012019_151639.png

TEST FINISHED		
General Verdict	29.01.2019 15:16:39 / RT: 77 s	PASS

3. Common2G4 Peak Output Power conducted 3MHz_3MHz BT Classic EDR 8DPSK

Test References	
TC Start	29.01.2019 16:26:10
System Version	1.0.0.13
Test Specification	None
Test Method	
Class / TC Version / TC ID	TC_VM_Common2G4_Peak_Output_Power_Conducted_3MHz_3MHz_V01 Version: 0.0.1 | TCID_Common2G4_1
My Description	Peak Output Power conducted 3MHz/3MHz - BT Classic 8DPSK
Add. Information	

Test Parameter	
Technology to test	BT Classic EDR 8DPSK
Antenna Port used	1
Temperature	mid
Voltage	mid
Frequency low to test	True | Freq [MHz] 2402
Frequency mid to test	True | Freq [MHz] 2441
Frequency high to test	True | Freq [MHz] 2480
Pattern	PRBS9
Switched Path	IUT - SignalingUnit - SpectrumAnalyzer
Devices in use	SigBT: Rohde&Schwarz,CMW,1201.0002k75/100683,3.7.70 | SA: Rohde&Schwarz,FSV-30,1321.3008K30/103809,3.40

Test at TX 2402 MHz

RESULT: BT Classic Connection check					
Test Description	Lower Limit	Upper Limit	Measured	Unit	Verdict
Connection result	---	---	---	--	TCON

READ SA SETTINGS:	
Ref. Level [dBm]	10.99
Ref. Lev. offs [dB]	10.79
Input Attenuation [dB]	20
Freq. Start [MHz]	2398.750
Freq. Stop [MHz]	2405.250
Resolution BW. [MHz]	3.000000
Video BW. [MHz]	3.000000
Detector	POS
Sweep Time [ms]	1000
Sweep Points/Section	1001
Sweep Count	10
Sweep Mode	MAXH
Used Sweep Type	SWE

RESULT: TC_VM_Common2G4_Peak_Output_Power_Conducted_3MHz_3MHz_V01					
Test Description	Lower Limit	Upper Limit	Measured	Unit	Verdict
Peak Power	---	30.00	1.79	dBm	Information
Peak Power	---	1000	1.51008	mW	Information
Frequency at Peak	---	---	2402.032	MHz	Information

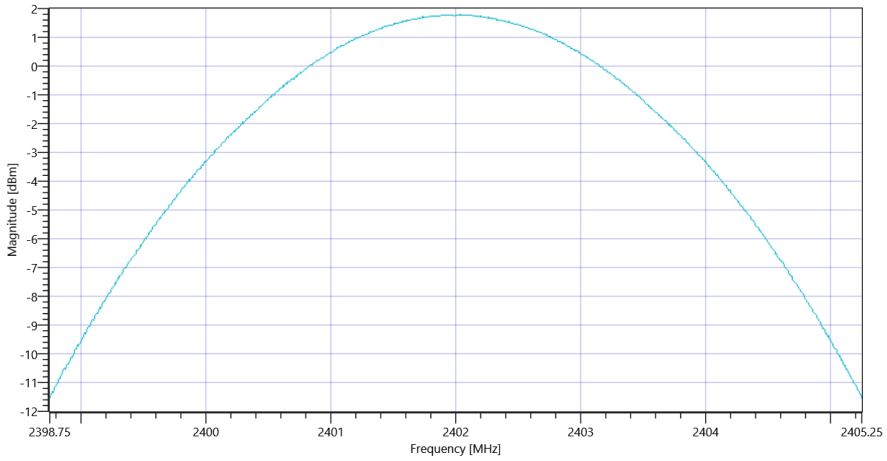

Plot_Common2G4 Peak Output Power conducted 3MHz_3MHz BT Classic EDR 8DPSK_29012019_162639.png

Test at TX 2441 MHz

RESULT: BT Classic Connection check					
Test Description	Lower Limit	Upper Limit	Measured	Unit	Verdict
Connection result	---	---	---	--	TCON

READ SA SETTINGS:	
Ref. Level [dBm]	12.92
Ref. Lev. offs [dB]	10.91
Input Attenuation [dB]	20
Freq. Start [MHz]	2437.750
Freq. Stop [MHz]	2444.250
Resolution BW. [MHz]	3.000000
Video BW. [MHz]	3.000000
Detector	POS
Sweep Time [ms]	1000
Sweep Points/Section	1001
Sweep Count	10
Sweep Mode	MAXH
Used Sweep Type	SWE

RESULT: TC_VM_Common2G4_Peak_Output_Power_Conducted_3MHz_3MHz_V01					
Test Description	Lower Limit	Upper Limit	Measured	Unit	Verdict
Peak Power	---	30.00	4.17	dBm	Information
Peak Power	---	1000	2.612161	mW	Information
Frequency at Peak	---	---	2440.974	MHz	Information

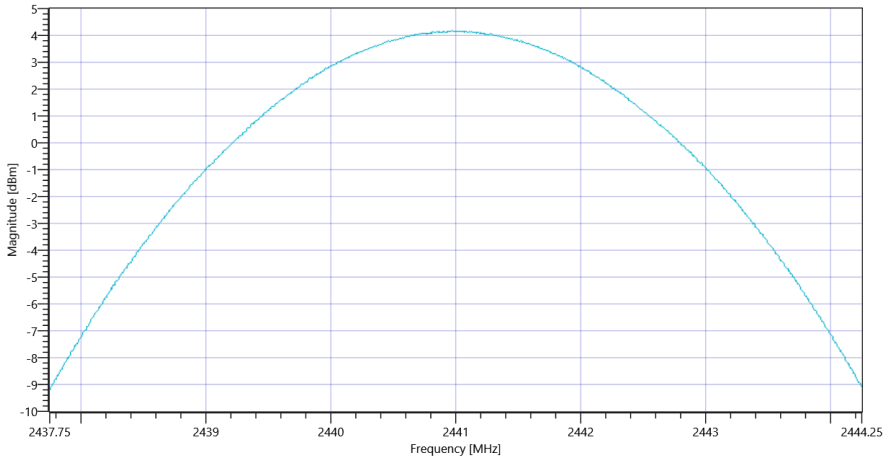

Plot_Common2G4 Peak Output Power conducted 3MHz_3MHz BT Classic EDR 8DPSK_29012019_162703.png

Test at TX 2480 MHz

RESULT: BT Classic Connection check					
Test Description	Lower Limit	Upper Limit	Measured	Unit	Verdict
Connection result	---	---	---	--	TCON

READ SA SETTINGS:	
Ref. Level [dBm]	12.20
Ref. Lev. offs [dB]	10.96
Input Attenuation [dB]	20
Freq. Start [MHz]	2476.750
Freq. Stop [MHz]	2483.250
Resolution BW. [MHz]	3.000000
Video BW. [MHz]	3.000000
Detector	POS
Sweep Time [ms]	1000
Sweep Points/Section	1001
Sweep Count	10
Sweep Mode	MAXH
Used Sweep Type	SWE

RESULT: TC_VM_Common2G4_Peak_Output_Power_Conducted_3MHz_3MHz_V01					
Test Description	Lower Limit	Upper Limit	Measured	Unit	Verdict
Peak Power	---	30.00	3.37	dBm	Information
Peak Power	---	1000	2.172701	mW	Information
Frequency at Peak	---	---	2480.046	MHz	Information

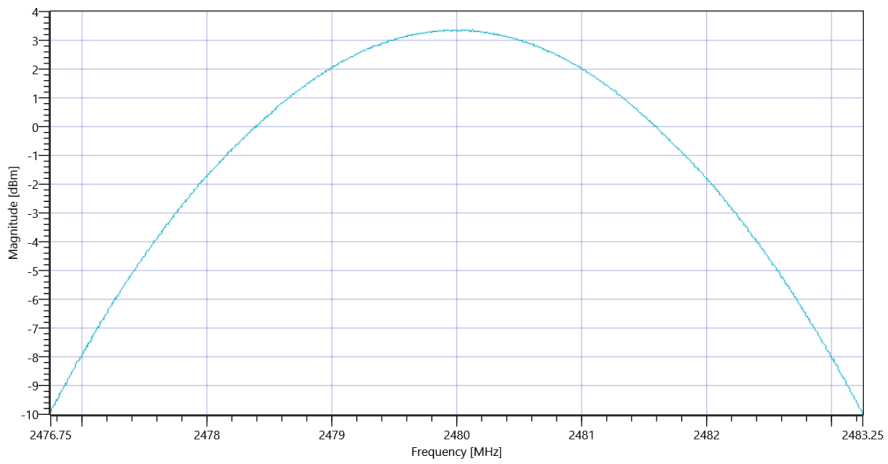

Plot_Common2G4 Peak Output Power conducted 3MHz_3MHz BT Classic EDR 8DPSK_29012019_162727.png

TEST FINISHED		
General Verdict	29.01.2019 16:27:28 / RT: 78 s	PASS

4. FCC Part 15.247 Maximum Peak Conducted Output Power FHSS BT Classic Basic rate

Test References	
TC Start	29.01.2019 15:17:03
System Version	1.0.0.13
Test Specification	FCC Part 15.247
Test Method	
Class / TC Version / TC ID	TC_VM_FCC15247_Maximum_Peak_Conducted_Output_Power_FHSS_V01 Version: 0.0.1 | TCID_FCC15247_4
My Description	FCC 15.247 Maximum Peak Output Power Conducted FHSS - BT Classic Basic Rate
Add. Information	

Test Parameter	
Technology to test	BT Classic Basic rate
Antenna Port used	1
Temperature	mid
Voltage	mid
Frequency low to test	True | Freq [MHz] 2402
Frequency mid to test	True | Freq [MHz] 2441
Frequency high to test	True | Freq [MHz] 2480
Pattern	PRBS9
Switched Path	IUT - SignalingUnit - SpectrumAnalyzer
Devices in use	SigBT: Rohde&Schwarz,CMW,1201.0002k75/100683,3.7.70 | SA: Rohde&Schwarz,FSV-30,1321.3008K30/103809,3.40

Test at TX 2402 MHz

RESULT: BT Classic Connection check					
Test Description	Lower Limit	Upper Limit	Measured	Unit	Verdict
Connection result	---	---	---	--	TCON

READ SA SETTINGS:	
Ref. Level [dBm]	10.69
Ref. Lev. offs [dB]	10.79
Input Attenuation [dB]	15
Freq. Start [MHz]	2399.500
Freq. Stop [MHz]	2404.500
Resolution BW. [MHz]	3.000000
Video BW. [MHz]	10.000000
Detector	POS
Sweep Time [ms]	1000
Sweep Points/Section	1001
Sweep Count	10
Sweep Mode	MAXH
Used Sweep Type	SWE

RESULT: TC_VM_FCC15247_Maximum_Peak_Conducted_Output_Power_FHSS_V01					
Test Description	Lower Limit	Upper Limit	Measured	Unit	Verdict
Peak Power	---	30.00	0.77	dBm	PASS
Peak Power	---	1000	1.193988	mW	PASS
Frequency at Peak	---	---	2401.855	MHz	Information

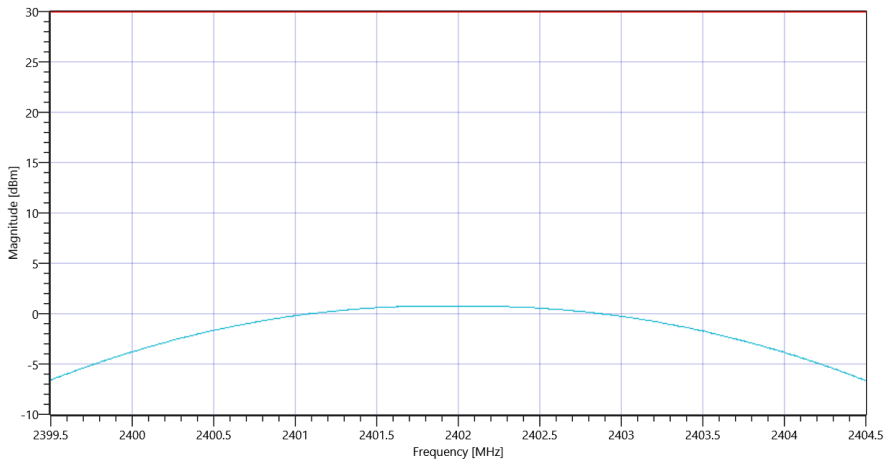

Plot_FCC Part 15.247 Maximum Peak Conducted Output Power FHSS BT Classic Basic rate_29012019_151732.png

Test at TX 2441 MHz

RESULT: BT Classic Connection check					
Test Description	Lower Limit	Upper Limit	Measured	Unit	Verdict
Connection result	---	---	---	--	TCON

READ SA SETTINGS:	
Ref. Level [dBm]	12.97
Ref. Lev. offs [dB]	10.91
Input Attenuation [dB]	20
Freq. Start [MHz]	2438.500
Freq. Stop [MHz]	2443.500
Resolution BW. [MHz]	3.000000
Video BW. [MHz]	10.000000
Detector	POS
Sweep Time [ms]	1000
Sweep Points/Section	1001
Sweep Count	10
Sweep Mode	MAXH
Used Sweep Type	SWE

RESULT: TC_VM_FCC15247_Maximum_Peak_Conducted_Output_Power_FHSS_V01					
Test Description	Lower Limit	Upper Limit	Measured	Unit	Verdict
Peak Power	---	30.00	3.21	dBm	PASS
Peak Power	---	1000	2.094112	mW	PASS
Frequency at Peak	---	---	2441.19	MHz	Information

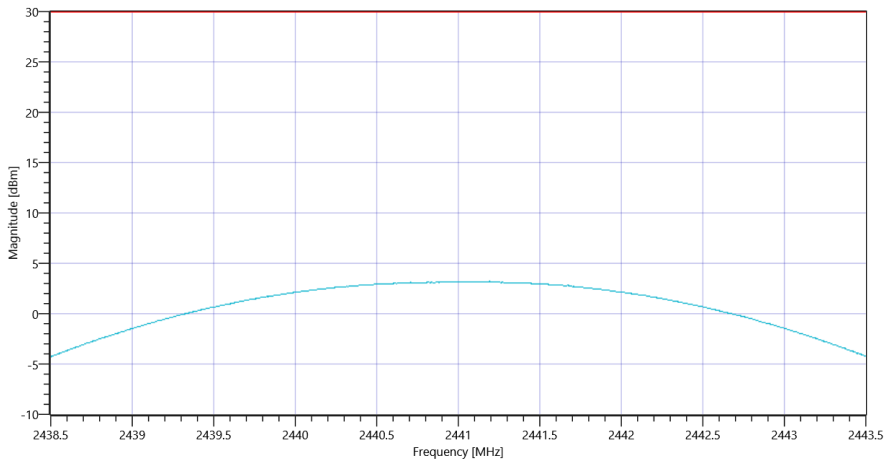

Plot_FCC Part 15.247 Maximum Peak Conducted Output Power FHSS BT Classic Basic rate_29012019_151756.png

Test at TX 2480 MHz

RESULT: BT Classic Connection check					
Test Description	Lower Limit	Upper Limit	Measured	Unit	Verdict
Connection result	---	---	---	--	TCON

READ SA SETTINGS:	
Ref. Level [dBm]	12.24
Ref. Lev. offs [dB]	10.96
Input Attenuation [dB]	20
Freq. Start [MHz]	2477.500
Freq. Stop [MHz]	2482.500
Resolution BW. [MHz]	3.000000
Video BW. [MHz]	10.000000
Detector	POS
Sweep Time [ms]	1000
Sweep Points/Section	1001
Sweep Count	10
Sweep Mode	MAXH
Used Sweep Type	SWE

RESULT: TC_VM_FCC15247_Maximum_Peak_Conducted_Output_Power_FHSS_V01					
Test Description	Lower Limit	Upper Limit	Measured	Unit	Verdict
Peak Power	---	30.00	2.46	dBm	PASS
Peak Power	---	1000	1.761976	mW	PASS
Frequency at Peak	---	---	2479.895	MHz	Information

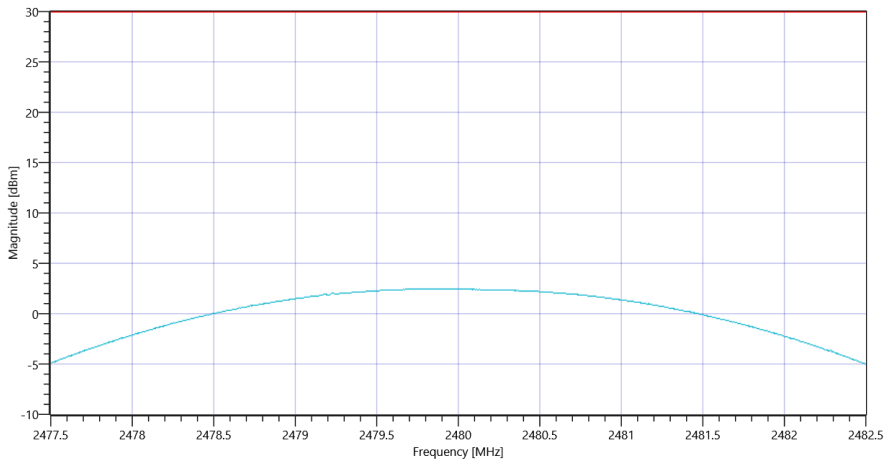

Plot_FCC Part 15.247 Maximum Peak Conducted Output Power FHSS BT Classic Basic rate_29012019_151820.png

TEST FINISHED		
General Verdict	29.01.2019 15:18:20 / RT: 77 s	PASS

5. FCC Part 15.247 Maximum Peak Conducted Output Power FHSS BT Classic EDR Pi/4DQPSK

Test References	
TC Start	29.01.2019 15:18:22
System Version	1.0.0.13
Test Specification	FCC Part 15.247
Test Method	
Class / TC Version / TC ID	TC_VM_FCC15247_Maximum_Peak_Conducted_Output_Power_FHSS_V01 Version: 0.0.1 | TCID_FCC15247_4
My Description	FCC 15.247 Maximum Peak Output Power Conducted FHSS - BT Classic EDR Pi/4DQPSK
Add. Information	

Test Parameter	
Technology to test	BT Classic EDR Pi/4DQPSK
Antenna Port used	1
Temperature	mid
Voltage	mid
Frequency low to test	True | Freq [MHz] 2402
Frequency mid to test	True | Freq [MHz] 2441
Frequency high to test	True | Freq [MHz] 2480
Pattern	PRBS9
Switched Path	IUT - SignalingUnit - SpectrumAnalyzer
Devices in use	SigBT: Rohde&Schwarz,CMW,1201.0002k75/100683,3.7.70 | SA: Rohde&Schwarz,FSV-30,1321.3008K30/103809,3.40

Test at TX 2402 MHz

RESULT: BT Classic Connection check					
Test Description	Lower Limit	Upper Limit	Measured	Unit	Verdict
Connection result	---	---	---	--	TCON

READ SA SETTINGS:	
Ref. Level [dBm]	11.06
Ref. Lev. offs [dB]	10.79
Input Attenuation [dB]	20
Freq. Start [MHz]	2398.750
Freq. Stop [MHz]	2405.250
Resolution BW. [MHz]	3.000000
Video BW. [MHz]	10.000000
Detector	POS
Sweep Time [ms]	1000
Sweep Points/Section	1001
Sweep Count	10
Sweep Mode	MAXH
Used Sweep Type	SWE

RESULT: TC_VM_FCC15247_Maximum_Peak_Conducted_Output_Power_FHSS_V01					
Test Description	Lower Limit	Upper Limit	Measured	Unit	Verdict
Peak Power	---	30.00	1.95	dBm	PASS
Peak Power	---	1000	1.566751	mW	PASS
Frequency at Peak	---	---	2401.922	MHz	Information

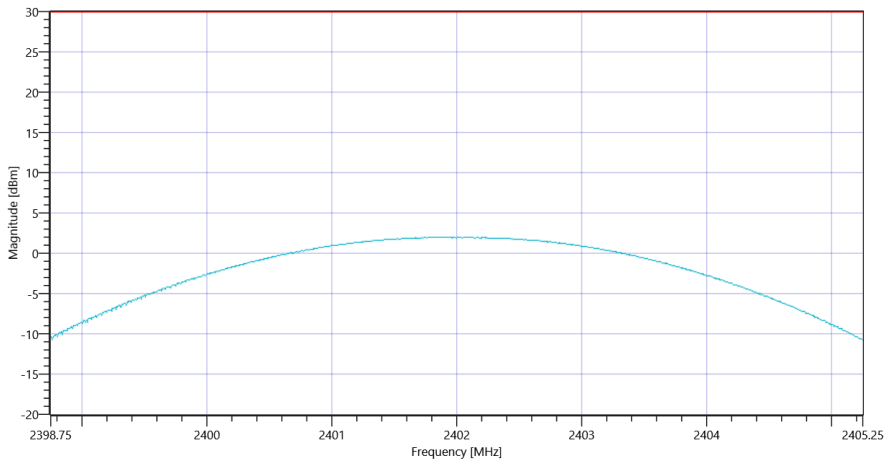

Plot_FCC Part 15.247 Maximum Peak Conducted Output Power FHSS BT Classic EDR Pi-4DQPSK_29012019_151852.png

Test at TX 2441 MHz

RESULT: BT Classic Connection check					
Test Description	Lower Limit	Upper Limit	Measured	Unit	Verdict
Connection result	---	---	---	--	TCON

READ SA SETTINGS:	
Ref. Level [dBm]	13.10
Ref. Lev. offs [dB]	10.91
Input Attenuation [dB]	20
Freq. Start [MHz]	2437.750
Freq. Stop [MHz]	2444.250
Resolution BW. [MHz]	3.000000
Video BW. [MHz]	10.000000
Detector	POS
Sweep Time [ms]	1000
Sweep Points/Section	1001
Sweep Count	10
Sweep Mode	MAXH
Used Sweep Type	SWE

RESULT: TC_VM_FCC15247_Maximum_Peak_Conducted_Output_Power_FHSS_V01					
Test Description	Lower Limit	Upper Limit	Measured	Unit	Verdict
Peak Power	---	30.00	4.35	dBm	PASS
Peak Power	---	1000	2.722701	mW	PASS
Frequency at Peak	---	---	2441.078	MHz	Information

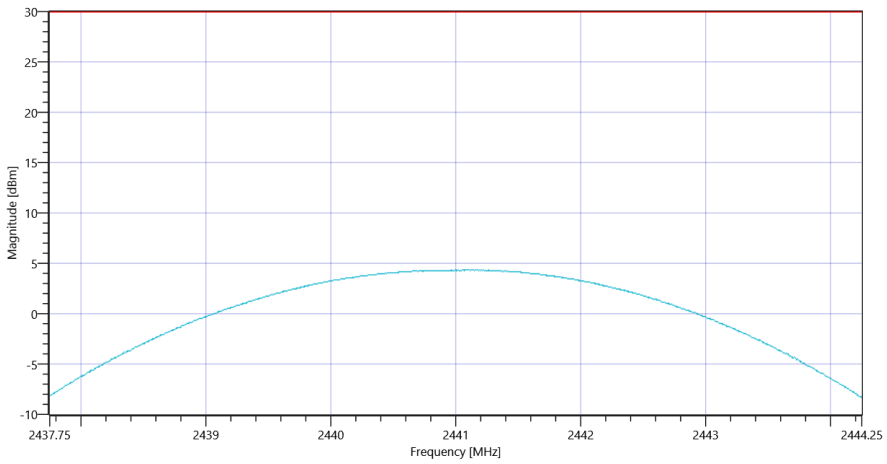

Plot_FCC Part 15.247 Maximum Peak Conducted Output Power FHSS BT Classic EDR Pi-4DQPSK_29012019_151916.png

Test at TX 2480 MHz

RESULT: BT Classic Connection check					
Test Description	Lower Limit	Upper Limit	Measured	Unit	Verdict
Connection result	---	---	---	--	TCON

READ SA SETTINGS:	
Ref. Level [dBm]	12.70
Ref. Lev. offs [dB]	10.96
Input Attenuation [dB]	20
Freq. Start [MHz]	2476.750
Freq. Stop [MHz]	2483.250
Resolution BW. [MHz]	3.000000
Video BW. [MHz]	10.000000
Detector	POS
Sweep Time [ms]	1000
Sweep Points/Section	1001
Sweep Count	10
Sweep Mode	MAXH
Used Sweep Type	SWE

RESULT: TC_VM_FCC15247_Maximum_Peak_Conducted_Output_Power_FHSS_V01					
Test Description	Lower Limit	Upper Limit	Measured	Unit	Verdict
Peak Power	---	30.00	3.62	dBm	PASS
Peak Power	---	1000	2.301442	mW	PASS
Frequency at Peak	---	---	2479.942	MHz	Information

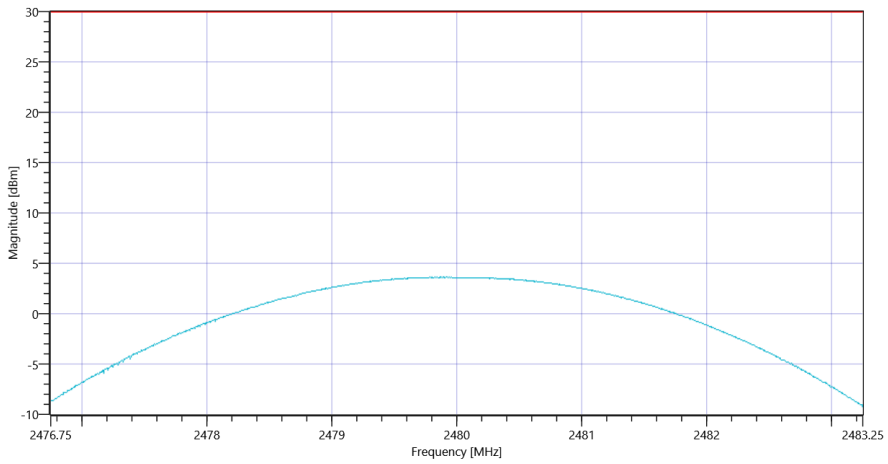

Plot_FCC Part 15.247 Maximum Peak Conducted Output Power FHSS BT Classic EDR Pi-4DQPSK_29012019_151941.png

TEST FINISHED		
General Verdict	29.01.2019 15:19:41 / RT: 78 s	PASS

6. FCC Part 15.247 Maximum Peak Conducted Output Power FHSS BT Classic EDR 8DPSK

Test References	
TC Start	29.01.2019 15:19:42
System Version	1.0.0.13
Test Specification	FCC Part 15.247
Test Method	
Class / TC Version / TC ID	TC_VM_FCC15247_Maximum_Peak_Conducted_Output_Power_FHSS_V01 Version: 0.0.1 | TCID_FCC15247_4
My Description	FCC 15.247 Maximum Peak Output Power Conducted FHSS - BT Classic EDR 8DPSK
Add. Information	

Test Parameter	
Technology to test	BT Classic EDR 8DPSK
Antenna Port used	1
Temperature	mid
Voltage	mid
Frequency low to test	True | Freq [MHz] 2402
Frequency mid to test	True | Freq [MHz] 2441
Frequency high to test	True | Freq [MHz] 2480
Pattern	PRBS9
Switched Path	IUT - SignalingUnit - SpectrumAnalyzer
Devices in use	SigBT: Rohde&Schwarz,CMW,1201.0002k75/100683,3.7.70 | SA: Rohde&Schwarz,FSV-30,1321.3008K30/103809,3.40

Test at TX 2402 MHz

RESULT: BT Classic Connection check					
Test Description	Lower Limit	Upper Limit	Measured	Unit	Verdict
Connection result	---	---	---	--	TCON

READ SA SETTINGS:	
Ref. Level [dBm]	10.54
Ref. Lev. offs [dB]	10.79
Input Attenuation [dB]	15
Freq. Start [MHz]	2398.750
Freq. Stop [MHz]	2405.250
Resolution BW. [MHz]	3.000000
Video BW. [MHz]	10.000000
Detector	POS
Sweep Time [ms]	1000
Sweep Points/Section	1001
Sweep Count	10
Sweep Mode	MAXH
Used Sweep Type	SWE

RESULT: TC_VM_FCC15247_Maximum_Peak_Conducted_Output_Power_FHSS_V01					
Test Description	Lower Limit	Upper Limit	Measured	Unit	Verdict
Peak Power	---	30.00	1.59	dBm	PASS
Peak Power	---	1000	1.442115	mW	PASS
Frequency at Peak	---	---	2401.974	MHz	Information

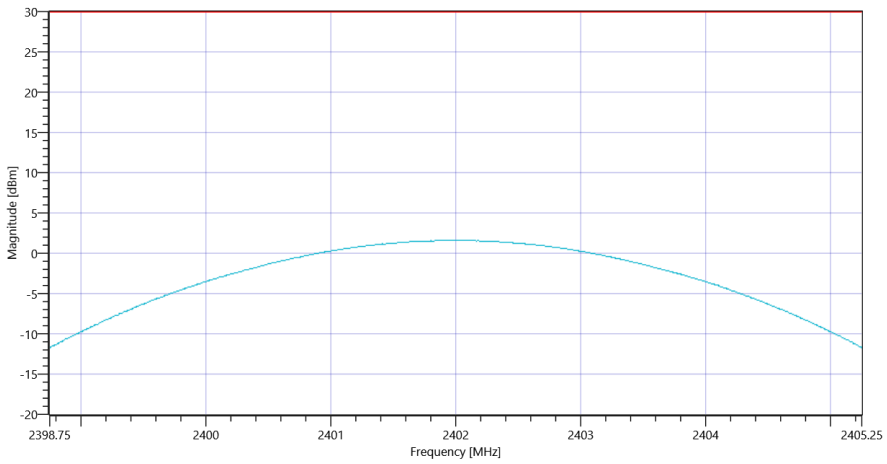

Plot_FCC Part 15.247 Maximum Peak Conducted Output Power FHSS BT Classic EDR 8DPSK_29012019_152016.png

Test at TX 2441 MHz

RESULT: BT Classic Connection check					
Test Description	Lower Limit	Upper Limit	Measured	Unit	Verdict
Connection result	---	---	---	--	TCON

READ SA SETTINGS:	
Ref. Level [dBm]	12.64
Ref. Lev. offs [dB]	10.91
Input Attenuation [dB]	20
Freq. Start [MHz]	2437.750
Freq. Stop [MHz]	2444.250
Resolution BW. [MHz]	3.000000
Video BW. [MHz]	10.000000
Detector	POS
Sweep Time [ms]	1000
Sweep Points/Section	1001
Sweep Count	10
Sweep Mode	MAXH
Used Sweep Type	SWE

RESULT: TC_VM_FCC15247_Maximum_Peak_Conducted_Output_Power_FHSS_V01					
Test Description	Lower Limit	Upper Limit	Measured	Unit	Verdict
Peak Power	---	30.00	3.96	dBm	PASS
Peak Power	---	1000	2.488857	mW	PASS
Frequency at Peak	---	---	2441.006	MHz	Information

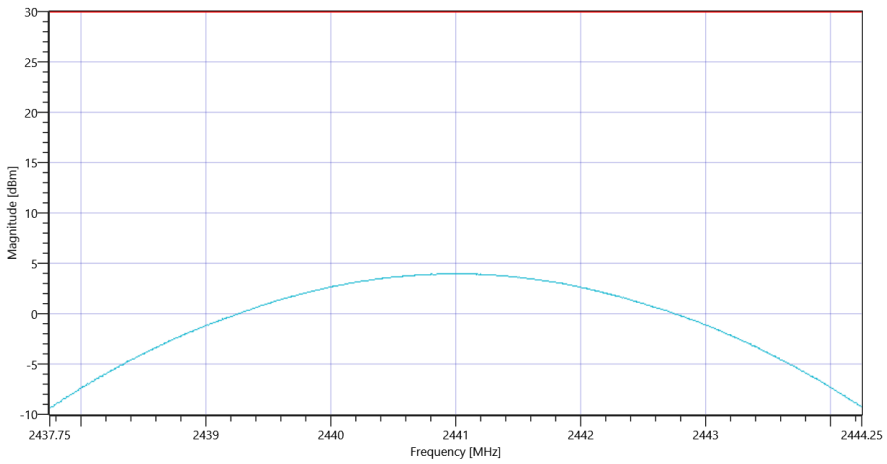

Plot_FCC Part 15.247 Maximum Peak Conducted Output Power FHSS BT Classic EDR 8DPSK_29012019_152040.png

Test at TX 2480 MHz

RESULT: BT Classic Connection check					
Test Description	Lower Limit	Upper Limit	Measured	Unit	Verdict
Connection result	---	---	---	--	TCON

READ SA SETTINGS:	
Ref. Level [dBm]	11.83
Ref. Lev. offs [dB]	10.96
Input Attenuation [dB]	20
Freq. Start [MHz]	2476.750
Freq. Stop [MHz]	2483.250
Resolution BW. [MHz]	3.000000
Video BW. [MHz]	10.000000
Detector	POS
Sweep Time [ms]	1000
Sweep Points/Section	1001
Sweep Count	10
Sweep Mode	MAXH
Used Sweep Type	SWE

RESULT: TC_VM_FCC15247_Maximum_Peak_Conducted_Output_Power_FHSS_V01					
Test Description	Lower Limit	Upper Limit	Measured	Unit	Verdict
Peak Power	---	30.00	3.25	dBm	PASS
Peak Power	---	1000	2.113489	mW	PASS
Frequency at Peak	---	---	2480.006	MHz	Information

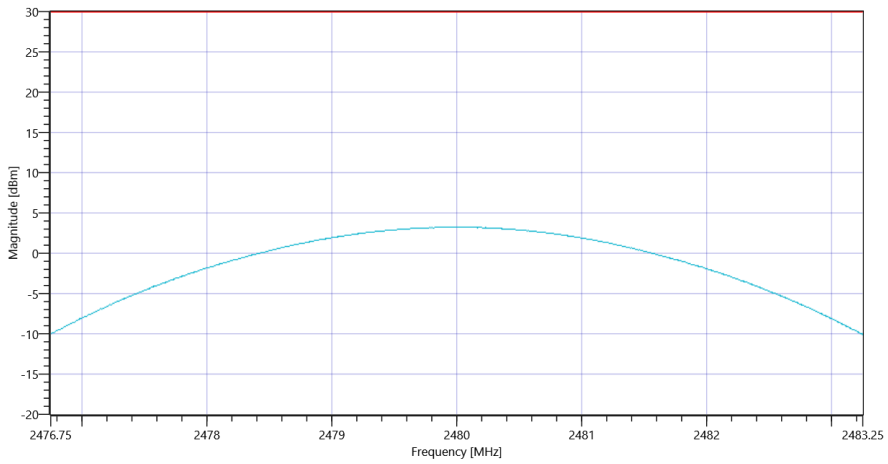

Plot_FCC Part 15.247 Maximum Peak Conducted Output Power FHSS BT Classic EDR 8DPSK_29012019_152104.png

TEST FINISHED		
General Verdict	29.01.2019 15:21:04 / RT: 81 s	PASS

7. FCC Part 15.247 Number Of Hopping Channels FHSS BT Classic Basic rate

Test References	
TC Start	29.01.2019 15:21:06
System Version	1.0.0.13
Test Specification	FCC Part 15.247
Test Method	
Class / TC Version / TC ID	TC_VM_FCC15247_Number_of_hopping_channels_FHSS_V01 Version: 0.0.1 | TCID_FCC15247_5
My Description	FCC 15.247 Number Of Hopping Channels FHSS - BT Classic Basic Rate
Add. Information	

Test Parameter	
Technology to test	BT Classic Basic rate
Antenna Port used	1
Temperature	mid
Voltage	mid
Frequency low to test	False | Freq [MHz] 2402
Frequency mid to test	False | Freq [MHz] 2441
Frequency high to test	False | Freq [MHz] 2480
Device in hopping mode	True
Pattern	PRBS9
Switched Path	IUT - SignalingUnit - SpectrumAnalyzer
Devices in use	SigBT: Rohde&Schwarz,CMW,1201.0002k75/100683,3.7.70 | SA: Rohde&Schwarz,FSV-30,1321.3008K30/103809,3.40

Test at TX hopping MHz

RESULT: BT Classic Connection check					
Test Description	Lower Limit	Upper Limit	Measured	Unit	Verdict
Connection result	---	---	---	--	TCON

READ SA SETTINGS:	
Ref. Level [dBm]	8.97
Ref. Lev. offs [dB]	10.91
Input Attenuation [dB]	15
Freq. Start [MHz]	2399.000
Freq. Stop [MHz]	2483.000
Resolution BW. [MHz]	0.200000
Video BW. [MHz]	0.500000
Detector	POS
Sweep Time [ms]	1
Sweep Points/Section	1001
Sweep Count	10000
Sweep Mode	MAXH
Used Sweep Type	SWE

RESULT: TC_VM_FCC15247_Number_of_hopping_channels_FHSS_V01					
Test Description	Lower Limit	Upper Limit	Measured	Unit	Verdict
Hopp channel (rounded)	---	---	2402	MHz	Information
Hopp channel (rounded)	---	---	2403	MHz	Information
Hopp channel (rounded)	---	---	2404	MHz	Information
Hopp channel (rounded)	---	---	2405	MHz	Information
Hopp channel (rounded)	---	---	2406	MHz	Information
Hopp channel (rounded)	---	---	2407	MHz	Information
Hopp channel (rounded)	---	---	2408	MHz	Information
Hopp channel (rounded)	---	---	2409	MHz	Information
Hopp channel (rounded)	---	---	2410	MHz	Information
Hopp channel (rounded)	---	---	2411	MHz	Information
Hopp channel (rounded)	---	---	2412	MHz	Information
Hopp channel (rounded)	---	---	2413	MHz	Information
Hopp channel (rounded)	---	---	2414	MHz	Information
Hopp channel (rounded)	---	---	2415	MHz	Information
Hopp channel (rounded)	---	---	2416	MHz	Information
Hopp channel (rounded)	---	---	2417	MHz	Information
Hopp channel (rounded)	---	---	2418	MHz	Information
Hopp channel (rounded)	---	---	2419	MHz	Information
Hopp channel (rounded)	---	---	2420	MHz	Information
Hopp channel (rounded)	---	---	2421	MHz	Information
Hopp channel (rounded)	---	---	2422	MHz	Information
Hopp channel (rounded)	---	---	2423	MHz	Information
Hopp channel (rounded)	---	---	2424	MHz	Information
Hopp channel (rounded)	---	---	2425	MHz	Information
Hopp channel (rounded)	---	---	2426	MHz	Information
Hopp channel (rounded)	---	---	2427	MHz	Information
Hopp channel (rounded)	---	---	2428	MHz	Information
Hopp channel (rounded)	---	---	2429	MHz	Information
Hopp channel (rounded)	---	---	2430	MHz	Information
Hopp channel (rounded)	---	---	2431	MHz	Information
Hopp channel (rounded)	---	---	2432	MHz	Information
Hopp channel (rounded)	---	---	2433	MHz	Information
Hopp channel (rounded)	---	---	2434	MHz	Information
Hopp channel (rounded)	---	---	2435	MHz	Information

Hopp channel (rounded)	---	---	2436	MHz	Information
Hopp channel (rounded)	---	---	2437	MHz	Information
Hopp channel (rounded)	---	---	2438	MHz	Information
Hopp channel (rounded)	---	---	2439	MHz	Information
Hopp channel (rounded)	---	---	2440	MHz	Information
Hopp channel (rounded)	---	---	2441	MHz	Information
Hopp channel (rounded)	---	---	2442	MHz	Information
Hopp channel (rounded)	---	---	2443	MHz	Information
Hopp channel (rounded)	---	---	2444	MHz	Information
Hopp channel (rounded)	---	---	2445	MHz	Information
Hopp channel (rounded)	---	---	2446	MHz	Information
Hopp channel (rounded)	---	---	2447	MHz	Information
Hopp channel (rounded)	---	---	2448	MHz	Information
Hopp channel (rounded)	---	---	2449	MHz	Information
Hopp channel (rounded)	---	---	2450	MHz	Information
Hopp channel (rounded)	---	---	2451	MHz	Information
Hopp channel (rounded)	---	---	2452	MHz	Information
Hopp channel (rounded)	---	---	2453	MHz	Information
Hopp channel (rounded)	---	---	2454	MHz	Information
Hopp channel (rounded)	---	---	2455	MHz	Information
Hopp channel (rounded)	---	---	2456	MHz	Information
Hopp channel (rounded)	---	---	2457	MHz	Information
Hopp channel (rounded)	---	---	2458	MHz	Information
Hopp channel (rounded)	---	---	2459	MHz	Information
Hopp channel (rounded)	---	---	2460	MHz	Information
Hopp channel (rounded)	---	---	2461	MHz	Information
Hopp channel (rounded)	---	---	2462	MHz	Information
Hopp channel (rounded)	---	---	2463	MHz	Information
Hopp channel (rounded)	---	---	2464	MHz	Information
Hopp channel (rounded)	---	---	2465	MHz	Information
Hopp channel (rounded)	---	---	2466	MHz	Information
Hopp channel (rounded)	---	---	2467	MHz	Information
Hopp channel (rounded)	---	---	2468	MHz	Information
Hopp channel (rounded)	---	---	2469	MHz	Information
Hopp channel (rounded)	---	---	2470	MHz	Information
Hopp channel (rounded)	---	---	2471	MHz	Information
Hopp channel (rounded)	---	---	2472	MHz	Information
Hopp channel (rounded)	---	---	2473	MHz	Information
Hopp channel (rounded)	---	---	2474	MHz	Information
Hopp channel (rounded)	---	---	2475	MHz	Information
Hopp channel (rounded)	---	---	2476	MHz	Information
Hopp channel (rounded)	---	---	2477	MHz	Information
Hopp channel (rounded)	---	---	2478	MHz	Information
Hopp channel (rounded)	---	---	2479	MHz	Information
Hopp channel (rounded)	---	---	2480	MHz	Information
Σ Hopping channels	15	---	79	Number	PASS

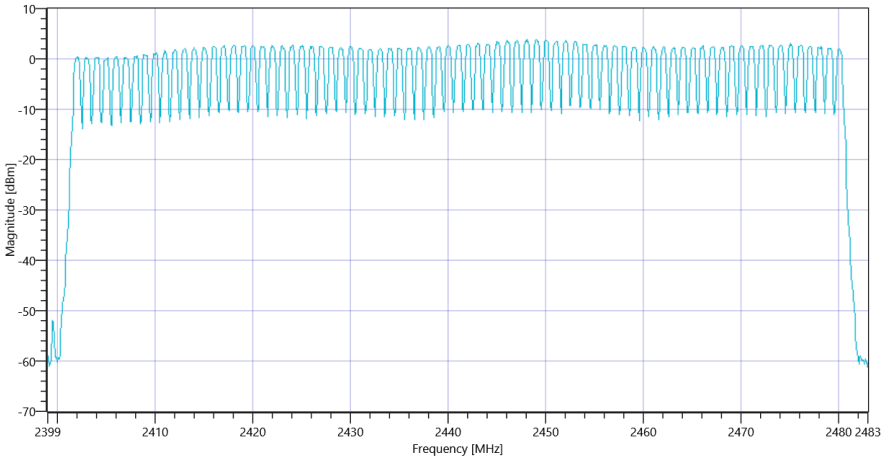

Plot_FCC Part 15.247 Number Of Hopping Channels FHSS BT Classic Basic rate_29012019_152149.png

TEST FINISHED		
General Verdict	29.01.2019 15:21:49 / RT: 43 s	PASS

8. FCC Part 15.247 Carrier Frequency Separation FHSS BT Classic Basic rate

Test References	
TC Start	29.01.2019 15:21:51
System Version	1.0.0.13
Test Specification	FCC Part 15.247
Test Method	
Class / TC Version / TC ID	TC_VM_FCC15247_Carrier_Frequency_Separation_FHSS_V01 Version: 0.0.1 | TCID_FCC15247_9
My Description	FCC 15.247 Carrier Frequency Separation FHSS - BT Classic Basic Rate
Add. Information	

Test Parameter	
Technology to test	BT Classic Basic rate
Antenna Port used	1
Temperature	mid
Voltage	mid
Frequency low to test	False | Freq [MHz] 2402
Frequency mid to test	False | Freq [MHz] 2441
Frequency high to test	False | Freq [MHz] 2480
Device in hopping mode	True
Pattern	PRBS9
Switched Path	IUT - SignalingUnit - SpectrumAnalyzer
Devices in use	SigBT: Rohde&Schwarz,CMW,1201.0002k75/100683,3.7.70 | SA: Rohde&Schwarz,FSV-30,1321.3008K30/103809,3.40

Test at TX hopping MHz

RESULT: BT Classic Connection check					
Test Description	Lower Limit	Upper Limit	Measured	Unit	Verdict
Connection result	---	---	---	--	TCON

READ SA SETTINGS:	
Ref. Level [dBm]	9.10
Ref. Lev. offs [dB]	10.94
Input Attenuation [dB]	15
Freq. Start [MHz]	2435.500
Freq. Stop [MHz]	2445.500
Resolution BW. [MHz]	0.100000
Video BW. [MHz]	0.300000
Detector	POS
Sweep Time [ms]	1
Sweep Points/Section	1001
Sweep Count	20000
Sweep Mode	MAXH
Used Sweep Type	SWE

RESULT: TC_VM_FCC15247_Carrier_Frequency_Separation_FHSS_V01					
Test Description	Lower Limit	Upper Limit	Measured	Unit	Verdict
1 CFS n to n+1 (rnd)	0.025	---	1	MHz	PASS
1 CFS n to n+1 (rnd)	0.667 (2/3 Nom.BW)	---	1	MHz	PASS
2 CFS n to n+1 (rnd)	0.025	---	1	MHz	PASS
2 CFS n to n+1 (rnd)	0.667 (2/3 Nom.BW)	---	1	MHz	PASS
3 CFS n to n+1 (rnd)	0.025	---	1	MHz	PASS
3 CFS n to n+1 (rnd)	0.667 (2/3 Nom.BW)	---	1	MHz	PASS
4 CFS n to n+1 (rnd)	0.025	---	1	MHz	PASS
4 CFS n to n+1 (rnd)	0.667 (2/3 Nom.BW)	---	1	MHz	PASS
5 CFS n to n+1 (rnd)	0.025	---	1	MHz	PASS
5 CFS n to n+1 (rnd)	0.667 (2/3 Nom.BW)	---	1	MHz	PASS
6 CFS n to n+1 (rnd)	0.025	---	1	MHz	PASS
6 CFS n to n+1 (rnd)	0.667 (2/3 Nom.BW)	---	1	MHz	PASS
7 CFS n to n+1 (rnd)	0.025	---	1	MHz	PASS
7 CFS n to n+1 (rnd)	0.667 (2/3 Nom.BW)	---	1	MHz	PASS
8 CFS n to n+1 (rnd)	0.025	---	1	MHz	PASS
8 CFS n to n+1 (rnd)	0.667 (2/3 Nom.BW)	---	1	MHz	PASS
9 CFS n to n+1 (rnd)	0.025	---	1	MHz	PASS
9 CFS n to n+1 (rnd)	0.667 (2/3 Nom.BW)	---	1	MHz	PASS
Carrier Freq. (rnd)	---	---	2436	MHz	Information
Carrier Freq. (rnd)	---	---	2437	MHz	Information
Carrier Freq. (rnd)	---	---	2438	MHz	Information
Carrier Freq. (rnd)	---	---	2439	MHz	Information
Carrier Freq. (rnd)	---	---	2440	MHz	Information
Carrier Freq. (rnd)	---	---	2441	MHz	Information
Carrier Freq. (rnd)	---	---	2442	MHz	Information
Carrier Freq. (rnd)	---	---	2443	MHz	Information
Carrier Freq. (rnd)	---	---	2444	MHz	Information
Carrier Freq. (rnd)	---	---	2445	MHz	Information

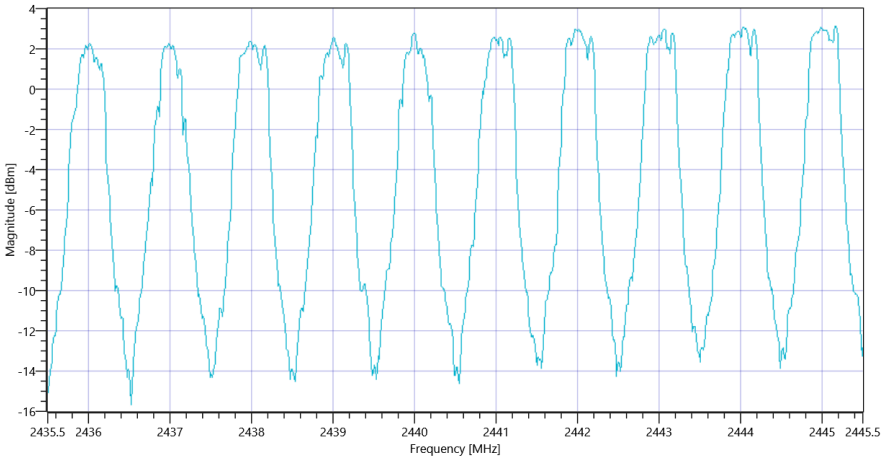

Plot_FCC Part 15.247 Carrier Frequency Separation FHSS BT Classic Basic rate_29012019_152346.png

TEST FINISHED		
General Verdict	29.01.2019 15:23:46 / RT: 115 s	PASS

9. FCC Part 15.247 Bandwidth 99PCT - 20dB BT Classic Basic rate

Test References	
TC Start	29.01.2019 15:23:48
System Version	1.0.0.13
Test Specification	FCC Part 15.247
Test Method	
Class / TC Version / TC ID	TC_VM_FCC15247_Bandwidth_99PCT_20dB_DTS_FHSS_V01 Version: 0.0.2 | TCID_FCC15247_2
My Description	FCC 15.247 Bandwidth 99PCT - 20dB FHSS - BT Classic Basic Rate
Add. Information	

Test Parameter	
Technology to test	BT Classic Basic rate
Antenna Port used	1
Temperature	mid
Voltage	mid
Frequency low to test	True | Freq [MHz] 2402
Frequency mid to test	True | Freq [MHz] 2441
Frequency high to test	True | Freq [MHz] 2480
Pattern	PRBS9
Switched Path	IUT - SignalingUnit - SpectrumAnalyzer
Devices in use	SigBT: Rohde&Schwarz,CMW,1201.0002k75/100683,3.7.70 | SA: Rohde&Schwarz,FSV-30,1321.3008K30/103809,3.40

Test at TX 2402 MHz

RESULT: BT Classic Connection check					
Test Description	Lower Limit	Upper Limit	Measured	Unit	Verdict
Connection result	---	---	---	--	TCON

READ SA SETTINGS:	
Ref. Level [dBm]	5.79
Ref. Lev. offs [dB]	10.79
Input Attenuation [dB]	15
Freq. Start [MHz]	2401.000
Freq. Stop [MHz]	2403.000
Resolution BW. [MHz]	0.030000
Video BW. [MHz]	0.100000
Detector	POS
Sweep Time [ms]	1000
Sweep Points/Section	1001
Sweep Count	10
Sweep Mode	MAXH
Used Sweep Type	SWE

RESULT: TC_VM_FCC15247_Bandwidth_99PCT_20dB_DTS_FHSS_V01					
Test Description	Lower Limit	Upper Limit	Measured	Unit	Verdict
Bandwidth 99%	---	---	0.883	MHz	Information
T1	2400.000000	---	2401.5624	MHz	PASS
T2	---	2483.500000	2402.4456	MHz	PASS

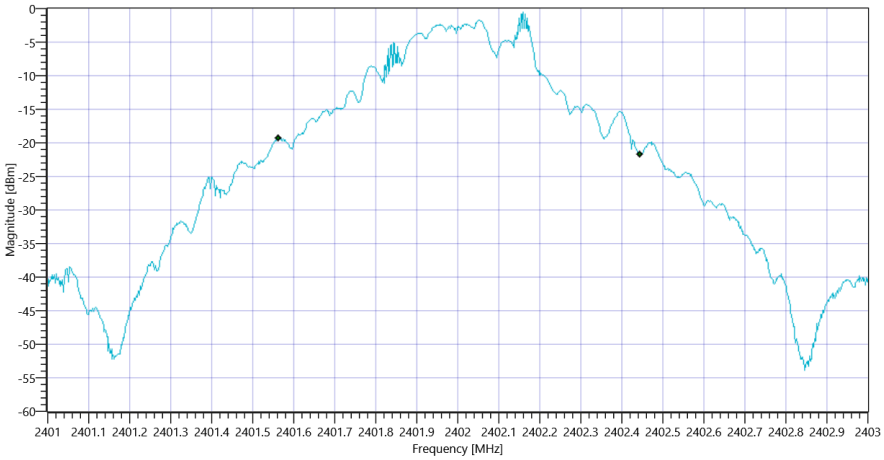

Plot_FCC Part 15.247 Bandwidth 99PCT - 20dB BT Classic Basic rate 99PCT_29012019_152416.png

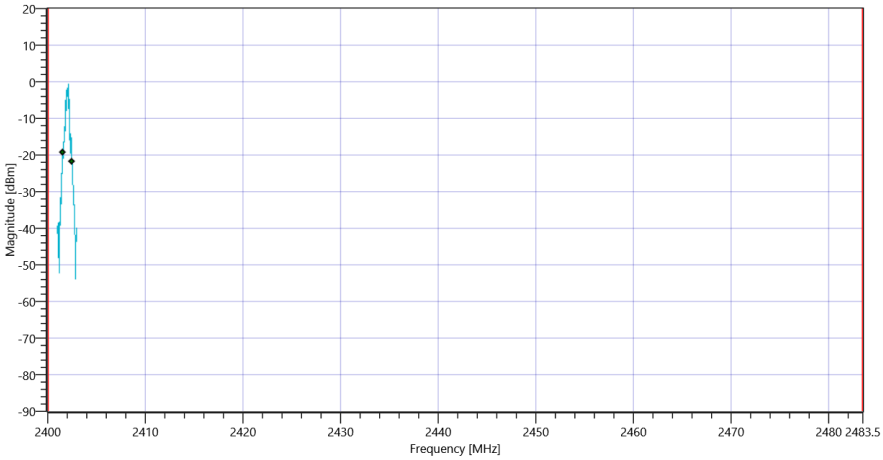

Plot_FCC Part 15.247 Bandwidth 99PCT - 20dB BT Classic Basic rate_29012019_152419.png

RESULT: TC_VM_FCC15247_Bandwidth_99PCT_20dB_DTS_FHSS_V01					
Test Description	Lower Limit	Upper Limit	Measured	Unit	Verdict
Bandwidth 20dB	---	---	0.932	MHz	Information
T1 20dB	2400.000000	---	2401.5480	MHz	PASS
T2 20dB	---	2483.500000	2402.4800	MHz	PASS

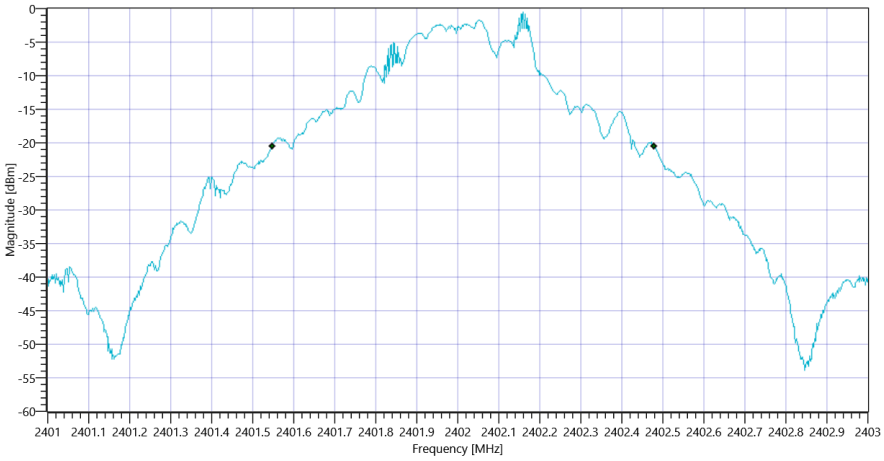

Plot_FCC Part 15.247 Bandwidth 99PCT - 20dB BT Classic Basic rate 20dB_29012019_152422.png

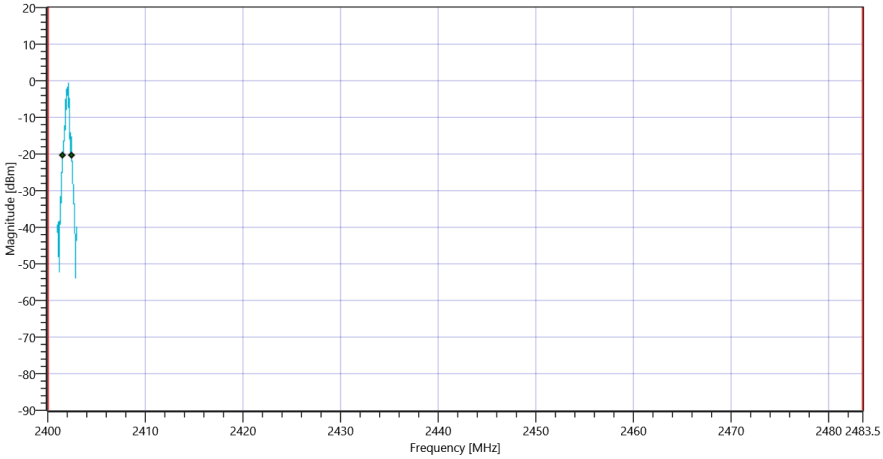

Plot_FCC Part 15.247 Bandwidth 99PCT - 20dB BT Classic Basic rate_29012019_152425.png

Test at TX 2441 MHz

RESULT: BT Classic Connection check					
Test Description	Lower Limit	Upper Limit	Measured	Unit	Verdict
Connection result	---	---	---	--	TCON

READ SA SETTINGS:	
Ref. Level [dBm]	8.04
Ref. Lev. offs [dB]	10.91
Input Attenuation [dB]	15
Freq. Start [MHz]	2440.000
Freq. Stop [MHz]	2442.000
Resolution BW. [MHz]	0.030000
Video BW. [MHz]	0.100000
Detector	POS
Sweep Time [ms]	1000
Sweep Points/Section	1001
Sweep Count	10
Sweep Mode	MAXH
Used Sweep Type	SWE

RESULT: TC_VM_FCC15247_Bandwidth_99PCT_20dB_DTS_FHSS_V01					
Test Description	Lower Limit	Upper Limit	Measured	Unit	Verdict
Bandwidth 99%	---	---	0.883	MHz	Information
T1	2400.000000	---	2440.5644	MHz	PASS
T2	---	2483.500000	2441.4476	MHz	PASS

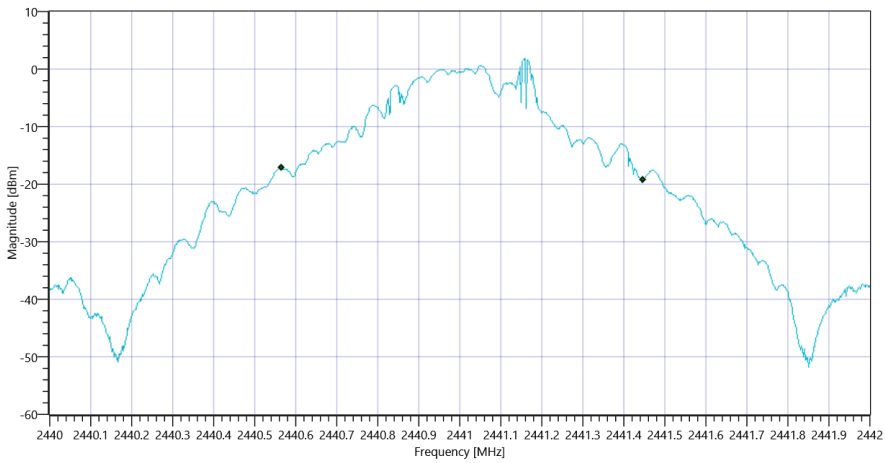

Plot_FCC Part 15.247 Bandwidth 99PCT - 20dB BT Classic Basic rate 99PCT_29012019_152450.png

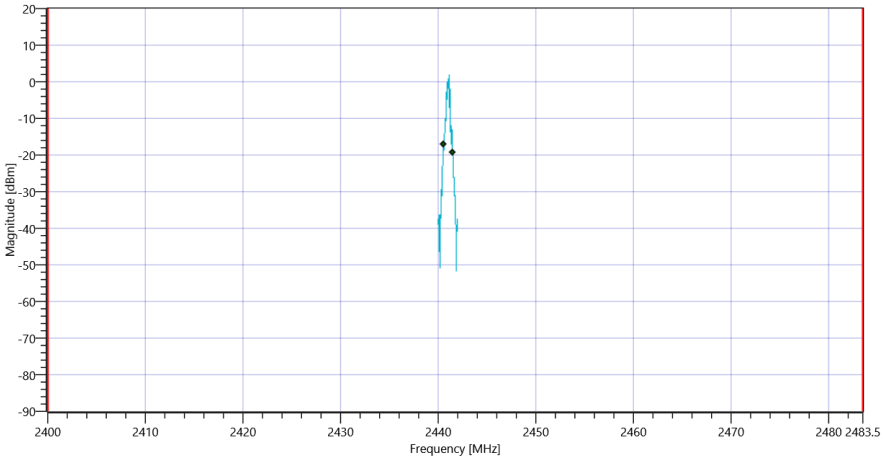

Plot_FCC Part 15.247 Bandwidth 99PCT - 20dB BT Classic Basic rate_29012019_152453.png

RESULT: TC_VM_FCC15247_Bandwidth_99PCT_20dB_DTS_FHSS_V01					
Test Description	Lower Limit	Upper Limit	Measured	Unit	Verdict
Bandwidth 20dB	---	---	0.932	MHz	Information
T1 20dB	2400.000000	---	2440.5500	MHz	PASS
T2 20dB	---	2483.500000	2441.4820	MHz	PASS

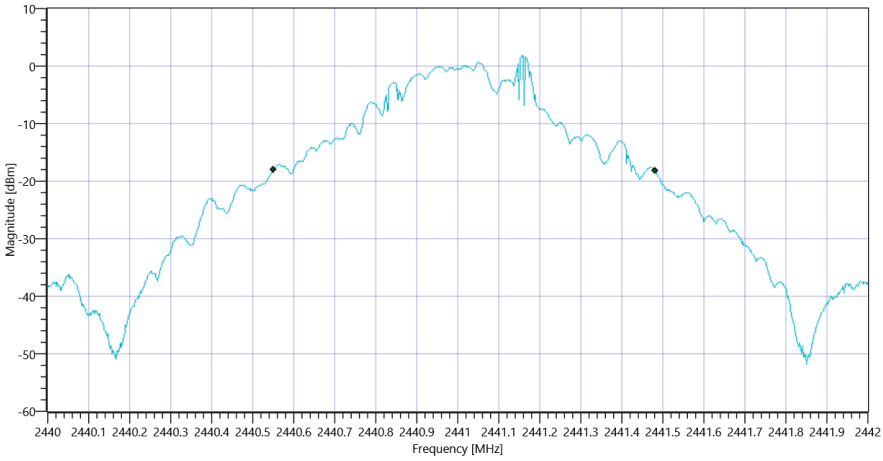

Plot_FCC Part 15.247 Bandwidth 99PCT - 20dB BT Classic Basic rate 20dB_29012019_152456.png

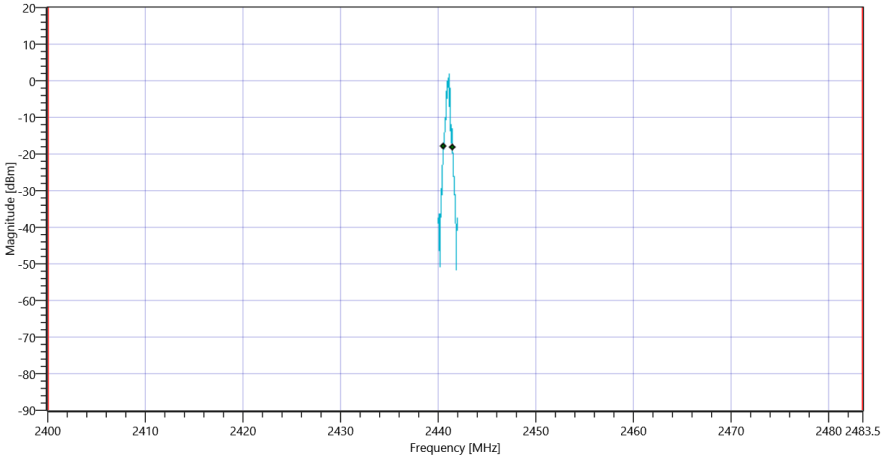

Plot_FCC Part 15.247 Bandwidth 99PCT - 20dB BT Classic Basic rate_29012019_152459.png

Test at TX 2480 MHz

RESULT: BT Classic Connection check					
Test Description	Lower Limit	Upper Limit	Measured	Unit	Verdict
Connection result	---	---	---	--	TCON

READ SA SETTINGS:	
Ref. Level [dBm]	7.39
Ref. Lev. offs [dB]	10.96
Input Attenuation [dB]	15
Freq. Start [MHz]	2479.000
Freq. Stop [MHz]	2481.000
Resolution BW. [MHz]	0.030000
Video BW. [MHz]	0.100000
Detector	POS
Sweep Time [ms]	1000
Sweep Points/Section	1001
Sweep Count	10
Sweep Mode	MAXH
Used Sweep Type	SWE

RESULT: TC_VM_FCC15247_Bandwidth_99PCT_20dB_DTS_FHSS_V01					
Test Description	Lower Limit	Upper Limit	Measured	Unit	Verdict
Bandwidth 99%	---	---	0.879	MHz	Information
T1	2400.000000	---	2479.5604	MHz	PASS
T2	---	2483.500000	2480.4396	MHz	PASS

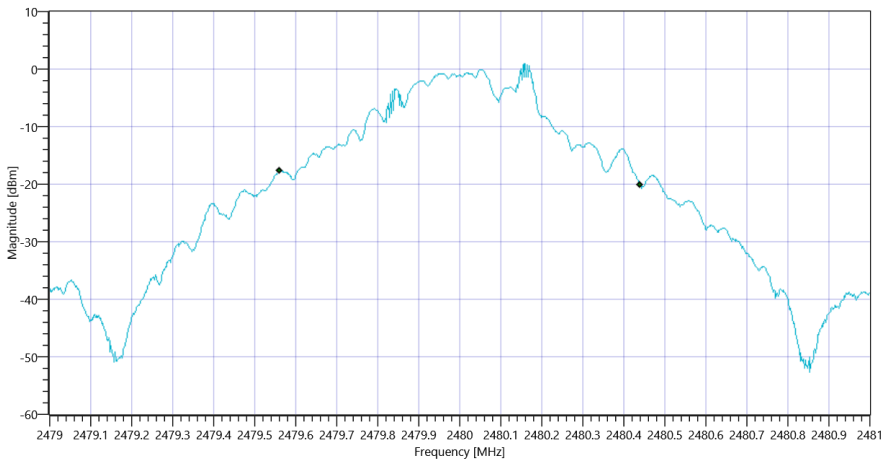

Plot_FCC Part 15.247 Bandwidth 99PCT - 20dB BT Classic Basic rate 99PCT_29012019_152524.png

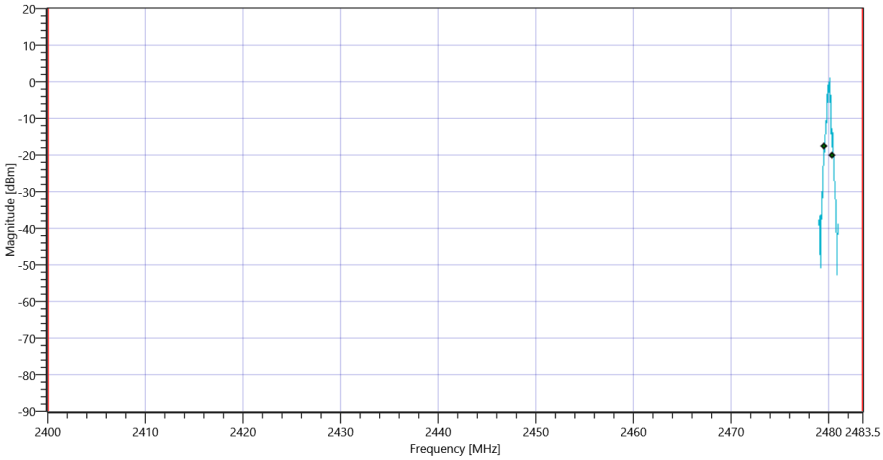

Plot_FCC Part 15.247 Bandwidth 99PCT - 20dB BT Classic Basic rate_29012019_152527.png

RESULT: TC_VM_FCC15247_Bandwidth_99PCT_20dB_DTS_FHSS_V01					
Test Description	Lower Limit	Upper Limit	Measured	Unit	Verdict
Bandwidth 20dB	---	---	0.932	MHz	Information
T1 20dB	2400.000000	---	2479.5460	MHz	PASS
T2 20dB	---	2483.500000	2480.4780	MHz	PASS

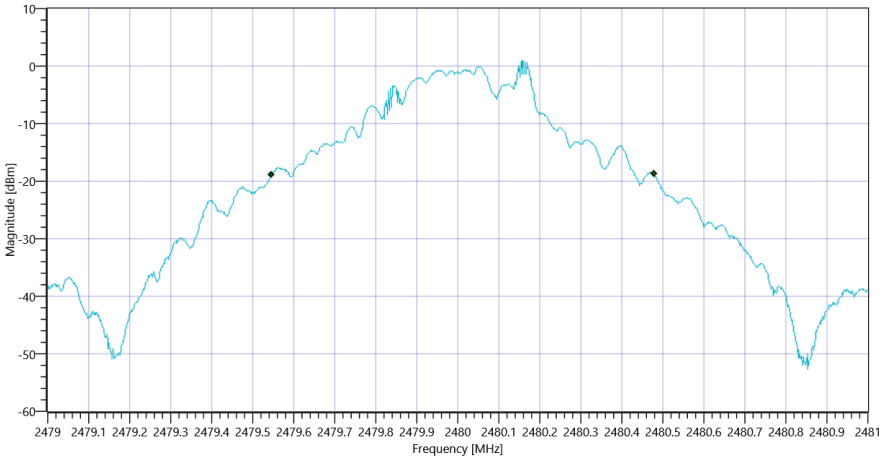

Plot_FCC Part 15.247 Bandwidth 99PCT - 20dB BT Classic Basic rate 20dB_29012019_152531.png

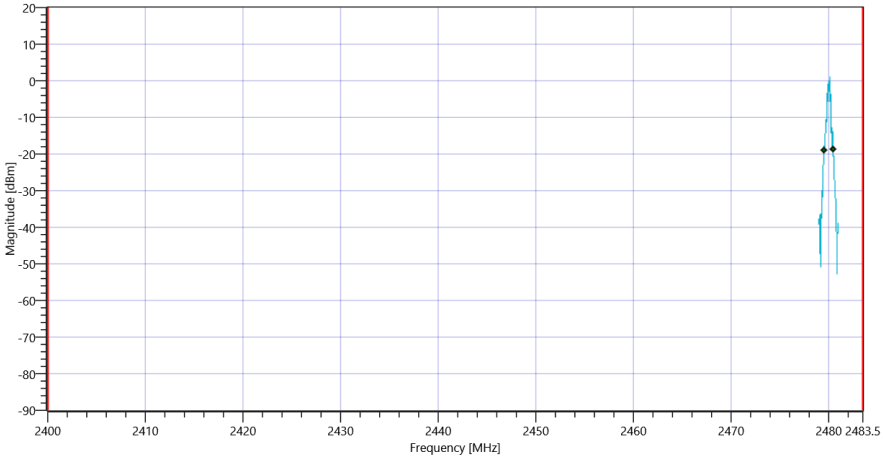

Plot_FCC Part 15.247 Bandwidth 99PCT - 20dB BT Classic Basic rate_29012019_152534.png

TEST FINISHED		
General Verdict	29.01.2019 15:25:34 / RT: 106 s	PASS

10. FCC Part 15.247 Bandwidth 99PCT - 20dB BT Classic EDR Pi/4DQPSK

Test References	
TC Start	29.01.2019 15:25:36
System Version	1.0.0.13
Test Specification	FCC Part 15.247
Test Method	
Class / TC Version / TC ID	TC_VM_FCC15247_Bandwidth_99PCT_20dB_DTS_FHSS_V01 Version: 0.0.2 | TCID_FCC15247_2
My Description	FCC 15.247 Bandwidth 99PCT - 20dB FHSS - BT Classic EDR Pi/4DQPSK
Add. Information	

Test Parameter	
Technology to test	BT Classic EDR Pi/4DQPSK
Antenna Port used	1
Temperature	mid
Voltage	mid
Frequency low to test	True | Freq [MHz] 2402
Frequency mid to test	True | Freq [MHz] 2441
Frequency high to test	True | Freq [MHz] 2480
Pattern	PRBS9
Switched Path	IUT - SignalingUnit - SpectrumAnalyzer
Devices in use	SigBT: Rohde&Schwarz,CMW,1201.0002k75/100683,3.7.70 | SA: Rohde&Schwarz,FSV-30,1321.3008K30/103809,3.40

Test at TX 2402 MHz

RESULT: BT Classic Connection check					
Test Description	Lower Limit	Upper Limit	Measured	Unit	Verdict
Connection result	---	---	---	--	TCON

READ SA SETTINGS:	
Ref. Level [dBm]	6.13
Ref. Lev. offs [dB]	10.79
Input Attenuation [dB]	15
Freq. Start [MHz]	2400.700
Freq. Stop [MHz]	2403.300
Resolution BW. [MHz]	0.030000
Video BW. [MHz]	0.100000
Detector	POS
Sweep Time [ms]	1000
Sweep Points/Section	1001
Sweep Count	10
Sweep Mode	MAXH
Used Sweep Type	SWE

RESULT: TC_VM_FCC15247_Bandwidth_99PCT_20dB_DTS_FHSS_V01					
Test Description	Lower Limit	Upper Limit	Measured	Unit	Verdict
Bandwidth 99%	---	---	1.166	MHz	Information
T1	2400.000000	---	2401.4182	MHz	PASS
T2	---	2483.500000	2402.5844	MHz	PASS

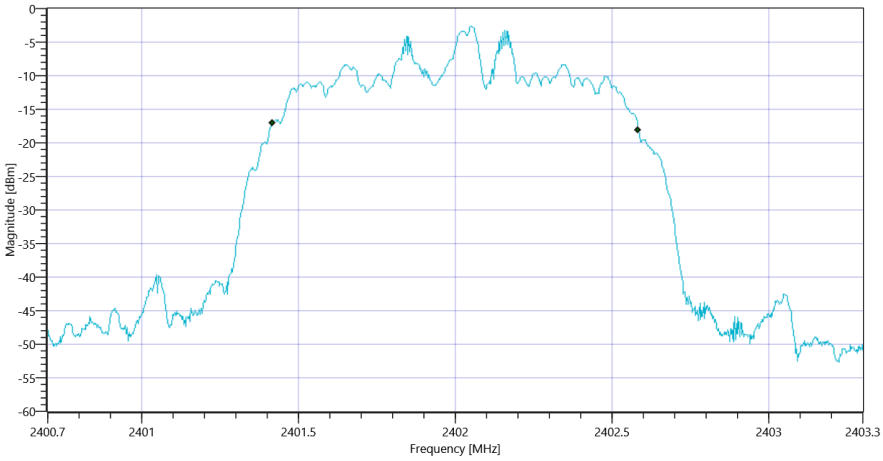

Plot_FCC Part 15.247 Bandwidth 99PCT - 20dB BT Classic EDR Pi-4DQPSK 99PCT_29012019_152606.png

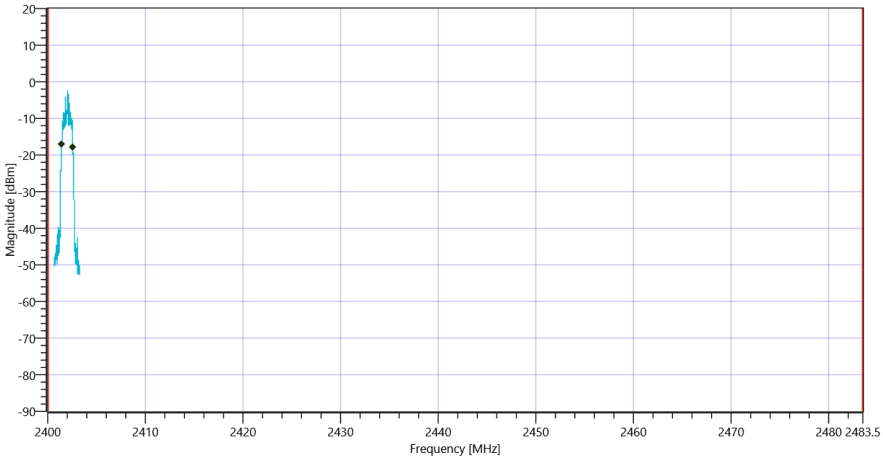

Plot_FCC Part 15.247 Bandwidth 99PCT - 20dB BT Classic EDR Pi-4DQPSK_29012019_152609.png

RESULT: TC_VM_FCC15247_Bandwidth_99PCT_20dB_DTS_FHSS_V01					
Test Description	Lower Limit	Upper Limit	Measured	Unit	Verdict
Bandwidth 20dB	---	---	1.282	MHz	Information
T1 20dB	2400.000000	---	2401.3734	MHz	PASS
T2 20dB	---	2483.500000	2402.6552	MHz	PASS

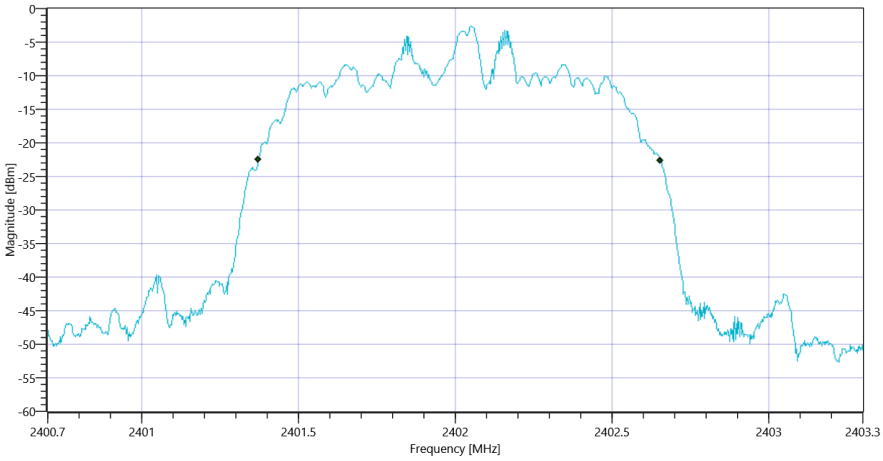

Plot_FCC Part 15.247 Bandwidth 99PCT - 20dB BT Classic EDR Pi-4DQPSK 20dB_29012019_152612.png

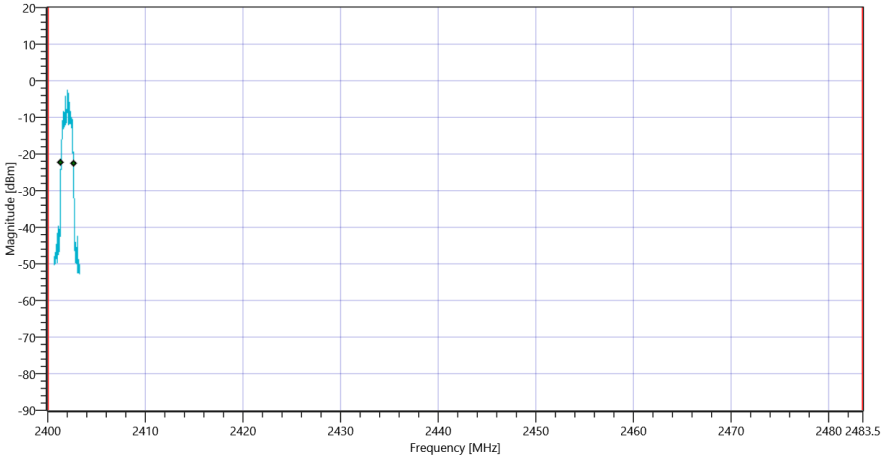

Plot_FCC Part 15.247 Bandwidth 99PCT - 20dB BT Classic EDR Pi-4DQPSK_29012019_152615.png

Test at TX 2441 MHz

RESULT: BT Classic Connection check					
Test Description	Lower Limit	Upper Limit	Measured	Unit	Verdict
Connection result	---	---	---	--	TCON

READ SA SETTINGS:	
Ref. Level [dBm]	8.25
Ref. Lev. offs [dB]	10.91
Input Attenuation [dB]	15
Freq. Start [MHz]	2439.700
Freq. Stop [MHz]	2442.300
Resolution BW. [MHz]	0.030000
Video BW. [MHz]	0.100000
Detector	POS
Sweep Time [ms]	1000
Sweep Points/Section	1001
Sweep Count	10
Sweep Mode	MAXH
Used Sweep Type	SWE

RESULT: TC_VM_FCC15247_Bandwidth_99PCT_20dB_DTS_FHSS_V01					
Test Description	Lower Limit	Upper Limit	Measured	Unit	Verdict
Bandwidth 99%	---	---	1.166	MHz	Information
T1	2400.000000	---	2440.4208	MHz	PASS
T2	---	2483.500000	2441.5870	MHz	PASS

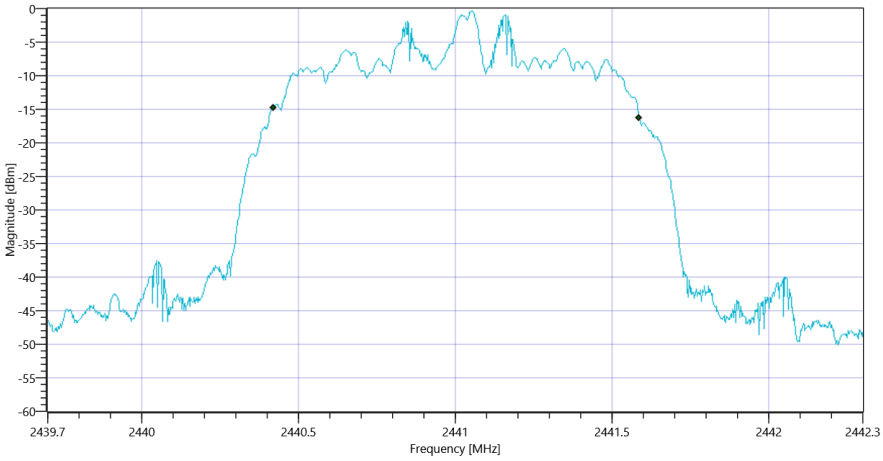

Plot_FCC Part 15.247 Bandwidth 99PCT - 20dB BT Classic EDR Pi-4DQPSK 99PCT_29012019_152640.png

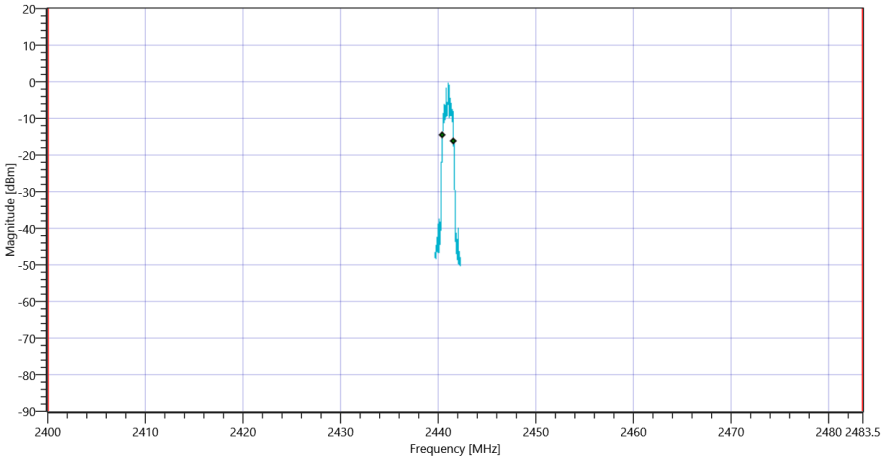

Plot_FCC Part 15.247 Bandwidth 99PCT - 20dB BT Classic EDR Pi-4DQPSK_29012019_152643.png

RESULT: TC_VM_FCC15247_Bandwidth_99PCT_20dB_DTS_FHSS_V01					
Test Description	Lower Limit	Upper Limit	Measured	Unit	Verdict
Bandwidth 20dB	---	---	1.279	MHz	Information
T1 20dB	2400.000000	---	2440.3760	MHz	PASS
T2 20dB	---	2483.500000	2441.6552	MHz	PASS

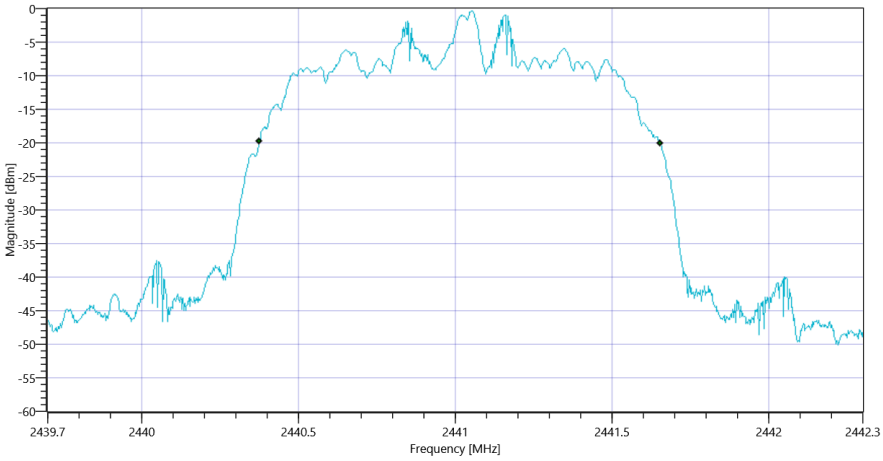

Plot_FCC Part 15.247 Bandwidth 99PCT - 20dB BT Classic EDR Pi-4DQPSK 20dB_29012019_152646.png

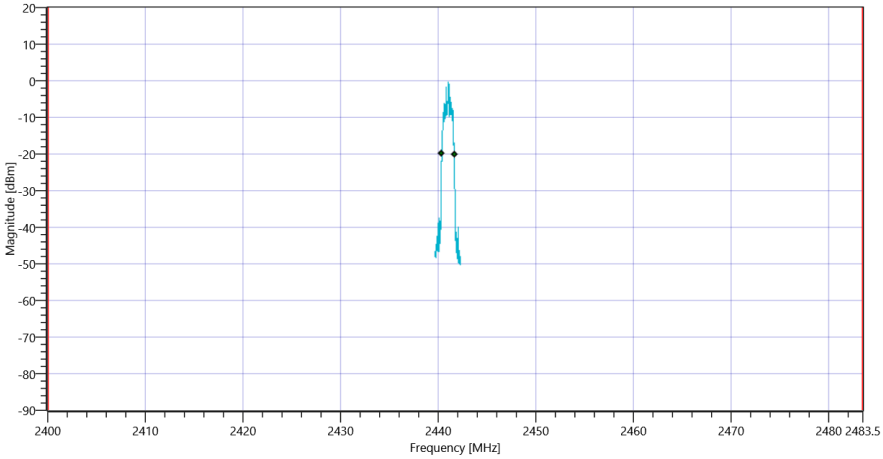

Plot_FCC Part 15.247 Bandwidth 99PCT - 20dB BT Classic EDR Pi-4DQPSK_29012019_152649.png

Test at TX 2480 MHz

RESULT: BT Classic Connection check					
Test Description	Lower Limit	Upper Limit	Measured	Unit	Verdict
Connection result	---	---	---	--	TCON

READ SA SETTINGS:	
Ref. Level [dBm]	7.88
Ref. Lev. offs [dB]	10.96
Input Attenuation [dB]	15
Freq. Start [MHz]	2478.700
Freq. Stop [MHz]	2481.300
Resolution BW. [MHz]	0.030000
Video BW. [MHz]	0.100000
Detector	POS
Sweep Time [ms]	1000
Sweep Points/Section	1001
Sweep Count	10
Sweep Mode	MAXH
Used Sweep Type	SWE

RESULT: TC_VM_FCC15247_Bandwidth_99PCT_20dB_DTS_FHSS_V01					
Test Description	Lower Limit	Upper Limit	Measured	Unit	Verdict
Bandwidth 99%	---	---	1.164	MHz	Information
T1	2400.000000	---	2479.4182	MHz	PASS
T2	---	2483.500000	2480.5818	MHz	PASS

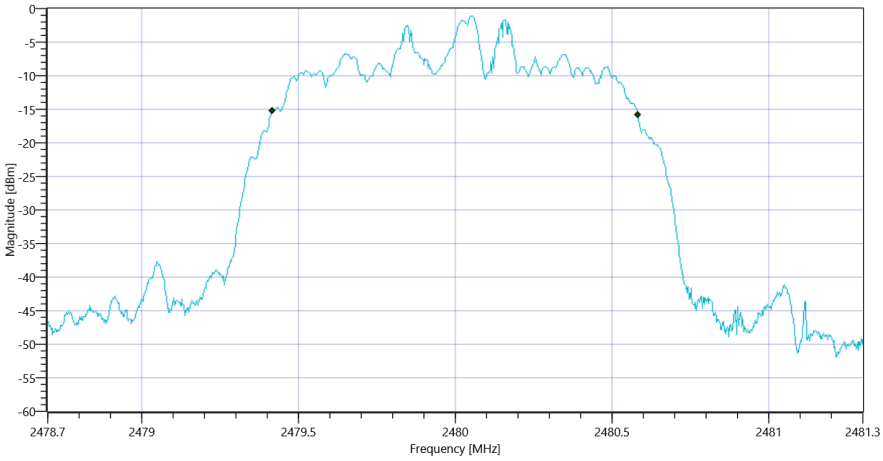

Plot_FCC Part 15.247 Bandwidth 99PCT - 20dB BT Classic EDR Pi-4DQPSK 99PCT_29012019_152714.png

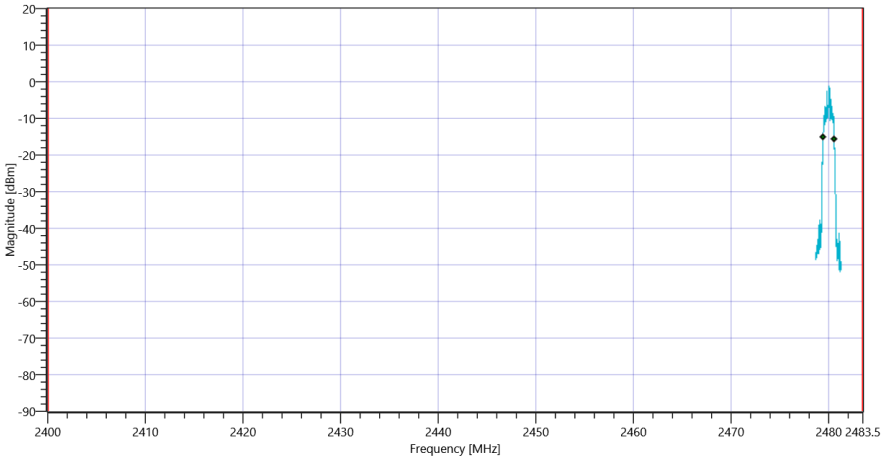

Plot_FCC Part 15.247 Bandwidth 99PCT - 20dB BT Classic EDR Pi-4DQPSK_29012019_152717.png

RESULT: TC_VM_FCC15247_Bandwidth_99PCT_20dB_DTS_FHSS_V01					
Test Description	Lower Limit	Upper Limit	Measured	Unit	Verdict
Bandwidth 20dB	---	---	1.279	MHz	Information
T1 20dB	2400.000000	---	2479.3734	MHz	PASS
T2 20dB	---	2483.500000	2480.6526	MHz	PASS

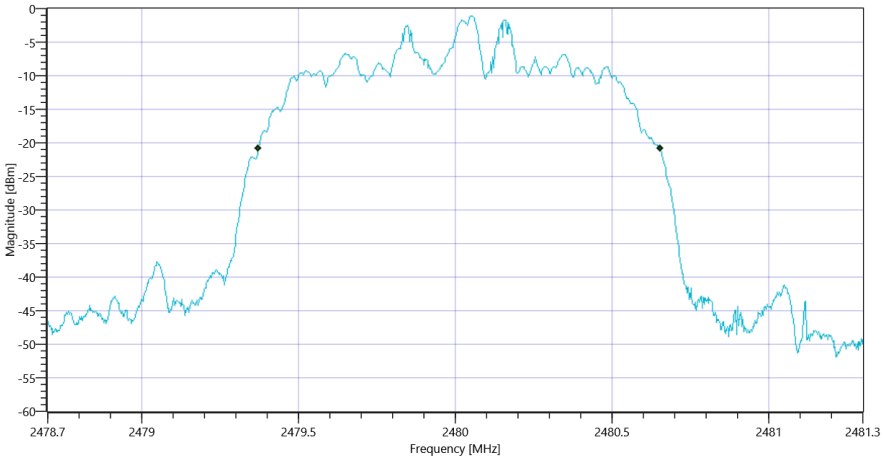

Plot_FCC Part 15.247 Bandwidth 99PCT - 20dB BT Classic EDR Pi-4DQPSK 20dB_29012019_152721.png

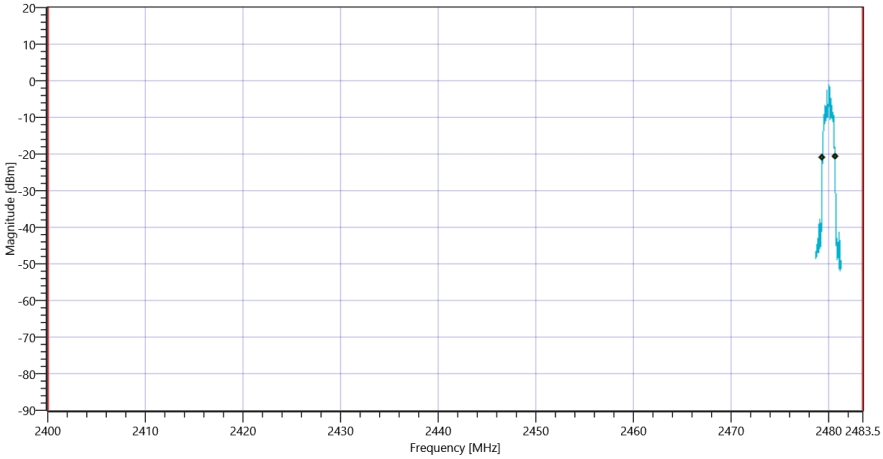

Plot_FCC Part 15.247 Bandwidth 99PCT - 20dB BT Classic EDR Pi-4DQPSK_29012019_152724.png

TEST FINISHED		
General Verdict	29.01.2019 15:27:24 / RT: 108 s	PASS

11. FCC Part 15.247 Bandwidth 99PCT - 20dB BT Classic EDR 8DPSK

Test References	
TC Start	29.01.2019 16:27:41
System Version	1.0.0.13
Test Specification	FCC Part 15.247
Test Method	
Class / TC Version / TC ID	TC_VM_FCC15247_Bandwidth_99PCT_20dB_DTS_FHSS_V01 Version: 0.0.2 | TCID_FCC15247_2
My Description	FCC 15.247 Bandwidth 99PCT - 20dB FHSS - BT Classic EDR 8DPSK
Add. Information	

Test Parameter	
Technology to test	BT Classic EDR 8DPSK
Antenna Port used	1
Temperature	mid
Voltage	mid
Frequency low to test	True | Freq [MHz] 2402
Frequency mid to test	True | Freq [MHz] 2441
Frequency high to test	True | Freq [MHz] 2480
Pattern	PRBS9
Switched Path	IUT - SignalingUnit - SpectrumAnalyzer
Devices in use	SigBT: Rohde&Schwarz,CMW,1201.0002k75/100683,3.7.70 | SA: Rohde&Schwarz,FSV-30,1321.3008K30/103809,3.40

Test at TX 2402 MHz

RESULT: BT Classic Connection check					
Test Description	Lower Limit	Upper Limit	Measured	Unit	Verdict
Connection result	---	---	---	--	TCON

READ SA SETTINGS:	
Ref. Level [dBm]	5.82
Ref. Lev. offs [dB]	10.79
Input Attenuation [dB]	15
Freq. Start [MHz]	2400.700
Freq. Stop [MHz]	2403.300
Resolution BW. [MHz]	0.030000
Video BW. [MHz]	0.100000
Detector	POS
Sweep Time [ms]	1000
Sweep Points/Section	1001
Sweep Count	10
Sweep Mode	MAXH
Used Sweep Type	SWE

RESULT: TC_VM_FCC15247_Bandwidth_99PCT_20dB_DTS_FHSS_V01					
Test Description	Lower Limit	Upper Limit	Measured	Unit	Verdict
Bandwidth 99%	---	---	1.166	MHz	Information
T1	2400.000000	---	2401.4234	MHz	PASS
T2	---	2483.500000	2402.5896	MHz	PASS

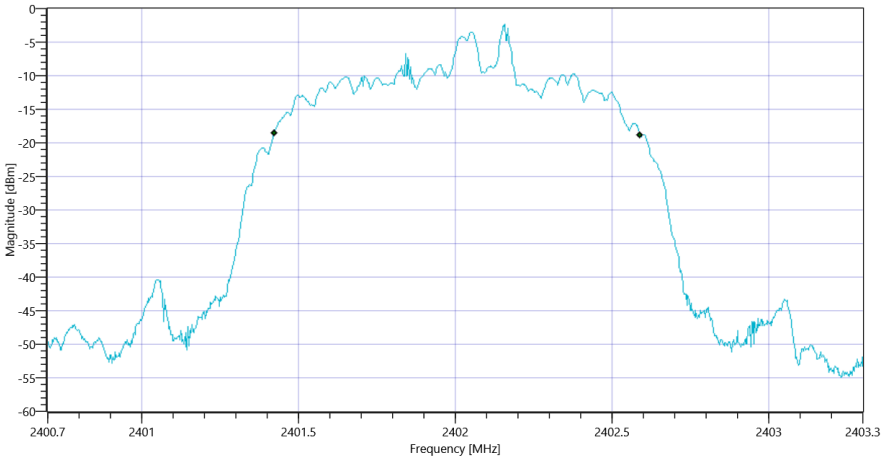

Plot_FCC Part 15.247 Bandwidth 99PCT - 20dB BT Classic EDR 8DPSK 99PCT_29012019_162816.png

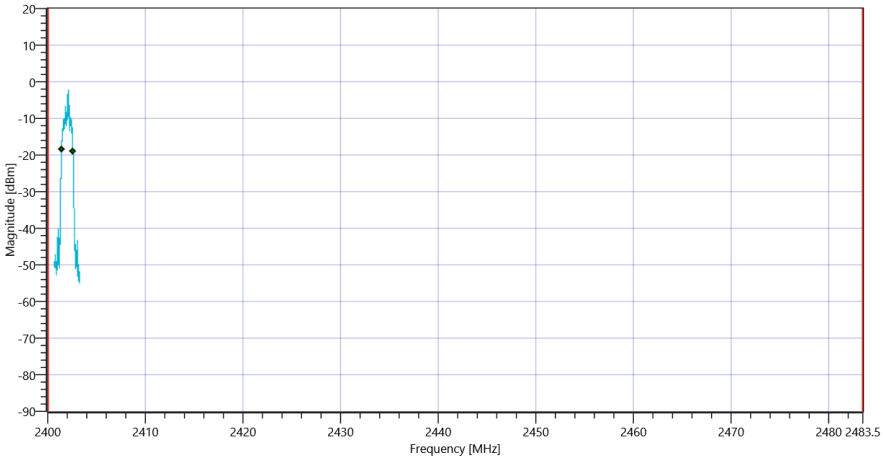

Plot_FCC Part 15.247 Bandwidth 99PCT - 20dB BT Classic EDR 8DPSK_29012019_162819.png

RESULT: TC_VM_FCC15247_Bandwidth_99PCT_20dB_DTS_FHSS_V01					
Test Description	Lower Limit	Upper Limit	Measured	Unit	Verdict
Bandwidth 20dB	---	---	1.261	MHz	Information
T1 20dB	2400.000000	---	2401.3682	MHz	PASS
T2 20dB	---	2483.500000	2402.6292	MHz	PASS

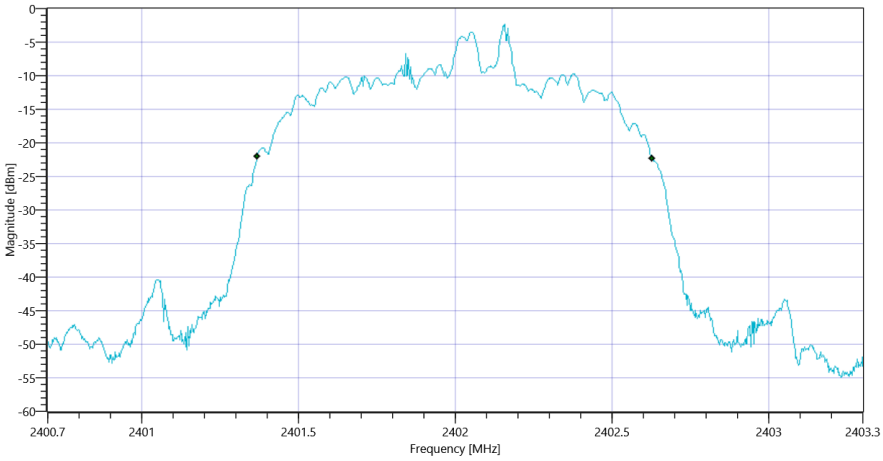

Plot_FCC Part 15.247 Bandwidth 99PCT - 20dB BT Classic EDR 8DPSK 20dB_29012019_162823.png

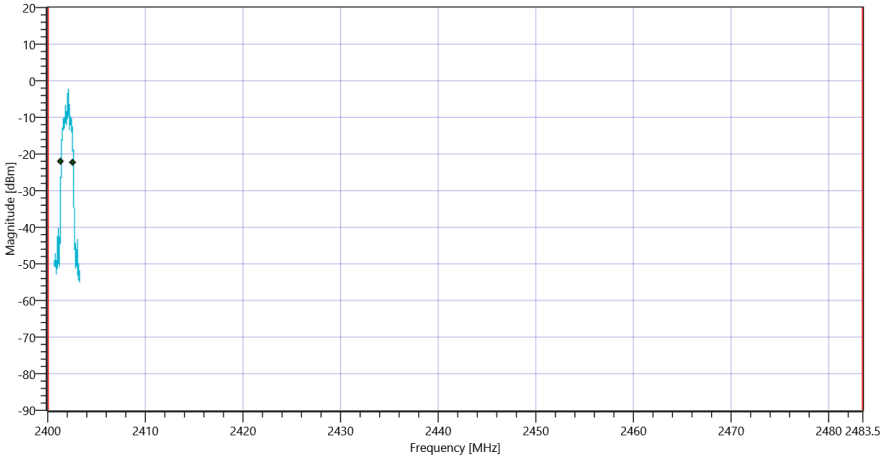

Plot_FCC Part 15.247 Bandwidth 99PCT - 20dB BT Classic EDR 8DPSK_29012019_162825.png

Test at TX 2441 MHz

RESULT: BT Classic Connection check					
Test Description	Lower Limit	Upper Limit	Measured	Unit	Verdict
Connection result	---	---	---	--	TCON

READ SA SETTINGS:	
Ref. Level [dBm]	7.79
Ref. Lev. offs [dB]	10.91
Input Attenuation [dB]	15
Freq. Start [MHz]	2439.700
Freq. Stop [MHz]	2442.300
Resolution BW. [MHz]	0.030000
Video BW. [MHz]	0.100000
Detector	POS
Sweep Time [ms]	1000
Sweep Points/Section	1001
Sweep Count	10
Sweep Mode	MAXH
Used Sweep Type	SWE

RESULT: TC_VM_FCC15247_Bandwidth_99PCT_20dB_DTS_FHSS_V01					
Test Description	Lower Limit	Upper Limit	Measured	Unit	Verdict
Bandwidth 99%	---	---	1.164	MHz	Information
T1	2400.000000	---	2440.4260	MHz	PASS
T2	---	2483.500000	2441.5896	MHz	PASS

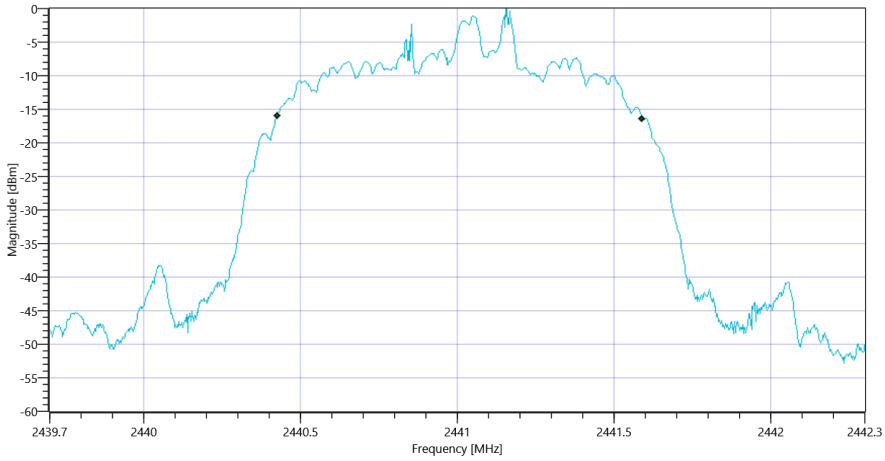

Plot_FCC Part 15.247 Bandwidth 99PCT - 20dB BT Classic EDR 8DPSK 99PCT_29012019_162850.png

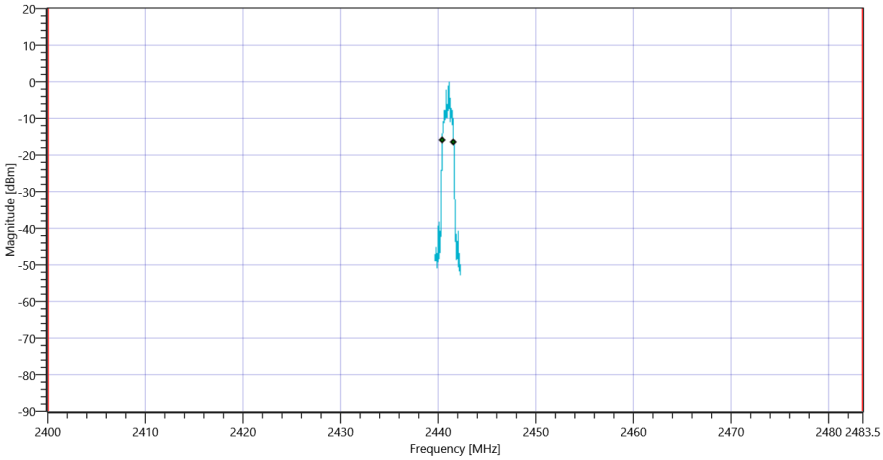

Plot_FCC Part 15.247 Bandwidth 99PCT - 20dB BT Classic EDR 8DPSK_29012019_162853.png

RESULT: TC_VM_FCC15247_Bandwidth_99PCT_20dB_DTS_FHSS_V01					
Test Description	Lower Limit	Upper Limit	Measured	Unit	Verdict
Bandwidth 20dB	---	---	1.264	MHz	Information
T1 20dB	2400.000000	---	2440.3682	MHz	PASS
T2 20dB	---	2483.500000	2441.6318	MHz	PASS

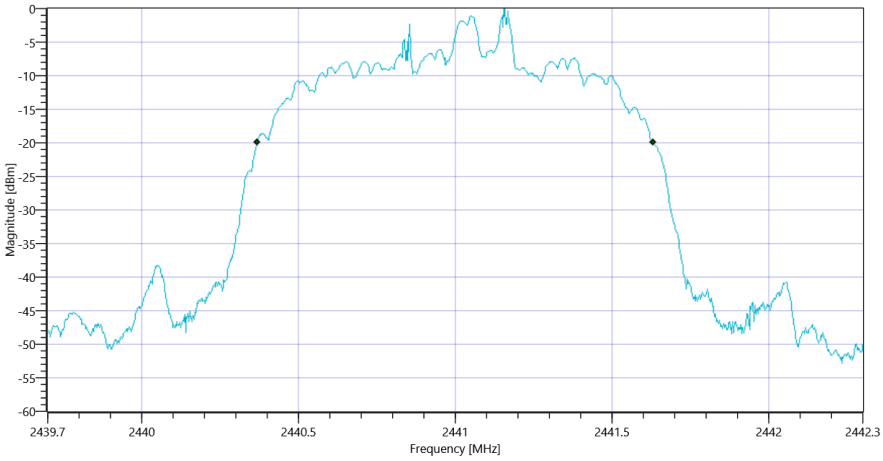

Plot_FCC Part 15.247 Bandwidth 99PCT - 20dB BT Classic EDR 8DPSK 20dB_29012019_162857.png

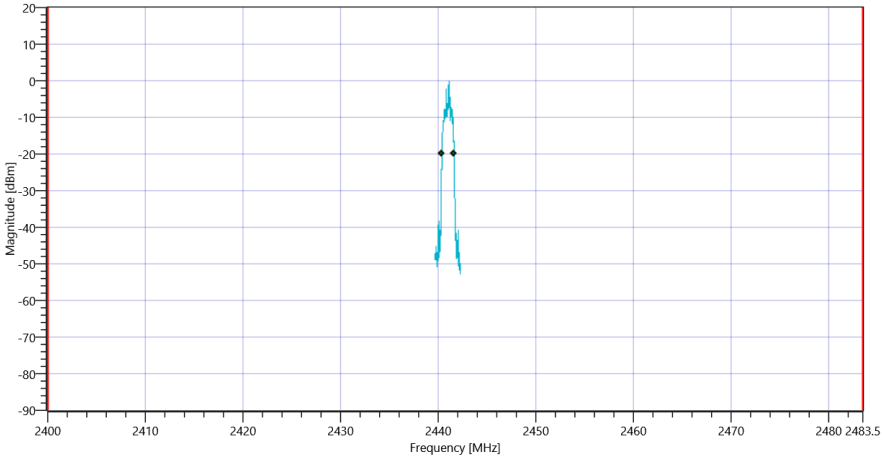

Plot_FCC Part 15.247 Bandwidth 99PCT - 20dB BT Classic EDR 8DPSK_29012019_162900.png

Test at TX 2480 MHz

RESULT: BT Classic Connection check					
Test Description	Lower Limit	Upper Limit	Measured	Unit	Verdict
Connection result	---	---	---	--	TCON

READ SA SETTINGS:	
Ref. Level [dBm]	6.40
Ref. Lev. offs [dB]	10.96
Input Attenuation [dB]	15
Freq. Start [MHz]	2478.700
Freq. Stop [MHz]	2481.300
Resolution BW. [MHz]	0.030000
Video BW. [MHz]	0.100000
Detector	POS
Sweep Time [ms]	1000
Sweep Points/Section	1001
Sweep Count	10
Sweep Mode	MAXH
Used Sweep Type	SWE

RESULT: TC_VM_FCC15247_Bandwidth_99PCT_20dB_DTS_FHSS_V01					
Test Description	Lower Limit	Upper Limit	Measured	Unit	Verdict
Bandwidth 99%	---	---	1.164	MHz	Information
T1	2400.000000	---	2479.4234	MHz	PASS
T2	---	2483.500000	2480.5870	MHz	PASS

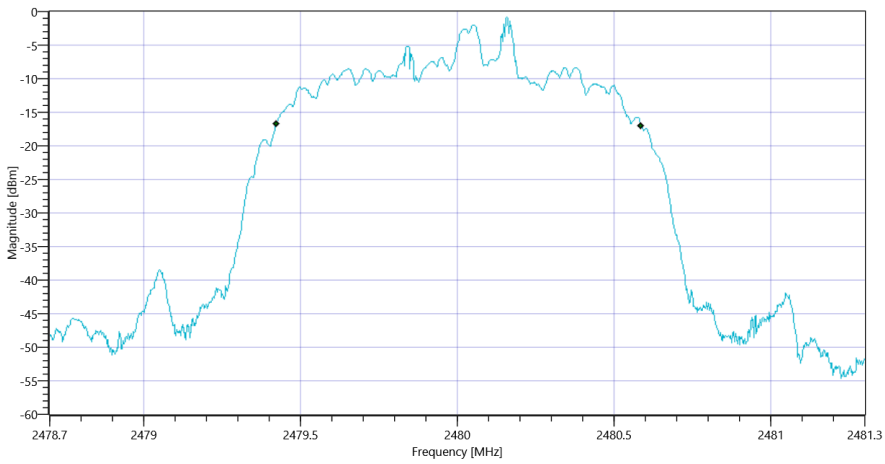

Plot_FCC Part 15.247 Bandwidth 99PCT - 20dB BT Classic EDR 8DPSK 99PCT_29012019_162925.png

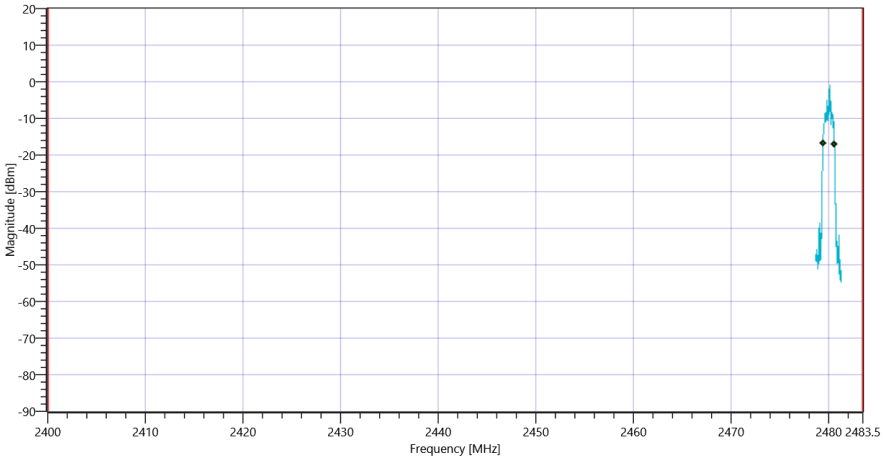

Plot_FCC Part 15.247 Bandwidth 99PCT - 20dB BT Classic EDR 8DPSK_29012019_162928.png

RESULT: TC_VM_FCC15247_Bandwidth_99PCT_20dB_DTS_FHSS_V01					
Test Description	Lower Limit	Upper Limit	Measured	Unit	Verdict
Bandwidth 20dB	---	---	1.261	MHz	Information
T1 20dB	2400.000000	---	2479.3656	MHz	PASS
T2 20dB	---	2483.500000	2480.6266	MHz	PASS

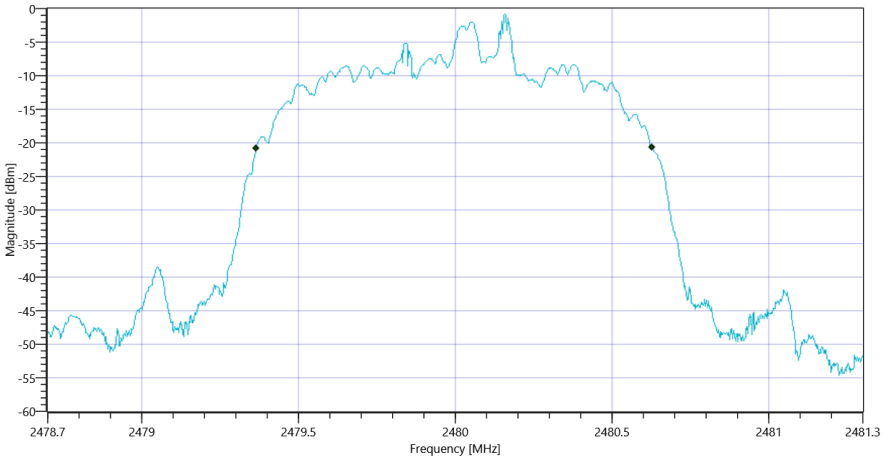

Plot_FCC Part 15.247 Bandwidth 99PCT - 20dB BT Classic EDR 8DPSK 20dB_29012019_162931.png

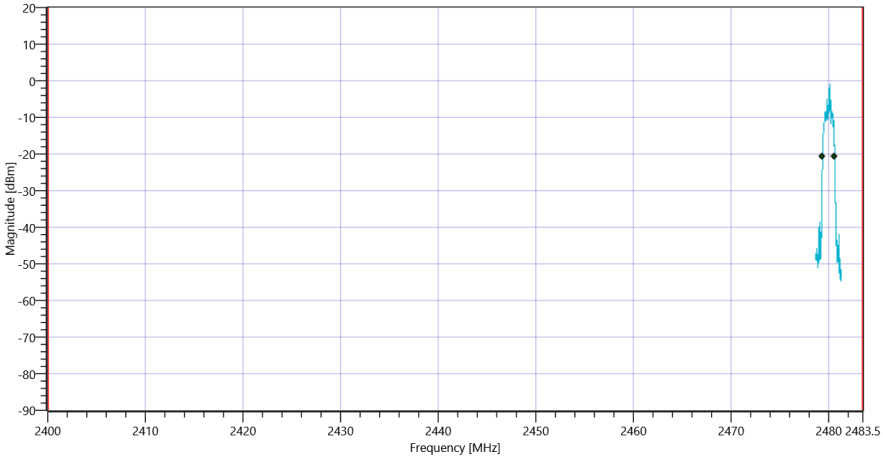

Plot_FCC Part 15.247 Bandwidth 99PCT - 20dB BT Classic EDR 8DPSK_29012019_162934.png

TEST FINISHED		
General Verdict	29.01.2019 16:29:35 / RT: 113 s	PASS

12. FCC Part 15.247 TX Spurious Conduced BT Classic Basic rate

Test References	
TC Start	29.01.2019 17:45:58
System Version	1.0.0.13
Test Specification	FCC Part 15.247
Test Method	IF DTS then 8.5 DTS emissions in non-restricted frequency bands: Subclause 11.11 of ANSI C63.10 is applicable.
Class / TC Version / TC ID	TC_VM_FCC15247_TX_Emissions_Conducted_V01 Version: 0.0.1 | TCID_FCC15247_8
My Description	FCC 15.247 TX Emissions Conducted FHSS - BT Classic Basic Rate
Add. Information	

Test Parameter	
Technology to test	BT Classic Basic rate
Antenna Port used	1
Temperature	mid
Voltage	mid
Frequency low to test	True | Freq [MHz] 2402
Frequency mid to test	True | Freq [MHz] 2441
Frequency high to test	True | Freq [MHz] 2480
Pattern	PRBS9
Switched Path	IUT - SignalingUnit - SpectrumAnalyzer
Devices in use	SigBT: Rohde&Schwarz,CMW,1201.0002k75/100683,3.7.70 | SA: Rohde&Schwarz,FSV-30,1321.3008K30/103809,3.40

Test at TX 2402 MHz

RESULT: BT Classic Connection check					
Test Description	Lower Limit	Upper Limit	Measured	Unit	Verdict
Connection result	---	---	---	--	TCON

READ SA SETTINGS:	
Ref. Level [dBm]	5.38
Resolution BW. [MHz]	0.100000
Video BW. [MHz]	0.300000
Detector	POS
Sweep Time [ms]	500
Sweep Points/Section	1001
Sweep Count	6
Sweep Mode	MAXH
Used Sweep Type	SWE

RESULT: TC_VM_FCC15247_TX_Emissions_Conducted_V01					
Test Description	Lower Limit	Upper Limit	Measured	Unit	Verdict
Reference @ 2402.00 MHz	---	---	-1.13	dBm	Information
No peaks detected	---	---			PASS

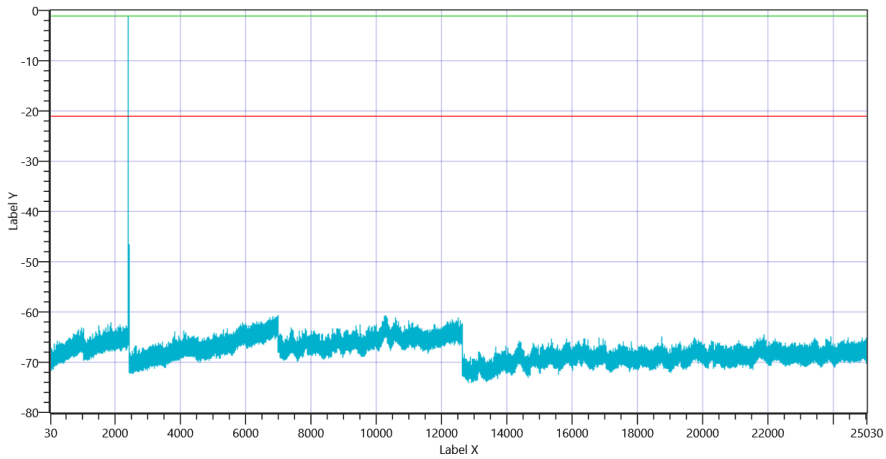

Plot_FCC Part 15.247 TX Spurious Conduced BT Classic Basic rate 2402_29012019_175518.png

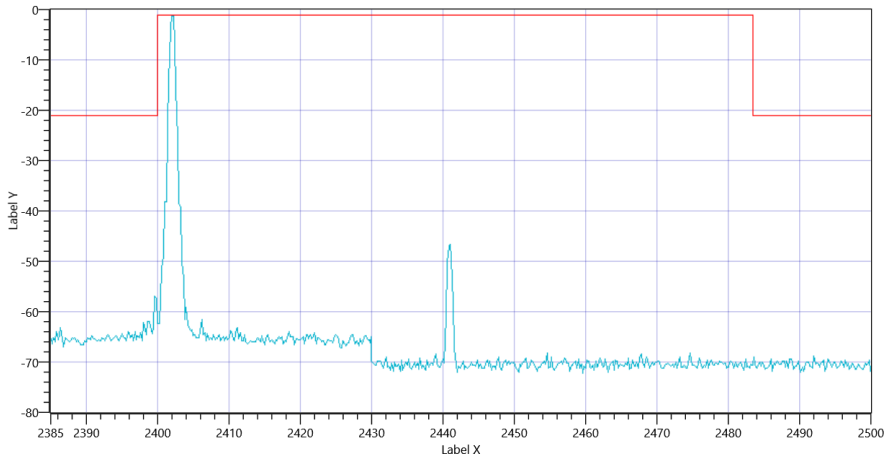

Plot_FCC Part 15.247 TX Spurious Conduced BT Classic Basic rate 2402_29012019_175521.png

Test at TX 2441 MHz

RESULT: BT Classic Connection check					
Test Description	Lower Limit	Upper Limit	Measured	Unit	Verdict
Connection result	---	---	---	--	TCON

READ SA SETTINGS:	
Ref. Level [dBm]	7.77
Resolution BW. [MHz]	0.100000
Video BW. [MHz]	0.300000
Detector	POS
Sweep Time [ms]	500
Sweep Points/Section	1001
Sweep Count	6
Sweep Mode	MAXH
Used Sweep Type	SWE

RESULT: TC_VM_FCC15247_TX_Emissions_Conducted_V01					
Test Description	Lower Limit	Upper Limit	Measured	Unit	Verdict
Reference @ 2441.00 MHz	---	---	2.00	dBm	Information
No peaks detected	---	---			PASS

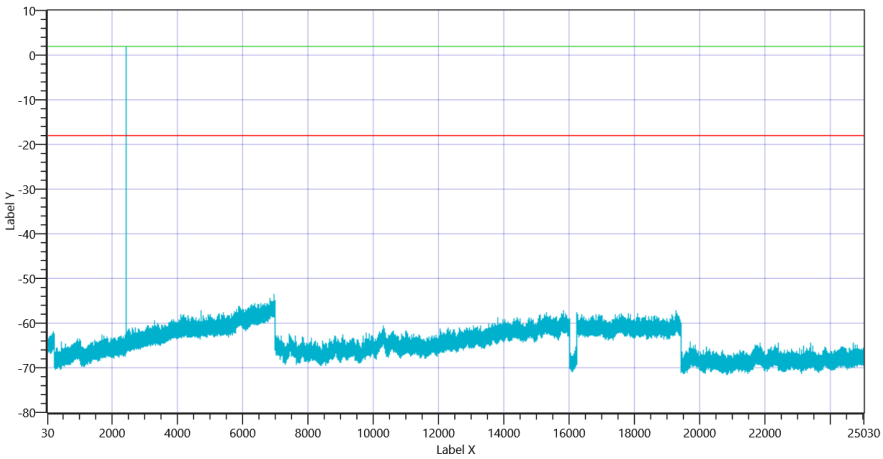

Plot_FCC Part 15.247 TX Spurious Conduced BT Classic Basic rate 2441_29012019_180425.png

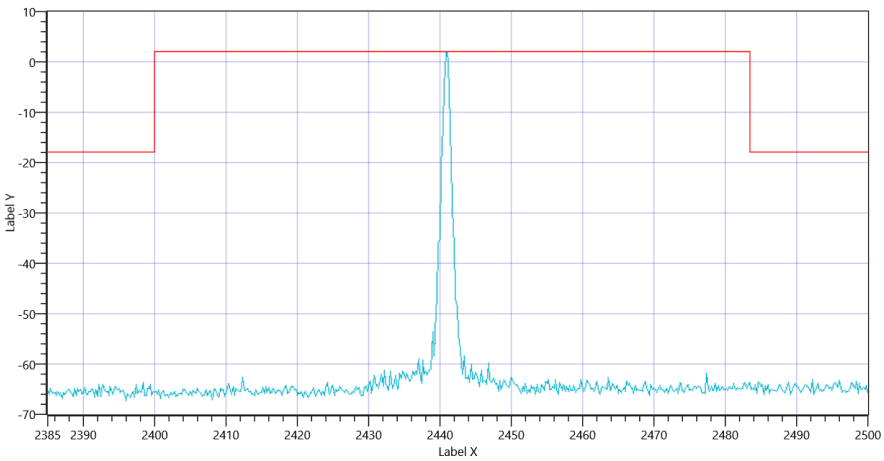

Plot_FCC Part 15.247 TX Spurious Conduced BT Classic Basic rate 2441_29012019_180428.png

Test at TX 2480 MHz

RESULT: BT Classic Connection check					
Test Description	Lower Limit	Upper Limit	Measured	Unit	Verdict
Connection result	---	---	---	--	TCON

READ SA SETTINGS:	
Ref. Level [dBm]	7.04
Resolution BW. [MHz]	0.100000
Video BW. [MHz]	0.300000
Detector	POS
Sweep Time [ms]	500
Sweep Points/Section	1001
Sweep Count	6
Sweep Mode	MAXH
Used Sweep Type	SWE

RESULT: TC_VM_FCC15247_TX_Emissions_Conducted_V01					
Test Description	Lower Limit	Upper Limit	Measured	Unit	Verdict
Reference @ 2480.00 MHz	---	---	0.86	dBm	Information
No peaks detected	---	---			PASS

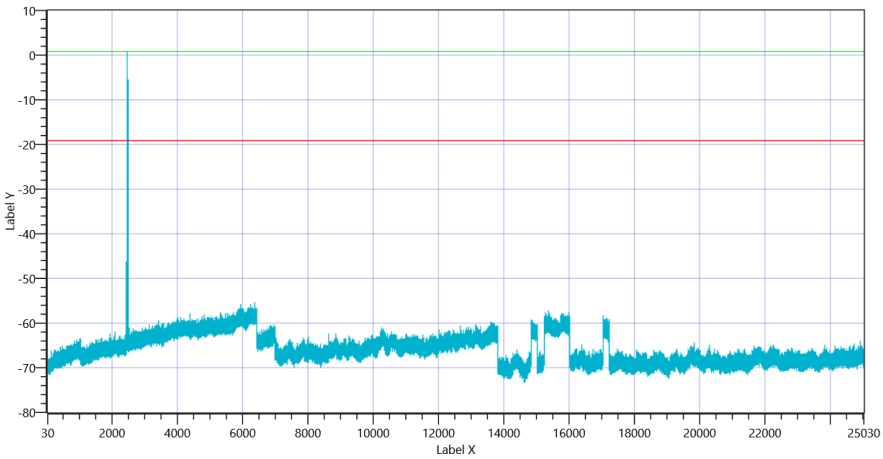

Plot_FCC Part 15.247 TX Spurious Conduced BT Classic Basic rate 2480_29012019_181333.png

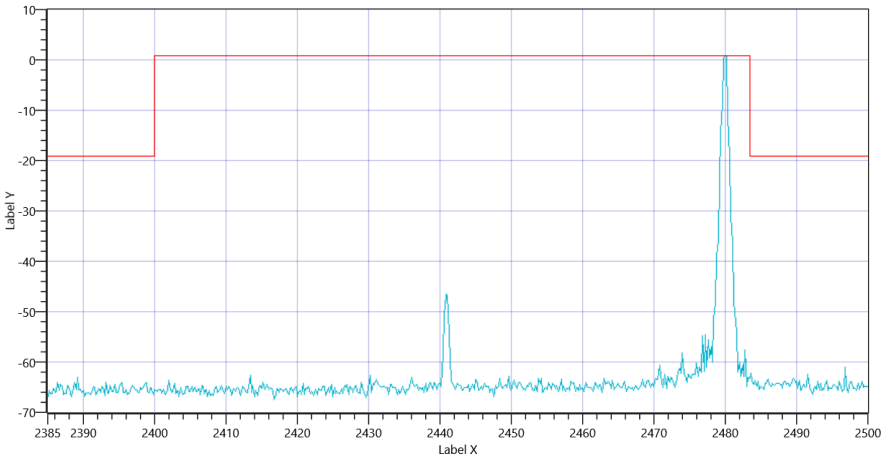

Plot_FCC Part 15.247 TX Spurious Conduced BT Classic Basic rate 2480_29012019_181335.png

TEST FINISHED

General Verdict	29.01.2019 18:13:36 / RT: 1658 s	PASS

13. FCC Part 15.247 TX Spurious Conduced BT Classic EDR 8DPSK

Test References	
TC Start	29.01.2019 16:02:03
System Version	1.0.0.13
Test Specification	FCC Part 15.247
Test Method	IF DTS then 8.5 DTS emissions in non-restricted frequency bands: Subclause 11.11 of ANSI C63.10 is applicable.
Class / TC Version / TC ID	TC_VM_FCC15247_TX_Emissions_Conducted_V01 Version: 0.0.1 | TCID_FCC15247_8
My Description	FCC 15.247 TX Emissions Conducted FHSS - BT Classic EDR 8DPSK
Add. Information	

Test Parameter	
Technology to test	BT Classic EDR 8DPSK
Antenna Port used	1
Temperature	mid
Voltage	mid
Frequency low to test	True | Freq [MHz] 2402
Frequency mid to test	True | Freq [MHz] 2441
Frequency high to test	True | Freq [MHz] 2480
Pattern	PRBS9
Switched Path	IUT - SignalingUnit - SpectrumAnalyzer
Devices in use	SigBT: Rohde&Schwarz,CMW,1201.0002k75/100683,3.7.70 | SA: Rohde&Schwarz,FSV-30,1321.3008K30/103809,3.40

Test at TX 2402 MHz

RESULT: BT Classic Connection check					
Test Description	Lower Limit	Upper Limit	Measured	Unit	Verdict
Connection result	---	---	---	--	TCON

READ SA SETTINGS:	
Ref. Level [dBm]	5.71
Resolution BW. [MHz]	0.100000
Video BW. [MHz]	0.300000
Detector	POS
Sweep Time [ms]	500
Sweep Points/Section	1001
Sweep Count	3
Sweep Mode	MAXH
Used Sweep Type	SWE

RESULT: TC_VM_FCC15247_TX_Emissions_Conducted_V01					
Test Description	Lower Limit	Upper Limit	Measured	Unit	Verdict
Reference @ 2402.00 MHz	---	---	-4.51	dBm	Information
No peaks detected	---	---			PASS

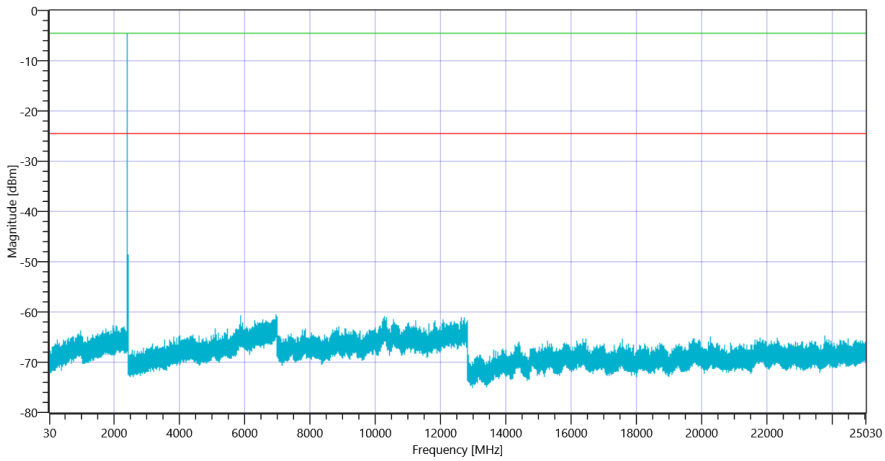

Plot_FCC Part 15.247 TX Spurious Conduced BT Classic EDR 8DPSK 2402_29012019_160744.png

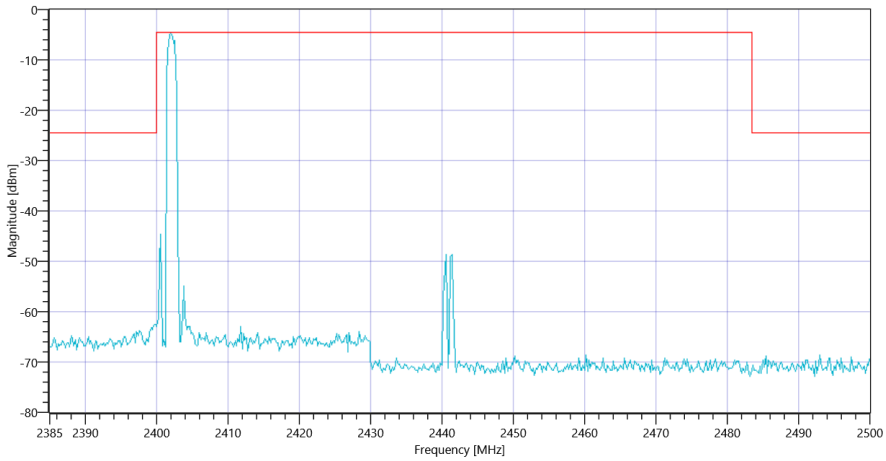

Plot_FCC Part 15.247 TX Spurious Conduced BT Classic EDR 8DPSK 2402_29012019_160747.png

Test at TX 2441 MHz

RESULT: BT Classic Connection check					
Test Description	Lower Limit	Upper Limit	Measured	Unit	Verdict
Connection result	---	---	---	--	TCON

READ SA SETTINGS:	
Ref. Level [dBm]	7.60
Resolution BW. [MHz]	0.100000
Video BW. [MHz]	0.300000
Detector	POS
Sweep Time [ms]	500
Sweep Points/Section	1001
Sweep Count	3
Sweep Mode	MAXH
Used Sweep Type	SWE

RESULT: TC_VM_FCC15247_TX_Emissions_Conducted_V01					
Test Description	Lower Limit	Upper Limit	Measured	Unit	Verdict
Reference @ 2440.80 MHz	---	---	-2.23	dBm	Information
No peaks detected	---	---			PASS

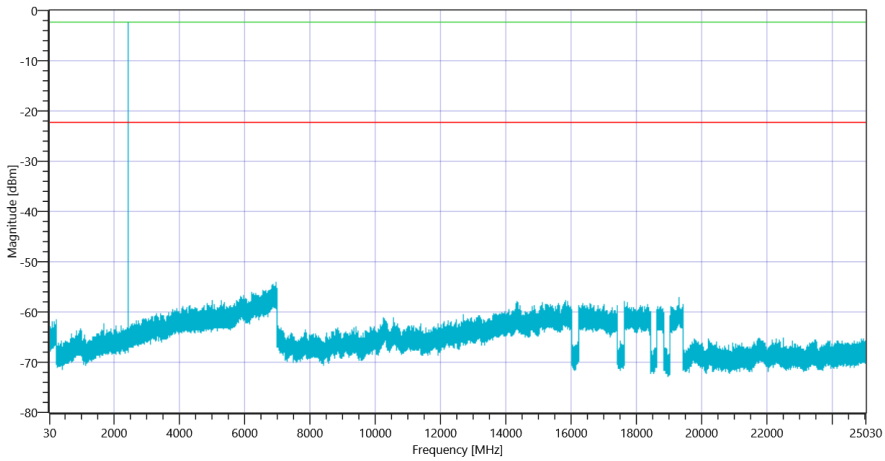

Plot_FCC Part 15.247 TX Spurious Conduced BT Classic EDR 8DPSK 2441_29012019_161324.png

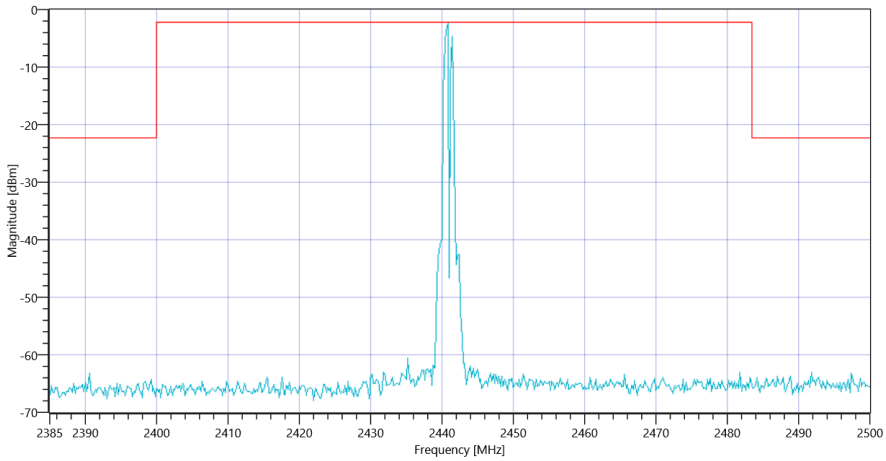

Plot_FCC Part 15.247 TX Spurious Conduced BT Classic EDR 8DPSK 2441_29012019_161326.png

Test at TX 2480 MHz

RESULT: BT Classic Connection check					
Test Description	Lower Limit	Upper Limit	Measured	Unit	Verdict
Connection result	---	---	---	--	TCON

READ SA SETTINGS:	
Ref. Level [dBm]	6.96
Resolution BW. [MHz]	0.100000
Video BW. [MHz]	0.300000
Detector	POS
Sweep Time [ms]	500
Sweep Points/Section	1001
Sweep Count	3
Sweep Mode	MAXH
Used Sweep Type	SWE

RESULT: TC_VM_FCC15247_TX_Emissions_Conducted_V01					
Test Description	Lower Limit	Upper Limit	Measured	Unit	Verdict
Reference @ 2479.80 MHz	---	---	-3.21	dBm	Information
No peaks detected	---	---			PASS

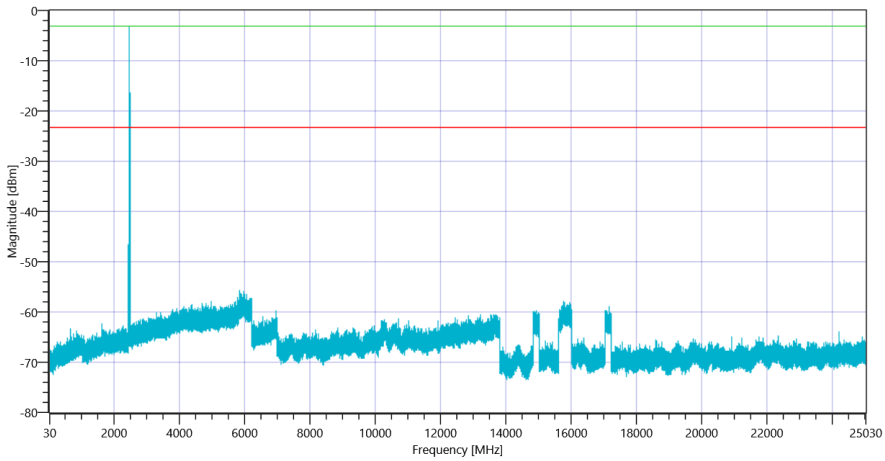

Plot_FCC Part 15.247 TX Spurious Conduced BT Classic EDR 8DPSK 2480_29012019_161904.png

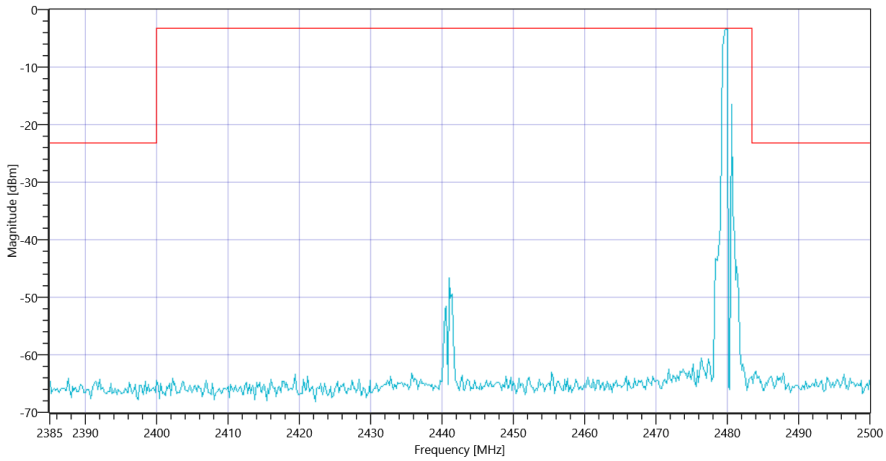

Plot_FCC Part 15.247 TX Spurious Conduced BT Classic EDR 8DPSK 2480_29012019_161907.png

TEST FINISHED

General Verdict	29.01.2019 16:19:08 / RT: 1024 s	PASS

14. FCC Part 15.247 TX Spurious Conduced BT Classic EDR Pi/4DQPSK

Test References	
TC Start	29.01.2019 18:13:38
System Version	1.0.0.13
Test Specification	FCC Part 15.247
Test Method	IF DTS then 8.5 DTS emissions in non-restricted frequency bands: Subclause 11.11 of ANSI C63.10 is applicable.
Class / TC Version / TC ID	TC_VM_FCC15247_TX_Emissions_Conducted_V01 Version: 0.0.1 | TCID_FCC15247_8
My Description	FCC 15.247 TX Emissions Conducted FHSS - BT Classic EDR Pi/4DQPSK
Add. Information	

Test Parameter	
Technology to test	BT Classic EDR Pi/4DQPSK
Antenna Port used	1
Temperature	mid
Voltage	mid
Frequency low to test	True | Freq [MHz] 2402
Frequency mid to test	True | Freq [MHz] 2441
Frequency high to test	True | Freq [MHz] 2480
Pattern	PRBS9
Switched Path	IUT - SignalingUnit - SpectrumAnalyzer
Devices in use	SigBT: Rohde&Schwarz,CMW,1201.0002k75/100683,3.7.70 | SA: Rohde&Schwarz,FSV-30,1321.3008K30/103809,3.40

Test at TX 2402 MHz

RESULT: BT Classic Connection check					
Test Description	Lower Limit	Upper Limit	Measured	Unit	Verdict
Connection result	---	---	---	--	TCON

READ SA SETTINGS:	
Ref. Level [dBm]	6.07
Resolution BW. [MHz]	0.100000
Video BW. [MHz]	0.300000
Detector	POS
Sweep Time [ms]	500
Sweep Points/Section	1001
Sweep Count	6
Sweep Mode	MAXH
Used Sweep Type	SWE

RESULT: TC_VM_FCC15247_TX_Emissions_Conducted_V01					
Test Description	Lower Limit	Upper Limit	Measured	Unit	Verdict
Reference @ 2402.00 MHz	---	---	-4.37	dBm	Information
No peaks detected	---	---			PASS

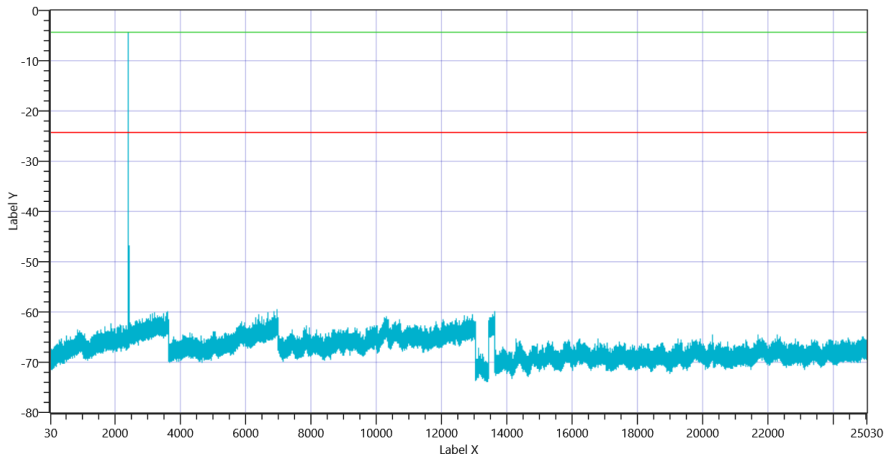

Plot_FCC Part 15.247 TX Spurious Conduced BT Classic EDR Pi-4DQPSK 2402_29012019_182249.png

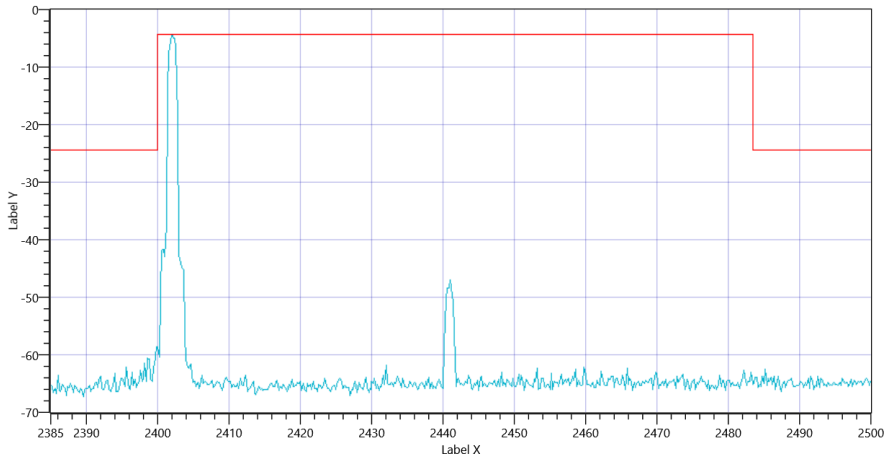

Plot_FCC Part 15.247 TX Spurious Conduced BT Classic EDR Pi-4DQPSK 2402_29012019_182251.png

Test at TX 2441 MHz

RESULT: BT Classic Connection check					
Test Description	Lower Limit	Upper Limit	Measured	Unit	Verdict
Connection result	---	---	---	--	TCON

READ SA SETTINGS:	
Ref. Level [dBm]	8.45
Resolution BW. [MHz]	0.100000
Video BW. [MHz]	0.300000
Detector	POS
Sweep Time [ms]	500
Sweep Points/Section	1001
Sweep Count	6
Sweep Mode	MAXH
Used Sweep Type	SWE

RESULT: TC_VM_FCC15247_TX_Emissions_Conducted_V01					
Test Description	Lower Limit	Upper Limit	Measured	Unit	Verdict
Reference @ 2440.80 MHz	---	---	-1.26	dBm	Information
No peaks detected	---	---			PASS

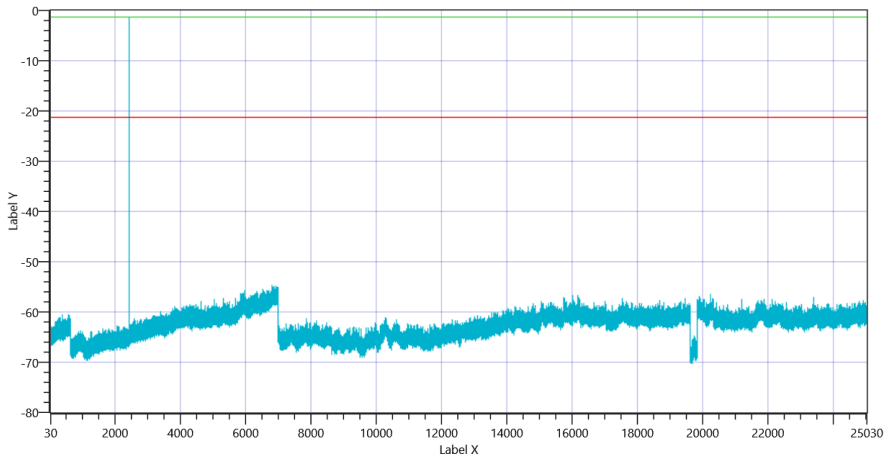

Plot_FCC Part 15.247 TX Spurious Conduced BT Classic EDR Pi-4DQPSK 2441_29012019_183155.png

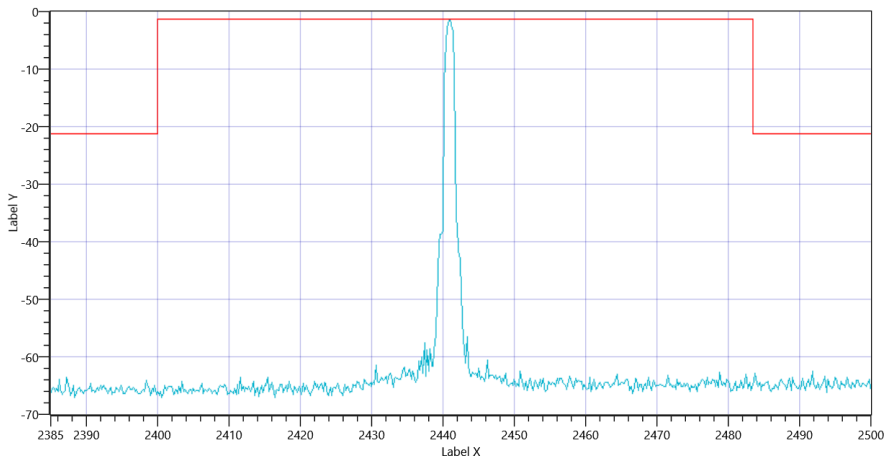

Plot_FCC Part 15.247 TX Spurious Conduced BT Classic EDR Pi-4DQPSK 2441_29012019_183158.png

Test at TX 2480 MHz

RESULT: BT Classic Connection check					
Test Description	Lower Limit	Upper Limit	Measured	Unit	Verdict
Connection result	---	---	---	--	TCON

READ SA SETTINGS:	
Ref. Level [dBm]	7.58
Resolution BW. [MHz]	0.100000
Video BW. [MHz]	0.300000
Detector	POS
Sweep Time [ms]	500
Sweep Points/Section	1001
Sweep Count	6
Sweep Mode	MAXH
Used Sweep Type	SWE

RESULT: TC_VM_FCC15247_TX_Emissions_Conducted_V01					
Test Description	Lower Limit	Upper Limit	Measured	Unit	Verdict
Reference @ 2479.80 MHz	---	---	-0.91	dBm	Information
No peaks detected	---	---			PASS

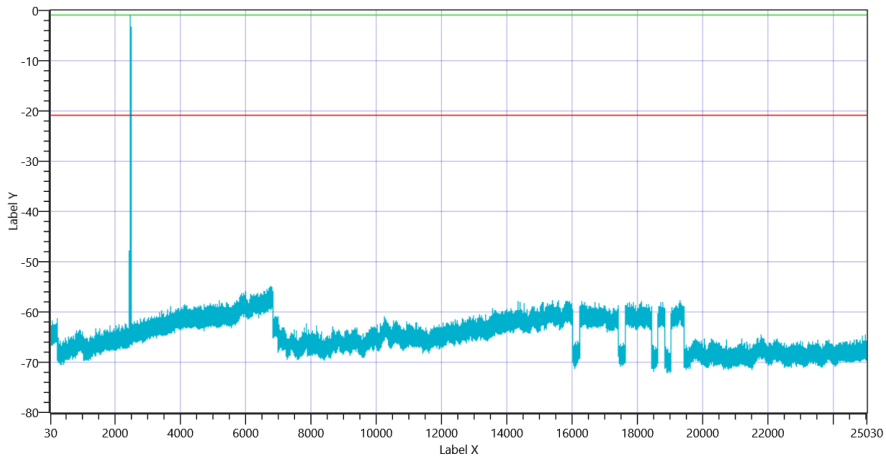

Plot_FCC Part 15.247 TX Spurious Conduced BT Classic EDR Pi-4DQPSK 2480_29012019_184102.png

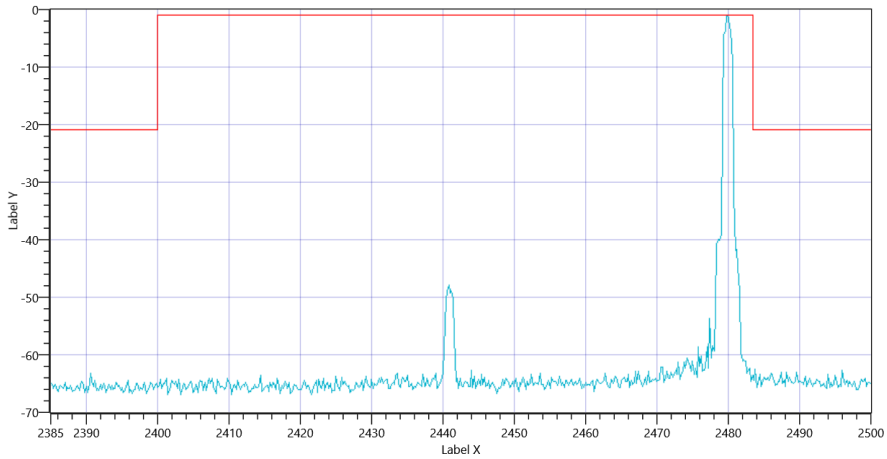

Plot_FCC Part 15.247 TX Spurious Conduced BT Classic EDR Pi-4DQPSK 2480_29012019_184104.png

TEST FINISHED

General Verdict	29.01.2019 18:41:06 / RT: 1647 s	PASS

- END OF DOCUMENT -