TEST REPORT

Application No.:	SHEM1902011145CR
FCC ID:	2ASN7-LOGGER1000
IC:	24895-LOGGER1000
Applicant:	SUNGROW POWER SUPPLY Co., Ltd
Address of Applicant:	No.1699 Xiyou Rd., New & High Technology Industrial Development Zone, Hefei, P.R. China
Manufacturer:	SUNGROW POWER SUPPLY Co., Ltd
Address of Manufacturer:	No.1699 Xiyou Rd., New & High Technology Industrial Development Zone, Hefei, P.R. China
Factory:	SUNGROW POWER SUPPLY Co., Ltd
Address of Factory:	No.1699 Xiyou Rd., New & High Technology Industrial Development Zone, Hefei, P.R. China
Equipment Under Test (EUT):	
EUT Name:	DataLogger
Model No.:	Logger1000
Trade mark:	Sungrow
Standard(s) :	47 CFR Part 15, Subpart E 15.407
	RSS-247 Issue 2, February 2017
	RSS-Gen Issue 5, April 2018
Date of Receipt:	2019-02-26
Date of Test:	2019-03-12 to 2019-04-03
Date of Issue:	2019-04-25
Test Result:	**Pass***

* In the configuration tested, the EUT complied with the standards specified above.

Parlam Zhan
E&E Section Manager

The manufacturer should ensure that all products in series production are in conformity with the product sample detailed in this report. If the product in this report is used in any configuration other than that detailed in the report, the manufacturer must ensure the new system complies with all relevant standards. Any mention of SGS International Electrical Approvals or testing done by SGS International Electrical Approvals in connection with, distribution or use of the product described in this report must be approved by SGS International Electrical Approvals in writing.

Unless otherwise agreed in writing, this document is issued by the Company subject to its General Conditions of Service printed overleaf, available on request or accessible at http://www.sgs.com/en/Terms-and-Conditions.aspx and, for electronic format documents, subject to Terms and Conditions for Electronic Documents at http://www.sgs.com/en/Terms-and-Conditions/Terms-e-Document.aspx. Attention is drawn to the limitation of liability, indemnification and jurisdiction issues defined therein. Any holder of this document is advised that information contained hereon reflects the Company's findings at the time of its intervention only and within the limits of Client's instructions, if any. The Company's sole responsibility is to its Client and this document does not exonerate parties to a transaction from exercising all their rights and obligations under the transaction documents. This document cannot be reproduced except in full, without prior written approval of the Company. Any unauthorized alteration, forgery or falsification of the content or appearance of this document is unlawful and offenders may be prosecuted to the fullest extent of the law. Unless otherwise stated the results shown in this test report refer only to the sample(s) tested and such sample(s) are retained for 30 days only.
Attention: To check the authenticity of testing /inspection report & certificate, please contact us at telephone: (86-755) 8307 1443, or email: CN.Doccheck@sgs.com

SGS-CSTC Standards Technical Services (Shanghai) Co., Ltd. Testing Center EMC Laboratory
NO.588 West Jindu Road,Songjiang District,Shanghai,China 201612 t(86-21) 61915666 f(86-21)61915678 www.sgsgroup.com.cn
中国・上海・松江区金都西路588号 邮编: 201612 t(86-21) 61915666 f(86-21)61915678 e sgs.china@sgs.com

Revision Record			
Version	**Description**	**Date**	**Remark**
00	Original	2019-04-25	/

Authorized for issue by:				
		Bill Wu **Bill Wu / Project Engineer**		
		Darlam Zhan **Eddy Zong / Reviewer**		

2 Test Summary

Radio Spectrum Technical Requirement				
Item	**FCC Requirement**	**IC Requirement**	**Method**	**Result**
Antenna Requirement	47 CFR Part 15, Subpart C 15.203	RSS-Gen Clause 6.8	N/A	Pass
Transmission in the Absence of Data	47 CFR Part 15, Subpart C 15.407 (c)	RSS-247 Section 6.4(a)	N/A	Pass

N/A: Not applicable

Radio Spectrum Matter Part				
Item	**FCC Requirement**	**IC Requirement**	**Method**	**Result**
Conducted Emissions at AC Power Line (150kHz-30MHz)	47 CFR Part 15, Subpart C 15.207 & 15.407 b(6)	RSS-Gen Section 8.8	ANSI C63.10 (2013) Section 6.2	Pass
99% Bandwidth	N/A	RSS-Gen Section 6.6	KDB 789033 II D	Pass
26dB Emission bandwidth	47 CFR Part 15, Subpart C 15.407 (a)	RSS-247 Section 6.2.1(1)	KDB 789033 D02 II C 1	Pass
Minimum 6 dB bandwidth (5.725-5.85 GHz band)	47 CFR Part 15, Subpart C 15.407 (e)	RSS-247 Section 6.2.4	KDB 789033 D02 II C 2	Pass
Maximum Conducted output power	47 CFR Part 15, Subpart C 15.407 (a)	RSS-247 Section 6.2.1&6.2.2&6.2.3&6.2.4	KDB 789033 D02 II E	Pass
Peak Power spectrum density	47 CFR Part 15, Subpart C 15.407 (a)	RSS-247 Section 6.2.1&6.2.2&6.2.3&6.2.4	KDB 789033 D02 II F	Pass
Radiated Emissions	47 CFR Part 15, Subpart C 15.209 & 15.407(b)	Section 3.3 & RSS-Gen Section 8.9	KDB 789033 D02 II G	Pass
Radiated Emissions which fall in the restricted bands	47 CFR Part 15, Subpart C 15.209 & 15.407(b)	Section 3.3 & RSS-Gen Section 8.9	KDB 789033 D02 II G	Pass
Frequency Stability	47 CFR Part 15, Subpart C 15.407 (g)	RSS-Gen Section 8.11	ANSI C63.10 (2013) Section 6.8& RSS-Gen Section 6.11	Pass

Remark:Frequency stability requested in RSS GEN S8.11 has been complied since the result of band edge can demonstrate.

3 Contents

Page

1 COVER PAGE 1

2 TEST SUMMARY 3

3 CONTENTS 4

4 GENERAL INFORMATION 5

4.1 DETAILS OF E.U.T 5
4.2 DESCRIPTION OF SUPPORT UNITS 6
4.3 POWER LEVEL SETTING USING IN TEST: 7
4.4 MEASUREMENT UNCERTAINTY 8
4.5 TEST LOCATION 9
4.6 TEST FACILITY 9
4.7 DEVIATION FROM STANDARDS 9
4.8 ABNORMALITIES FROM STANDARD CONDITIONS 9

5 EQUIPMENT LIST 10

6 RADIO SPECTRUM TECHNICAL REQUIREMENT 11

6.1 ANTENNA REQUIREMENT 11
6.2 TRANSMISSION IN THE ABSENCE OF DATA 13

7 RADIO SPECTRUM MATTER TEST RESULTS 14

7.1 CONDUCTED EMISSIONS AT AC POWER LINE (150KHZ-30MHZ) 14
7.2 DUTY CYCLE 18
7.3 99% BANDWIDTH 20
7.4 26DB EMISSION BANDWIDTH 22
7.5 MINIMUM 6 DB BANDWIDTH (5.725-5.85 GHZ BAND) 23
7.6 MAXIMUM CONDUCTED OUTPUT POWER 24
7.7 PEAK POWER SPECTRUM DENSITY 27
7.8 RADIATED EMISSIONS 30
7.9 RADIATED EMISSIONS WHICH FALL IN THE RESTRICTED BANDS 81
7.10 FREQUENCY STABILITY 204

8 TEST SETUP PHOTOGRAPHS 206

9 EUT CONSTRUCTIONAL DETAILS 206

4 General Information

4.1 Details of E.U.T.

Power supply: DC 24V
Test voltage: DC 24V
Antenna Type Dipole Antenna & PCB Antenna
Antenna Gain Dipole: 3.82dBi
PCB: 3dBi
DFS Function Slave without Radar detection

Operation Frequency:	Band	Mode	Frequency Range(MHz)	Number of channels
	UNII Band I	802.11a/n(HT20)/ac(HT20)	5180-5240	4
		802.11n(HT40)/ac(HT40)	5190-5230	2
		802.11ac(HT80)	5210	1
	UNII Band II-A	802.11a/n(HT20)/ac(HT20)	5260-5320	4
		802.11n(HT40)/ac(HT40)	5270-5310	2
		802.11ac(HT80)	5290	1
	UNII Band II-C	802.11a/n(HT20)/ac(HT20)	5500-5700	11
		802.11n(HT40)/ac(HT40)	5510-5670	5
		802.11ac(HT80)	5530~5610	2
	UNII Band III	802.11a/n(HT20)/ac(HT20)	5745-5825	5
		802.11n(HT40)/ac(HT40)	5755-5795	2
		802.11ac(HT80)	5775	1
Modulation Type:	802.11a: OFDM (64QAM, 16QAM, QPSK, BPSK) 802.11n: OFDM (BPSK, QPSK, 16QAM, 64QAM) 802.11ac: OFDM (BPSK, QPSK, 16QAM, 64QAM, 256QAM)			
Channel Spacing:	802.11a/n(HT20)/ac(HT20): 20MHz 802.11n(HT40)/ac(HT40): 40MHz 802.11ac(HT80): 80MHz			
Data Rate:	802.11a: 6/9/12/18/24/36/48/54Mbps 802.11n: MCS0-15 802.11ac: MCS0-9			

Selected Test Channel for 802.11a/n(HT20)/ac(HT20)		
Band	Channel	Frequency
U-NII Band I	The lowest channel (CH36)	5180MHz
	The middle channel (CH40)	5200MHz
	The highest channel (CH48)	5240MHz
U-NII Band II-A	The lowest channel (CH52)	5260MHz
	The middle channel (CH60)	5300MHz
	The highest channel (CH64)	5320MHz
U-NII Band II-C	The lowest channel (CH100)	5500MHz
	The middle channel (CH120)	5600MHz
	The highest channel (CH140)	5700MHz
U-NII Band III	The lowest channel (CH149)	5745MHz
	The middle channel (CH157)	5785MHz
	The highest channel (CH165)	5825MHz

Selected Test Channel for 802.11n(HT40)/ac(HT40)		
Band	Channel	Frequency
U-NII Band I	The lowest channel (CH38)	5190MHz
	The highest channel (CH46)	5230MHz
U-NII Band II-A	The lowest channel (CH54)	5270MHz
	The highest channel (CH62)	5310MHz
U-NII Band II-C	The lowest channel (CH102)	5510MHz
	The middle channel (CH118)	5590MHz
	The highest channel (CH134)	5670MHz
U-NII Band III	The lowest channel (CH151)	5755MHz
	The highest channel (CH159)	5795MHz

Selected Test Channel for 802.11ac(HT80)		
Band	Channel	Frequency
U-NII Band I	One channel (CH42)	5210MHz
U-NII Band II-A	One channel (CH58)	5290MHz
U-NII Band II-C	The lowest channel (CH106)	5530MHz
	The middle channel (CH122)	5610MHz
U-NII Band III	One channel (CH155)	5775MHz

4.2 Description of Support Units

Description	Manufacturer	Model No.	Serial No.
Laptop	Lenovo	ThinkPad X100e	/
Power Supply	Sungrowpower	SA100	/

4.3 Power level setting using in test:

Band	802.11 a	802.11 n (HT20)	802.11 n (HT40)	802.11 ac (VHT20)	802.11 ac (VHT40)	802.11 ac (VHT80)
NII 1	21	21	20	20	19	19
NII 2A	21	21	19	20	19	18
NII 2C	21	21	19	20	19	18
NII 3	20	20	19	19	18	18

4.4 Measurement Uncertainty

No.	Item	Measurement Uncertainty
1	Radio Frequency	±8.4 x 10-8
2	Timeout	±2s
3	Duty cycle	±0.37%
4	Occupied Bandwidth	±3%
5	RF conducted power	±0.6dB
6	RF power density	±2.84dB
7	Conducted Spurious emissions	±0.75dB
8	RF Radiated power	±4.6dB (Below 1GHz)
		±4.1dB (Above 1GHz)
9	Radiated Spurious emission test	±4.2dB (Below 30MHz)
		±4.4dB (30MHz-1GHz)
		±4.8dB (1GHz-18GHz)
		±5.2dB (Above 18GHz)
10	Temperature test	±1°C
11	Humidity test	±3%
12	Supply voltages	±1.5%
13	Time	±3%

Note: The measurement uncertainty represents an expanded uncertainty expressed at approximately the 95% confidence level using a coverage factor of k=2.

4.5 Test Location

All tests were performed at:

SGS-CSTC Standards Technical Services (Shanghai) Co., Ltd. E&E Lab

588 West Jindu Road, Xinqiao, Songjiang, 201612 Shanghai, China

Tel: +86 21 6191 5666 Fax: +86 21 6191 5678

No tests were sub-contracted.

4.6 Test Facility

The test facility is recognized, certified, or accredited by the following organizations:

• CNAS (No. CNAS L0599)

CNAS has accredited SGS-CSTC Standards Technical Services (Shanghai) Co., Ltd. to ISO/IEC 17025:2005 General Requirements for the Competence of Testing and Calibration Laboratories (CNAS-CL01 Accreditation Criteria for the Competence of Testing and Calibration Laboratories) for the competence in the field of testing.

• NVLAP (Certificate No. 201034-0)

SGS-CSTC Standards Technical Services (Shanghai) Co., Ltd. is accredited by the National Voluntary Laboratory Accreditation Program(NVLAP). Certificate No. 201034-0.

• FCC –Designation Number: CN5033

SGS-CSTC Standards Technical Services (Shanghai) Co., Ltd. has been recognized as an accredited testing laboratory.

Designation Number: CN5033. Test Firm Registration Number: 479755.

• Innovation, Science and Economic Development Canada

SGS-CSTC Standards Technical Services (Shanghai) Co., Ltd. EMC Laboratory has been recognized by ISED as an accredited testing laboratory.

IC Registration No.: 8617A-1. CAB identifier: CN0020.

• VCCI (Member No.: 3061)

The 3m Semi-anechoic chamber and Shielded Room of SGS-CSTC Standards Technical Services (Shanghai) Co., Ltd. has been registered in accordance with the Regulations for Voluntary Control Measures with Registration No.: R-13868, C-14336, T-12221, G-10830 respectively.

4.7 Deviation from Standards

None

4.8 Abnormalities from Standard Conditions

None

5 Equipment List

Equipment	Manufacturer	Model No	Inventory No	Cal Date	Cal Due Date
Conducted Emission at AC Power Line					
EMI test receiver	R&S	ESR7	SHEM162-1	2018-12-20	2019-12-19
LISN	Schwarzbeck	NSLK8127	SHEM061-1	2018-12-20	2019-12-19
LISN	EMCO	3816/2	SHEM019-1	2018-12-20	2019-12-19
Pulse limiter	R&S	ESH3-Z2	SHEM029-1	2018-12-20	2019-12-19
CE test Cable	/	CE01	/	2018-12-26	2019-12-25
Conducted Test					
Spectrum Analyzer	R&S	FSP-30	SHEM002-1	2018-12-20	2019-12-19
Spectrum Analyzer	Agilent	N9020A	SHEM181-1	2018-08-13	2019-08-12
Signal Generator	R&S	SMR20	SHEM006-1	2018-08-13	2019-08-12
Signal Generator	Agilent	N5182A	SHEM182-1	2018-08-13	2019-08-12
Communication Tester	R&S	CMW270	SHEM183-1	2018-08-13	2019-08-12
Switcher	Tonscend	JS0806	SHEM184-1	2018-08-13	2019-08-12
Power Sensor	Keysight	U2021XA * 4	SHEM184-1	2018-08-13	2019-08-12
Splitter	Anritsu	MA1612A	SHEM185-1	/	/
Coupler	e-meca	803-S-1	SHEM186-1	/	/
High-low Temp Cabinet	Suzhou Zhihe	TL-40	SHEM087-1	2017-09-25	2020-09-24
AC Power Stabilizer	WOCEN	6100	SHEM045-1	2018-12-26	2019-12-25
DC Power Supply	MCN	MCH-303A	SHEM210-1	2018-12-26	2019-12-25
Conducted test Cable	/	RF01~RF04	/	2018-12-26	2019-12-25
Radiated Test					
EMI test Receiver	R&S	ESU40	SHEM051-1	2018-12-20	2019-12-19
Spectrum Analyzer	R&S	FSP-30	SHEM002-1	2018-12-20	2019-12-19
Loop Antenna (9kHz-30MHz)	Schwarzbeck	FMZB1519	SHEM135-1	2017-04-10	2020-04-09
Antenna (25MHz-2GHz)	Schwarzbeck	VULB9168	SHEM048-1	2017-02-28	2020-02-27
Antenna (25MHz-3GHz)	Schwarzbeck	HL562	SHEM010-1	2017-02-28	2020-02-27
Horn Antenna (1-8GHz)	Schwarzbeck	HF906	SHEM009-1	2017-10-24	2020-10-23
Horn Antenna (1-18GHz)	Schwarzbeck	BBHA9120D	SHEM050-1	2017-01-14	2020-01-13
Horn Antenna (14-40GHz)	Schwarzbeck	BBHA 9170	SHEM049-1	2017-12-03	2020-12-02
Pre-amplifier (9KHz-2GHz)	CLAVIIO	BDLNA-0001	SHEM164-1	2018-08-13	2019-08-12
Pre-amplifier (1-18GHz)	CLAVIIO	BDLNA-0118	SHEM050-2	2018-08-13	2019-08-12
High-amplifier (14-40GHz)	Schwarzbeck	10001	SHEM049-2	2018-12-20	2019-12-19
Signal Generator	R&S	SMR40	SHEM058-1	2018-08-13	2019-08-12
Band Filter	LORCH	9BRX-875/X150	SHEM156-1	/	/
Band Filter	LORCH	13BRX-1950/X500	SHEM083-2	/	/
Band Filter	LORCH	5BRX-2400/X200	SHEM155-1	/	/
Band Filter	LORCH	5BRX-5500/X1000	SHEM157-2	/	/
High pass Filter	Wainwright	WHK3.0/18G	SHEM157-1	/	/
High pass Filter	Wainwright	WHKS1700	SHEM157-3	/	/
Semi/Fully Anechoic	ST	11*6*6M	SHEM078-2	2017-07-22	2020-07-21
RE test Cable	/	RE01, RE02, RE06	/	2018-12-26	2019-12-25

6 Radio Spectrum Technical Requirement

6.1 Antenna Requirement

6.1.1 Test Requirement:

47 CFR Part 15, Subpart C 15.203

6.1.2 Conclusion

Standard Requirement:

An intentional radiator shall be designed to ensure that no antenna other than that furnished by the responsible party shall be used with the device. The use of a antenna that uses a unique coupling to the intentional radiator, the manufacturer may design the unit permanently attached antenna or of an so that a broken antenna can be replaced by the user, but the use of a standard antenna jack or electrical connector is prohibited.

EUT Antenna:

The antenna is dipole antenna & PCB antenna and no consideration of replacement. The best case gain of the antenna is 3.82dBi & 3dBi.




PCB Antenna


RP-SMA Connector
WLAN

6.2 Transmission in the Absence of Data

6.2.1 Test Requirement:

47 CFR Part 15, Subpart C 15.407 (c)

6.2.2 Conclusion

Standard Requirement:

The device shall automatically discontinue transmission in case of either absence of information to transmit or operational failure. These provisions are not intended to preclude the transmission of control or signalling information or the use of repetitive codes used by certain digital technologies to complete frame or burst intervals.

Applicants shall include in their application for equipment authorization a description of how this requirement is met.

EUT Details:

WIFI chip (QCA9377) support automatically discontinue transmission in case of either absence of information to transmit or operational failure, if the chip detect absence of information to transmit or operational failure, it will be automatically shut off.

7 Radio Spectrum Matter Test Results

7.1 Conducted Emissions at AC Power Line (150kHz-30MHz)

Test Requirement 47 CFR Part 15, Subpart C 15.207 & 15.407 b(6)

Test Method: ANSI C63.10 (2013) Section 6.2

Limit:

Frequency of emission(MHz)	Conducted limit(dBμV)	
	Quasi-peak	Average
0.15-0.5	66 to 56*	56 to 46*
0.5-5	56	46
5-30	60	50
*Decreases with the logarithm of the frequency.		

7.1.1 E.U.T. Operation

Operating Environment:

Temperature: 22 °C Humidity: 50 % RH Atmospheric Pressure: 1001 mbar

Pretest these mode to find the worst case:

b:TX mode (Band 1)_Keep the EUT(Dipole Antenna) in continuously transmitting mode with all modulation types. All data rates for each modulation type have been tested and found the data rate @ 6Mbps is the worst case of IEEE 802.11a; data rate @ MCS0 is the worst case of IEEE 802.11n(HT20); data rate @ MCS0 is the worst case of IEEE 802.11n(HT40); data rate @ MCS0 is the worst case of IEEE 802.11ac(VHT20); data rate @ MCS0 is the worst case of IEEE 802.11ac(VHT40); data rate @ MCS0 is the worst case of IEEE 802.11ac(VHT80). Only the data of worst case is recorded in the report.

c:TX mode (Band 2A)_Keep the EUT(Dipole Antenna) in continuously transmitting mode with all modulation types. All data rates for each modulation type have been tested and found the data rate @ 6Mbps is the worst case of IEEE 802.11a; data rate @ MCS0 is the worst case of IEEE 802.11n(HT20); data rate @ MCS0 is the worst case of IEEE 802.11n(HT40); data rate @ MCS0 is the worst case of IEEE 802.11ac(VHT20); data rate @ MCS0 is the worst case of IEEE 802.11ac(VHT40); data rate @ MCS0 is the worst case of IEEE 802.11ac(VHT80). Only the data of worst case is recorded in the report.

d:TX mode (Band 2C)_Keep the EUT(Dipole Antenna) in continuously transmitting mode with all modulation types. All data rates for each modulation type have been tested and found the data rate @ 6Mbps is the worst case of IEEE 802.11a; data rate @ MCS0 is the worst case of IEEE 802.11n(HT20); data rate @ MCS0 is the worst case of IEEE 802.11n(HT40); data rate @ MCS0 is the worst case of IEEE 802.11ac(VHT20); data rate @ MCS0 is the worst case of IEEE 802.11ac(VHT40); data rate @ MCS0 is the worst case of IEEE 802.11ac(VHT80). Only the data of worst case is recorded in the report.

e:TX mode (Band 3)_Keep the EUT(Dipole Antenna) in continuously transmitting mode with all modulation types. All data rates for each modulation type have been tested and found the data rate @ 6Mbps is the worst case of IEEE 802.11a; data rate @ MCS0 is the worst case of IEEE 802.11n(HT20); data rate @ MCS0 is the worst case of IEEE 802.11n(HT40); data rate @ MCS0 is the worst case of IEEE 802.11ac(VHT20); data rate @ MCS0 is the worst case of IEEE 802.11ac(VHT40); data rate @ MCS0 is the worst case of IEEE 802.11ac(VHT80). Only the data of worst case is recorded in the report.

The worst case for final test:

b:TX mode (Band 1)_Keep the EUT(Dipole Antenna) in continuously transmitting mode with all modulation types. All data rates for each modulation type have been tested and found the data rate @ 6Mbps is the worst case of IEEE 802.11a; data rate @ MCS0 is the worst case of IEEE 802.11n(HT20); data rate @ MCS0 is the

worst case of IEEE 802.11n(HT40); data rate @ MCS0 is the worst case of IEEE 802.11ac(VHT20); data rate @ MCS0 is the worst case of IEEE 802.11ac(VHT40); data rate @ MCS0 is the worst case of IEEE 802.11ac(VHT80). Only the data of worst case is recorded in the report.

7.1.2 Test Setup Diagram

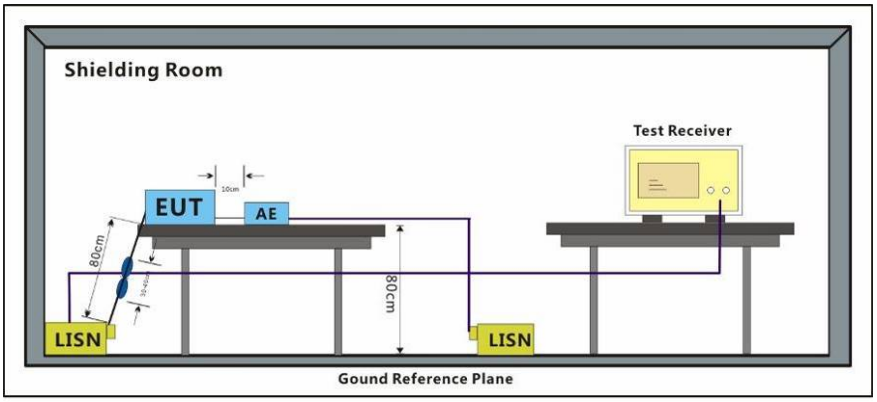

7.1.3 Measurement Procedure and Data

1) The mains terminal disturbance voltage test was conducted in a shielded room.

2) The EUT was connected to AC power source through a LISN 1 (Line Impedance Stabilization Network) which provides a 50ohm/50μH + 5ohm linear impedance. The power cables of all other units of the EUT were connected to a second LISN 2, which was bonded to the ground reference plane in the same way as the LISN 1 for the unit being measured. A multiple socket outlet strip was used to connect multiple power cables to a single LISN provided the rating of the LISN was not exceeded.

3) The tabletop EUT was placed upon a non-metallic table 0.8m above the ground reference plane. And for floor-standing arrangement, the EUT was placed on the horizontal ground reference plane,

4) The test was performed with a vertical ground reference plane. The rear of the EUT shall be 0.4 m from the vertical ground reference plane. The vertical ground reference plane was bonded to the horizontal ground reference plane. The LISN 1 was placed 0.8 m from the boundary of the unit under test and bonded to a ground reference plane for LISNs mounted on top of the ground reference plane. This distance was between the closest points of the LISN 1 and the EUT. All other units of the EUT and associated equipment was at least 0.8 m from the LISN 2.

5) In order to find the maximum emission, the relative positions of equipment and all of the interface cables must be changed according to ANSI C63.10 on conducted measurement.

Remark: LISN=Read Level+ Cable Loss+ LISN Factor

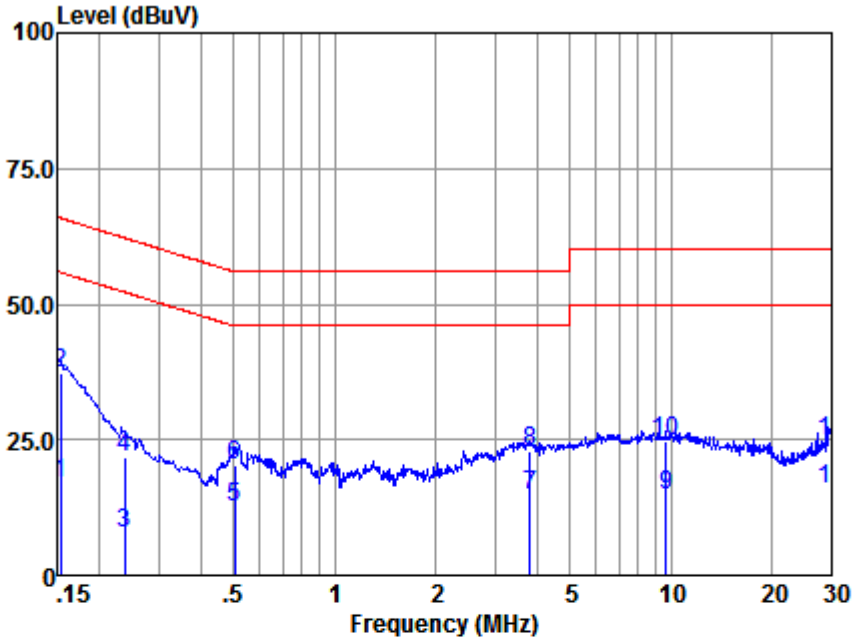

LISN : LINE
EUT/Project No : 11052CR
Test mode : b

	Freq (MHz)	Read level (dBuV)	LISN Factor (dB)	Cable Loss (dB)	Emission Level (dBuV)	Limit (dBuV)	Over Limit (dB)	Remark
1	0.15	6.95	0.09	10.00	17.04	55.87	-38.83	Average
2	0.15	27.22	0.09	10.00	37.31	65.87	-28.56	QP
3	0.24	-2.48	0.07	10.00	7.59	52.17	-44.58	Average
4	0.24	11.63	0.07	10.00	21.70	62.17	-40.47	QP
5	0.50	2.48	0.08	10.00	12.56	46.00	-33.44	Average
6	0.50	10.40	0.08	10.00	20.48	56.00	-35.52	QP
7	3.82	4.26	0.13	10.30	14.69	46.00	-31.31	Average
8	3.82	12.28	0.13	10.30	22.71	56.00	-33.29	QP
9	9.71	4.37	0.24	10.30	14.91	50.00	-35.09	Average
10	9.71	14.36	0.24	10.30	24.90	60.00	-35.10	QP
11	30.00	5.18	0.34	10.40	15.92	50.00	-34.08	Average
12	30.00	14.00	0.34	10.40	24.74	60.00	-35.26	QP

Notes: Emission Level = Read Level +LISN Factor + Cable loss

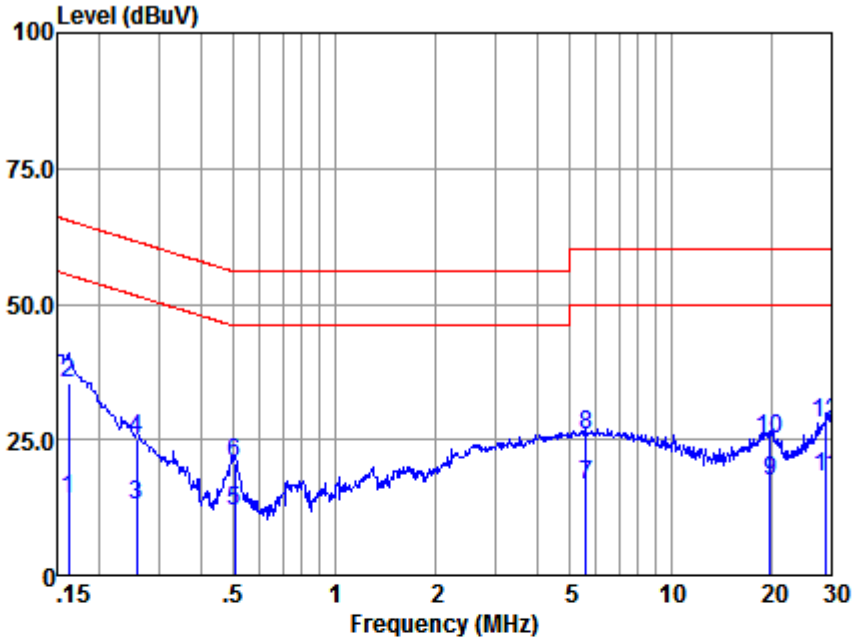

LISN : NEUTRAL
EUT/Project No : 11052CR
Test mode : b

	Freq (MHz)	Read level (dBuV)	LISN Factor (dB)	Cable Loss (dB)	Emission Level (dBuV)	Limit (dBuV)	Over Limit (dB)	Remark
1	0.16	4.09	0.07	10.00	14.16	55.38	-41.22	Average
2	0.16	25.38	0.07	10.00	35.45	65.38	-29.93	QP
3	0.26	2.95	0.06	10.00	13.01	51.51	-38.50	Average
4	0.26	14.87	0.06	10.00	24.93	61.51	-36.58	QP
5	0.50	1.83	0.06	10.00	11.89	46.00	-34.11	Average
6	0.50	10.59	0.06	10.00	20.65	56.00	-35.35	QP
7	5.59	6.31	0.14	10.30	16.75	50.00	-33.25	Average
8	5.59	15.23	0.14	10.30	25.67	60.00	-34.33	QP
9	19.74	6.59	0.29	10.40	17.28	50.00	-32.72	Average
10	19.74	14.40	0.29	10.40	25.09	60.00	-34.91	QP
11	29.06	7.16	0.37	10.40	17.93	50.00	-32.07	Average
12	29.06	17.44	0.37	10.40	28.21	60.00	-31.79	QP

Notes: Emission Level = Read Level +LISN Factor + Cable loss

7.2 Duty Cycle

Test Requirement KDB 789033 D02 II B 1

Test Method: KDB 789033 II B 1

7.2.1 E.U.T. Operation

Operating Environment:

Temperature: 20 °C Humidity: 50 % RH Atmospheric Pressure: 1010 mbar

Test mode

b:TX mode (Band 1)_Keep the EUT in continuously transmitting mode with all modulation types. All data rates for each modulation type have been tested and found the data rate @ 6Mbps is the worst case of IEEE 802.11a; data rate @ MCS0 is the worst case of IEEE 802.11n(HT20); data rate @ MCS0 is the worst case of IEEE 802.11n(HT40); data rate @ MCS0 is the worst case of IEEE 802.11ac(VHT20); data rate @ MCS0 is the worst case of IEEE 802.11ac(VHT40); data rate @ MCS0 is the worst case of IEEE 802.11ac(VHT80). Only the data of worst case is recorded in the report.

c:TX mode (Band 2A)_Keep the EUT in continuously transmitting mode with all modulation types. All data rates for each modulation type have been tested and found the data rate @ 6Mbps is the worst case of IEEE 802.11a; data rate @ MCS0 is the worst case of IEEE 802.11n(HT20); data rate @ MCS0 is the worst case of IEEE 802.11n(HT40); data rate @ MCS0 is the worst case of IEEE 802.11ac(VHT20); data rate @ MCS0 is the worst case of IEEE 802.11ac(VHT40); data rate @ MCS0 is the worst case of IEEE 802.11ac(VHT80). Only the data of worst case is recorded in the report.

d:TX mode (Band 2C)_Keep the EUT in continuously transmitting mode with all modulation types. All data rates for each modulation type have been tested and found the data rate @ 6Mbps is the worst case of IEEE 802.11a; data rate @ MCS0 is the worst case of IEEE 802.11n(HT20); data rate @ MCS0 is the worst case of IEEE 802.11n(HT40); data rate @ MCS0 is the worst case of IEEE 802.11ac(VHT20); data rate @ MCS0 is the worst case of IEEE 802.11ac(VHT40); data rate @ MCS0 is the worst case of IEEE 802.11ac(VHT80). Only the data of worst case is recorded in the report.

e:TX mode (Band 3)_Keep the EUT in continuously transmitting mode with all modulation types. All data rates for each modulation type have been tested and found the data rate @ 6Mbps is the worst case of IEEE 802.11a; data rate @ MCS0 is the worst case of IEEE 802.11n(HT20); data rate @ MCS0 is the worst case of IEEE 802.11n(HT40); data rate @ MCS0 is the worst case of IEEE 802.11ac(VHT20); data rate @ MCS0 is the worst case of IEEE 802.11ac(VHT40); data rate @ MCS0 is the worst case of IEEE 802.11ac(VHT80). Only the data of worst case is recorded in the report.

7.2.2 Test Setup Diagram

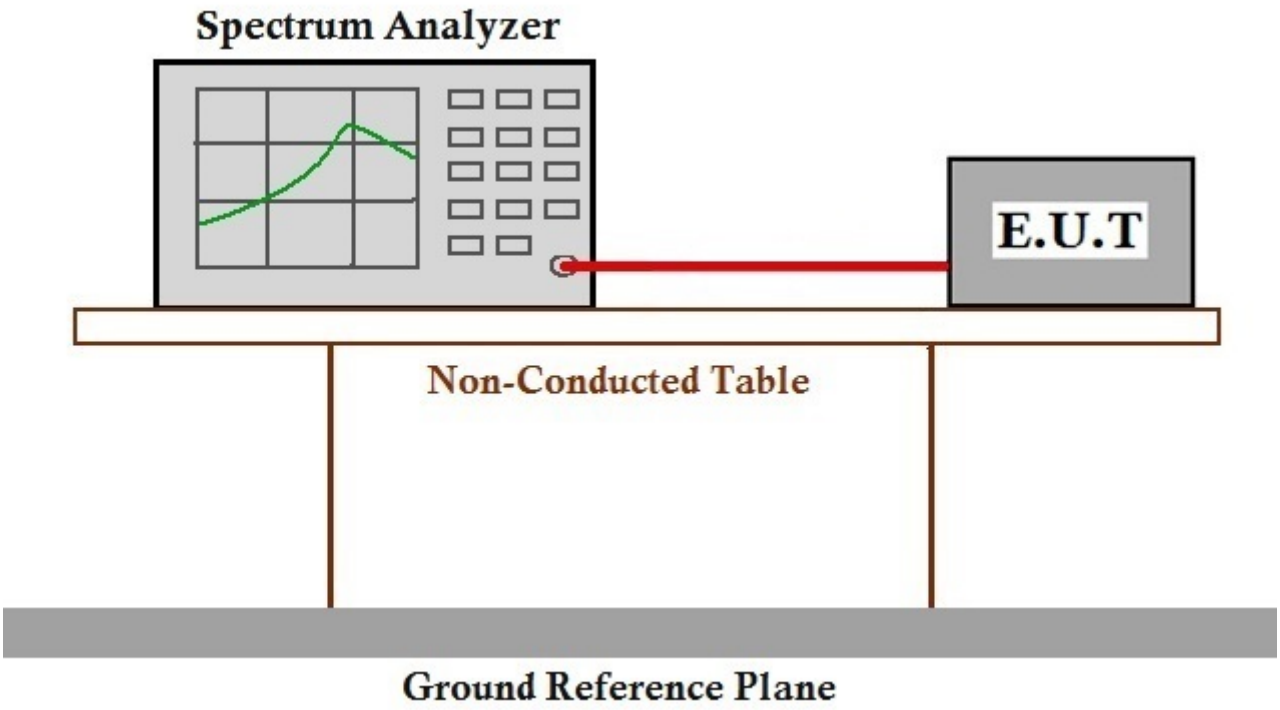

7.2.3 Measurement Procedure and Data

The detailed test data see: Appendix B SHEM190201114502

7.3 99% Bandwidth

Test Requirement N/A

Test Method: KDB 789033 II D

7.3.1 E.U.T. Operation

Operating Environment:

Temperature: 20 °C Humidity: 50 % RH Atmospheric Pressure: 1010 mbar

Test mode: b:TX mode (Band 1)_Keep the EUT in continuously transmitting mode with all modulation types. All data rates for each modulation type have been tested and found the data rate @ 6Mbps is the worst case of IEEE 802.11a; data rate @ MCS0 is the worst case of IEEE 802.11n(HT20); data rate @ MCS0 is the worst case of IEEE 802.11n(HT40); data rate @ MCS0 is the worst case of IEEE 802.11ac(VHT20); data rate @ MCS0 is the worst case of IEEE 802.11ac(VHT40); data rate @ MCS0 is the worst case of IEEE 802.11ac(VHT80). Only the data of worst case is recorded in the report.

c:TX mode (Band 2A)_Keep the EUT in continuously transmitting mode with all modulation types. All data rates for each modulation type have been tested and found the data rate @ 6Mbps is the worst case of IEEE 802.11a; data rate @ MCS0 is the worst case of IEEE 802.11n(HT20); data rate @ MCS0 is the worst case of IEEE 802.11n(HT40); data rate @ MCS0 is the worst case of IEEE 802.11ac(VHT20); data rate @ MCS0 is the worst case of IEEE 802.11ac(VHT40); data rate @ MCS0 is the worst case of IEEE 802.11ac(VHT80). Only the data of worst case is recorded in the report.

d:TX mode (Band 2C)_Keep the EUT in continuously transmitting mode with all modulation types. All data rates for each modulation type have been tested and found the data rate @ 6Mbps is the worst case of IEEE 802.11a; data rate @ MCS0 is the worst case of IEEE 802.11n(HT20); data rate @ MCS0 is the worst case of IEEE 802.11n(HT40); data rate @ MCS0 is the worst case of IEEE 802.11ac(VHT20); data rate @ MCS0 is the worst case of IEEE 802.11ac(VHT40); data rate @ MCS0 is the worst case of IEEE 802.11ac(VHT80). Only the data of worst case is recorded in the report.

e:TX mode (Band 3)_Keep the EUT in continuously transmitting mode with all modulation types. All data rates for each modulation type have been tested and found the data rate @ 6Mbps is the worst case of IEEE 802.11a; data rate @ MCS0 is the worst case of IEEE 802.11n(HT20); data rate @ MCS0 is the worst case of IEEE 802.11n(HT40); data rate @ MCS0 is the worst case of IEEE 802.11ac(VHT20); data rate @ MCS0 is the worst case of IEEE 802.11ac(VHT40); data rate @ MCS0 is the worst case of IEEE 802.11ac(VHT80). Only the data of worst case is recorded in the report.

7.3.2 Test Setup Diagram

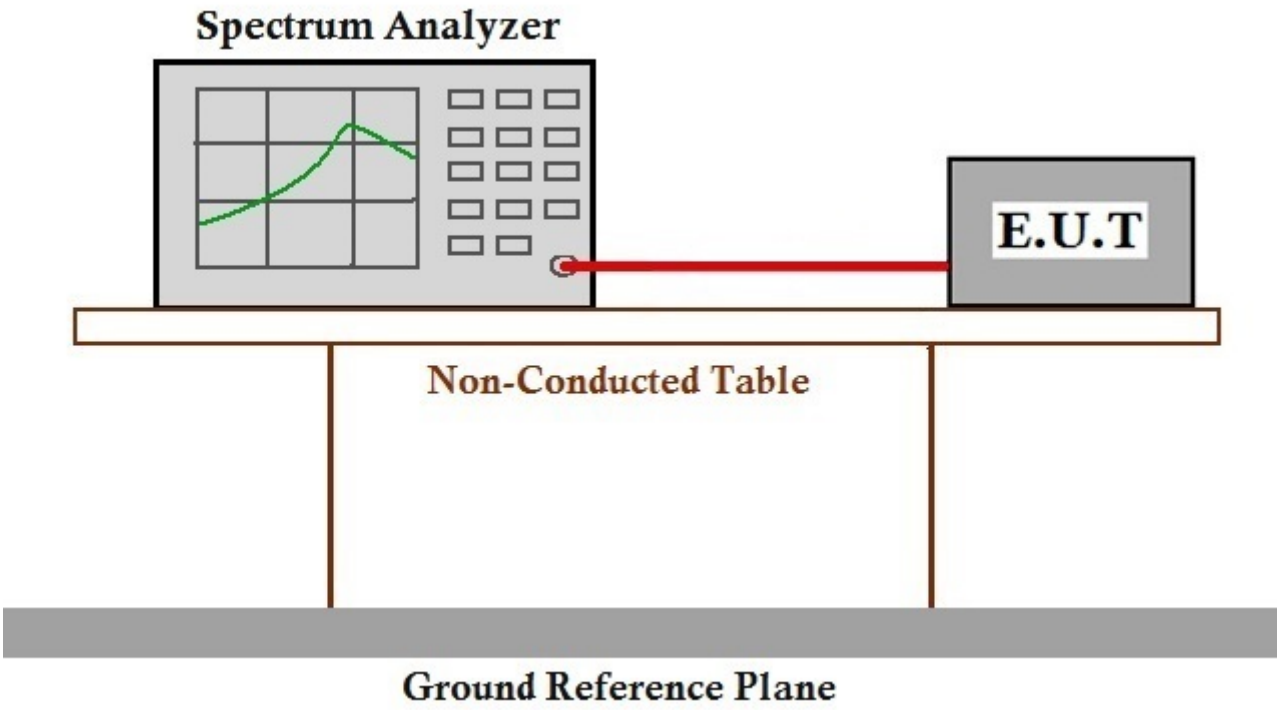

7.3.3 Measurement Procedure and Data

The detailed test data see: Appendix B SHEM190201114502

7.4 26dB Emission bandwidth

Test Requirement 47 CFR Part 15, Subpart C 15.407 (a)

Test Method: KDB 789033 D02 II C 1

7.4.1 E.U.T. Operation

Operating Environment:

Temperature: 20 °C Humidity: 50 % RH Atmospheric Pressure: 1010 mbar

Test mode: c:TX mode (Band 2A)_Keep the EUT in continuously transmitting mode with all modulation types. All data rates for each modulation type have been tested and found the data rate @ 6Mbps is the worst case of IEEE 802.11a; data rate @ MCS0 is the worst case of IEEE 802.11n(HT20); data rate @ MCS0 is the worst case of IEEE 802.11n(HT40); data rate @ MCS0 is the worst case of IEEE 802.11ac(VHT20); data rate @ MCS0 is the worst case of IEEE 802.11ac(VHT40); data rate @ MCS0 is the worst case of IEEE 802.11ac(VHT80). Only the data of worst case is recorded in the report.

d:TX mode (Band 2C)_Keep the EUT in continuously transmitting mode with all modulation types. All data rates for each modulation type have been tested and found the data rate @ 6Mbps is the worst case of IEEE 802.11a; data rate @ MCS0 is the worst case of IEEE 802.11n(HT20); data rate @ MCS0 is the worst case of IEEE 802.11n(HT40); data rate @ MCS0 is the worst case of IEEE 802.11ac(VHT20); data rate @ MCS0 is the worst case of IEEE 802.11ac(VHT40); data rate @ MCS0 is the worst case of IEEE 802.11ac(VHT80). Only the data of worst case is recorded in the report.

e:TX mode (Band 3)_Keep the EUT in continuously transmitting mode with all modulation types. All data rates for each modulation type have been tested and found the data rate @ 6Mbps is the worst case of IEEE 802.11a; data rate @ MCS0 is the worst case of IEEE 802.11n(HT20); data rate @ MCS0 is the worst case of IEEE 802.11n(HT40); data rate @ MCS0 is the worst case of IEEE 802.11ac(VHT20); data rate @ MCS0 is the worst case of IEEE 802.11ac(VHT40); data rate @ MCS0 is the worst case of IEEE 802.11ac(VHT80). Only the data of worst case is recorded in the report.

7.4.2 Test Setup Diagram

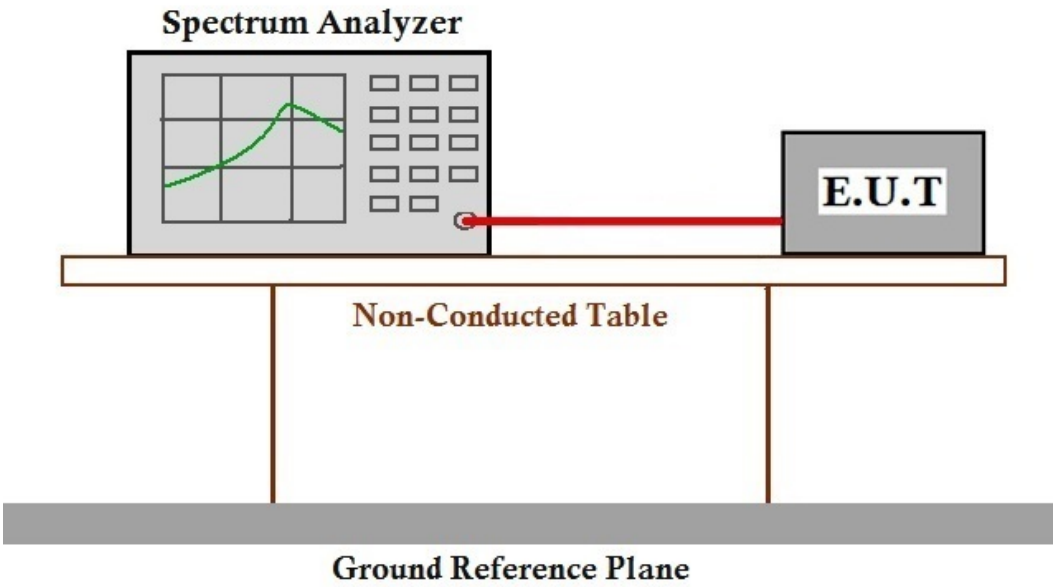

7.4.3 Measurement Procedure and Data

The detailed test data see: Appendix B SHEM190201114502

7.5 Minimum 6 dB bandwidth (5.725-5.85 GHz band)

Test Requirement 47 CFR Part 15, Subpart C 15.407 (e)

Test Method: KDB 789033 D02 II C 2

Limit: ⩾500 kHz

7.5.1 E.U.T. Operation

Operating Environment:

Temperature: 20 °C Humidity: 50 % RH Atmospheric Pressure: 1010 mbar

Test mode e:TX mode (Band 3)_Keep the EUT in continuously transmitting mode with all modulation types. All data rates for each modulation type have been tested and found the data rate @ 6Mbps is the worst case of IEEE 802.11a; data rate @ MCS0 is the worst case of IEEE 802.11n(HT20); data rate @ MCS0 is the worst case of IEEE 802.11n(HT40); data rate @ MCS0 is the worst case of IEEE 802.11ac(VHT20); data rate @ MCS0 is the worst case of IEEE 802.11ac(VHT40); data rate @ MCS0 is the worst case of IEEE 802.11ac(VHT80). Only the data of worst case is recorded in the report.

7.5.2 Test Setup Diagram

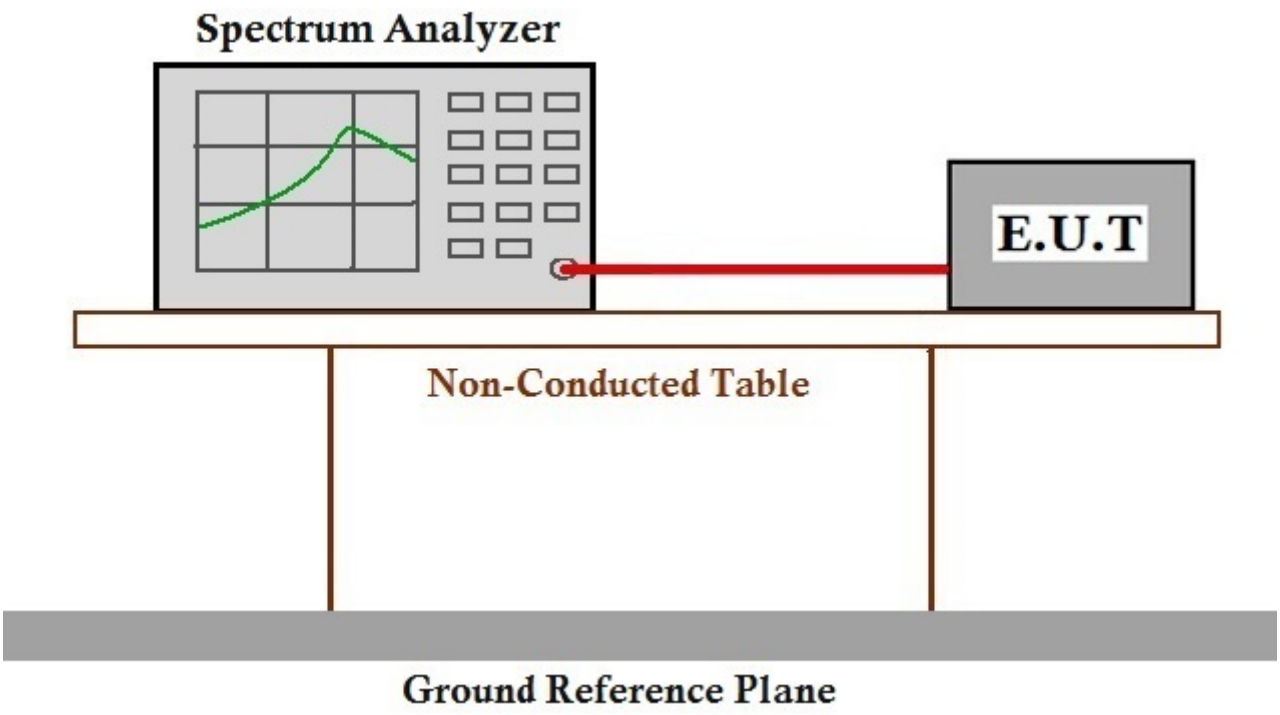

7.5.3 Measurement Procedure and Data

The detailed test data see: Appendix B SHEM190201114502

7.6 Maximum Conducted output power

Test Requirement 47 CFR Part 15, Subpart C 15.407 (a)

Test Method: KDB 789033 D02 II E

Limit:

Frequency band(MHz)	Limit
5150-5250	≤1W(30dBm) for master device
	≤250mW(24dBm) for client device
5250-5350	≤250mW(24dBm) for client device or 11dBm+10logB*
5470-5725	≤250mW(24dBm) for client device or 11dBm+10logB*
5725-5850	≤1W(30dBm)
Remark:	* Where B is the 26dB emission bandwidth in MHz. The maximum conducted output power must be measured over any interval of continuous transmission using instrumentation calibrated in terms of an rms-equivalent voltage. For IC 5150MHz to 5250MHz limit is EIRP⩽200mW(23dBm)

7.6.1 E.U.T. Operation

Operating Environment:

Temperature: 20 °C Humidity: 50 % RH Atmospheric Pressure: 1010 mbar

Test mode: b:TX mode (Band 1)_Keep the EUT in continuously transmitting mode with all modulation types. All data rates for each modulation type have been tested and found the data rate @ 6Mbps is the worst case of IEEE 802.11a; data rate @ MCS0 is the worst case of IEEE 802.11n(HT20); data rate @ MCS0 is the worst case of IEEE 802.11n(HT40); data rate @ MCS0 is the worst case of IEEE 802.11ac(VHT20); data rate @ MCS0 is the worst case of IEEE 802.11ac(VHT40); data rate @ MCS0 is the worst case of IEEE 802.11ac(VHT80). Only the data of worst case is recorded in the report.

c:TX mode (Band 2A)_Keep the EUT in continuously transmitting mode with all modulation types. All data rates for each modulation type have been tested and found the data rate @ 6Mbps is the worst case of IEEE 802.11a; data rate @ MCS0 is the worst case of IEEE 802.11n(HT20); data rate @ MCS0 is the worst case of IEEE 802.11n(HT40); data rate @ MCS0 is the worst case of IEEE 802.11ac(VHT20); data rate @ MCS0 is the worst case of IEEE 802.11ac(VHT40); data rate @ MCS0 is the worst case of IEEE 802.11ac(VHT80). Only the data of worst case is recorded in the report.

d:TX mode (Band 2C)_Keep the EUT in continuously transmitting mode with all modulation types. All data rates for each modulation type have been tested and found the data rate @ 6Mbps is the worst case of IEEE 802.11a; data rate @ MCS0 is the worst case of IEEE 802.11n(HT20); data rate @ MCS0 is the worst case of IEEE 802.11n(HT40); data rate @ MCS0 is the worst case of IEEE 802.11ac(VHT20); data rate @ MCS0 is the worst case of IEEE 802.11ac(VHT40); data rate @ MCS0 is the worst case of IEEE 802.11ac(VHT80). Only the data of worst case is recorded in the report.

e:TX mode (Band 3)_Keep the EUT in continuously transmitting mode with all modulation types. All data rates for each modulation type have been tested and found the data rate @ 6Mbps is the worst case of IEEE 802.11a; data rate @ MCS0 is the worst case of IEEE 802.11n(HT20); data rate @ MCS0 is the worst case of IEEE 802.11n(HT40); data rate @ MCS0 is the worst case of IEEE 802.11ac(VHT20); data rate @ MCS0 is the worst case of IEEE 802.11ac(VHT40); data rate @ MCS0 is the worst case of IEEE 802.11ac(VHT80). Only the data of worst case is recorded in the report.

7.6.2 Test Setup Diagram

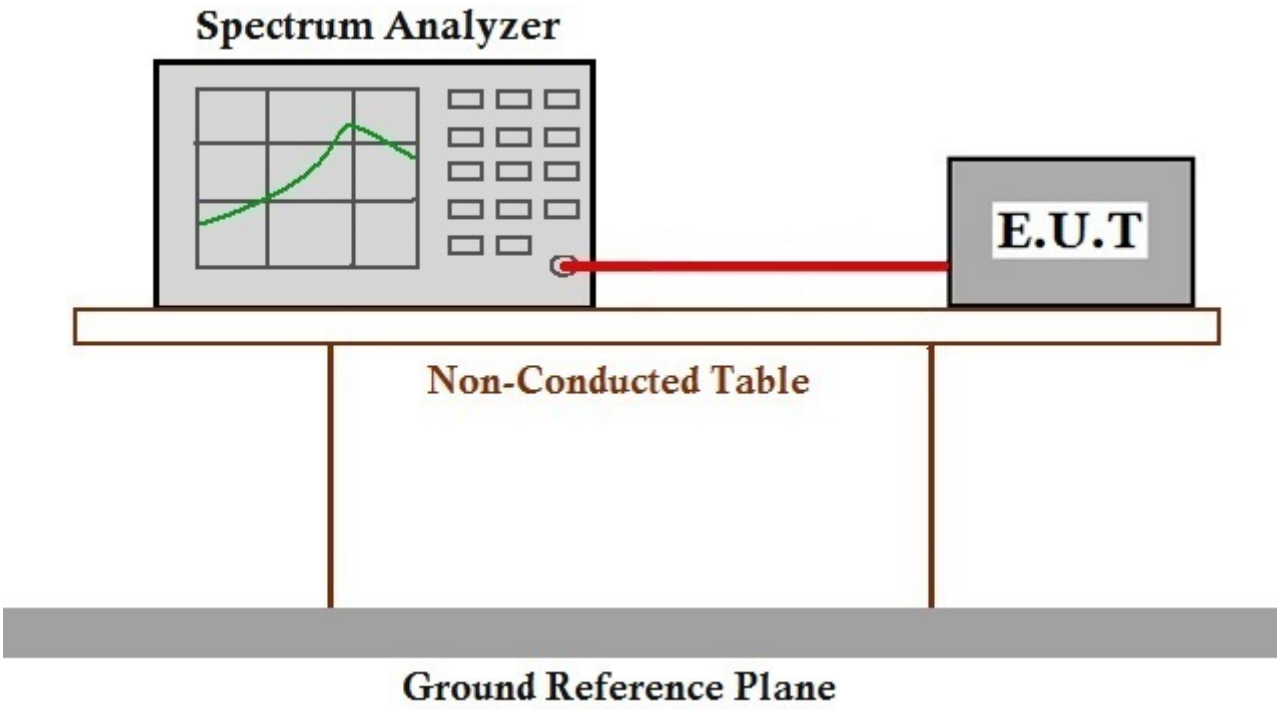

7.6.3 Measurement Procedure and Data

The detailed test data see: Appendix B SHEM190201114502

7.7 Peak Power spectrum density

Test Requirement 47 CFR Part 15, Subpart C 15.407 (a)

Test Method: KDB 789033 D02 II F

Limit:

Frequency band(MHz)	Limit
5150-5250	≤17dBm in 1MHz for master device
	≤11dBm in 1MHz for client device
5250-5350	≤11dBm in 1MHz for client device
5470-5725	≤11dBm in 1MHz for client device
5725-5850	≤30dBm in 500 kHz
Remark:	The maximum power spectral density is measured as a conducted emission by direct connection of a calibrated test instrument to the equipment under test. For IC 5150MHz to 5250MHz limit is EIRP PSD⩽10dBm

7.7.1 E.U.T. Operation

Operating Environment:

Temperature: 20 °C Humidity: 50 % RH Atmospheric Pressure: 1010 mbar

Test mode: b:TX mode (Band 1)_Keep the EUT in continuously transmitting mode with all modulation types. All data rates for each modulation type have been tested and found the data rate @ 6Mbps is the worst case of IEEE 802.11a; data rate @ MCS0 is the worst case of IEEE 802.11n(HT20); data rate @ MCS0 is the worst case of IEEE 802.11n(HT40); data rate @ MCS0 is the worst case of IEEE 802.11ac(VHT20); data rate @ MCS0 is the worst case of IEEE 802.11ac(VHT40); data rate @ MCS0 is the worst case of IEEE 802.11ac(VHT80). Only the data of worst case is recorded in the report.

c:TX mode (Band 2A)_Keep the EUT in continuously transmitting mode with all modulation types. All data rates for each modulation type have been tested and found the data rate @ 6Mbps is the worst case of IEEE 802.11a; data rate @ MCS0 is the worst case of IEEE 802.11n(HT20); data rate @ MCS0 is the worst case of IEEE 802.11n(HT40); data rate @ MCS0 is the worst case of IEEE 802.11ac(VHT20); data rate @ MCS0 is the worst case of IEEE 802.11ac(VHT40); data rate @ MCS0 is the worst case of IEEE 802.11ac(VHT80). Only the data of worst case is recorded in the report.

d:TX mode (Band 2C)_Keep the EUT in continuously transmitting mode with all modulation types. All data rates for each modulation type have been tested and found the data rate @ 6Mbps is the worst case of IEEE 802.11a; data rate @ MCS0 is the worst case of IEEE 802.11n(HT20); data rate @ MCS0 is the worst case of IEEE 802.11n(HT40); data rate @ MCS0 is the worst case of IEEE 802.11ac(VHT20); data rate @ MCS0 is the worst case of IEEE 802.11ac(VHT40); data rate @ MCS0 is the worst case of IEEE 802.11ac(VHT80). Only the data of worst case is recorded in the report.

e:TX mode (Band 3)_Keep the EUT in continuously transmitting mode with all modulation types. All data rates for each modulation type have been tested and found the data rate @ 6Mbps is the worst case of IEEE 802.11a; data rate @ MCS0 is the worst case of IEEE 802.11n(HT20); data rate @ MCS0 is the worst case of IEEE 802.11n(HT40); data rate @ MCS0 is the worst case of IEEE 802.11ac(VHT20); data rate @ MCS0 is the worst case of IEEE 802.11ac(VHT40); data rate @ MCS0 is the worst case of IEEE 802.11ac(VHT80). Only the data of worst case is recorded in the report.

7.7.2 Test Setup Diagram

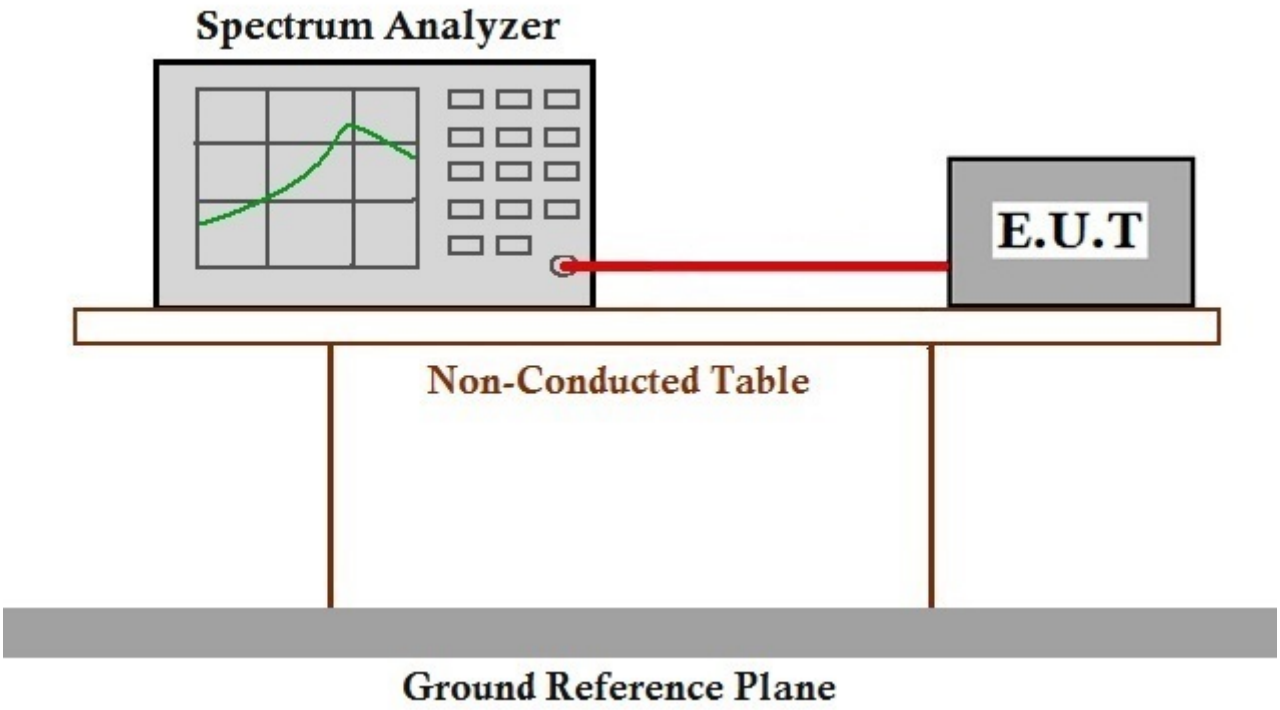

7.7.3 Measurement Procedure and Data

The detailed test data see: Appendix B SHEM190201114502

7.8 Radiated Emissions

Test Requirement 47 CFR Part 15, Subpart C 15.209 & 15.407(b)

Test Method: KDB 789033 D02 II G

7.8.1 E.U.T. Operation

Operating Environment:

Temperature: 20 °C Humidity: 50 % RH Atmospheric Pressure: 1010 mbar

Test mode: b:TX mode (Band 1)_Keep the EUT(Dipole Antenna) in continuously transmitting mode with all modulation types. All data rates for each modulation type have been tested and found the data rate @ 6Mbps is the worst case of IEEE 802.11a; data rate @ MCS0 is the worst case of IEEE 802.11n(HT20); data rate @ MCS0 is the worst case of IEEE 802.11n(HT40); data rate @ MCS0 is the worst case of IEEE 802.11ac(VHT20); data rate @ MCS0 is the worst case of IEEE 802.11ac(VHT40); data rate @ MCS0 is the worst case of IEEE 802.11ac(VHT80). Only the data of worst case is recorded in the report.

c:TX mode (Band 2A)_Keep the EUT(Dipole Antenna) in continuously transmitting mode with all modulation types. All data rates for each modulation type have been tested and found the data rate @ 6Mbps is the worst case of IEEE 802.11a; data rate @ MCS0 is the worst case of IEEE 802.11n(HT20); data rate @ MCS0 is the worst case of IEEE 802.11n(HT40); data rate @ MCS0 is the worst case of IEEE 802.11ac(VHT20); data rate @ MCS0 is the worst case of IEEE 802.11ac(VHT40); data rate @ MCS0 is the worst case of IEEE 802.11ac(VHT80). Only the data of worst case is recorded in the report.

d:TX mode (Band 2C)_Keep the EUT(Dipole Antenna) in continuously transmitting mode with all modulation types. All data rates for each modulation type have been tested and found the data rate @ 6Mbps is the worst case of IEEE 802.11a; data rate @ MCS0 is the worst case of IEEE 802.11n(HT20); data rate @ MCS0 is the worst case of IEEE 802.11n(HT40); data rate @ MCS0 is the worst case of IEEE 802.11ac(VHT20); data rate @ MCS0 is the worst case of IEEE 802.11ac(VHT40); data rate @ MCS0 is the worst case of IEEE 802.11ac(VHT80). Only the data of worst case is recorded in the report.

e:TX mode (Band 3)_Keep the EUT(Dipole Antenna) in continuously transmitting mode with all modulation types. All data rates for each modulation type have been tested and found the data rate @ 6Mbps is the worst case of IEEE 802.11a; data rate @ MCS0 is the worst case of IEEE 802.11n(HT20); data rate @ MCS0 is the worst case of IEEE 802.11n(HT40); data rate @ MCS0 is the worst case of IEEE 802.11ac(VHT20); data rate @ MCS0 is the worst case of IEEE 802.11ac(VHT40); data rate @ MCS0 is the worst case of IEEE 802.11ac(VHT80). Only the data of worst case is recorded in the report.

g:TX mode (Band 1)_Keep the EUT(PCB Antenna) in continuously transmitting mode with all modulation types. All data rates for each modulation type have been tested and found the data rate @ 6Mbps is the worst case of IEEE 802.11a; data rate @ MCS0 is the worst case of IEEE 802.11n(HT20); data rate @ MCS0 is the worst case of IEEE 802.11n(HT40); data rate @ MCS0 is the worst case of IEEE 802.11ac(VHT20); data rate @ MCS0 is the worst case of IEEE 802.11ac(VHT40); data rate @ MCS0 is the worst case of IEEE 802.11ac(VHT80). Only the data of worst case is recorded in the report.

h:TX mode (Band 2A)_Keep the EUT(PCB Antenna) in continuously transmitting mode with all modulation types. All data rates for each modulation type have been tested and found the data rate @ 6Mbps is the worst case of IEEE 802.11a; data rate @ MCS0 is the worst case of IEEE 802.11n(HT20); data rate @ MCS0 is the worst case of IEEE 802.11n(HT40); data rate @ MCS0 is the worst case of IEEE 802.11ac(VHT20); data rate @ MCS0 is the worst case of IEEE 802.11ac(VHT40); data rate @ MCS0 is the worst case of IEEE 802.11ac(VHT80). Only the data of worst case is recorded in the report.

i:TX mode (Band 2C)_Keep the EUT(PCB Antenna) in continuously transmitting mode with all modulation types. All data rates for each modulation type have been tested and found the data rate @ 6Mbps is the worst case of IEEE 802.11a; data rate @ MCS0 is the worst case of IEEE 802.11n(HT20); data rate @ MCS0 is the worst case of IEEE 802.11n(HT40); data rate @ MCS0 is the worst case of IEEE 802.11ac(VHT20); data rate @ MCS0 is the worst case of IEEE 802.11ac(VHT40); data rate @ MCS0 is the worst case of IEEE 802.11ac(VHT80). Only the data of worst case is recorded in the report.

j:TX mode (Band 3)_Keep the EUT(PCB Antenna) in continuously transmitting mode with all modulation types. All data rates for each modulation type have been tested and found the data rate @ 6Mbps is the worst case of IEEE 802.11a; data rate @ MCS0 is the worst case of IEEE 802.11n(HT20); data rate @ MCS0 is the worst case of IEEE 802.11n(HT40); data rate @ MCS0 is the worst case of IEEE 802.11ac(VHT20); data rate @ MCS0 is the worst case of IEEE 802.11ac(VHT40); data rate @ MCS0 is the worst case of IEEE 802.11ac(VHT80). Only the data of worst case is recorded in the report.

7.8.2 Test Setup Diagram

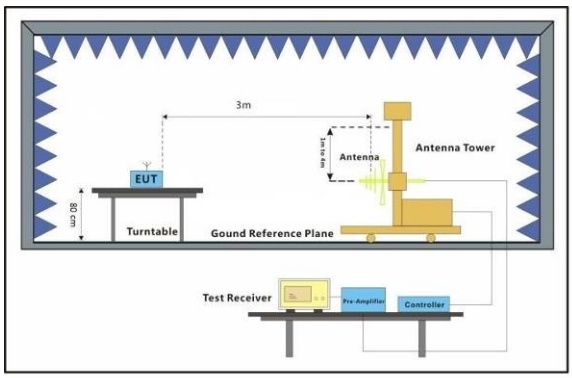

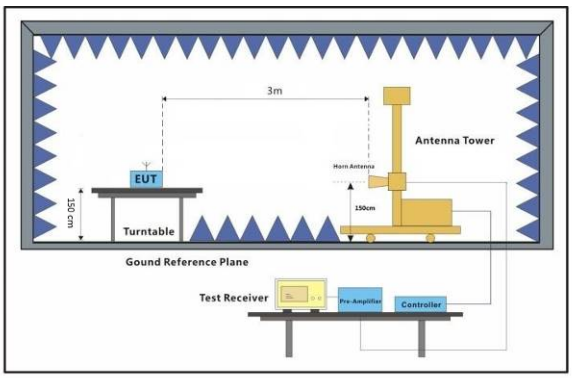

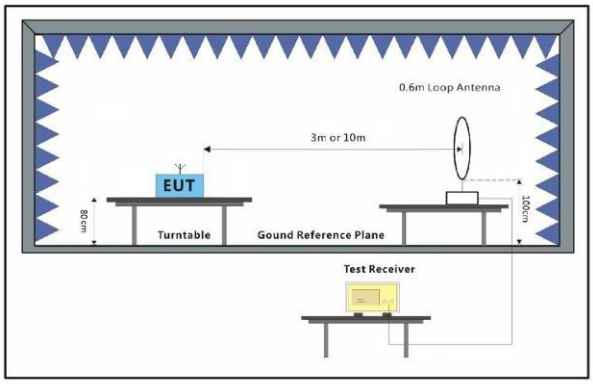

7.8.3 Measurement Procedure and Data

a. For below 1GHz, the EUT was placed on the top of a rotating table 0.8 meters above the ground at a 3 or 10 meter semi-anechoic chamber. The table was rotated 360 degrees to determine the position of the highest radiation.

b. For above 1GHz, the EUT was placed on the top of a rotating table 1.5 meters above the ground at a 3 meter fully-anechoic chamber. The table was rotated 360 degrees to determine the position of the highest radiation.

c. The EUT was set 3 or 10 meters away from the interference-receiving antenna, which was mounted on the top of a variable-height antenna tower.

d. The antenna height is varied from one meter to four meters above the ground to determine the maximum value of the field strength. Both horizontal and vertical polarizations of the antenna are set to make the measurement.

e. For each suspected emission, the EUT was arranged to its worst case and then the antenna was tuned to heights from 1 meter to 4 meters (for the test frequency of below 30MHz, the antenna was tuned to heights 1 meter) and the rotatable table was turned from 0 degrees to 360 degrees to find the maximum reading.

f. The test-receiver system was set to Peak Detect Function and Specified Bandwidth with Maximum Hold Mode.

g. If the emission level of the EUT in peak mode was 10dB lower than the limit specified, then testing could be stopped and the peak values of the EUT would be reported. Otherwise the emissions that did not have 10dB margin would be re-tested one by one using peak, quasi-peak or average method as specified and then reported in a data sheet.

h. Test the EUT in the lowest channel, the middle channel, the Highest channel.

i. The radiation measurements are performed in X, Y, Z axis positioning for Transmitting mode, and found the X axis positioning which it is the worst case.

j. Repeat above procedures until all frequencies measured was complete.

Remark:

1. Level= Read Level+ Cable Loss+ Antenna Factor- Preamp Factor

2. For emission below 1GHz, through the pre-scan found the worst case is the lowest channel of 802.11a. Only the worst case is recorded in the report.

3. Scan from 9kHz to 40GHz, the disturbance above 18GHz and below 30MHz was very low. The points marked on above plots are the highest emissions could be found when testing, so only above points had been displayed. The amplitude of spurious emissions from the radiator which are attenuated more than 20dB below the limit need not be reported.

4. As shown in this section, for frequencies above 1GHz, the field strength limits are based on average limits. However, the peak field strength of any emission shall not exceed the maximum permitted average limits specified above by more than 20 dB under any condition of modulation. For the emissions whose peak level is lower than the average limit, only the peak measurement is shown in the report.

Below 1GHz:

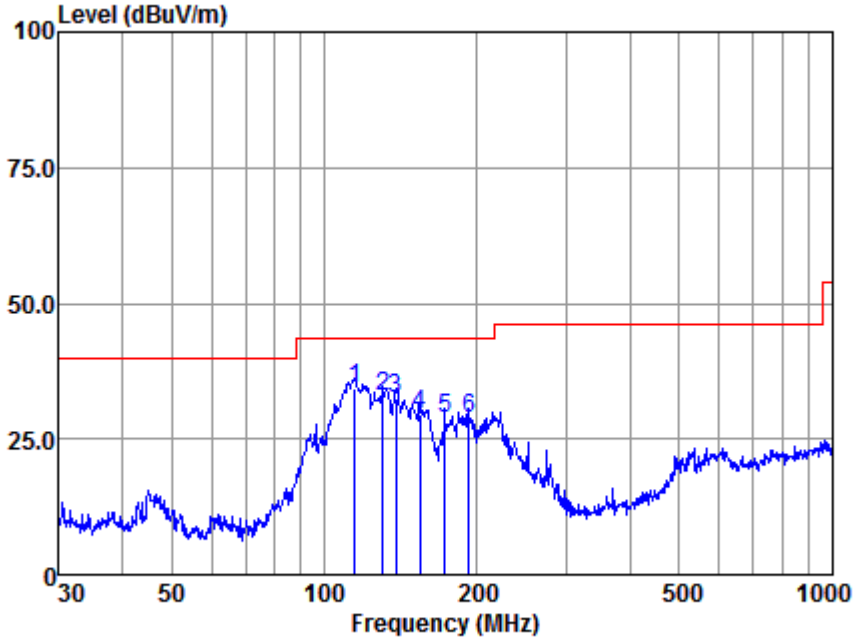

Antenna Polarity :HORIZONTAL
EUT/Project :11052CR
Test mode :b

	Freq	Read Level	Antenna Factor	Cable Loss	Preamp Factor	Emission Level	Limit Line	Over Limit	Remark
	MHz	dBuv	dB/m	dB	dB	dBuv/m	dBuv/m	dB	
1	114.92	65.55	9.81	1.26	42.29	34.33	43.50	-9.17	QP
2	130.38	60.97	12.71	1.43	42.26	32.85	43.50	-10.65	QP
3	138.39	61.70	11.56	1.39	42.25	32.40	43.50	-11.10	QP
4	154.28	57.83	12.50	1.40	42.23	29.50	43.50	-14.00	QP
5	172.60	57.68	11.68	1.58	42.21	28.73	43.50	-14.77	QP
6	192.42	59.19	10.05	1.71	42.19	28.76	43.50	-14.74	QP

Note:Emission Level=Read Level+Antenna Factor+Cable loss-Preamp Factor

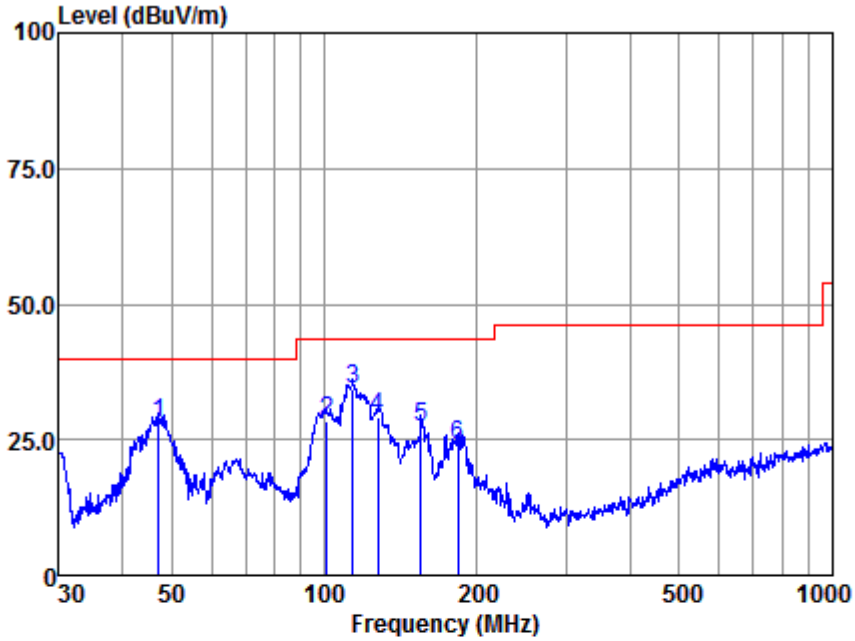

Antenna Polarity :VERTICAL
EUT/Project :11052CR
Test mode :b

	Freq	Read Level	Antenna Factor	Cable Loss	Preamp Factor	Emission Level	Limit Line	Over Limit	Remark
	MHz	dBuv	dB/m	dB	dB	dBuv/m	dBuv/m	dB	
1	47.16	57.70	12.11	0.43	42.33	27.91	40.00	-12.09	QP
2	100.93	60.20	9.51	1.13	42.32	28.52	43.50	-14.98	QP
3	113.71	65.64	9.75	1.24	42.29	34.34	43.50	-9.16	QP
4	127.22	57.88	12.14	1.41	42.27	29.16	43.50	-14.34	QP
5	154.82	55.68	12.50	1.40	42.23	27.35	43.50	-16.15	QP
6	183.20	53.24	11.37	1.68	42.19	24.10	43.50	-19.40	QP

Note:Emission Level=Read Level+Antenna Factor+Cable loss-Preamp Factor

Above 1GHz:

Mode:b; Polarization:Horizontal; Modulation:a; bandwidth:20MHz; Channel:Low

Frequency	RX_R	Factor	Emission	Limit	Over Limit	Detector
MHz	dBuV	dB	dBuV/m	dBuV/m	dB	
10360	34.92	14.28	49.20	68.2	-19.00	peak
15540	28.00	21.58	49.58	54	-4.42	peak
20720	26.95	23.16	50.11	54	-3.89	peak

Mode:b; Polarization:Vertical; Modulation:a; bandwidth:20MHz; Channel:Low

Frequency	RX_R	Factor	Emission	Limit	Over Limit	Detector
MHz	dBuV	dB	dBuV/m	dBuV/m	dB	
10360	31.37	14.28	45.65	68.2	-22.55	peak
15540	26.20	21.58	47.78	54	-6.22	peak
20720	28.24	23.16	51.40	54	-2.60	peak

Mode:b; Polarization:Horizontal; Modulation:a; bandwidth:20MHz; Channel:middle

Frequency	RX_R	Factor	Emission	Limit	Over Limit	Detector
MHz	dBuV	dB	dBuV/m	dBuV/m	dB	
10440	33.86	14.14	48.00	68.2	-20.20	peak
15660	29.07	21.22	50.29	54	-3.71	peak
20880	28.75	23.24	51.99	54	-2.01	peak

Mode:b; Polarization:Vertical; Modulation:a; bandwidth:20MHz; Channel:middle

Frequency	RX_R	Factor	Emission	Limit	Over Limit	Detector
MHz	dBuV	dB	dBuV/m	dBuV/m	dB	
10440	34.66	14.14	48.80	68.2	-19.40	peak
15660	26.96	21.22	48.18	54	-5.82	peak
20880	28.11	23.24	51.35	54	-2.65	peak

Mode:b; Polarization:Horizontal; Modulation:a; bandwidth:20MHz; Channel:High

Frequency	RX_R	Factor	Emission	Limit	Over Limit	Detector
MHz	dBuV	dB	dBuV/m	dBuV/m	dB	
10480	32.90	14.08	46.98	68.2	-21.22	peak
15720	30.12	21.10	51.22	54	-2.78	peak
20960	29.13	23.64	52.77	54	-1.23	peak

Mode:b; Polarization:Vertical; Modulation:a; bandwidth:20MHz; Channel:High

Frequency MHz	RX_R dBuV	Factor dB	Emission dBuV/m	Limit dBuV/m	Over Limit dB	Detector
10480	32.76	14.08	46.84	68.2	-21.36	peak
15720	29.23	21.10	50.33	54	-3.67	peak
20960	26.83	23.64	50.47	54	-3.53	peak

Mode:b; Polarization:Horizontal; Modulation:n; bandwidth:20MHz; Channel:Low

Frequency MHz	RX_R dBuV	Factor dB	Emission dBuV/m	Limit dBuV/m	Over Limit dB	Detector
10360	29.64	14.28	43.92	68.2	-24.28	peak
15540	30.39	21.58	51.97	54	-2.03	peak
20720	27.58	23.16	50.74	54	-3.26	peak

Mode:b; Polarization:Vertical; Modulation:n; bandwidth:20MHz; Channel:Low

Frequency MHz	RX_R dBuV	Factor dB	Emission dBuV/m	Limit dBuV/m	Over Limit dB	Detector
10360	31.35	14.28	45.63	68.2	-22.57	peak
15540	27.58	21.58	49.16	54	-4.84	peak
20720	25.49	23.16	48.65	54	-5.35	peak

Mode:b; Polarization:Horizontal; Modulation:n; bandwidth:20MHz; Channel:middle

Frequency MHz	RX_R dBuV	Factor dB	Emission dBuV/m	Limit dBuV/m	Over Limit dB	Detector
10440	29.93	14.14	44.07	68.2	-24.13	peak
15660	28.09	21.22	49.31	54	-4.69	peak
20880	25.79	23.24	49.03	54	-4.97	peak

Mode:b; Polarization:Vertical; Modulation:n; bandwidth:20MHz; Channel:middle

Frequency MHz	RX_R dBuV	Factor dB	Emission dBuV/m	Limit dBuV/m	Over Limit dB	Detector
10440	32.30	14.14	46.44	68.2	-21.76	peak
15660	27.24	21.22	48.46	54	-5.54	peak
20880	29.68	23.24	52.92	54	-1.08	peak

Mode:b; Polarization:Horizontal; Modulation:n; bandwidth:20MHz; Channel:High

Frequency MHz	RX_R dBuV	Factor dB	Emission dBuV/m	Limit dBuV/m	Over Limit dB	Detector
10480	30.99	14.08	45.07	68.2	-23.13	peak
15720	27.55	21.10	48.65	54	-5.35	peak
20960	29.18	23.64	52.82	54	-1.18	peak

Mode:b; Polarization:Vertical; Modulation:n; bandwidth:20MHz; Channel:High

Frequency MHz	RX_R dBuV	Factor dB	Emission dBuV/m	Limit dBuV/m	Over Limit dB	Detector
10480	30.24	14.08	44.32	68.2	-23.88	peak
15720	30.58	21.10	51.68	54	-2.32	peak
20960	30.21	23.64	53.85	54	-0.15	peak

Mode:b; Polarization:Horizontal; Modulation:n; bandwidth:40MHz; Channel:Low

Frequency MHz	RX_R dBuV	Factor dB	Emission dBuV/m	Limit dBuV/m	Over Limit dB	Detector
10380	33.52	14.25	47.77	68.2	-20.43	peak
15570	27.30	21.49	48.79	54	-5.21	peak
20760	27.44	23.16	50.60	54	-3.40	peak

Mode:b; Polarization:Vertical; Modulation:n; bandwidth:40MHz; Channel:Low

Frequency MHz	RX_R dBuV	Factor dB	Emission dBuV/m	Limit dBuV/m	Over Limit dB	Detector
10380	35.15	14.25	49.40	68.2	-18.80	peak
15570	27.39	21.49	48.88	54	-5.12	peak
20760	29.16	23.16	52.32	54	-1.68	peak

Mode:b; Polarization:Horizontal; Modulation:n; bandwidth:40MHz; Channel:High

Frequency MHz	RX_R dBuV	Factor dB	Emission dBuV/m	Limit dBuV/m	Over Limit dB	Detector
10460	34.02	14.11	48.13	68.2	-20.07	peak
15690	26.79	21.14	47.93	54	-6.07	peak
20920	25.93	23.31	49.24	54	-4.76	peak

Mode:b; Polarization:Vertical; Modulation:n; bandwidth:40MHz; Channel:High

Frequency MHz	RX_R dBuV	Factor dB	Emission dBuV/m	Limit dBuV/m	Over Limit dB	Detector
10460	30.41	14.11	44.52	68.2	-23.68	peak
15690	26.74	21.14	47.88	54	-6.12	peak
20920	29.82	23.31	53.13	54	-0.87	peak

Mode:b; Polarization:Horizontal; Modulation:c; bandwidth:20MHz; Channel:Low

Frequency MHz	RX_R dBuV	Factor dB	Emission dBuV/m	Limit dBuV/m	Over Limit dB	Detector
10360	32.97	14.28	47.25	68.2	-20.95	peak
15540	29.82	21.58	51.40	54	-2.60	peak
20720	29.38	23.16	52.54	54	-1.46	peak

Mode:b; Polarization:Vertical; Modulation:c; bandwidth:20MHz; Channel:Low

Frequency MHz	RX_R dBuV	Factor dB	Emission dBuV/m	Limit dBuV/m	Over Limit dB	Detector
10360	30.59	14.28	44.87	68.2	-23.33	peak
15540	31.42	21.58	53.00	54	-1.00	peak
20720	27.57	23.16	50.73	54	-3.27	peak

Mode:b; Polarization:Horizontal; Modulation:c; bandwidth:20MHz; Channel:middle

Frequency MHz	RX_R dBuV	Factor dB	Emission dBuV/m	Limit dBuV/m	Over Limit dB	Detector
10440	31.90	14.14	46.04	68.2	-22.16	peak
15660	27.91	21.22	49.13	54	-4.87	peak
20880	30.38	23.24	53.62	54	-0.38	peak

Mode:b; Polarization:Vertical; Modulation:c; bandwidth:20MHz; Channel:middle

Frequency MHz	RX_R dBuV	Factor dB	Emission dBuV/m	Limit dBuV/m	Over Limit dB	Detector
10440	31.31	14.14	45.45	68.2	-22.75	peak
15660	29.07	21.22	50.29	54	-3.71	peak
20880	26.05	23.24	49.29	54	-4.71	peak

Mode:b; Polarization:Horizontal; Modulation:c; bandwidth:20MHz; Channel:High

Frequency MHz	RX_R dBuV	Factor dB	Emission dBuV/m	Limit dBuV/m	Over Limit dB	Detector
10480	30.37	14.08	44.45	68.2	-23.75	peak
15720	28.91	21.10	50.01	54	-3.99	peak
20960	25.79	23.64	49.43	54	-4.57	peak

Mode:b; Polarization:Vertical; Modulation:c; bandwidth:20MHz; Channel:High

Frequency MHz	RX_R dBuV	Factor dB	Emission dBuV/m	Limit dBuV/m	Over Limit dB	Detector
10480	34.97	14.08	49.05	68.2	-19.15	peak
15720	29.66	21.10	50.76	54	-3.24	peak
20960	27.07	23.64	50.71	54	-3.29	peak

Mode:b; Polarization:Horizontal; Modulation:c; bandwidth:40MHz; Channel:Low

Frequency MHz	RX_R dBuV	Factor dB	Emission dBuV/m	Limit dBuV/m	Over Limit dB	Detector
10380	33.72	14.25	47.97	68.2	-20.23	peak
15570	29.56	21.49	51.05	54	-2.95	peak
20760	28.58	23.16	51.74	54	-2.26	peak

Mode:b; Polarization:Vertical; Modulation:c; bandwidth:40MHz; Channel:Low

Frequency MHz	RX_R dBuV	Factor dB	Emission dBuV/m	Limit dBuV/m	Over Limit dB	Detector
10380	29.89	14.25	44.14	68.2	-24.06	peak
15570	30.02	21.49	51.51	54	-2.49	peak
20760	26.03	23.16	49.19	54	-4.81	peak

Mode:b; Polarization:Horizontal; Modulation:c; bandwidth:40MHz; Channel:High

Frequency MHz	RX_R dBuV	Factor dB	Emission dBuV/m	Limit dBuV/m	Over Limit dB	Detector
10460	30.05	14.11	44.16	68.2	-24.04	peak
15690	27.13	21.14	48.27	54	-5.73	peak
20920	29.13	23.31	52.44	54	-1.56	peak

Mode:b; Polarization:Vertical; Modulation:c; bandwidth:40MHz; Channel:High

Frequency MHz	RX_R dBuV	Factor dB	Emission dBuV/m	Limit dBuV/m	Over Limit dB	Detector
10460	32.54	14.11	46.65	68.2	-21.55	peak
15690	26.44	21.14	47.58	54	-6.42	peak
20920	27.41	23.31	50.72	54	-3.28	peak

Mode:b; Polarization:Horizontal; Modulation:c; bandwidth:80MHz; Channel:Low

Frequency MHz	RX_R dBuV	Factor dB	Emission dBuV/m	Limit dBuV/m	Over Limit dB	Detector
10420	30.51	14.17	44.68	68.2	-23.52	peak
15630	29.36	21.32	50.68	54	-3.32	peak
20840	27.87	23.54	51.41	54	-2.59	peak

Mode:b; Polarization:Vertical; Modulation:c; bandwidth:80MHz; Channel:Low

Frequency	RX_R	Factor	Emission	Limit	Over Limit	Detector
MHz	dBuV	dB	dBuV/m	dBuV/m	dB	
10420	30.91	14.17	45.08	68.2	-23.12	peak
15630	28.76	21.32	50.08	54	-3.92	peak
20840	26.98	23.54	50.52	54	-3.48	peak

Mode:c; Polarization:Horizontal; Modulation:a; bandwidth:20MHz; Channel:Low

Frequency	RX_R	Factor	Emission	Limit	Over Limit	Detector
MHz	dBuV	dB	dBuV	dBuV	dB	
10520	31.59	14.04	45.63	68.2	-22.57	peak
15780	30.16	21.10	51.26	54	-2.74	peak
21040	28.42	23.08	51.50	54	-2.50	peak

Mode:c; Polarization:Vertical; Modulation:a; bandwidth:20MHz; Channel:Low

Frequency	RX_R	Factor	Emission	Limit	Over Limit	Detector
MHz	dBuV	dB	dBuV	dBuV	dB	
10520	34.24	14.04	48.28	68.2	-19.92	peak
15780	30.53	21.10	51.63	54	-2.37	peak
21040	28.91	23.08	51.99	54	-2.01	peak

Mode:c; Polarization:Horizontal; Modulation:a; bandwidth:20MHz; Channel:middle

Frequency	RX_R	Factor	Emission	Limit	Over Limit	Detector
MHz	dBuV	dB	dBuV	dBuV	dB	
10560	36.51	14.05	50.56	68.2	-17.64	peak
15840	32.54	21.10	53.64	54	-0.36	peak
21120	30.58	23.14	53.72	54	-0.28	peak

Mode:c; Polarization:Vertical; Modulation:a; bandwidth:20MHz; Channel:middle

Frequency	RX_R	Factor	Emission	Limit	Over Limit	Detector
MHz	dBuV	dB	dBuV	dBuV	dB	
10560	32.69	14.05	46.74	68.2	-21.46	peak
15840	29.95	21.10	51.05	54	-2.95	peak
21120	28.06	23.14	51.20	54	-2.80	peak

Mode:c; Polarization:Horizontal; Modulation:a; bandwidth:20MHz; Channel:High

MHz	dBuV	dB	dBuV	dBuV	dB	
10640	28.42	14.13	42.55	54	-11.45	peak
15960	32.15	21.10	53.25	54	-0.75	peak
21280	29.60	23.27	52.87	54	-1.13	peak

Mode:c; Polarization:Vertical; Modulation:a; bandwidth:20MHz; Channel:High

Frequency	RX_R	Factor	Emission	Limit	Over Limit	Detector
MHz	dBuV	dB	dBuV	dBuV	dB	
10640	31.11	14.13	45.24	54	-8.76	peak
15960	29.21	21.10	50.31	54	-3.69	peak
21280	27.67	23.27	50.94	54	-3.06	peak

Mode:c; Polarization:Horizontal; Modulation:n; bandwidth:20MHz; Channel:Low

Frequency	RX_R	Factor	Emission	Limit	Over Limit	Detector
MHz	dBuV	dB	dBuV	dBuV	dB	
10520	32.04	14.04	46.08	68.2	-22.12	peak
15780	31.35	21.10	52.45	54	-1.55	peak
21040	27.91	23.08	50.99	54	-3.01	peak

Mode:c; Polarization:Vertical; Modulation:n; bandwidth:20MHz; Channel:Low

Frequency	RX_R	Factor	Emission	Limit	Over Limit	Detector
MHz	dBuV	dB	dBuV	dBuV	dB	
10520	33.84	14.04	47.88	68.2	-20.32	peak
15780	29.13	21.10	50.23	54	-3.77	peak
21040	30.52	23.08	53.60	54	-0.40	peak

Mode:c; Polarization:Horizontal; Modulation:n; bandwidth:20MHz; Channel:middle

Frequency	RX_R	Factor	Emission	Limit	Over Limit	Detector
MHz	dBuV	dB	dBuV	dBuV	dB	
10560	34.16	14.05	48.21	68.2	-19.99	peak
15840	29.60	21.10	50.70	54	-3.30	peak
21120	28.73	23.14	51.87	54	-2.13	peak

Mode:c; Polarization:Vertical; Modulation:n; bandwidth:20MHz; Channel:middle

Frequency	RX_R	Factor	Emission	Limit	Over Limit	Detector
MHz	dBuV	dB	dBuV	dBuV	dB	
10560	31.25	14.05	45.30	68.2	-22.90	peak
15840	29.11	21.10	50.21	54	-3.79	peak
21120	28.11	23.14	51.25	54	-2.75	peak

Mode:c; Polarization:Horizontal; Modulation:n; bandwidth:20MHz; Channel:High

Frequency	RX_R	Factor	Emission	Limit	Over Limit	Detector
MHz	dBuV	dB	dBuV	dBuV	dB	
10640	32.65	14.13	46.78	54	-7.22	peak
15960	29.40	21.10	50.50	54	-3.50	peak
21280	27.76	23.27	51.03	54	-2.97	peak

Mode:c; Polarization:Vertical; Modulation:n; bandwidth:20MHz; Channel:High

Frequency	RX_R	Factor	Emission	Limit	Over Limit	Detector
MHz	dBuV	dB	dBuV	dBuV	dB	
10640	29.74	14.13	43.87	54	-10.13	peak
15960	31.55	21.10	52.65	54	-1.35	peak
21280	27.47	23.27	50.74	54	-3.26	peak

Mode:c; Polarization:Horizontal; Modulation:n; bandwidth:40MHz; Channel:Low

Frequency	RX_R	Factor	Emission	Limit	Over Limit	Detector
MHz	dBuV	dB	dBuV	dBuV	dB	
10540	33.82	14.05	47.87	68.2	-20.33	peak
15810	30.79	21.10	51.89	54	-2.11	peak
21080	30.35	23.11	53.46	54	-0.54	peak

Mode:c; Polarization:Vertical; Modulation:n; bandwidth:40MHz; Channel:Low

Frequency	RX_R	Factor	Emission	Limit	Over Limit	Detector
MHz	dBuV	dB	dBuV	dBuV	dB	
10540	32.12	14.05	46.17	68.2	-22.03	peak
15810	28.94	21.10	50.04	54	-3.96	peak
21080	28.87	23.11	51.98	54	-2.02	peak

Mode:c; Polarization:Horizontal; Modulation:n; bandwidth:40MHz; Channel:High

Frequency	RX_R	Factor	Emission	Limit	Over Limit	Detector
MHz	dBuV	dB	dBuV	dBuV	dB	
10620	31.20	14.08	45.28	54	-8.72	peak
15930	28.59	21.10	49.69	54	-4.31	peak
21240	28.66	23.24	51.90	54	-2.10	peak

Mode:c; Polarization:Vertical; Modulation:n; bandwidth:40MHz; Channel:High

Frequency	RX_R	Factor	Emission	Limit	Over Limit	Detector
MHz	dBuV	dB	dBuV	dBuV	dB	
10620	33.29	14.08	47.37	54	-6.63	peak
15930	28.90	21.10	50.00	54	-4.00	peak
21240	28.46	23.24	51.70	54	-2.30	peak

Mode:c; Polarization:Horizontal; Modulation:c; bandwidth:20MHz; Channel:Low

Frequency	RX_R	Factor	Emission	Limit	Over Limit	Detector
MHz	dBuV	dB	dBuV	dBuV	dB	
10520	31.76	14.04	45.80	68.2	-22.40	peak
15780	29.84	21.10	50.94	54	-3.06	peak
21040	27.76	23.08	50.84	54	-3.16	peak

Mode:c; Polarization:Vertical; Modulation:c; bandwidth:20MHz; Channel:Low

Frequency	RX_R	Factor	Emission	Limit	Over Limit	Detector
MHz	dBuV	dB	dBuV	dBuV	dB	
10520	33.99	14.04	48.03	68.2	-20.17	peak
15780	30.12	21.10	51.22	54	-2.78	peak
21040	29.07	23.08	52.15	54	-1.85	peak

Mode:c; Polarization:Horizontal; Modulation:c; bandwidth:20MHz; Channel:middle

Frequency	RX_R	Factor	Emission	Limit	Over Limit	Detector
MHz	dBuV	dB	dBuV	dBuV	dB	
10560	33.78	14.05	47.83	68.2	-20.37	peak
15840	29.71	21.10	50.81	54	-3.19	peak
21120	27.69	23.14	50.83	54	-3.17	peak

Mode:c; Polarization:Vertical; Modulation:c; bandwidth:20MHz; Channel:middle

Frequency	RX_R	Factor	Emission	Limit	Over Limit	Detector
MHz	dBuV	dB	dBuV	dBuV	dB	
10560	32.65	14.05	46.70	68.2	-21.50	peak
15840	28.87	21.10	49.97	54	-4.03	peak
21120	27.06	23.14	50.20	54	-3.80	peak

Mode:c; Polarization:Horizontal; Modulation:c; bandwidth:20MHz; Channel:High

Frequency	RX_R	Factor	Emission	Limit	Over Limit	Detector
MHz	dBuV	dB	dBuV	dBuV	dB	
10640	31.28	14.13	45.41	54	-8.59	peak
15960	30.15	21.10	51.25	54	-2.75	peak
21280	28.31	23.27	51.58	54	-2.42	peak

Mode:c; Polarization:Vertical; Modulation:c; bandwidth:20MHz; Channel:High

Frequency	RX_R	Factor	Emission	Limit	Over Limit	Detector
MHz	dBuV	dB	dBuV	dBuV	dB	
10640	33.22	14.13	47.35	54	-6.65	peak
15960	29.55	21.10	50.65	54	-3.35	peak
21280	28.06	23.27	51.33	54	-2.67	peak

Mode:c; Polarization:Horizontal; Modulation:c; bandwidth:40MHz; Channel:Low

Frequency	RX_R	Factor	Emission	Limit	Over Limit	Detector
MHz	dBuV	dB	dBuV	dBuV	dB	
10540	31.13	14.05	45.18	68.2	-23.02	peak
15810	28.45	21.10	49.55	54	-4.45	peak
21080	28.33	23.11	51.44	54	-2.56	peak

Mode:c; Polarization:Vertical; Modulation:c; bandwidth:40MHz; Channel:Low

Frequency	RX_R	Factor	Emission	Limit	Over Limit	Detector
MHz	dBuV	dB	dBuV	dBuV	dB	
10540	30.57	14.05	44.62	68.2	-23.58	peak
15810	32.08	21.10	53.18	54	-0.82	peak
21080	27.94	23.11	51.05	54	-2.95	peak

Mode:c; Polarization:Horizontal; Modulation:c; bandwidth:40MHz; Channel:High

Frequency	RX_R	Factor	Emission	Limit	Over Limit	Detector
MHz	dBuV	dB	dBuV	dBuV	dB	
10620	30.60	14.08	44.68	54	-9.32	peak
15930	30.42	21.10	51.52	54	-2.48	peak
21240	27.10	23.24	50.34	54	-3.66	peak

Mode:c; Polarization:Vertical; Modulation:c; bandwidth:40MHz; Channel:High

Frequency	RX_R	Factor	Emission	Limit	Over Limit	Detector
MHz	dBuV	dB	dBuV	dBuV	dB	
10620	31.27	14.08	45.35	54	-8.65	peak
15930	30.90	21.10	52.00	54	-2.00	peak
21240	29.09	23.24	52.33	54	-1.67	peak

Mode:c; Polarization:Horizontal; Modulation:c; bandwidth:80MHz; Channel:Low

Frequency	RX_R	Factor	Emission	Limit	Over Limit	Detector
MHz	dBuV	dB	dBuV	dBuV	dB	
10580	33.94	14.05	47.99	68.2	-20.21	peak
15870	30.01	21.09	51.10	54	-2.90	peak
21160	28.75	23.17	51.92	54	-2.08	peak

Mode:c; Polarization:Vertical; Modulation:c; bandwidth:80MHz; Channel:Low

Frequency	RX_R	Factor	Emission	Limit	Over Limit	Detector
MHz	dBuV	dB	dBuV	dBuV	dB	
10580	31.40	14.05	45.45	68.2	-22.75	peak
15870	29.15	21.09	50.24	54	-3.76	peak
21160	29.73	23.17	52.90	54	-1.10	peak

Mode:d; Polarization:Horizontal; Modulation:a; bandwidth:20MHz; Channel:Low

Frequency	RX_R	Factor	Emission	Limit	Over Limit	Detector
MHz	dBuV	dB	dBuV	dBuV	dB	
11000	34.27	14.54	48.81	54	-5.19	peak
16500	31.27	22.64	53.91	68.2	-14.29	peak
22000	29.40	23.83	53.23	68.2	-14.97	peak

Mode:d; Polarization:Vertical; Modulation:a; bandwidth:20MHz; Channel:Low

Frequency	RX_R	Factor	Emission	Limit	Over Limit	Detector
MHz	dBuV	dB	dBuV	dBuV	dB	
11000	30.68	14.54	45.22	54	-8.78	peak
16500	28.71	22.64	51.35	68.2	-16.85	peak
22000	30.14	23.83	53.97	68.2	-14.23	peak

Mode:d; Polarization:Horizontal; Modulation:a; bandwidth:20MHz; Channel:middle

Frequency	RX_R	Factor	Emission	Limit	Over Limit	Detector
MHz	dBuV	dB	dBuV	dBuV	dB	
11200	32.18	14.25	46.43	54	-7.57	peak
16800	29.59	22.92	52.51	68.2	-15.69	peak
22400	29.54	24.06	53.60	54	-0.40	peak

Mode:d; Polarization:Horizontal; Modulation:a; bandwidth:20MHz; Channel:High

Frequency	RX_R	Factor	Emission	Limit	Over Limit	Detector
MHz	dBuV	dB	dBuV	dBuV	dB	
11400	29.81	14.37	44.18	54	-9.82	peak
17100	31.38	22.87	54.25	68.2	-13.95	peak
22800	26.70	24.47	51.17	54	-2.83	peak

Mode:d; Polarization:Vertical; Modulation:a; bandwidth:20MHz; Channel:middle

Frequency	RX_R	Factor	Emission	Limit	Over Limit	Detector
MHz	dBuV	dB	dBuV	dBuV	dB	
11200	33.10	14.25	47.35	54	-6.65	peak
16800	29.07	22.92	51.99	68.2	-16.21	peak
22400	26.80	24.06	50.86	54	-3.14	peak

Mode:d; Polarization:Vertical; Modulation:a; bandwidth:20MHz; Channel: High

Frequency	RX_R	Factor	Emission	Limit	Over Limit	Detector
MHz	dBuV	dB	dBuV	dBuV	dB	
11400	31.88	14.37	46.25	54	-7.75	peak
17100	30.40	22.87	53.27	68.2	-14.93	peak
22800	27.43	24.47	51.90	54	-2.10	peak

Mode:d; Polarization:Horizontal; Modulation:n; bandwidth:20MHz; Channel:Low

Frequency	RX_R	Factor	Emission	Limit	Over Limit	Detector
MHz	dBuV	dB	dBuV	dBuV	dB	
11000	33.38	14.54	47.92	54	-6.08	peak
16500	30.31	22.64	52.95	68.2	-15.25	peak
22000	28.96	23.83	52.79	68.2	-15.41	peak

Mode:d; Polarization:Vertical; Modulation:n; bandwidth:20MHz; Channel:Low

Frequency	RX_R	Factor	Emission	Limit	Over Limit	Detector
MHz	dBuV	dB	dBuV	dBuV	dB	
11000	33.38	14.54	47.92	54	-6.08	peak
16500	31.56	22.64	54.20	68.2	-14.00	peak
22000	27.66	23.83	51.49	68.2	-16.71	peak

Mode:d; Polarization:Horizontal; Modulation:n; bandwidth:20MHz; Channel:middle

Frequency	RX_R	Factor	Emission	Limit	Over Limit	Detector
MHz	dBuV	dB	dBuV	dBuV	dB	
11200	32.86	14.25	47.11	54	-6.89	peak
16800	30.57	22.92	53.49	68.2	-14.71	peak
22400	29.25	24.06	53.31	54	-0.69	peak

Mode:d; Polarization:Horizontal; Modulation:n; bandwidth:20MHz; Channel:High

Frequency	RX_R	Factor	Emission	Limit	Over Limit	Detector
MHz	dBuV	dB	dBuV	dBuV	dB	
11400	29.67	14.37	44.04	54	-9.96	peak
17100	31.45	22.87	54.32	68.2	-13.88	peak
22800	29.42	24.47	53.89	54	-0.11	peak

Mode:d; Polarization:Vertical; Modulation:n; bandwidth:20MHz; Channel:middle

Frequency	RX_R	Factor	Emission	Limit	Over Limit	Detector
MHz	dBuV	dB	dBuV	dBuV	dB	
11200	34.51	14.25	48.76	54	-5.24	peak
16800	28.75	22.92	51.67	68.2	-16.53	peak
22400	29.48	24.06	53.54	54	-0.46	peak

Mode:d; Polarization:Vertical; Modulation:n; bandwidth:20MHz; Channel:High

Frequency	RX_R	Factor	Emission	Limit	Over Limit	Detector
MHz	dBuV	dB	dBuV	dBuV	dB	
11400	31.09	14.37	45.46	54	-8.54	peak
17100	29.68	22.87	52.55	68.2	-15.65	peak
22800	26.45	24.47	50.92	54	-3.08	peak

Mode:d; Polarization:Horizontal; Modulation:n; bandwidth:40MHz; Channel:Low

Frequency	RX_R	Factor	Emission	Limit	Over Limit	Detector
MHz	dBuV	dB	dBuV	dBuV	dB	
11020	34.42	14.52	48.94	54	-5.06	peak
16530	26.78	22.70	49.48	68.2	-18.72	peak
22040	26.94	23.86	50.80	54	-3.20	peak

Mode:d; Polarization:Vertical; Modulation:n; bandwidth:40MHz; Channel:Low

Frequency	RX_R	Factor	######## Emission	Limit	Over Limit	Detector
MHz	dBuV	dB	dBuV	dBuV	dB	
11020	34.85	14.52	49.37	54	-4.63	peak
16530	26.38	22.70	49.08	68.2	-19.12	peak
22040	28.47	23.86	52.33	54	-1.67	peak

Mode:d; Polarization:Horizontal; Modulation:n; bandwidth:40MHz; Channel:middle

Frequency	RX_R	Factor	Emission	Limit	Over Limit	Detector
MHz	dBuV	dB	dBuV	dBuV	dB	
11180	32.52	14.29	46.81	54	-7.19	peak
16770	29.35	22.91	52.26	68.2	-15.94	peak
22360	27.73	24.03	51.76	54	-2.24	peak

Mode:d; Polarization:Horizontal; Modulation:n; bandwidth:40MHz; Channel:High

Frequency	RX_R	Factor	Emission	Limit	Over Limit	Detector
MHz	dBuV	dB	dBuV	dBuV	dB	
11340	31.38	14.33	45.71	54	-8.29	peak
17010	30.52	22.96	53.48	68.2	-14.72	peak
22680	27.76	24.34	52.10	54	-1.90	peak

Mode:d; Polarization:Vertical; Modulation:n; bandwidth:40MHz; Channel:middle

Frequency	RX_R	Factor	Emission	Limit	Over Limit	Detector
MHz	dBuV	dB	dBuV	dBuV	dB	
11180	35.36	14.29	49.65	54	-4.35	peak
16770	31.85	22.91	54.76	68.2	-13.44	peak
22360	27.56	24.03	51.59	54	-2.41	peak

Mode:d; Polarization:Vertical; Modulation:n; bandwidth:40MHz; Channel:High

Frequency	RX_R	Factor	Emission	Limit	Over Limit	Detector
MHz	dBuV	dB	dBuV	dBuV	dB	
11340	33.04	14.33	47.37	54	-6.63	peak
17010	29.19	22.96	52.15	68.2	-16.05	peak
22680	28.74	24.34	53.08	54	-0.92	peak

Mode:d; Polarization:Horizontal; Modulation:c; bandwidth:20MHz; Channel:Low

Frequency	RX_R	Factor	Emission	Limit	Over Limit	Detector
MHz	dBuV	dB	dBuV	dBuV	dB	
11000	35.26	14.54	49.80	54	-4.20	peak
16500	27.84	22.64	50.48	68.2	-17.72	peak
22000	28.13	23.83	51.96	68.2	-16.24	peak

Mode:d; Polarization:Vertical; Modulation:c; bandwidth:20MHz; Channel:Low

Frequency	RX_R	Factor	Emission	Limit	Over Limit	Detector
MHz	dBuV	dB	dBuV	dBuV	dB	
11200	35.70	14.25	49.95	54	-4.05	peak
16800	32.72	22.92	55.64	68.2	-12.56	peak
22400	28.70	24.06	52.76	68.2	-15.44	peak

Mode:d; Polarization:Horizontal; Modulation:c; bandwidth:20MHz; Channel:middle

Frequency	RX_R	Factor	Emission	Limit	Over Limit	Detector
MHz	dBuV	dB	dBuV	dBuV	dB	
11200	32.97	14.25	47.22	54	-6.78	peak
16800	30.17	22.92	53.09	68.2	-15.11	peak
22400	25.72	24.06	49.78	54	-4.22	peak

Mode:d; Polarization:Horizontal; Modulation:c; bandwidth:20MHz; Channel:High

Frequency	RX_R	Factor	Emission	Limit	Over Limit	Detector
MHz	dBuV	dB	dBuV	dBuV	dB	
11400	29.39	14.37	43.76	54	-10.24	peak
17100	29.60	22.87	52.47	68.2	-15.73	peak
22800	28.77	24.47	53.24	54	-0.76	peak

Mode:d; Polarization:Vertical; Modulation:c; bandwidth:20MHz; Channel:middle

Frequency	RX_R	Factor	Emission	Limit	Over Limit	Detector
MHz	dBuV	dB	dBuV	dBuV	dB	
11200	34.10	14.25	48.35	54	-5.65	peak
16800	28.99	22.92	51.91	68.2	-16.29	peak
22400	29.76	24.06	53.82	54	-0.18	peak

Mode:d; Polarization:Vertical; Modulation:c; bandwidth:20MHz; Channel:High

Frequency	RX_R	Factor	Emission	Limit	Over Limit	Detector
MHz	dBuV	dB	dBuV	dBuV	dB	
11400	31.43	14.37	45.80	54	-8.20	peak
17100	27.82	22.87	50.69	68.2	-17.51	peak
22800	26.97	24.47	51.44	54	-2.56	peak

Mode:d; Polarization:Horizontal; Modulation:c; bandwidth:40MHz; Channel:Low

Frequency	RX_R	Factor	Emission	Limit	Over Limit	Detector
MHz	dBuV	dB	dBuV	dBuV	dB	
11020	33.86	14.52	48.38	54	-5.62	peak
16530	28.31	22.70	51.01	68.2	-17.19	peak
22040	30.07	23.86	53.93	54	-0.07	peak

Mode:d; Polarization:Vertical; Modulation:c; bandwidth:40MHz; Channel:Low

Frequency	RX_R	Factor	Emission	Limit	Over Limit	Detector
MHz	dBuV	dB	dBuV	dBuV	dB	
11020	31.79	14.52	46.31	54	-7.69	peak
16530	29.25	22.70	51.95	68.2	-16.25	peak
22040	26.84	23.86	50.70	54	-3.30	peak

Mode:d; Polarization:Horizontal; Modulation:c; bandwidth:40MHz; Channel:middle

Frequency	RX_R	Factor	Emission	Limit	Over Limit	Detector
MHz	dBuV	dB	dBuV	dBuV	dB	
11180	34.80	14.29	49.09	54	-4.91	peak
16770	29.41	22.91	52.32	68.2	-15.88	peak
22360	25.74	24.03	49.77	54	-4.23	peak

Mode:d; Polarization:Horizontal; Modulation:c; bandwidth:40MHz; Channel:High

Frequency	RX_R	Factor	Emission	Limit	Over Limit	Detector
MHz	dBuV	dB	dBuV	dBuV	dB	
11340	32.29	14.33	46.62	54	-7.38	peak
17010	28.78	22.96	51.74	68.2	-16.46	peak
22680	29.40	24.34	53.74	54	-0.26	peak

Mode:d; Polarization:Vertical; Modulation:c; bandwidth:40MHz; Channel:middle

Frequency	RX_R	Factor	Emission	Limit	Over Limit	Detector
MHz	dBuV	dB	dBuV	dBuV	dB	
11180	33.66	14.29	47.95	54	-6.05	peak
16770	30.67	22.91	53.58	68.2	-14.62	peak
22360	29.04	24.03	53.07	54	-0.93	peak

Mode:d; Polarization:Vertical; Modulation:c; bandwidth:40MHz; Channel:High

Frequency	RX_R	Factor	Emission	Limit	Over Limit	Detector
MHz	dBuV	dB	dBuV	dBuV	dB	
11340	31.73	14.33	46.06	54	-7.94	peak
17010	30.62	22.96	53.58	68.2	-14.62	peak
22680	27.12	24.34	51.46	54	-2.54	peak

Mode:d; Polarization:Horizontal; Modulation:c; bandwidth:80MHz; Channel:Low

Frequency	RX_R	Factor	Emission	Limit	Over Limit	Detector
MHz	dBuV	dB	dBuV	dBuV	dB	
11060	31.60	14.46	46.06	54	-7.94	peak
16590	30.94	22.82	53.76	68.2	-14.44	peak
22120	26.29	23.90	50.19	54	-3.81	peak

Mode:d; Polarization:Vertical; Modulation:c; bandwidth:80MHz; Channel:Low

Frequency	RX_R	Factor	Emission	Limit	Over Limit	Detector
MHz	dBuV	dB	dBuV	dBuV	dB	
11060	34.11	14.46	48.57	54	-5.43	peak
16590	28.89	22.82	51.71	68.2	-16.49	peak
22120	27.41	23.90	51.31	54	-2.69	peak

Mode:d; Polarization:Horizontal; Modulation:c; bandwidth:80MHz; Channel:middle

Frequency	RX_R	Factor	Emission	Limit	Over Limit	Detector
MHz	dBuV	dB	dBuV	dBuV	dB	
11220	35.29	14.26	49.55	54	-4.45	peak
16830	30.16	22.94	53.10	68.2	-15.10	peak
22440	29.29	24.09	53.38	54	-0.62	peak

Mode:d; Polarization:Vertical; Modulation:c; bandwidth:80MHz; Channel:middle

Frequency	RX_R	Factor	Emission	Limit	Over Limit	Detector
MHz	dBuV	dB	dBuV	dBuV	dB	
11220	32.56	14.26	46.82	54	-7.18	peak
16830	29.89	22.94	52.83	68.2	-15.37	peak
22440	26.51	24.09	50.60	54	-3.40	peak

Mode:d; Polarization:Horizontal; Modulation:c; bandwidth:80MHz; Channel:High

Frequency	RX_R	Factor	Emission	Limit	Over Limit	Detector
MHz	dBuV	dB	dBuV	dBuV	dB	
11380	29.11	14.35	43.46	54	-10.54	peak
17070	29.40	22.90	52.30	68.2	-15.90	peak
22760	28.31	24.43	52.74	54	-1.26	peak

Mode:d; Polarization:Vertical; Modulation:c; bandwidth:80MHz; Channel:High

Frequency	RX_R	Factor	Emission	Limit	Over Limit	Detector
MHz	dBuV	dB	dBuV	dBuV	dB	
11380	31.29	14.35	45.64	54	-8.36	peak
17070	26.48	22.90	49.38	68.2	-18.82	peak
22760	29.31	24.43	53.74	54	-0.26	peak

Mode:e; Polarization:Horizontal; Modulation:a; bandwidth:20MHz; Channel:Low

Frequency	RX_R	Factor	Emission	Limit	Over Limit	Detector
MHz	dBuV	dB	dBuV/m	dBuV/m	dB	
11490	33.19	14.41	47.60	54	-6.40	peak
17235	27.42	22.57	49.99	68.2	-18.21	peak
22980	26.58	24.45	51.03	54	-2.97	peak

Mode:e; Polarization:Vertical; Modulation:a; bandwidth:20MHz; Channel:Low

MHz	dBuV	dB	dBuV/m	dBuV/m	dB	
11490	34.96	14.41	49.37	54	-4.63	peak
17235	28.89	22.57	51.46	68.2	-16.74	peak
22980	27.00	24.45	51.45	54	-2.55	peak

Mode:e; Polarization:Horizontal; Modulation:a; bandwidth:20MHz; Channel:middle

Frequency	RX_R	Factor	Emission	Limit	Over Limit	Detector
MHz	dBuV	dB	dBuV/m	dBuV/m	dB	
11570	31.69	14.25	45.94	54	-8.06	peak
17355	29.00	21.86	50.86	68.2	-17.34	peak
23140	30.07	24.68	54.75	68.2	-13.45	peak

Mode:e; Polarization:Vertical; Modulation:a; bandwidth:20MHz; Channel:middle

Frequency	RX_R	Factor	Emission	Limit	Over Limit	Detector
MHz	dBuV	dB	dBuV/m	dBuV/m	dB	
11570	33.69	14.25	47.94	54	-6.06	peak
17355	28.74	21.86	50.60	68.2	-17.60	peak
23140	27.30	24.68	51.98	68.2	-16.22	peak

Mode:e; Polarization:Horizontal; Modulation:a; bandwidth:20MHz; Channel:High

Frequency	RX_R	Factor	Emission	Limit	Over Limit	Detector
MHz	dBuV	dB	dBuV/m	dBuV/m	dB	
11650	34.32	14.06	48.38	54	-5.62	peak
17475	29.87	21.15	51.02	68.2	-17.18	peak
23300	28.32	25.11	53.43	68.2	-14.77	peak

Mode:e; Polarization:Vertical; Modulation:a; bandwidth:20MHz; Channel:High

Frequency	RX_R	Factor	Emission	Limit	Over Limit	Detector
MHz	dBuV	dB	dBuV/m	dBuV/m	dB	
11650	33.20	14.06	47.26	54	-6.74	peak
17475	26.44	21.15	47.59	68.2	-20.61	peak
23300	24.23	25.11	49.34	68.2	-18.86	peak

Mode:e; Polarization:Horizontal; Modulation:n; bandwidth:20MHz; Channel:Low

Frequency	RX_R	Factor	Emission	Limit	Over Limit	Detector
MHz	dBuV	dB	dBuV/m	dBuV/m	dB	
11490	30.97	14.41	45.38	54	-8.62	peak
17235	29.85	22.57	52.42	68.2	-15.78	peak
22980	27.00	24.45	51.45	54	-2.55	peak

Mode:e; Polarization:Vertical; Modulation:n; bandwidth:20MHz; Channel:Low

Frequency	RX_R	Factor	Emission	Limit	Over Limit	Detector
MHz	dBuV	dB	dBuV/m	dBuV/m	dB	
11490	33.47	14.41	47.88	54	-6.12	peak
17235	29.09	22.57	51.66	68.2	-16.54	peak
22980	27.29	24.45	51.74	54	-2.26	peak

Mode:e; Polarization:Horizontal; Modulation:n; bandwidth:20MHz; Channel:middle

Frequency	RX_R	Factor	Emission	Limit	Over Limit	Detector
MHz	dBuV	dB	dBuV/m	dBuV/m	dB	
11570	34.24	14.25	48.49	54	-5.51	peak
17355	28.98	21.86	50.84	68.2	-17.36	peak
23140	26.13	24.68	50.81	68.2	-17.39	peak

Mode:e; Polarization:Vertical; Modulation:n; bandwidth:20MHz; Channel:middle

Frequency	RX_R	Factor	Emission	Limit	Over Limit	Detector
MHz	dBuV	dB	dBuV/m	dBuV/m	dB	
11570	33.60	14.25	47.85	54	-6.15	peak
17355	28.35	21.86	50.21	68.2	-17.99	peak
23140	25.49	24.68	50.17	68.2	-18.03	peak

Mode:e; Polarization:Horizontal; Modulation:n; bandwidth:20MHz; Channel:High

Frequency	RX_R	Factor	Emission	Limit	Over Limit	Detector
MHz	dBuV	dB	dBuV/m	dBuV/m	dB	
11650	32.13	14.06	46.19	54	-7.81	peak
17475	26.14	21.15	47.29	68.2	-20.91	peak
23300	27.76	25.11	52.87	68.2	-15.33	peak

Mode:e; Polarization:Vertical; Modulation:n; bandwidth:20MHz; Channel:High

Frequency	RX_R	Factor	Emission	Limit	Over Limit	Detector
MHz	dBuV	dB	dBuV/m	dBuV/m	dB	
11650	34.95	14.06	49.01	54	-4.99	peak
17475	30.41	21.15	51.56	68.2	-16.64	peak
23300	28.86	25.11	53.97	68.2	-14.23	peak

Mode:e; Polarization:Horizontal; Modulation:n; bandwidth:40MHz; Channel:Low

Frequency	RX_R	Factor	Emission	Limit	Over Limit	Detector
MHz	dBuV	dB	dBuV/m	dBuV/m	dB	
11510	32.66	14.40	47.06	54	-6.94	peak
17265	26.62	22.40	49.02	68.2	-19.18	peak
23020	26.44	24.68	51.12	54	-2.88	peak

Mode:e; Polarization:Vertical; Modulation:n; bandwidth:40MHz; Channel:Low

Frequency	RX_R	Factor	Emission	Limit	Over Limit	Detector
MHz	dBuV	dB	dBuV/m	dBuV/m	dB	
11510	34.15	14.40	48.55	54	-5.45	peak
17265	27.40	22.40	49.80	68.2	-18.40	peak
23020	28.19	24.68	52.87	54	-1.13	peak

Mode:e; Polarization:Horizontal; Modulation:n; bandwidth:40MHz; Channel:High

Frequency	RX_R	Factor	Emission	Limit	Over Limit	Detector
MHz	dBuV	dB	dBuV/m	dBuV/m	dB	
11590	32.85	14.20	47.05	54	-6.95	peak
17385	29.71	21.68	51.39	68.2	-16.81	peak
23180	26.22	24.72	50.94	68.2	-17.26	peak

Mode:e; Polarization:Vertical; Modulation:n; bandwidth:40MHz; Channel:High

Frequency	RX_R	Factor	Emission	Limit	Over Limit	Detector
MHz	dBuV	dB	dBuV/m	dBuV/m	dB	
11590	34.00	14.20	48.20	54	-5.80	peak
17385	30.14	21.68	51.82	68.2	-16.38	peak
23180	28.90	24.72	53.62	68.2	-14.58	peak

Mode:e; Polarization:Horizontal; Modulation:c; bandwidth:20MHz; Channel:Low

Frequency	RX_R	Factor	Emission	Limit	Over Limit	Detector
MHz	dBuV	dB	dBuV/m	dBuV/m	dB	
11490	34.29	14.41	48.70	54	-5.30	peak
17235	28.47	22.57	51.04	68.2	-17.16	peak
22980	26.30	24.45	50.75	54	-3.25	peak

Mode:e; Polarization:Vertical; Modulation:c; bandwidth:20MHz; Channel:Low

Frequency	RX_R	Factor	Emission	Limit	Over Limit	Detector
MHz	dBuV	dB	dBuV/m	dBuV/m	dB	
11490	33.58	14.41	47.99	54	-6.01	peak
17235	25.29	22.57	47.86	68.2	-20.34	peak
22980	26.53	24.45	50.98	54	-3.02	peak

Mode:e; Polarization:Horizontal; Modulation:c; bandwidth:20MHz; Channel:middle

Frequency	RX_R	Factor	Emission	Limit	Over Limit	Detector
MHz	dBuV	dB	dBuV/m	dBuV/m	dB	
11570	33.23	14.25	47.48	54	-6.52	peak
17355	30.48	21.86	52.34	68.2	-15.86	peak
23140	27.21	24.68	51.89	68.2	-16.31	peak

Mode:e; Polarization:Vertical; Modulation:c; bandwidth:20MHz; Channel:middle

Frequency	RX_R	Factor	Emission	Limit	Over Limit	Detector
MHz	dBuV	dB	dBuV/m	dBuV/m	dB	
11570	31.75	14.25	46.00	54	-8.00	peak
17355	31.20	21.86	53.06	68.2	-15.14	peak
23140	29.08	24.68	53.76	68.2	-14.44	peak

Mode:e; Polarization:Horizontal; Modulation:c; bandwidth:20MHz; Channel:High

Frequency	RX_R	Factor	Emission	Limit	Over Limit	Detector
MHz	dBuV	dB	dBuV/m	dBuV/m	dB	
11650	33.13	14.06	47.19	54	-6.81	peak
17475	29.28	21.15	50.43	68.2	-17.77	peak
23300	28.31	25.11	53.42	68.2	-14.78	peak

Mode:e; Polarization:Vertical; Modulation:c; bandwidth:20MHz; Channel:High

Frequency	RX_R	Factor	Emission	Limit	Over Limit	Detector
MHz	dBuV	dB	dBuV/m	dBuV/m	dB	
11650	32.68	14.06	46.74	54	-7.26	peak
17475	26.45	21.15	47.60	68.2	-20.60	peak
23300	29.76	25.11	54.87	68.2	-13.33	peak

Mode:e; Polarization:Horizontal; Modulation:c; bandwidth:40MHz; Channel:Low

Frequency	RX_R	Factor	Emission	Limit	Over Limit	Detector
MHz	dBuV	dB	dBuV/m	dBuV/m	dB	
11510	31.11	14.40	45.51	54	-8.49	peak
17265	29.87	22.40	52.27	68.2	-15.93	peak
23020	26.89	24.68	51.57	54	-2.43	peak

Mode:e; Polarization:Vertical; Modulation:c; bandwidth:40MHz; Channel:Low

Frequency	RX_R	Factor	Emission	Limit	Over Limit	Detector
MHz	dBuV	dB	dBuV/m	dBuV/m	dB	
11510	33.61	14.40	48.01	54	-5.99	peak
17265	27.95	22.40	50.35	68.2	-17.85	peak
23020	28.19	24.68	52.87	54	-1.13	peak

Mode:e; Polarization:Horizontal; Modulation:c; bandwidth:40MHz; Channel:High

Frequency	RX_R	Factor	Emission	Limit	Over Limit	Detector
MHz	dBuV	dB	dBuV/m	dBuV/m	dB	
11590	35.46	14.20	49.66	54	-4.34	peak
17385	28.07	21.68	49.75	68.2	-18.45	peak
23180	25.69	24.72	50.41	68.2	-17.79	peak

Mode:e; Polarization:Vertical; Modulation:c; bandwidth:40MHz; Channel:High

Frequency	RX_R	Factor	Emission	Limit	Over Limit	Detector
MHz	dBuV	dB	dBuV/m	dBuV/m	dB	
11590	32.02	14.20	46.22	54	-7.78	peak
17385	30.03	21.68	51.71	68.2	-16.49	peak
23180	25.93	24.72	50.65	68.2	-17.55	peak

Mode:e; Polarization:Horizontal; Modulation:c; bandwidth:80MHz; Channel:Low

Frequency	RX_R	Factor	Emission	Limit	Over Limit	Detector
MHz	dBuV	dB	dBuV/m	dBuV/m	dB	
11550	33.95	14.30	48.25	54	-5.75	peak
17325	27.26	22.04	49.30	68.2	-18.90	peak
23100	29.24	24.60	53.84	54	-0.16	peak

Mode:e; Polarization:Vertical; Modulation:c; bandwidth:80MHz; Channel:Low

Frequency	RX_R	Factor	Emission	Limit	Over Limit	Detector
MHz	dBuV	dB	dBuV/m	dBuV/m	dB	
11550	35.03	14.30	49.33	54	-4.67	peak
17325	29.03	22.04	51.07	68.2	-17.13	peak
23100	23.88	24.60	48.48	54	-5.52	peak

Mode:g; Polarization:Horizontal; Modulation:a; bandwidth:20MHz; Channel:Low

Frequency	RX_R	Factor	Emission	Limit	Over Limit	Detector
MHz	dBuV	dB	dBuV/m	dBuV/m	dB	
10360	34.37	14.28	48.65	68.2	-19.55	peak
15540	28.72	21.58	50.30	54	-3.70	peak
20720	30.09	23.16	53.25	54	-0.75	peak

Mode:g; Polarization:Vertical; Modulation:a; bandwidth:20MHz; Channel:Low

Frequency	RX_R	Factor	Emission	Limit	Over Limit	Detector
MHz	dBuV	dB	dBuV/m	dBuV/m	dB	
10360	30.39	14.28	44.67	68.2	-23.53	peak
15540	26.79	21.58	48.37	54	-5.63	peak
20720	28.51	23.16	51.67	54	-2.33	peak

Mode:g; Polarization:Horizontal; Modulation:a; bandwidth:20MHz; Channel:middle

Frequency	RX_R	Factor	Emission	Limit	Over Limit	Detector
MHz	dBuV	dB	dBuV/m	dBuV/m	dB	
10440	32.68	14.14	46.82	68.2	-21.38	peak
15660	28.33	21.22	49.55	54	-4.45	peak
20880	26.79	23.24	50.03	54	-3.97	peak

Mode:g; Polarization:Vertical; Modulation:a; bandwidth:20MHz; Channel:middle

Frequency	RX_R	Factor	Emission	Limit	Over Limit	Detector
MHz	dBuV	dB	dBuV/m	dBuV/m	dB	
10440	32.74	14.14	46.88	68.2	-21.32	peak
15660	28.26	21.22	49.48	54	-4.52	peak
20880	26.10	23.24	49.34	54	-4.66	peak

Mode:g; Polarization:Horizontal; Modulation:a; bandwidth:20MHz; Channel:High

Frequency	RX_R	Factor	Emission	Limit	Over Limit	Detector
MHz	dBuV	dB	dBuV/m	dBuV/m	dB	
10480	31.66	14.08	45.74	68.2	-22.46	peak
15720	32.53	21.10	53.63	54	-0.37	peak
20960	26.53	23.64	50.17	54	-3.83	peak

Mode:g; Polarization:Vertical; Modulation:a; bandwidth:20MHz; Channel:High

Frequency	RX_R	Factor	Emission	Limit	Over Limit	Detector
MHz	dBuV	dB	dBuV/m	dBuV/m	dB	
10480	31.88	14.08	45.96	68.2	-22.24	peak
15720	26.63	21.10	47.73	54	-6.27	peak
20960	25.97	23.64	49.61	54	-4.39	peak

Mode:g; Polarization:Horizontal; Modulation:n; bandwidth:20MHz; Channel:Low

Frequency	RX_R	Factor	Emission	Limit	Over Limit	Detector
MHz	dBuV	dB	dBuV/m	dBuV/m	dB	
10360	29.53	14.28	43.81	68.2	-24.39	peak
15540	28.70	21.58	50.28	54	-3.72	peak
20720	27.64	23.16	50.80	54	-3.20	peak

Mode:g; Polarization:Vertical; Modulation:n; bandwidth:20MHz; Channel:Low

Frequency	RX_R	Factor	Emission	Limit	Over Limit	Detector
MHz	dBuV	dB	dBuV/m	dBuV/m	dB	
10360	33.62	14.28	47.90	68.2	-20.30	peak
15540	27.60	21.58	49.18	54	-4.82	peak
20720	26.02	23.16	49.18	54	-4.82	peak

Mode:g; Polarization:Horizontal; Modulation:n; bandwidth:20MHz; Channel:middle

Frequency	RX_R	Factor	Emission	Limit	Over Limit	Detector
MHz	dBuV	dB	dBuV/m	dBuV/m	dB	
10440	28.63	14.14	42.77	68.2	-25.43	peak
15660	29.32	21.22	50.54	54	-3.46	peak
20880	25.83	23.24	49.07	54	-4.93	peak

Mode:g; Polarization:Vertical; Modulation:n; bandwidth:20MHz; Channel:middle

Frequency	RX_R	Factor	Emission	Limit	Over Limit	Detector
MHz	dBuV	dB	dBuV/m	dBuV/m	dB	
10440	30.51	14.14	44.65	68.2	-23.55	peak
15660	27.08	21.22	48.30	54	-5.70	peak
20880	29.99	23.24	53.23	54	-0.77	peak

Mode:g; Polarization:Horizontal; Modulation:n; bandwidth:20MHz; Channel:High

Frequency	RX_R	Factor	Emission	Limit	Over Limit	Detector
MHz	dBuV	dB	dBuV/m	dBuV/m	dB	
10480	27.93	14.08	42.01	68.2	-26.19	peak
15720	29.71	21.10	50.81	54	-3.19	peak
20960	27.70	23.64	51.34	54	-2.66	peak

Mode:g; Polarization:Vertical; Modulation:n; bandwidth:20MHz; Channel:High

Frequency	RX_R	Factor	Emission	Limit	Over Limit	Detector
MHz	dBuV	dB	dBuV/m	dBuV/m	dB	
10480	32.22	14.08	46.30	68.2	-21.90	peak
15720	26.67	21.10	47.77	54	-6.23	peak
20960	27.81	23.64	51.45	54	-2.55	peak

Mode:g; Polarization:Horizontal; Modulation:n; bandwidth:40MHz; Channel:Low

Frequency	RX_R	Factor	Emission	Limit	Over Limit	Detector
MHz	dBuV	dB	dBuV/m	dBuV/m	dB	
10380	33.78	14.25	48.03	68.2	-20.17	peak
15570	30.34	21.49	51.83	54	-2.17	peak
20760	25.59	23.16	48.75	54	-5.25	peak

Mode:g; Polarization:Vertical; Modulation:n; bandwidth:40MHz; Channel:Low

Frequency	RX_R	Factor	Emission	Limit	Over Limit	Detector
MHz	dBuV	dB	dBuV/m	dBuV/m	dB	
10380	33.26	14.25	47.51	68.2	-20.69	peak
15570	30.97	21.49	52.46	54	-1.54	peak
20760	29.65	23.16	52.81	54	-1.19	peak

Mode:g; Polarization:Horizontal; Modulation:n; bandwidth:40MHz; Channel:High

Frequency	RX_R	Factor	Emission	Limit	Over Limit	Detector
MHz	dBuV	dB	dBuV/m	dBuV/m	dB	
10460	29.92	14.11	44.03	68.2	-24.17	peak
15690	26.62	21.14	47.76	54	-6.24	peak
20920	25.01	23.31	48.32	54	-5.68	peak

Mode:g; Polarization:Vertical; Modulation:n; bandwidth:40MHz; Channel:High

Frequency	RX_R	Factor	Emission	Limit	Over Limit	Detector
MHz	dBuV	dB	dBuV/m	dBuV/m	dB	
10460	33.86	14.11	47.97	68.2	-20.23	peak
15690	30.54	21.14	51.68	54	-2.32	peak
20920	28.91	23.31	52.22	54	-1.78	peak

Mode:g; Polarization:Horizontal; Modulation:c; bandwidth:20MHz; Channel:Low

Frequency	RX_R	Factor	Emission	Limit	Over Limit	Detector
MHz	dBuV	dB	dBuV/m	dBuV/m	dB	
10360	34.77	14.28	49.05	68.2	-19.15	peak
15540	28.96	21.58	50.54	54	-3.46	peak
20720	27.29	23.16	50.45	54	-3.55	peak

Mode:g; Polarization:Vertical; Modulation:c; bandwidth:20MHz; Channel:Low

Frequency	RX_R	Factor	Emission	Limit	Over Limit	Detector
MHz	dBuV	dB	dBuV/m	dBuV/m	dB	
10360	29.95	14.28	44.23	68.2	-23.97	peak
15540	29.85	21.58	51.43	54	-2.57	peak
20720	26.60	23.16	49.76	54	-4.24	peak

Mode:g; Polarization:Horizontal; Modulation:c; bandwidth:20MHz; Channel:middle

Frequency	RX_R	Factor	Emission	Limit	Over Limit	Detector
MHz	dBuV	dB	dBuV/m	dBuV/m	dB	
10440	30.95	14.14	45.09	68.2	-23.11	peak
15660	30.14	21.22	51.36	54	-2.64	peak
20880	28.30	23.24	51.54	54	-2.46	peak

Mode:g; Polarization:Vertical; Modulation:c; bandwidth:20MHz; Channel:middle

Frequency	RX_R	Factor	Emission	Limit	Over Limit	Detector
MHz	dBuV	dB	dBuV/m	dBuV/m	dB	
10440	33.85	14.14	47.99	68.2	-20.21	peak
15660	27.41	21.22	48.63	54	-5.37	peak
20880	26.27	23.24	49.51	54	-4.49	peak

Mode:g; Polarization:Horizontal; Modulation:c; bandwidth:20MHz; Channel:High

Frequency	RX_R	Factor	Emission	Limit	Over Limit	Detector
MHz	dBuV	dB	dBuV/m	dBuV/m	dB	
10480	31.42	14.08	45.50	68.2	-22.70	peak
15720	30.00	21.10	51.10	54	-2.90	peak
20960	25.63	23.64	49.27	54	-4.73	peak

Mode:g; Polarization:Vertical; Modulation:c; bandwidth:20MHz; Channel:High

Frequency	RX_R	Factor	Emission	Limit	Over Limit	Detector
MHz	dBuV	dB	dBuV/m	dBuV/m	dB	
10480	30.84	14.08	44.92	68.2	-23.28	peak
15720	26.15	21.10	47.25	54	-6.75	peak
20960	29.47	23.64	53.11	54	-0.89	peak

Mode:g; Polarization:Horizontal; Modulation:c; bandwidth:40MHz; Channel:Low

Frequency	RX_R	Factor	Emission	Limit	Over Limit	Detector
MHz	dBuV	dB	dBuV/m	dBuV/m	dB	
10380	32.07	14.25	46.32	68.2	-21.88	peak
15570	25.11	21.49	46.60	54	-7.40	peak
20760	25.62	23.16	48.78	54	-5.22	peak

Mode:g; Polarization:Vertical; Modulation:c; bandwidth:40MHz; Channel:Low

Frequency	RX_R	Factor	Emission	Limit	Over Limit	Detector
MHz	dBuV	dB	dBuV/m	dBuV/m	dB	
10380	32.42	14.25	46.67	68.2	-21.53	peak
15570	27.45	21.49	48.94	54	-5.06	peak
20760	28.22	23.16	51.38	54	-2.62	peak

Mode:g; Polarization:Horizontal; Modulation:c; bandwidth:40MHz; Channel:High

Frequency	RX_R	Factor	Emission	Limit	Over Limit	Detector
MHz	dBuV	dB	dBuV/m	dBuV/m	dB	
10460	30.12	14.11	44.23	68.2	-23.97	peak
15690	28.51	21.14	49.65	54	-4.35	peak
20920	30.47	23.31	53.78	54	-0.22	peak

Mode:g; Polarization:Vertical; Modulation:c; bandwidth:40MHz; Channel:High

Frequency	RX_R	Factor	Emission	Limit	Over Limit	Detector
MHz	dBuV	dB	dBuV/m	dBuV/m	dB	
10460	32.53	14.11	46.64	68.2	-21.56	peak
15690	27.16	21.14	48.30	54	-5.70	peak
20920	30.58	23.31	53.89	54	-0.11	peak

Mode:g; Polarization:Horizontal; Modulation:c; bandwidth:80MHz; Channel:Low

Frequency	RX_R	Factor	Emission	Limit	Over Limit	Detector
MHz	dBuV	dB	dBuV/m	dBuV/m	dB	
10420	29.52	14.17	43.69	68.2	-24.51	peak
15630	30.05	21.32	51.37	54	-2.63	peak
20840	27.28	23.54	50.82	54	-3.18	peak

Mode:g; Polarization:Vertical; Modulation:c; bandwidth:80MHz; Channel:Low

Frequency	RX_R	Factor	Emission	Limit	Over Limit	Detector
MHz	dBuV	dB	dBuV/m	dBuV/m	dB	
10420	32.79	14.17	46.96	68.2	-21.24	peak
15630	27.64	21.32	48.96	54	-5.04	peak
20840	27.13	23.54	50.67	54	-3.33	peak

Mode:h; Polarization:Horizontal; Modulation:a; bandwidth:20MHz; Channel:Low

Frequency	RX_R	Factor	Emission	Limit	Over Limit	Detector
MHz	dBuV	dB	dBuV	dBuV	dB	
10520	32.33	14.04	46.37	68.2	-21.83	peak
15780	29.77	21.10	50.87	54	-3.13	peak
21040	29.08	23.08	52.16	54	-1.84	peak

Mode:h; Polarization:Vertical; Modulation:a; bandwidth:20MHz; Channel:Low

Frequency	RX_R	Factor	Emission	Limit	Over Limit	Detector
MHz	dBuV	dB	dBuV	dBuV	dB	
10520	30.99	14.04	45.03	68.2	-23.17	peak
15780	30.48	21.10	51.58	54	-2.42	peak
21040	27.50	23.08	50.58	54	-3.42	peak

Mode:h; Polarization:Horizontal; Modulation:a; bandwidth:20MHz; Channel:middle

Frequency	RX_R	Factor	Emission	Limit	Over Limit	Detector
MHz	dBuV	dB	dBuV	dBuV	dB	
10560	35.68	14.05	49.73	68.2	-18.47	peak
15840	30.82	21.10	51.92	54	-2.08	peak
21120	28.66	23.14	51.80	54	-2.20	peak

Mode:h; Polarization:Vertical; Modulation:a; bandwidth:20MHz; Channel:middle

Frequency	RX_R	Factor	Emission	Limit	Over Limit	Detector
MHz	dBuV	dB	dBuV	dBuV	dB	
10560	34.72	14.05	48.77	68.2	-19.43	peak
15840	28.46	21.10	49.56	54	-4.44	peak
21120	27.41	23.14	50.55	54	-3.45	peak

Mode:h; Polarization:Horizontal; Modulation:a; bandwidth:20MHz; Channel:High

Frequency	RX_R	Factor	Emission	Limit	Over Limit	Detector
MHz	dBuV	dB	dBuV	dBuV	dB	
10640	30.77	14.13	44.90	54	-9.10	peak
15960	28.90	21.10	50.00	54	-4.00	peak
21280	28.91	23.27	52.18	54	-1.82	peak

Mode:h; Polarization:Vertical; Modulation:a; bandwidth:20MHz; Channel:High

Frequency	RX_R	Factor	Emission	Limit	Over Limit	Detector
MHz	dBuV	dB	dBuV	dBuV	dB	
10640	30.47	14.13	44.60	54	-9.40	peak
15960	29.97	21.10	51.07	54	-2.93	peak
21280	29.81	23.27	53.08	54	-0.92	peak

Mode:h; Polarization:Horizontal; Modulation:n; bandwidth:20MHz; Channel:Low

Frequency	RX_R	Factor	Emission	Limit	Over Limit	Detector
MHz	dBuV	dB	dBuV	dBuV	dB	
10520	30.06	14.04	44.10	68.2	-24.10	peak
15780	30.29	21.10	51.39	54	-2.61	peak
21040	29.40	23.08	52.48	54	-1.52	peak

Mode:h; Polarization:Vertical; Modulation:n; bandwidth:20MHz; Channel:Low

Frequency	RX_R	Factor	Emission	Limit	Over Limit	Detector
MHz	dBuV	dB	dBuV	dBuV	dB	
10520	30.68	14.04	44.72	68.2	-23.48	peak
15780	29.35	21.10	50.45	54	-3.55	peak
21040	27.51	23.08	50.59	54	-3.41	peak

Mode:h; Polarization:Horizontal; Modulation:n; bandwidth:20MHz; Channel:middle

Frequency	RX_R	Factor	Emission	Limit	Over Limit	Detector
MHz	dBuV	dB	dBuV	dBuV	dB	
10560	29.77	14.05	43.82	68.2	-24.38	peak
15840	28.83	21.10	49.93	54	-4.07	peak
21120	29.73	23.14	52.87	54	-1.13	peak

Mode:h; Polarization:Vertical; Modulation:n; bandwidth:20MHz; Channel:middle

Frequency	RX_R	Factor	Emission	Limit	Over Limit	Detector
MHz	dBuV	dB	dBuV	dBuV	dB	
10560	33.05	14.05	47.10	68.2	-21.10	peak
15840	30.66	21.10	51.76	54	-2.24	peak
21120	28.23	23.14	51.37	54	-2.63	peak

Mode:h; Polarization:Horizontal; Modulation:n; bandwidth:20MHz; Channel:High

Frequency	RX_R	Factor	Emission	Limit	Over Limit	Detector
MHz	dBuV	dB	dBuV	dBuV	dB	
10640	32.19	14.13	46.32	54	-7.68	peak
15960	31.77	21.10	52.87	54	-1.13	peak
21280	30.05	23.27	53.32	54	-0.68	peak

Mode:h; Polarization:Vertical; Modulation:n; bandwidth:20MHz; Channel:High

Frequency	RX_R	Factor	Emission	Limit	Over Limit	Detector
MHz	dBuV	dB	dBuV	dBuV	dB	
10640	30.61	14.13	44.74	54	-9.26	peak
15960	30.51	21.10	51.61	54	-2.39	peak
21280	28.45	23.27	51.72	54	-2.28	peak

Mode:h; Polarization:Horizontal; Modulation:n; bandwidth:40MHz; Channel:Low

Frequency	RX_R	Factor	Emission	Limit	Over Limit	Detector
MHz	dBuV	dB	dBuV	dBuV	dB	
10540	33.99	14.05	48.04	68.2	-20.16	peak
15810	31.28	21.10	52.38	54	-1.62	peak
21080	29.46	23.11	52.57	54	-1.43	peak

Mode:h; Polarization:Vertical; Modulation:n; bandwidth:40MHz; Channel:Low

Frequency	RX_R	Factor	Emission	Limit	Over Limit	Detector
MHz	dBuV	dB	dBuV	dBuV	dB	
10540	31.60	14.05	45.65	68.2	-22.55	peak
15810	30.38	21.10	51.48	54	-2.52	peak
21080	27.85	23.11	50.96	54	-3.04	peak

Mode:h; Polarization:Horizontal; Modulation:n; bandwidth:40MHz; Channel:High

Frequency	RX_R	Factor	Emission	Limit	Over Limit	Detector
MHz	dBuV	dB	dBuV	dBuV	dB	
10620	30.25	14.08	44.33	54	-9.67	peak
15930	32.80	21.10	53.90	54	-0.10	peak
21240	29.68	23.24	52.92	54	-1.08	peak

Mode:h; Polarization:Vertical; Modulation:n; bandwidth:40MHz; Channel:High

Frequency	RX_R	Factor	Emission	Limit	Over Limit	Detector
MHz	dBuV	dB	dBuV	dBuV	dB	
10620	31.27	14.08	45.35	54	-8.65	peak
15930	30.68	21.10	51.78	54	-2.22	peak
21240	28.06	23.24	51.30	54	-2.70	peak

Mode:h; Polarization:Horizontal; Modulation:c; bandwidth:20MHz; Channel:Low

Frequency	RX_R	Factor	Emission	Limit	Over Limit	Detector
MHz	dBuV	dB	dBuV	dBuV	dB	
10520	32.40	14.04	46.44	68.2	-21.76	peak
15780	31.33	21.10	52.43	54	-1.57	peak
21040	30.63	23.08	53.71	54	-0.29	peak

Mode:h; Polarization:Vertical; Modulation:c; bandwidth:20MHz; Channel:Low

Frequency	RX_R	Factor	Emission	Limit	Over Limit	Detector
MHz	dBuV	dB	dBuV	dBuV	dB	
10520	32.08	14.04	46.12	68.2	-22.08	peak
15780	29.91	21.10	51.01	54	-2.99	peak
21040	28.09	23.08	51.17	54	-2.83	peak

Mode:h; Polarization:Horizontal; Modulation:c; bandwidth:20MHz; Channel:middle

Frequency	RX_R	Factor	Emission	Limit	Over Limit	Detector
MHz	dBuV	dB	dBuV	dBuV	dB	
10560	31.76	14.05	45.81	68.2	-22.39	peak
15840	31.15	21.10	52.25	54	-1.75	peak
21120	28.89	23.14	52.03	54	-1.97	peak

Mode:h; Polarization:Vertical; Modulation:c; bandwidth:20MHz; Channel:middle

Frequency	RX_R	Factor	Emission	Limit	Over Limit	Detector
MHz	dBuV	dB	dBuV	dBuV	dB	
10560	32.21	14.05	46.26	68.2	-21.94	peak
15840	29.34	21.10	50.44	54	-3.56	peak
21120	27.98	23.14	51.12	54	-2.88	peak

Mode:h; Polarization:Horizontal; Modulation:c; bandwidth:20MHz; Channel:High

Frequency	RX_R	Factor	Emission	Limit	Over Limit	Detector
MHz	dBuV	dB	dBuV	dBuV	dB	
10640	33.31	14.13	47.44	54	-6.56	peak
15960	29.36	21.10	50.46	54	-3.54	peak
21280	29.68	23.27	52.95	54	-1.05	peak

Mode:h; Polarization:Vertical; Modulation:c; bandwidth:20MHz; Channel:High

Frequency	RX_R	Factor	Emission	Limit	Over Limit	Detector
MHz	dBuV	dB	dBuV	dBuV	dB	
10640	32.71	14.13	46.84	54	-7.16	peak
15960	32.79	21.10	53.89	54	-0.11	peak
21280	29.00	23.27	52.27	54	-1.73	peak

Mode:h; Polarization:Horizontal; Modulation:c; bandwidth:40MHz; Channel:Low

Frequency	RX_R	Factor	Emission	Limit	Over Limit	Detector
MHz	dBuV	dB	dBuV	dBuV	dB	
10540	32.75	14.05	46.80	68.2	-21.40	peak
15810	29.52	21.10	50.62	54	-3.38	peak
21080	29.38	23.11	52.49	54	-1.51	peak

Mode:h; Polarization:Vertical; Modulation:c; bandwidth:40MHz; Channel:Low

Frequency	RX_R	Factor	Emission	Limit	Over Limit	Detector
MHz	dBuV	dB	dBuV	dBuV	dB	
10540	33.35	14.05	47.40	68.2	-20.80	peak
15810	29.56	21.10	50.66	54	-3.34	peak
21080	28.30	23.11	51.41	54	-2.59	peak

Mode:h; Polarization:Horizontal; Modulation:c; bandwidth:40MHz; Channel:High

Frequency	RX_R	Factor	Emission	Limit	Over Limit	Detector
MHz	dBuV	dB	dBuV	dBuV	dB	
10620	32.87	14.08	46.95	54	-7.05	peak
15930	30.44	21.10	51.54	54	-2.46	peak
21240	29.12	23.24	52.36	54	-1.64	peak

Mode:h; Polarization:Vertical; Modulation:c; bandwidth:40MHz; Channel:High

Frequency	RX_R	Factor	Emission	Limit	Over Limit	Detector
MHz	dBuV	dB	dBuV	dBuV	dB	
10620	33.17	14.08	47.25	54	-6.75	peak
15930	32.71	21.10	53.81	54	-0.19	peak
21240	28.48	23.24	51.72	54	-2.28	peak

Mode:h; Polarization:Horizontal; Modulation:c; bandwidth:80MHz; Channel:Low

Frequency	RX_R	Factor	Emission	Limit	Over Limit	Detector
MHz	dBuV	dB	dBuV	dBuV	dB	
10580	34.23	14.05	48.28	68.2	-19.92	peak
15870	30.43	21.09	51.52	54	-2.48	peak
21160	28.14	23.17	51.31	54	-2.69	peak

Mode:h; Polarization:Vertical; Modulation:c; bandwidth:80MHz; Channel:Low

Frequency	RX_R	Factor	Emission	Limit	Over Limit	Detector
MHz	dBuV	dB	dBuV	dBuV	dB	
10580	32.04	14.05	46.09	68.2	-22.11	peak
15870	29.69	21.09	50.78	54	-3.22	peak
21160	30.60	23.17	53.77	54	-0.23	peak

Mode:i; Polarization:Horizontal; Modulation:a; bandwidth:20MHz; Channel:Low

Frequency	RX_R	Factor	Emission	Limit	Over Limit	Detector
MHz	dBuV	dB	dBuV	dBuV	dB	
11000	35.12	14.54	49.66	54	-4.34	peak
16500	29.58	22.64	52.22	68.2	-15.98	peak
22000	29.58	23.83	53.41	68.2	-14.79	peak

Mode:i; Polarization:Vertical; Modulation:a; bandwidth:20MHz; Channel:Low

Frequency	RX_R	Factor	Emission	Limit	Over Limit	Detector
MHz	dBuV	dB	dBuV	dBuV	dB	
11000	31.20	14.54	45.74	54	-8.26	peak
16500	30.84	22.64	53.48	68.2	-14.72	peak
22000	29.31	23.83	53.14	68.2	-15.06	peak

Mode:i; Polarization:Horizontal; Modulation:a; bandwidth:20MHz; Channel:middle

Frequency	RX_R	Factor	Emission	Limit	Over Limit	Detector
MHz	dBuV	dB	dBuV	dBuV	dB	
11200	35.07	14.25	49.32	54	-4.68	peak
16800	27.26	22.92	50.18	68.2	-18.02	peak
22400	29.21	24.06	53.27	54	-0.73	peak

Mode:i; Polarization:Horizontal; Modulation:a; bandwidth:20MHz; Channel:High

Frequency	RX_R	Factor	Emission	Limit	Over Limit	Detector
MHz	dBuV	dB	dBuV	dBuV	dB	
11400	33.45	14.37	47.82	54	-6.18	peak
17100	27.82	22.87	50.69	68.2	-17.51	peak
22800	26.44	24.47	50.91	54	-3.09	peak

Mode:i; Polarization:Vertical; Modulation:a; bandwidth:20MHz; Channel:middle

Frequency	RX_R	Factor	Emission	Limit	Over Limit	Detector
MHz	dBuV	dB	dBuV	dBuV	dB	
11200	33.09	14.25	47.34	54	-6.66	peak
16800	27.75	22.92	50.67	68.2	-17.53	peak
22400	26.44	24.06	50.50	54	-3.50	peak

Mode:i; Polarization:Vertical; Modulation:a; bandwidth:20MHz; Channel:High

Frequency	RX_R	Factor	Emission	Limit	Over Limit	Detector
MHz	dBuV	dB	dBuV	dBuV	dB	
11400	34.63	14.37	49.00	54	-5.00	peak
17100	27.33	22.87	50.20	68.2	-18.00	peak
22800	29.37	24.47	53.84	54	-0.16	peak

Mode:i; Polarization:Horizontal; Modulation:n; bandwidth:20MHz; Channel:Low

Frequency	RX_R	Factor	Emission	Limit	Over Limit	Detector
MHz	dBuV	dB	dBuV	dBuV	dB	
11000	35.56	14.54	50.10	54	-3.90	peak
16500	27.97	22.64	50.61	68.2	-17.59	peak
22000	27.88	23.83	51.71	68.2	-16.49	peak

Mode:i; Polarization:Vertical; Modulation:n; bandwidth:20MHz; Channel:Low

Frequency	RX_R	Factor	Emission	Limit	Over Limit	Detector
MHz	dBuV	dB	dBuV	dBuV	dB	
11000	34.44	14.54	48.98	54	-5.02	peak
16500	28.72	22.64	51.36	68.2	-16.84	peak
22000	28.69	23.83	52.52	68.2	-15.68	peak

Mode:i; Polarization:Horizontal; Modulation:n; bandwidth:20MHz; Channel:middle

Frequency	RX_R	Factor	Emission	Limit	Over Limit	Detector
MHz	dBuV	dB	dBuV	dBuV	dB	
11200	33.70	14.25	47.95	54	-6.05	peak
16800	30.94	22.92	53.86	68.2	-14.34	peak
22400	28.76	24.06	52.82	54	-1.18	peak

Mode:i; Polarization:Horizontal; Modulation:n; bandwidth:20MHz; Channel:High

Frequency	RX_R	Factor	Emission	Limit	Over Limit	Detector
MHz	dBuV	dB	dBuV	dBuV	dB	
11400	30.62	14.37	44.99	54	-9.01	peak
17100	29.34	22.87	52.21	68.2	-15.99	peak
22800	28.07	24.47	52.54	54	-1.46	peak

Mode:i; Polarization:Vertical; Modulation:n; bandwidth:20MHz; Channel:middle

Frequency	RX_R	Factor	Emission	Limit	Over Limit	Detector
MHz	dBuV	dB	dBuV	dBuV	dB	
11200	33.32	14.25	47.57	54	-6.43	peak
16800	28.37	22.92	51.29	68.2	-16.91	peak
22400	29.19	24.06	53.25	54	-0.75	peak

Mode:i; Polarization:Vertical; Modulation:n; bandwidth:20MHz; Channel:High

Frequency	RX_R	Factor	Emission	Limit	Over Limit	Detector
MHz	dBuV	dB	dBuV	dBuV	dB	
11400	33.55	14.37	47.92	54	-6.08	peak
17100	30.33	22.87	53.20	68.2	-15.00	peak
22800	26.13	24.47	50.60	54	-3.40	peak

Mode:i; Polarization:Horizontal; Modulation:n; bandwidth:40MHz; Channel:Low

Frequency	RX_R	Factor	Emission	Limit	Over Limit	Detector
MHz	dBuV	dB	dBuV	dBuV	dB	
11020	35.43	14.52	49.95	54	-4.05	peak
16530	28.76	22.70	51.46	68.2	-16.74	peak
22040	27.59	23.86	51.45	54	-2.55	peak

Mode:i; Polarization:Vertical; Modulation:n; bandwidth:40MHz; Channel:Low

Frequency	RX_R	Factor	Emission	Limit	Over Limit	Detector
MHz	dBuV	dB	dBuV	dBuV	dB	
11020	34.22	14.52	48.74	54	-5.26	peak
16530	27.97	22.70	50.67	68.2	-17.53	peak
22040	26.35	23.86	50.21	54	-3.79	peak

Mode:i; Polarization:Horizontal; Modulation:n; bandwidth:40MHz; Channel:middle

Frequency	RX_R	Factor	Emission	Limit	Over Limit	Detector
MHz	dBuV	dB	dBuV	dBuV	dB	
11180	32.74	14.29	47.03	54	-6.97	peak
16770	30.25	22.91	53.16	68.2	-15.04	peak
22360	27.68	24.03	51.71	54	-2.29	peak

Mode:i; Polarization:Horizontal; Modulation:n; bandwidth:40MHz; Channel:High

Frequency	RX_R	Factor	Emission	Limit	Over Limit	Detector
MHz	dBuV	dB	dBuV	dBuV	dB	
11340	30.63	14.33	44.96	54	-9.04	peak
17010	27.31	22.96	50.27	68.2	-17.93	peak
22680	27.79	24.34	52.13	54	-1.87	peak

Mode:i; Polarization:Vertical; Modulation:n; bandwidth:40MHz; Channel:middle

Frequency	RX_R	Factor	Emission	Limit	Over Limit	Detector
MHz	dBuV	dB	dBuV	dBuV	dB	
11180	34.30	14.29	48.59	54	-5.41	peak
16770	29.70	22.91	52.61	68.2	-15.59	peak
22360	26.90	24.03	50.93	54	-3.07	peak

Mode:i; Polarization:Vertical; Modulation:n; bandwidth:40MHz; Channel:High

Frequency	RX_R	Factor	Emission	Limit	Over Limit	Detector
MHz	dBuV	dB	dBuV	dBuV	dB	
11420	31.90	14.38	46.28	54	-7.72	peak
17130	28.03	22.85	50.88	68.2	-17.32	peak
22840	26.38	24.53	50.91	54	-3.09	peak

Mode:i; Polarization:Horizontal; Modulation:c; bandwidth:20MHz; Channel:Low

Frequency	RX_R	Factor	Emission	Limit	Over Limit	Detector
MHz	dBuV	dB	dBuV	dBuV	dB	
11000	34.55	14.54	49.09	54	-4.91	peak
16500	30.75	22.64	53.39	68.2	-14.81	peak
22000	28.98	23.83	52.81	68.2	-15.39	peak

Mode:i; Polarization:Vertical; Modulation:c; bandwidth:20MHz; Channel:Low

Frequency	RX_R	Factor	Emission	Limit	Over Limit	Detector
MHz	dBuV	dB	dBuV	dBuV	dB	
11200	33.64	14.25	47.89	54	-6.11	peak
16800	29.34	22.92	52.26	68.2	-15.94	peak
22400	31.11	24.06	55.17	68.2	-13.03	peak

Mode:i; Polarization:Horizontal; Modulation:c; bandwidth:20MHz; Channel:middle

Frequency	RX_R	Factor	Emission	Limit	Over Limit	Detector
MHz	dBuV	dB	dBuV	dBuV	dB	
11200	31.17	14.25	45.42	54	-8.58	peak
16800	30.27	22.92	53.19	68.2	-15.01	peak
22400	29.05	24.06	53.11	54	-0.89	peak

Mode:i; Polarization:Horizontal; Modulation:c; bandwidth:20MHz; Channel:High

Frequency	RX_R	Factor	Emission	Limit	Over Limit	Detector
MHz	dBuV	dB	dBuV	dBuV	dB	
11400	29.01	14.37	43.38	54	-10.62	peak
17100	26.85	22.87	49.72	68.2	-18.48	peak
22800	29.15	24.47	53.62	54	-0.38	peak

Mode:i; Polarization:Vertical; Modulation:c; bandwidth:20MHz; Channel:middle

Frequency	RX_R	Factor	Emission	Limit	Over Limit	Detector
MHz	dBuV	dB	dBuV	dBuV	dB	
11200	34.01	14.25	48.26	54	-5.74	peak
16800	31.76	22.92	54.68	68.2	-13.52	peak
22400	29.85	24.06	53.91	54	-0.09	peak

Mode:i; Polarization:Vertical; Modulation:c; bandwidth:20MHz; Channel:High

Frequency	RX_R	Factor	Emission	Limit	Over Limit	Detector
MHz	dBuV	dB	dBuV	dBuV	dB	
11440	34.36	14.38	48.74	54	-5.26	peak
17160	30.45	22.82	53.27	68.2	-14.93	peak
22880	26.32	24.56	50.88	54	-3.12	peak

Mode:i; Polarization:Horizontal; Modulation:c; bandwidth:40MHz; Channel:Low

Frequency	RX_R	Factor	Emission	Limit	Over Limit	Detector
MHz	dBuV	dB	dBuV	dBuV	dB	
11020	33.58	14.52	48.10	54	-5.90	peak
16530	27.29	22.70	49.99	68.2	-18.21	peak
22040	26.75	23.86	50.61	54	-3.39	peak

Mode:i; Polarization:Vertical; Modulation:c; bandwidth:40MHz; Channel:Low

Frequency	RX_R	Factor	Emission	Limit	Over Limit	Detector
MHz	dBuV	dB	dBuV	dBuV	dB	
11020	33.75	14.52	48.27	54	-5.73	peak
16530	28.66	22.70	51.36	68.2	-16.84	peak
22040	29.16	23.86	53.02	54	-0.98	peak

Mode:i; Polarization:Horizontal; Modulation:c; bandwidth:40MHz; Channel:middle

Frequency	RX_R	Factor	Emission	Limit	Over Limit	Detector
MHz	dBuV	dB	dBuV	dBuV	dB	
11180	34.54	14.29	48.83	54	-5.17	peak
16770	27.38	22.91	50.29	68.2	-17.91	peak
22360	26.81	24.03	50.84	54	-3.16	peak

Mode:i; Polarization:Horizontal; Modulation:c; bandwidth:40MHz; Channel:High

Frequency	RX_R	Factor	Emission	Limit	Over Limit	Detector
MHz	dBuV	dB	dBuV	dBuV	dB	
11340	33.43	14.33	47.76	54	-6.24	peak
17010	27.51	22.96	50.47	68.2	-17.73	peak
22680	28.83	24.34	53.17	54	-0.83	peak

Mode:i; Polarization:Vertical; Modulation:c; bandwidth:40MHz; Channel:middle

Frequency	RX_R	Factor	Emission	Limit	Over Limit	Detector
MHz	dBuV	dB	dBuV	dBuV	dB	
11180	34.56	14.29	48.85	54	-5.15	peak
16770	27.92	22.91	50.83	68.2	-17.37	peak
22360	28.48	24.03	52.51	54	-1.49	peak

Mode:i; Polarization:Vertical; Modulation:c; bandwidth:40MHz; Channel:High

Frequency	RX_R	Factor	Emission	Limit	Over Limit	Detector
MHz	dBuV	dB	dBuV	dBuV	dB	
11340	35.89	14.33	50.22	54	-3.78	peak
17010	28.30	22.96	51.26	68.2	-16.94	peak
22680	27.08	24.34	51.42	54	-2.58	peak

Mode:i; Polarization:Horizontal; Modulation:c; bandwidth:80MHz; Channel:Low

Frequency	RX_R	Factor	Emission	Limit	Over Limit	Detector
MHz	dBuV	dB	dBuV	dBuV	dB	
11060	34.24	14.46	48.70	54	-5.30	peak
16590	29.23	22.82	52.05	68.2	-16.15	peak
22120	29.46	23.90	53.36	54	-0.64	peak

Mode:i; Polarization:Vertical; Modulation:c; bandwidth:80MHz; Channel:Low

Frequency	RX_R	Factor	Emission	Limit	Over Limit	Detector
MHz	dBuV	dB	dBuV	dBuV	dB	
11060	34.45	14.46	48.91	54	-5.09	peak
16590	29.81	22.82	52.63	68.2	-15.57	peak
22120	28.53	23.90	52.43	54	-1.57	peak

Mode:i; Polarization:Horizontal; Modulation:c; bandwidth:80MHz; Channel:middle

Frequency	RX_R	Factor	Emission	Limit	Over Limit	Detector
MHz	dBuV	dB	dBuV	dBuV	dB	
11220	36.09	14.26	50.35	54	-3.65	peak
16830	30.99	22.94	53.93	68.2	-14.27	peak
22440	28.92	24.09	53.01	54	-0.99	peak

Mode:i; Polarization:Vertical; Modulation:c; bandwidth:80MHz; Channel:middle

Frequency	RX_R	Factor	Emission	Limit	Over Limit	Detector
MHz	dBuV	dB	dBuV	dBuV	dB	
11220	34.05	14.26	48.31	54	-5.69	peak
16830	29.59	22.94	52.53	68.2	-15.67	peak
22440	27.98	24.09	52.07	54	-1.93	peak

Mode:i; Polarization:Horizontal; Modulation:c; bandwidth:80MHz; Channel:High

Frequency	RX_R	Factor	Emission	Limit	Over Limit	Detector
MHz	dBuV	dB	dBuV	dBuV	dB	
11380	29.65	14.35	44.00	54	-10.00	peak
17070	30.00	22.90	52.90	68.2	-15.30	peak
22760	27.92	24.43	52.35	54	-1.65	peak

Mode:i; Polarization:Vertical; Modulation:c; bandwidth:80MHz; Channel:High

Frequency	RX_R	Factor	Emission	Limit	Over Limit	Detector
MHz	dBuV	dB	dBuV	dBuV	dB	
11380	33.70	14.35	48.05	54	-5.95	peak
17070	29.22	22.90	52.12	68.2	-16.08	peak
22760	26.42	24.43	50.85	54	-3.15	peak

Mode:j; Polarization:Horizontal; Modulation:a; bandwidth:20MHz; Channel:Low

Frequency	RX_R	Factor	Emission	Limit	Over Limit	Detector
MHz	dBuV	dB	dBuV/m	dBuV/m	dB	
11490	32.98	14.41	47.39	54	-6.61	peak
17235	29.80	22.57	52.37	68.2	-15.83	peak
22980	24.97	24.45	49.42	54	-4.58	peak

Mode:j; Polarization:Vertical; Modulation:a; bandwidth:20MHz; Channel:Low

Frequency	RX_R	Factor	Emission	Limit	Over Limit	Detector
MHz	dBuV	dB	dBuV/m	dBuV/m	dB	
11490	31.65	14.41	46.06	54	-7.94	peak
17235	26.58	22.57	49.15	68.2	-19.05	peak
22980	26.52	24.45	50.97	54	-3.03	peak

Mode:j; Polarization:Horizontal; Modulation:a; bandwidth:20MHz; Channel:middle

Frequency	RX_R	Factor	Emission	Limit	Over Limit	Detector
MHz	dBuV	dB	dBuV/m	dBuV/m	dB	
11570	33.52	14.25	47.77	54	-6.23	peak
17355	27.70	21.86	49.56	68.2	-18.64	peak
23140	27.52	24.68	52.20	68.2	-16.00	peak

Mode:j; Polarization:Vertical; Modulation:a; bandwidth:20MHz; Channel:middle

Frequency	RX_R	Factor	Emission	Limit	Over Limit	Detector
MHz	dBuV	dB	dBuV/m	dBuV/m	dB	
11570	34.91	14.25	49.16	54	-4.84	peak
17355	28.02	21.86	49.88	68.2	-18.32	peak
23140	26.41	24.68	51.09	68.2	-17.11	peak

Mode:j; Polarization:Horizontal; Modulation:a; bandwidth:20MHz; Channel:High

Frequency	RX_R	Factor	Emission	Limit	Over Limit	Detector
MHz	dBuV	dB	dBuV/m	dBuV/m	dB	
11650	34.18	14.06	48.24	54	-5.76	peak
17475	26.15	21.15	47.30	68.2	-20.90	peak
23300	28.30	25.11	53.41	68.2	-14.79	peak

Mode:j; Polarization:Vertical; Modulation:a; bandwidth:20MHz; Channel:High

Frequency	RX_R	Factor	Emission	Limit	Over Limit	Detector
MHz	dBuV	dB	dBuV/m	dBuV/m	dB	
11650	35.22	14.06	49.28	54	-4.72	peak
17475	25.38	21.15	46.53	68.2	-21.67	peak
23300	24.18	25.11	49.29	68.2	-18.91	peak

Mode:j; Polarization:Horizontal; Modulation:n; bandwidth:20MHz; Channel:Low

Frequency	RX_R	Factor	Emission	Limit	Over Limit	Detector
MHz	dBuV	dB	dBuV/m	dBuV/m	dB	
11490	34.93	14.41	49.34	54	-4.66	peak
17235	29.79	22.57	52.36	68.2	-15.84	peak
22980	27.05	24.45	51.50	54	-2.50	peak

Mode:j; Polarization:Vertical; Modulation:n; bandwidth:20MHz; Channel:Low

Frequency	RX_R	Factor	Emission	Limit	Over Limit	Detector
MHz	dBuV	dB	dBuV/m	dBuV/m	dB	
11490	35.26	14.41	49.67	54	-4.33	peak
17235	28.64	22.57	51.21	68.2	-16.99	peak
22980	28.29	24.45	52.74	54	-1.26	peak

Mode:j; Polarization:Horizontal; Modulation:n; bandwidth:20MHz; Channel:middle

Frequency	RX_R	Factor	Emission	Limit	Over Limit	Detector
MHz	dBuV	dB	dBuV/m	dBuV/m	dB	
11570	35.20	14.25	49.45	54	-4.55	peak
17355	27.86	21.86	49.72	68.2	-18.48	peak
23140	27.00	24.68	51.68	68.2	-16.52	peak

Mode:j; Polarization:Vertical; Modulation:n; bandwidth:20MHz; Channel:middle

Frequency	RX_R	Factor	Emission	Limit	Over Limit	Detector
MHz	dBuV	dB	dBuV/m	dBuV/m	dB	
11570	31.52	14.25	45.77	54	-8.23	peak
17355	30.11	21.86	51.97	68.2	-16.23	peak
23140	25.19	24.68	49.87	68.2	-18.33	peak

Mode:j; Polarization:Horizontal; Modulation:n; bandwidth:20MHz; Channel:High

Frequency	RX_R	Factor	Emission	Limit	Over Limit	Detector
MHz	dBuV	dB	dBuV/m	dBuV/m	dB	
11650	32.46	14.06	46.52	54	-7.48	peak
17475	29.23	21.15	50.38	68.2	-17.82	peak
23300	25.74	25.11	50.85	68.2	-17.35	peak

Mode:j; Polarization:Vertical; Modulation:n; bandwidth:20MHz; Channel:High

Frequency	RX_R	Factor	Emission	Limit	Over Limit	Detector
MHz	dBuV	dB	dBuV/m	dBuV/m	dB	
11650	34.34	14.06	48.40	54	-5.60	peak
17475	30.64	21.15	51.79	68.2	-16.41	peak
23300	26.98	25.11	52.09	68.2	-16.11	peak

Mode:j; Polarization:Horizontal; Modulation:n; bandwidth:40MHz; Channel:Low

Frequency	RX_R	Factor	Emission	Limit	Over Limit	Detector
MHz	dBuV	dB	dBuV/m	dBuV/m	dB	
11510	30.91	14.40	45.31	54	-8.69	peak
17265	26.28	22.40	48.68	68.2	-19.52	peak
23020	23.04	24.68	47.72	54	-6.28	peak

Mode:j; Polarization:Vertical; Modulation:n; bandwidth:40MHz; Channel:Low

Frequency	RX_R	Factor	Emission	Limit	Over Limit	Detector
MHz	dBuV	dB	dBuV/m	dBuV/m	dB	
11510	35.31	14.40	49.71	54	-4.29	peak
17265	27.10	22.40	49.50	68.2	-18.70	peak
23020	28.00	24.68	52.68	54	-1.32	peak

Mode:j; Polarization:Horizontal; Modulation:n; bandwidth:40MHz; Channel:High

Frequency	RX_R	Factor	Emission	Limit	Over Limit	Detector
MHz	dBuV	dB	dBuV/m	dBuV/m	dB	
11590	31.35	14.20	45.55	54	-8.45	peak
17385	28.74	21.68	50.42	68.2	-17.78	peak
23180	24.59	24.72	49.31	68.2	-18.89	peak

Mode:j; Polarization:Vertical; Modulation:n; bandwidth:40MHz; Channel:High

Frequency	RX_R	Factor	Emission	Limit	Over Limit	Detector
MHz	dBuV	dB	dBuV/m	dBuV/m	dB	
11590	32.79	14.20	46.99	54	-7.01	peak
17385	28.74	21.68	50.42	68.2	-17.78	peak
23180	25.61	24.72	50.33	68.2	-17.87	peak

Mode:j; Polarization:Horizontal; Modulation:c; bandwidth:20MHz; Channel:Low

Frequency	RX_R	Factor	Emission	Limit	Over Limit	Detector
MHz	dBuV	dB	dBuV/m	dBuV/m	dB	
11490	32.95	14.41	47.36	54	-6.64	peak
17235	28.72	22.57	51.29	68.2	-16.91	peak
22980	28.80	24.45	53.25	54	-0.75	peak

Mode:j; Polarization:Vertical; Modulation:c; bandwidth:20MHz; Channel:Low

Frequency	RX_R	Factor	Emission	Limit	Over Limit	Detector
MHz	dBuV	dB	dBuV/m	dBuV/m	dB	
11490	35.50	14.41	49.91	54	-4.09	peak
17235	28.77	22.57	51.34	68.2	-16.86	peak
22980	26.89	24.45	51.34	54	-2.66	peak

Mode:j; Polarization:Horizontal; Modulation:c; bandwidth:20MHz; Channel:middle

Frequency	RX_R	Factor	Emission	Limit	Over Limit	Detector
MHz	dBuV	dB	dBuV/m	dBuV/m	dB	
11570	33.49	14.25	47.74	54	-6.26	peak
17355	27.85	21.86	49.71	68.2	-18.49	peak
23140	27.96	24.68	52.64	68.2	-15.56	peak

Mode:j; Polarization:Vertical; Modulation:c; bandwidth:20MHz; Channel:middle

Frequency	RX_R	Factor	Emission	Limit	Over Limit	Detector
MHz	dBuV	dB	dBuV/m	dBuV/m	dB	
11570	32.99	14.25	47.24	54	-6.76	peak
17355	27.61	21.86	49.47	68.2	-18.73	peak
23140	29.80	24.68	54.48	68.2	-13.72	peak

Mode:j; Polarization:Horizontal; Modulation:c; bandwidth:20MHz; Channel:High

Frequency	RX_R	Factor	Emission	Limit	Over Limit	Detector
MHz	dBuV	dB	dBuV/m	dBuV/m	dB	
11650	31.42	14.06	45.48	54	-8.52	peak
17475	28.78	21.15	49.93	68.2	-18.27	peak
23300	23.85	25.11	48.96	68.2	-19.24	peak

Mode:j; Polarization:Vertical; Modulation:c; bandwidth:20MHz; Channel:High

Frequency	RX_R	Factor	Emission	Limit	Over Limit	Detector
MHz	dBuV	dB	dBuV/m	dBuV/m	dB	
11650	35.75	14.06	49.81	54	-4.19	peak
17475	28.27	21.15	49.42	68.2	-18.78	peak
23300	29.16	25.11	54.27	68.2	-13.93	peak

Mode:j; Polarization:Horizontal; Modulation:c; bandwidth:40MHz; Channel:Low

Frequency	RX_R	Factor	Emission	Limit	Over Limit	Detector
MHz	dBuV	dB	dBuV/m	dBuV/m	dB	
11510	35.15	14.40	49.55	54	-4.45	peak
17265	27.81	22.40	50.21	68.2	-17.99	peak
23020	27.28	24.68	51.96	54	-2.04	peak

Mode:j; Polarization:Vertical; Modulation:c; bandwidth:40MHz; Channel:Low

Frequency	RX_R	Factor	Emission	Limit	Over Limit	Detector
MHz	dBuV	dB	dBuV/m	dBuV/m	dB	
11510	33.66	14.40	48.06	54	-5.94	peak
17265	30.38	22.40	52.78	68.2	-15.42	peak
23020	26.07	24.68	50.75	54	-3.25	peak

Mode:j; Polarization:Horizontal; Modulation:c; bandwidth:40MHz; Channel:High

Frequency	RX_R	Factor	Emission	Limit	Over Limit	Detector
MHz	dBuV	dB	dBuV/m	dBuV/m	dB	
11590	32.80	14.20	47.00	54	-7.00	peak
17385	26.08	21.68	47.76	68.2	-20.44	peak
23180	25.64	24.72	50.36	68.2	-17.84	peak

Mode:j; Polarization:Vertical; Modulation:c; bandwidth:40MHz; Channel:High

Frequency	RX_R	Factor	Emission	Limit	Over Limit	Detector
MHz	dBuV	dB	dBuV/m	dBuV/m	dB	
11590	35.42	14.20	49.62	54	-4.38	peak
17385	26.59	21.68	48.27	68.2	-19.93	peak
23180	24.65	24.72	49.37	68.2	-18.83	peak

Mode:j; Polarization:Horizontal; Modulation:c; bandwidth:80MHz; Channel:Low

Frequency	RX_R	Factor	Emission	Limit	Over Limit	Detector
MHz	dBuV	dB	dBuV/m	dBuV/m	dB	
11550	32.06	14.30	46.36	54	-7.64	peak
17325	27.89	22.04	49.93	68.2	-18.27	peak
23100	28.79	24.60	53.39	54	-0.61	peak

Mode:j; Polarization:Vertical; Modulation:c; bandwidth:80MHz; Channel:Low

Frequency	RX_R	Factor	Emission	Limit	Over Limit	Detector
MHz	dBuV	dB	dBuV/m	dBuV/m	dB	
11550	33.61	14.30	47.91	54	-6.09	peak
17325	30.32	22.04	52.36	68.2	-15.84	peak
23100	26.20	24.60	50.80	54	-3.20	peak

7.9 Radiated Emissions which fall in the restricted bands

Test Requirement 47 CFR Part 15, Subpart C 15.209 & 15.407(b)

Test Method: KDB 789033 D02 II G

Limit:

Frequency(MHz)	Field strength(microvolts/meter)	Measurement distance(meters)
0.009-0.490	2400/F(kHz)	300
0.490-1.705	24000/F(kHz)	30
1.705-30.0	30	30
30-88	100	3
88-216	150	3
216-960	200	3
Above 960	500	3
Remark: The emission limits shown in the above table are based on measurements employing a CISPR quasi-peak detector except for the frequency bands 9-90kHz, 110-490kHz and above 1000 MHz. Radiated emission limits in these three bands are based on measurements employing an average detector, the peak field strength of any emission shall not exceed the maximum permitted average limits specified above by more than 20 dB under any condition of modulation.		

7.9.1 E.U.T. Operation

Operating Environment:

Temperature: 20 °C Humidity: 50 % RH Atmospheric Pressure: 1010 mbar

Test mode: b:TX mode (Band 1)_Keep the EUT(Dipole Antenna) in continuously transmitting mode with all modulation types. All data rates for each modulation type have been tested and found the data rate @ 6Mbps is the worst case of IEEE 802.11a; data rate @ MCS0 is the worst case of IEEE 802.11n(HT20); data rate @ MCS0 is the worst case of IEEE 802.11n(HT40); data rate @ MCS0 is the worst case of IEEE 802.11ac(VHT20); data rate @ MCS0 is the worst case of IEEE 802.11ac(VHT40); data rate @ MCS0 is the worst case of IEEE 802.11ac(VHT80). Only the data of worst case is recorded in the report.

c:TX mode (Band 2A)_Keep the EUT(Dipole Antenna) in continuously transmitting mode with all modulation types. All data rates for each modulation type have been tested and found the data rate @ 6Mbps is the worst case of IEEE 802.11a; data rate @ MCS0 is the worst case of IEEE 802.11n(HT20); data rate @ MCS0 is the worst case of IEEE 802.11n(HT40); data rate @ MCS0 is the worst case of IEEE 802.11ac(VHT20); data rate @ MCS0 is the worst case of IEEE 802.11ac(VHT40); data rate @ MCS0 is the worst case of IEEE 802.11ac(VHT80). Only the data of worst case is recorded in the report.

d:TX mode (Band 2C)_Keep the EUT(Dipole Antenna) in continuously transmitting mode with all modulation types. All data rates for each modulation type have been tested and found the data rate @ 6Mbps is the worst case of IEEE 802.11a; data rate @ MCS0 is the worst case of IEEE 802.11n(HT20); data rate @ MCS0 is the worst case of IEEE 802.11n(HT40); data rate @ MCS0 is the worst case of IEEE 802.11ac(VHT20); data rate @ MCS0 is the worst case of IEEE 802.11ac(VHT40); data rate @ MCS0 is the worst case of IEEE 802.11ac(VHT80). Only the data of worst case is recorded in the report.

e:TX mode (Band 3)_Keep the EUT(Dipole Antenna) in continuously transmitting mode with all modulation types. All data rates for each modulation type have been tested and found the data rate @ 6Mbps is the worst case of IEEE 802.11a; data rate @ MCS0 is the worst case of IEEE 802.11n(HT20); data rate @ MCS0 is the worst case of IEEE 802.11n(HT40); data rate @ MCS0 is the worst case of IEEE 802.11ac(VHT20); data rate @ MCS0 is the worst case of IEEE 802.11ac(VHT40); data rate @ MCS0 is the worst case of IEEE 802.11ac(VHT80). Only the data of worst case is recorded in the report.

g:TX mode (Band 1)_Keep the EUT(PCB Antenna) in continuously transmitting mode with all modulation types. All data rates for each modulation type have been tested and found the data rate @ 6Mbps is the worst case of IEEE 802.11a; data rate @ MCS0 is the worst case of IEEE 802.11n(HT20); data rate @ MCS0 is the worst case of IEEE 802.11n(HT40); data rate @ MCS0 is the worst case of IEEE 802.11ac(VHT20); data rate @ MCS0 is the worst case of IEEE 802.11ac(VHT40); data rate @ MCS0 is the worst case of IEEE 802.11ac(VHT80). Only the data of worst case is recorded in the report.

h:TX mode (Band 2A)_Keep the EUT(PCB Antenna) in continuously transmitting mode with all modulation types. All data rates for each modulation type have been tested and found the data rate @ 6Mbps is the worst case of IEEE 802.11a; data rate @ MCS0 is the worst case of IEEE 802.11n(HT20); data rate @ MCS0 is the worst case of IEEE 802.11n(HT40); data rate @ MCS0 is the worst case of IEEE 802.11ac(VHT20); data rate @ MCS0 is the worst case of IEEE 802.11ac(VHT40); data rate @ MCS0 is the worst case of IEEE 802.11ac(VHT80). Only the data of worst case is recorded in the report.

i:TX mode (Band 2C)_Keep the EUT(PCB Antenna) in continuously transmitting mode with all modulation types. All data rates for each modulation type have been tested and found the data rate @ 6Mbps is the worst case of IEEE 802.11a; data rate @ MCS0 is the worst case of IEEE 802.11n(HT20); data rate @ MCS0 is the

worst case of IEEE 802.11n(HT40); data rate @ MCS0 is the worst case of IEEE 802.11ac(VHT20); data rate @ MCS0 is the worst case of IEEE 802.11ac(VHT40); data rate @ MCS0 is the worst case of IEEE 802.11ac(VHT80). Only the data of worst case is recorded in the report.

j:TX mode (Band 3)_Keep the EUT(PCB Antenna) in continuously transmitting mode with all modulation types. All data rates for each modulation type have been tested and found the data rate @ 6Mbps is the worst case of IEEE 802.11a; data rate @ MCS0 is the worst case of IEEE 802.11n(HT20); data rate @ MCS0 is the worst case of IEEE 802.11n(HT40); data rate @ MCS0 is the worst case of IEEE 802.11ac(VHT20); data rate @ MCS0 is the worst case of IEEE 802.11ac(VHT40); data rate @ MCS0 is the worst case of IEEE 802.11ac(VHT80). Only the data of worst case is recorded in the report.

7.9.2 Test Setup Diagram

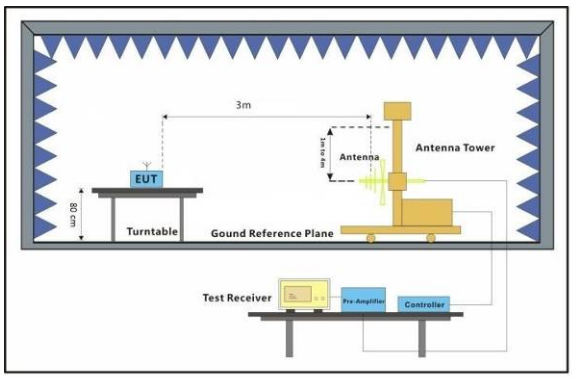

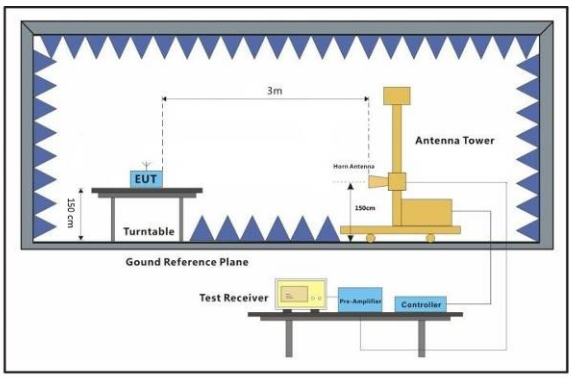

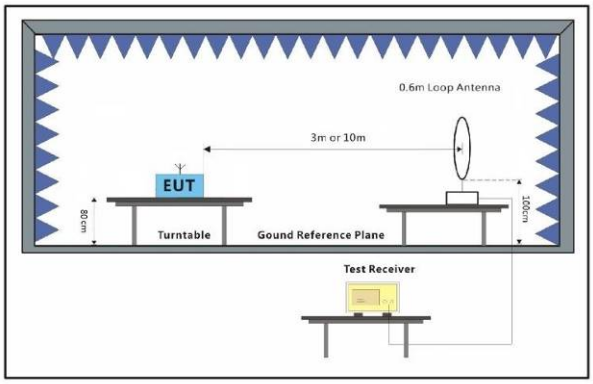

7.9.3 Measurement Procedure and Data

a. For below 1GHz, the EUT was placed on the top of a rotating table 0.8 meters above the ground at a 3 or 10 meter semi-anechoic chamber. The table was rotated 360 degrees to determine the position of the highest radiation.

b. For above 1GHz, the EUT was placed on the top of a rotating table 1.5 meters above the ground at a 3 meter fully-anechoic chamber. The table was rotated 360 degrees to determine the position of the highest radiation.

c. The EUT was set 3 or 10 meters away from the interference-receiving antenna, which was mounted on the top of a variable-height antenna tower.

d. The antenna height is varied from one meter to four meters above the ground to determine the maximum value of the field strength. Both horizontal and vertical polarizations of the antenna are set to make the measurement.

e. For each suspected emission, the EUT was arranged to its worst case and then the antenna was tuned to heights from 1 meter to 4 meters (for the test frequency of below 30MHz, the antenna was tuned to heights 1 meter) and the rotatable table was turned from 0 degrees to 360 degrees to find the maximum reading.

f. The test-receiver system was set to Peak Detect Function and Specified Bandwidth with Maximum Hold Mode.

g. If the emission level of the EUT in peak mode was 10dB lower than the limit specified, then testing could be stopped and the peak values of the EUT would be reported. Otherwise the emissions that did not have 10dB margin would be re-tested one by one using peak, quasi-peak or average method as specified and then reported in a data sheet.

h. Test the EUT in the lowest channel, the middle channel, the Highest channel.

i. The radiation measurements are performed in X, Y, Z axis positioning for Transmitting mode, and found the X axis positioning which it is the worst case.

j. Repeat above procedures until all frequencies measured was complete.

Remark: Level= Read Level+ Cable Loss+ Antenna Factor- Preamp Factor

Mode:b; Polarization:Horizontal; Modulation:a; bandwidth:20MHz; Channel:Low

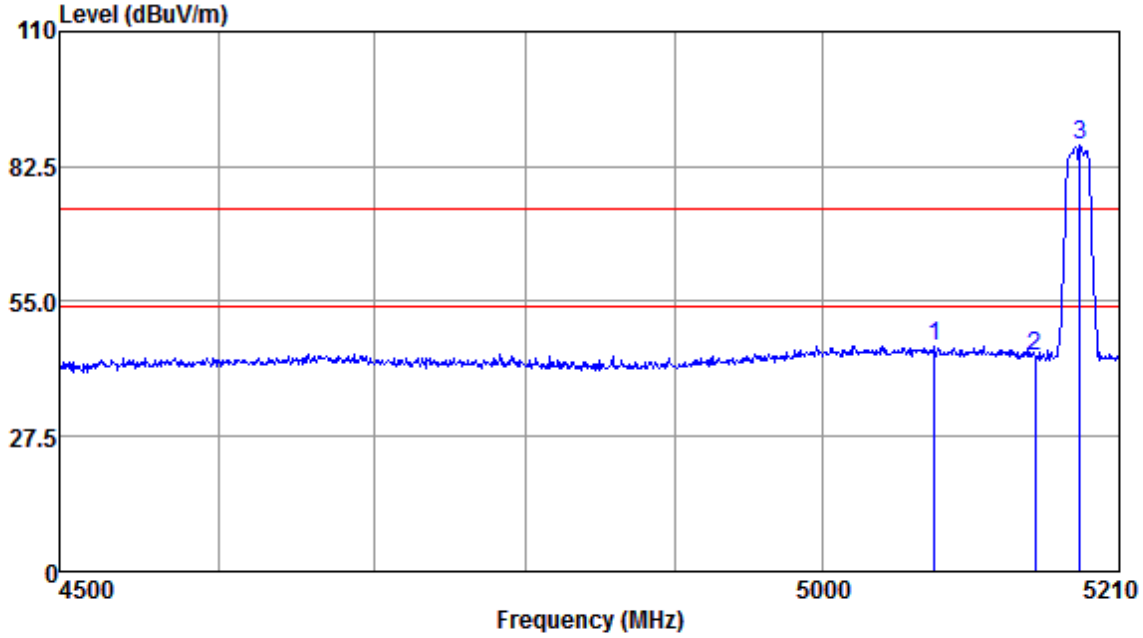

Antenna Polarity :HORIZONTAL

Freq	Read Level	Antenna Factor	Cable Loss	Preamp Factor	Emission Level	Limit Line	Over Limit	Remark
MHz	dBuv	dB/m	dB	dB	dBuv/m	dBuv/m	dB	
5078.87	47.54	31.51	5.70	38.85	45.90	74.00	-28.10	Peak
5150.00	45.96	31.61	5.06	38.81	43.82	74.00	-30.18	Peak
5181.84	89.00	31.65	5.00	38.79	86.86	74.00	12.86	Peak

Note:Emission Level=Read Level+Antenna Factor+Cable loss-Preamp Factor

Mode:b; Polarization:Vertical; Modulation:a; bandwidth:20MHz; Channel:Low

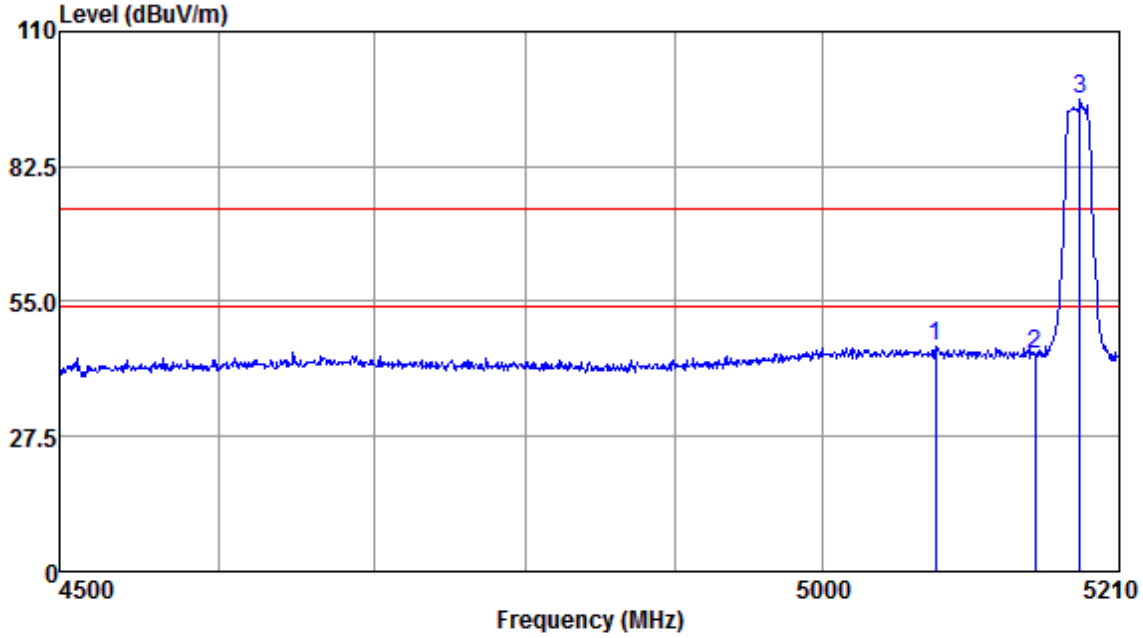

Antenna Polarity :VERTICAL

Freq	Read Level	Antenna Factor	Cable Loss	Preamp Factor	Emission Level	Limit Line	Over Limit	Remark
MHz	dBuv	dB/m	dB	dB	dBuv/m	dBuv/m	dB	
5079.61	47.77	31.51	5.41	38.85	45.84	74.00	-28.16	Peak
5150.00	46.21	31.61	5.06	38.81	44.07	74.00	-29.93	Peak
5181.84	98.18	31.65	5.00	38.79	96.04	74.00	22.04	Peak

Note:Emission Level=Read Level+Antenna Factor+Cable loss-Preamp Factor

Mode:b; Polarization:Horizontal; Modulation:n; bandwidth:20MHz; Channel:Low

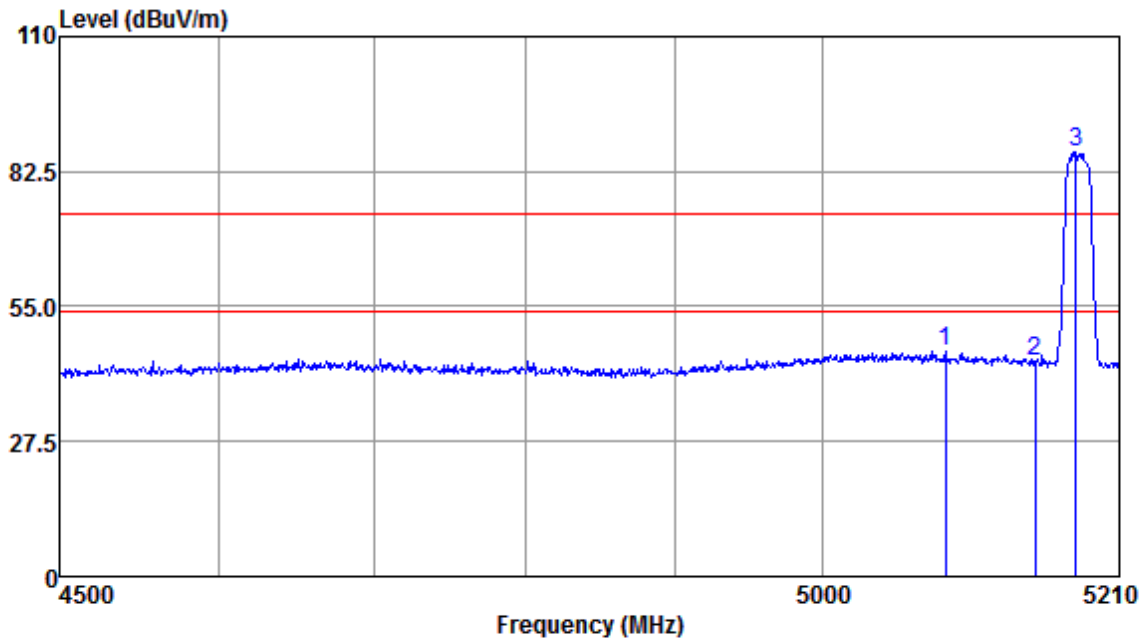

Antenna Polarity :HORIZONTAL

Freq	Read Level	Antenna Factor	Cable Loss	Preamp Factor	Emission Level	Limit Line	Over Limit	Remark
MHz	dBuv	dB/m	dB	dB	dBuv/m	dBuv/m	dB	
5086.31	47.84	31.53	5.41	38.85	45.93	74.00	-28.07	Peak
5150.00	46.12	31.61	5.06	38.81	43.98	74.00	-30.02	Peak
5178.80	88.57	31.65	5.00	38.79	86.43	74.00	12.43	Peak

Note:Emission Level=Read Level+Antenna Factor+Cable loss-Preamp Factor

Mode:b; Polarization:Vertical; Modulation:n; bandwidth:20MHz; Channel:Low

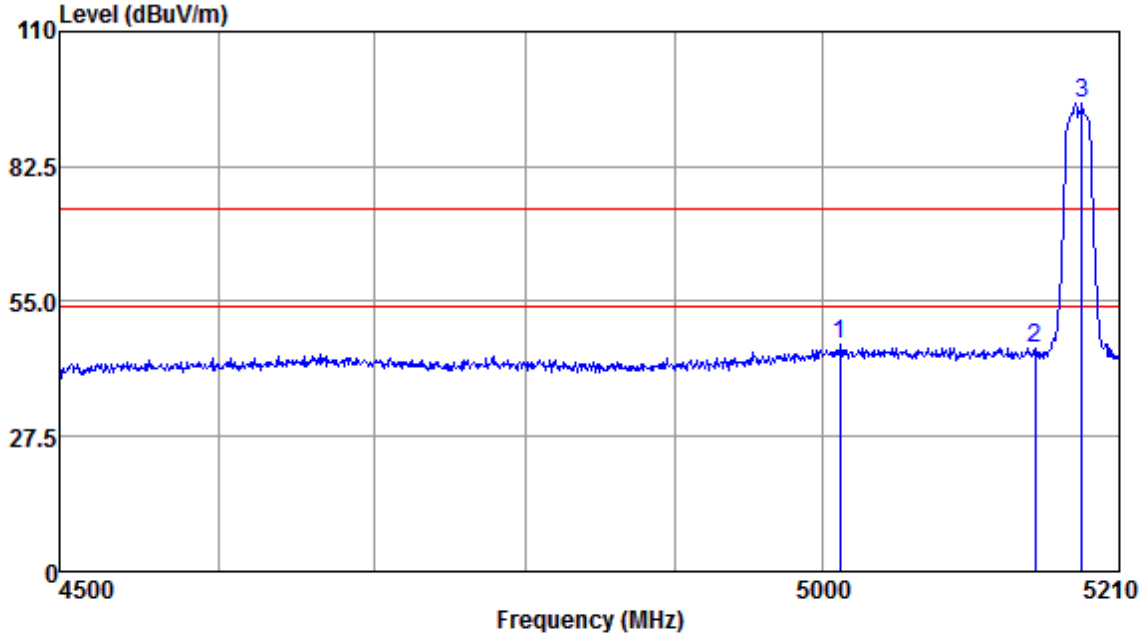

Antenna Polarity :VERTICAL

Freq	Read Level	Antenna Factor	Cable Loss	Preamp Factor	Emission Level	Limit Line	Over Limit	Remark
MHz	dBuv	dB/m	dB	dB	dBuv/m	dBuv/m	dB	
5012.34	47.48	31.42	6.25	38.89	46.26	74.00	-27.74	Peak
5150.00	47.63	31.61	5.06	38.81	45.49	74.00	-28.51	Peak
5183.35	97.43	31.65	5.00	38.79	95.29	74.00	21.29	Peak

Note:Emission Level=Read Level+Antenna Factor+Cable loss-Preamp Factor

Mode:b; Polarization:Horizontal; Modulation:n; bandwidth:40MHz; Channel:Low

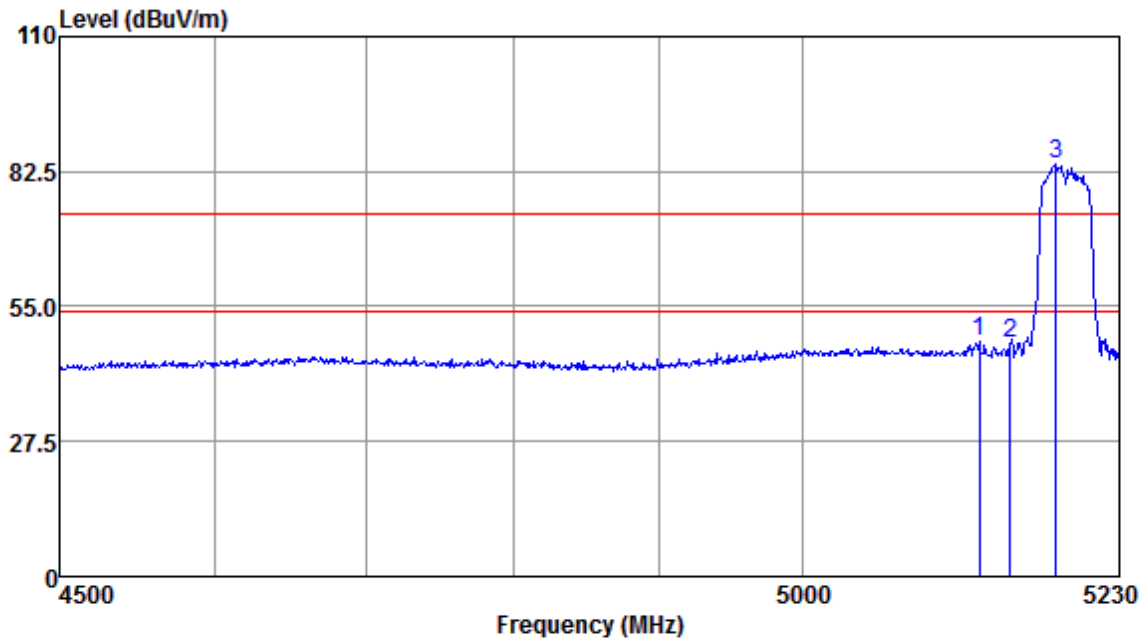

Antenna Polarity :HORIZONTAL

Freq	Read Level	Antenna Factor	Cable Loss	Preamp Factor	Emission Level	Limit Line	Over Limit	Remark
MHz	dBuv	dB/m	dB	dB	dBuv/m	dBuv/m	dB	
5127.24	50.22	31.59	5.08	38.82	48.07	74.00	-25.93	Peak
5150.00	49.60	31.61	5.06	38.81	47.46	74.00	-26.54	Peak
5183.04	86.34	31.65	5.00	38.79	84.20	74.00	10.20	Peak

Note:Emission Level=Read Level+Antenna Factor+Cable loss-Preamp Factor

Mode:b; Polarization:Vertical; Modulation:n; bandwidth:40MHz; Channel:Low

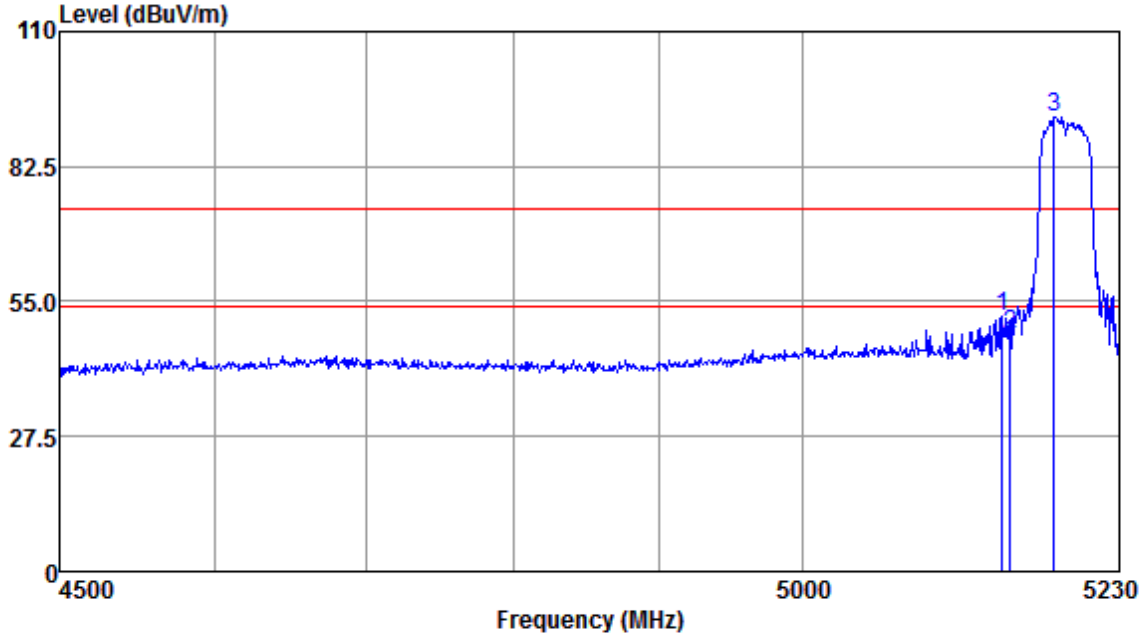

Antenna Polarity :VERTICAL

Freq	Read Level	Antenna Factor	Cable Loss	Preamp Factor	Emission Level	Limit Line	Over Limit	Remark
MHz	dBuv	dB/m	dB	dB	dBuv/m	dBuv/m	dB	
5144.22	54.21	31.61	5.06	38.81	52.07	74.00	-21.93	Peak
5150.00	50.31	31.61	5.06	38.81	48.17	74.00	-25.83	Peak
5181.48	94.83	31.65	5.00	38.79	92.69	74.00	18.69	Peak

Note:Emission Level=Read Level+Antenna Factor+Cable loss-Preamp Factor

Mode:b; Polarization:Horizontal; Modulation:c; bandwidth:20MHz; Channel:Low

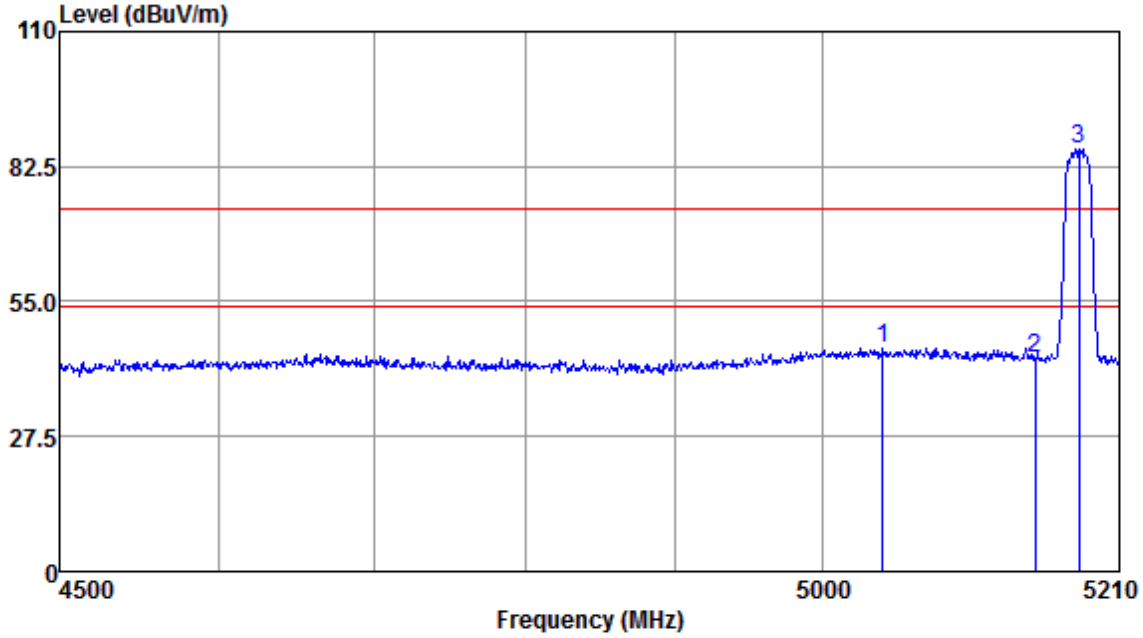

Antenna Polarity :HORIZONTAL

Freq	Read Level	Antenna Factor	Cable Loss	Preamp Factor	Emission Level	Limit Line	Over Limit	Remark
MHz	dBuv	dB/m	dB	dB	dBuv/m	dBuv/m	dB	
5042.54	47.08	31.46	5.97	38.87	45.64	74.00	-28.36	Peak
5150.00	45.70	31.61	5.06	38.81	43.56	74.00	-30.44	Peak
5181.08	88.26	31.65	5.00	38.79	86.12	74.00	12.12	Peak

Note:Emission Level=Read Level+Antenna Factor+Cable loss-Preamp Factor

Mode:b; Polarization:Vertical; Modulation:c; bandwidth:20MHz; Channel:Low

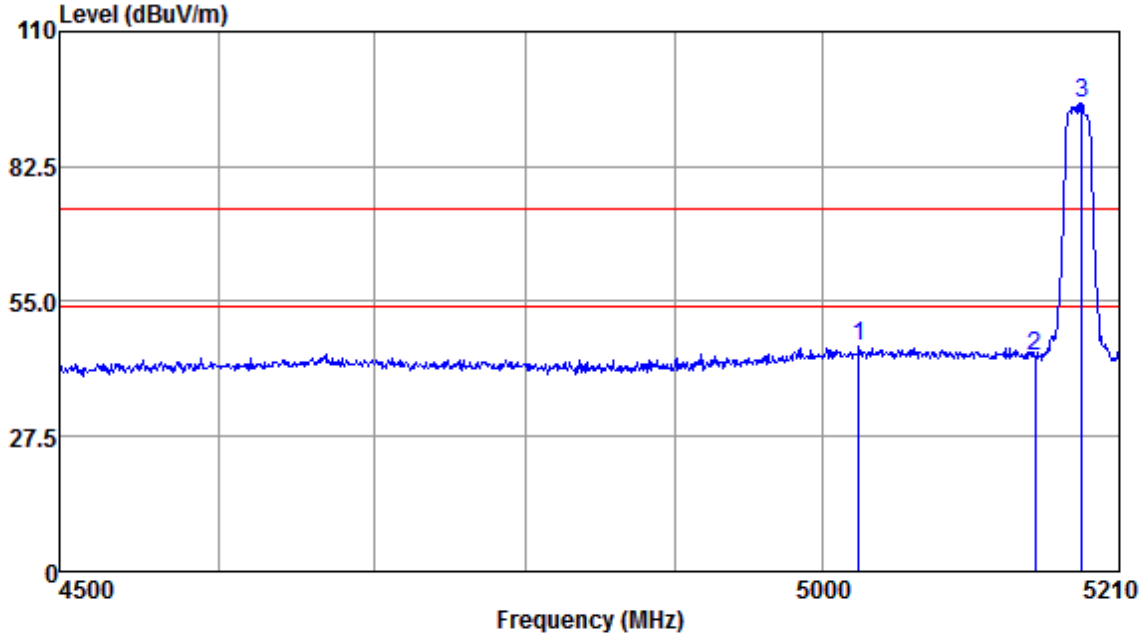

Antenna Polarity :VERTICAL

Freq	Read Level	Antenna Factor	Cable Loss	Preamp Factor	Emission Level	Limit Line	Over Limit	Remark
MHz	dBuv	dB/m	dB	dB	dBuv/m	dBuv/m	dB	
5025.58	47.22	31.44	6.11	38.88	45.89	74.00	-28.11	Peak
5150.00	46.16	31.61	5.06	38.81	44.02	74.00	-29.98	Peak
5183.35	97.49	31.65	5.00	38.79	95.35	74.00	21.35	Peak

Note:Emission Level=Read Level+Antenna Factor+Cable loss-Preamp Factor

Mode:b; Polarization:Horizontal; Modulation:c; bandwidth:40MHz; Channel:Low

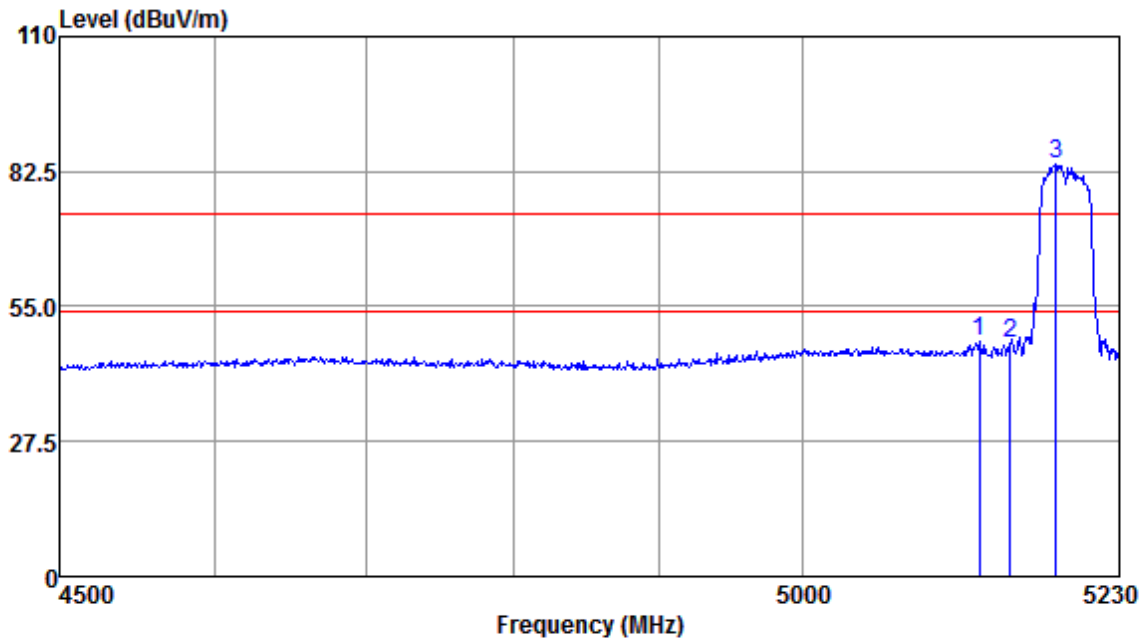

Antenna Polarity :HORIZONTAL

Freq	Read Level	Antenna Factor	Cable Loss	Preamp Factor	Emission Level	Limit Line	Over Limit	Remark
MHz	dBuv	dB/m	dB	dB	dBuv/m	dBuv/m	dB	
5127.24	50.22	31.59	5.08	38.82	48.07	74.00	-25.93	Peak
5150.00	49.60	31.61	5.06	38.81	47.46	74.00	-26.54	Peak
5183.04	86.34	31.65	5.00	38.79	84.20	74.00	10.20	Peak

Note:Emission Level=Read Level+Antenna Factor+Cable loss-Preamp Factor

Mode:b; Polarization:Vertical; Modulation:c; bandwidth:40MHz; Channel:Low

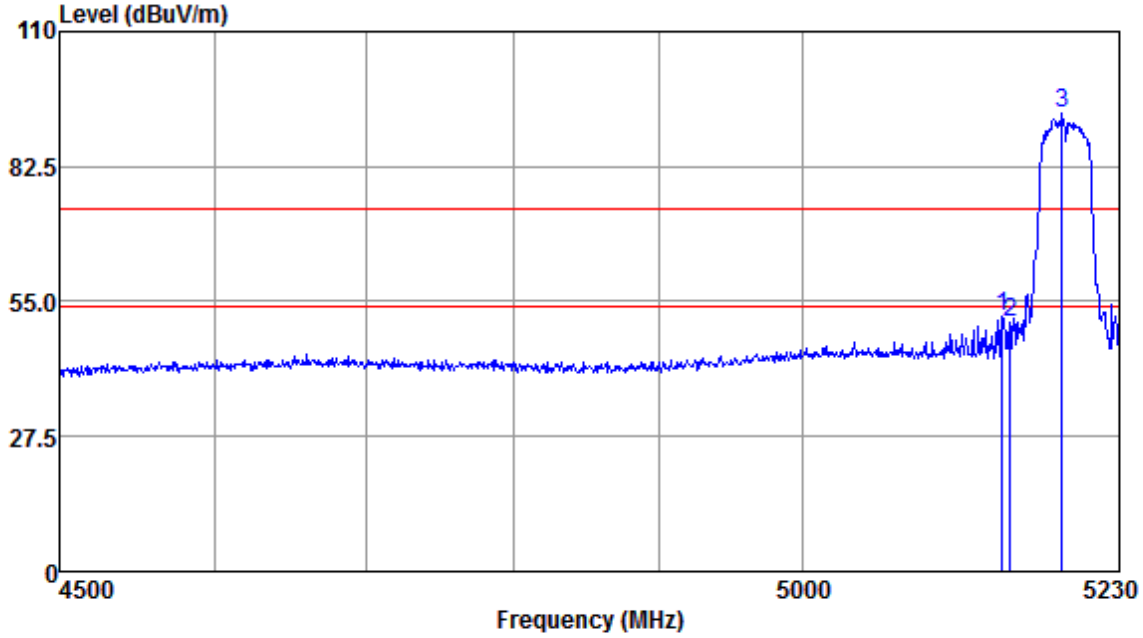

Antenna Polarity :VERTICAL

Freq	Read Level	Antenna Factor	Cable Loss	Preamp Factor	Emission Level	Limit Line	Over Limit	Remark
MHz	dBuv	dB/m	dB	dB	dBuv/m	dBuv/m	dB	
5144.22	54.15	31.61	5.06	38.81	52.01	74.00	-21.99	Peak
5150.00	52.77	31.61	5.06	38.81	50.63	74.00	-23.37	Peak
5187.71	95.32	31.68	4.96	38.79	93.17	74.00	19.17	Peak

Note:Emission Level=Read Level+Antenna Factor+Cable loss-Preamp Factor

Mode:b; Polarization:Horizontal; Modulation:c; bandwidth:80MHz; Channel:Low

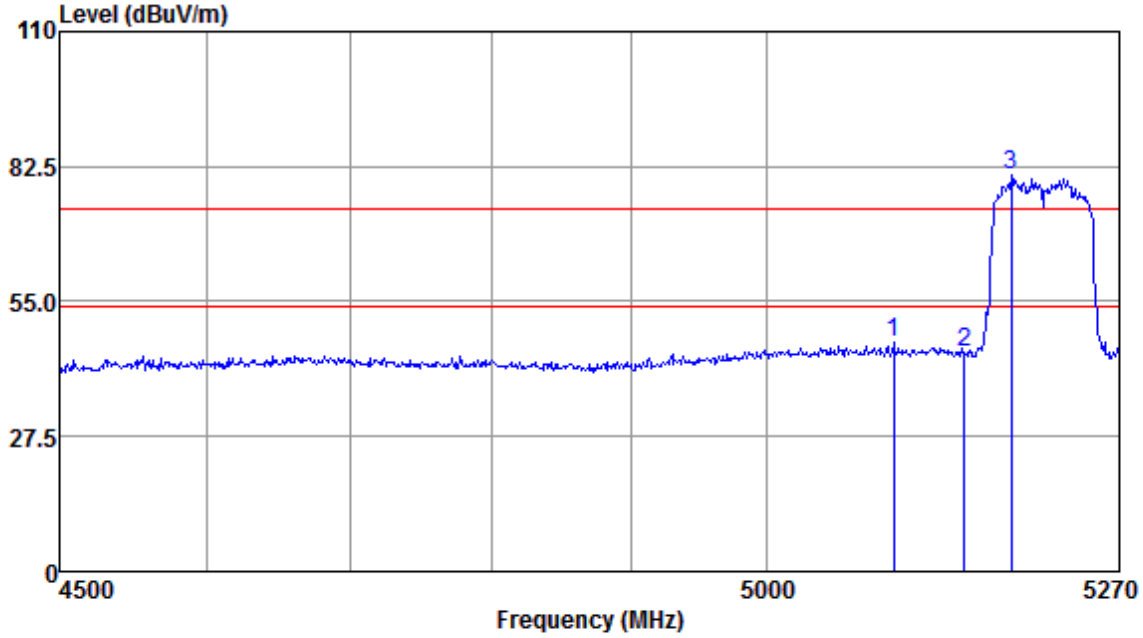

Antenna Polarity :HORIZONTAL

Freq	Read Level	Antenna Factor	Cable Loss	Preamp Factor	Emission Level	Limit Line	Over Limit	Remark
MHz	dBuv	dB/m	dB	dB	dBuv/m	dBuv/m	dB	
5095.82	48.99	31.53	5.12	38.84	46.80	74.00	-27.20	Peak
5150.00	46.68	31.61	5.06	38.81	44.54	74.00	-29.46	Peak
5186.14	83.00	31.65	5.00	38.79	80.86	74.00	6.86	Peak

Note:Emission Level=Read Level+Antenna Factor+Cable loss-Preamp Factor

Mode:b; Polarization:Vertical; Modulation:c; bandwidth:80MHz; Channel:Low

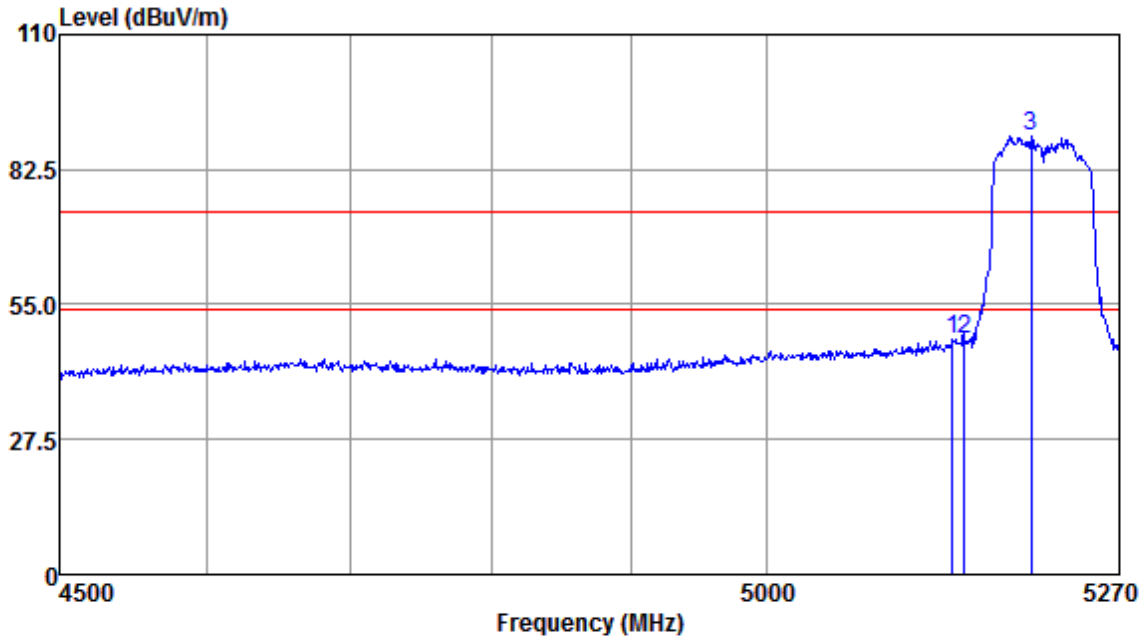

Antenna Polarity :VERTICAL

Freq	Read Level	Antenna Factor	Cable Loss	Preamp Factor	Emission Level	Limit Line	Over Limit	Remark
MHz	dBuv	dB/m	dB	dB	dBuv/m	dBuv/m	dB	
5140.92	50.14	31.59	5.06	38.81	47.98	74.00	-26.02	Peak
5150.00	49.89	31.61	5.06	38.81	47.75	74.00	-26.25	Peak
5201.36	91.45	31.68	4.96	38.78	89.31	74.00	15.31	Peak

Note:Emission Level=Read Level+Antenna Factor+Cable loss-Preamp Factor

Mode:c; Polarization:Horizontal; Modulation:a; bandwidth:20MHz; Channel:High

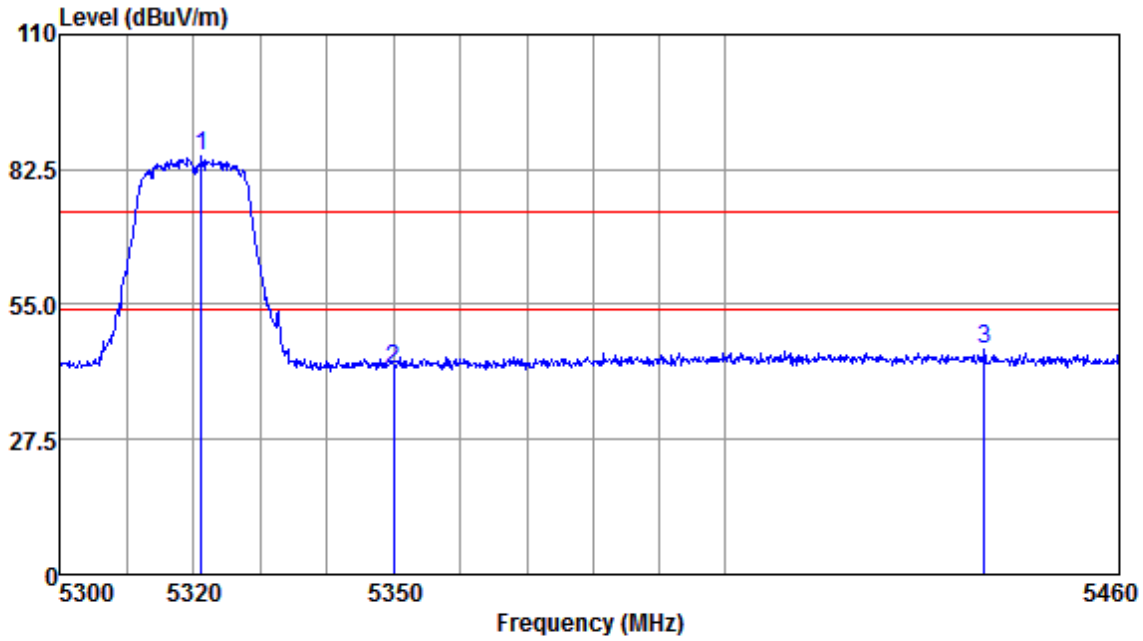

Antenna Polarity :HORIZONTAL

Freq	Read Level	Antenna Factor	Cable Loss	Preamp Factor	Emission Level	Limit Line	Over Limit	Remark
MHz	dBuv	dB/m	dB	dB	dBuv/m	dBuv/m	dB	
5321.17	87.65	31.85	4.58	38.71	85.37	74.00	11.37	Peak
5350.00	43.87	31.89	4.66	38.69	41.73	74.00	-32.27	Peak
5439.42	47.49	32.02	4.82	38.64	45.69	74.00	-28.31	Peak

Note:Emission Level=Read Level+Antenna Factor+Cable loss-Preamp Factor

Mode:c; Polarization:Vertical; Modulation:a; bandwidth:20MHz; Channel:High

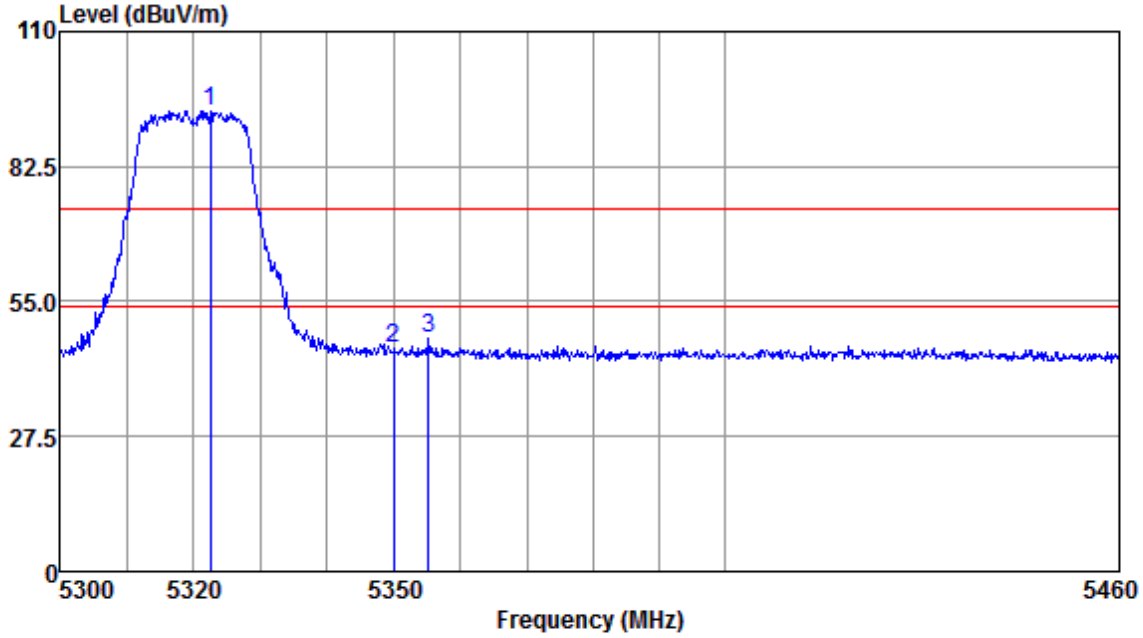

Antenna Polarity :VERTICAL

Freq	Read Level	Antenna Factor	Cable Loss	Preamp Factor	Emission Level	Limit Line	Over Limit	Remark
MHz	dBuv	dB/m	dB	dB	dBuv/m	dBuv/m	dB	
5322.43	96.24	31.85	4.58	38.71	93.96	74.00	19.96	Peak
5350.00	47.61	31.89	4.66	38.69	45.47	74.00	-28.53	Peak
5355.14	49.61	31.91	4.66	38.69	47.49	74.00	-26.51	Peak

Note:Emission Level=Read Level+Antenna Factor+Cable loss-Preamp Factor

Mode:c; Polarization:Horizontal; Modulation:n; bandwidth:20MHz; Channel:High

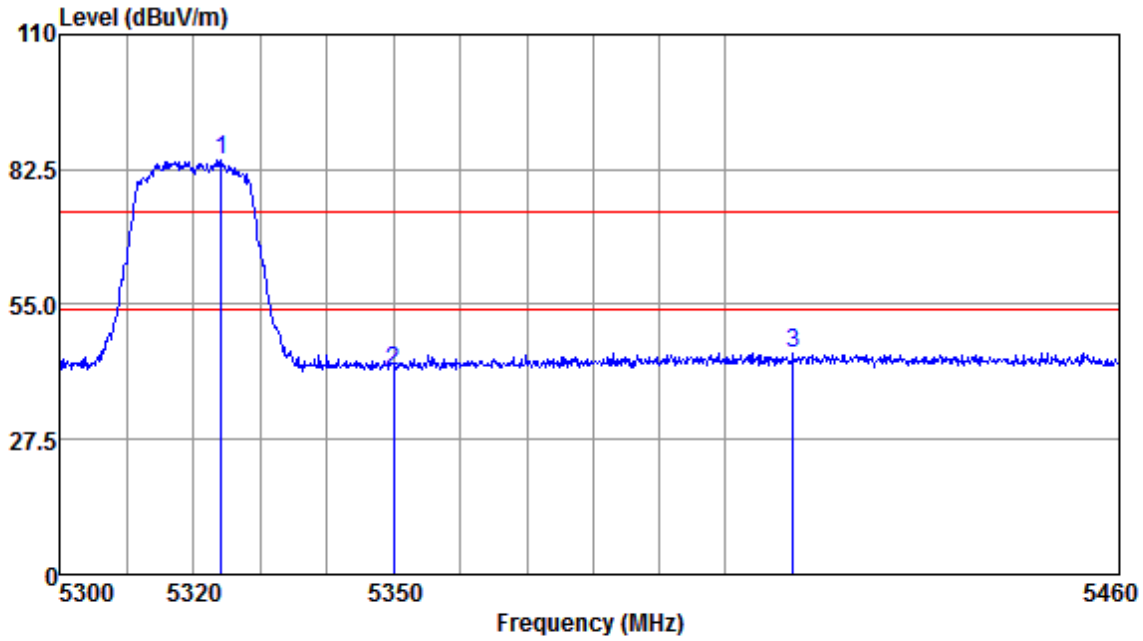

Antenna Polarity :HORIZONTAL

Freq	Read Level	Antenna Factor	Cable Loss	Preamp Factor	Emission Level	Limit Line	Over Limit	Remark
MHz	dBuv	dB/m	dB	dB	dBuv/m	dBuv/m	dB	
5324.17	86.69	31.87	4.58	38.71	84.43	74.00	10.43	Peak
5350.00	43.52	31.89	4.66	38.69	41.38	74.00	-32.62	Peak
5410.21	47.03	31.97	4.79	38.66	45.13	74.00	-28.87	Peak

Note:Emission Level=Read Level+Antenna Factor+Cable loss-Preamp Factor

Mode:c; Polarization:Vertical; Modulation:n; bandwidth:20MHz; Channel:High

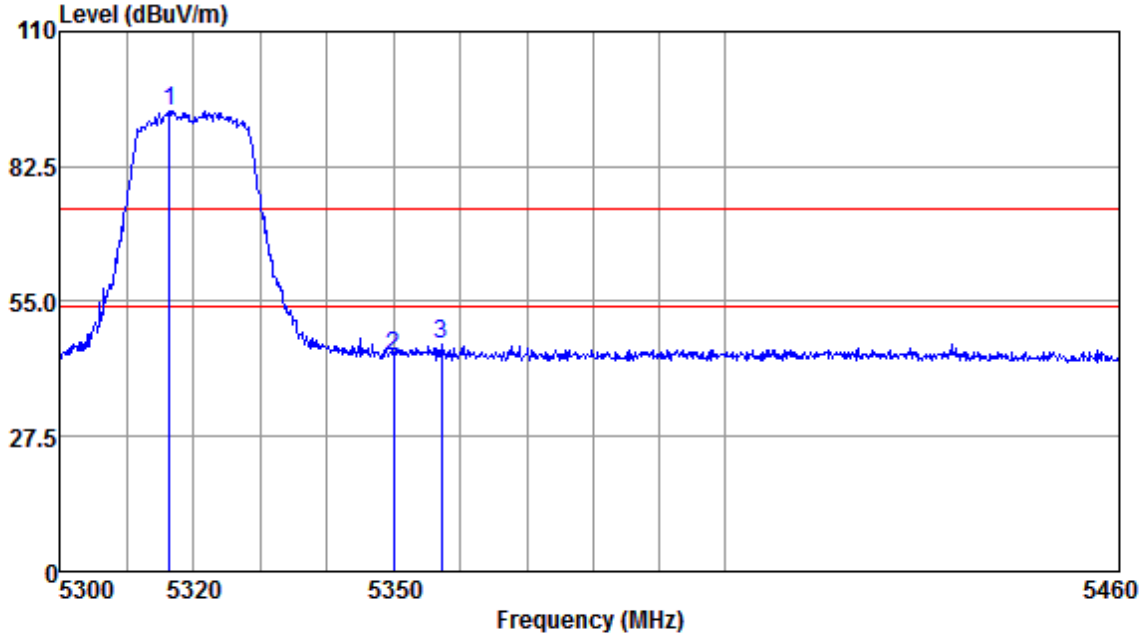

Antenna Polarity :VERTICAL

Freq	Read Level	Antenna Factor	Cable Loss	Preamp Factor	Emission Level	Limit Line	Over Limit	Remark
MHz	dBuv	dB/m	dB	dB	dBuv/m	dBuv/m	dB	
5316.42	96.14	31.85	4.58	38.71	93.86	74.00	19.86	Peak
5350.00	46.16	31.89	4.66	38.69	44.02	74.00	-29.98	Peak
5357.05	48.44	31.91	4.66	38.69	46.32	74.00	-27.68	Peak

Note:Emission Level=Read Level+Antenna Factor+Cable loss-Preamp Factor

Mode:c; Polarization:Horizontal; Modulation:n; bandwidth:40MHz; Channel:High

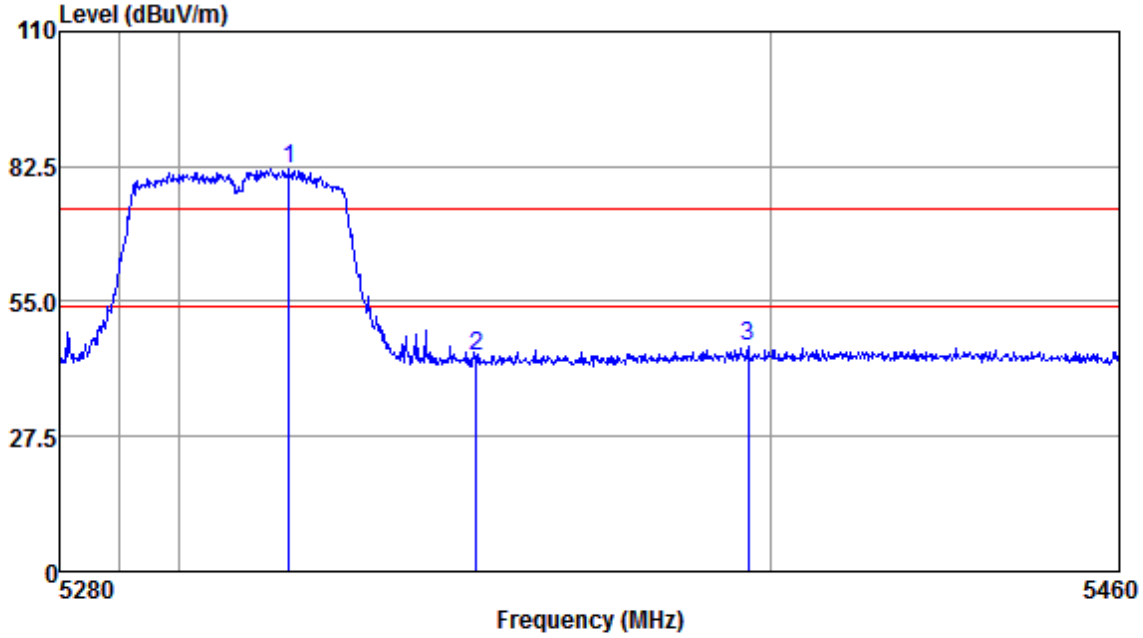

Antenna Polarity :HORIZONTAL

Freq	Read Level	Antenna Factor	Cable Loss	Preamp Factor	Emission Level	Limit Line	Over Limit	Remark
MHz	dBuv	dB/m	dB	dB	dBuv/m	dBuv/m	dB	
5318.55	84.36	31.85	4.58	38.71	82.08	74.00	8.08	Peak
5350.00	45.90	31.89	4.66	38.69	43.76	74.00	-30.24	Peak
5396.31	47.75	31.95	4.76	38.66	45.80	74.00	-28.20	Peak

Note:Emission Level=Read Level+Antenna Factor+Cable loss-Preamp Factor

Mode:c; Polarization:Vertical; Modulation:n; bandwidth:40MHz; Channel:High

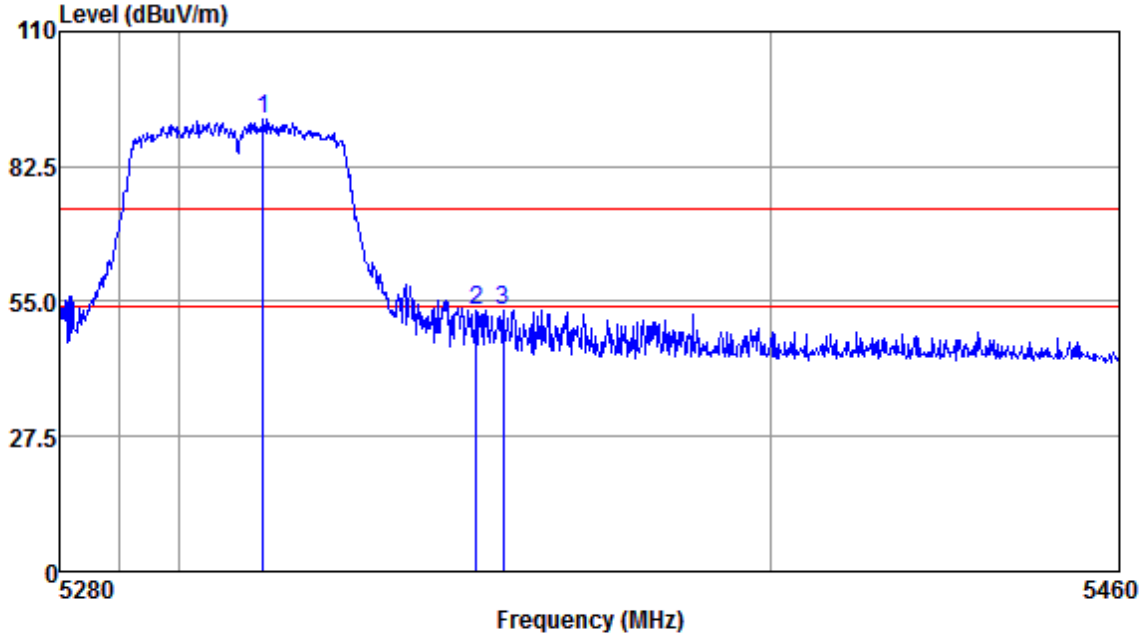

Antenna Polarity :VERTICAL

Freq	Read Level	Antenna Factor	Cable Loss	Preamp Factor	Emission Level	Limit Line	Over Limit	Remark
MHz	dBuv	dB/m	dB	dB	dBuv/m	dBuv/m	dB	
5314.09	94.42	31.85	4.58	38.71	92.14	74.00	18.14	Peak
5350.00	55.29	31.89	4.66	38.69	53.15	74.00	-20.85	Peak
5354.69	55.38	31.91	4.66	38.69	53.26	74.00	-20.74	Peak

Note:Emission Level=Read Level+Antenna Factor+Cable loss-Preamp Factor

Mode:c; Polarization:Horizontal; Modulation:c; bandwidth:20MHz; Channel:High

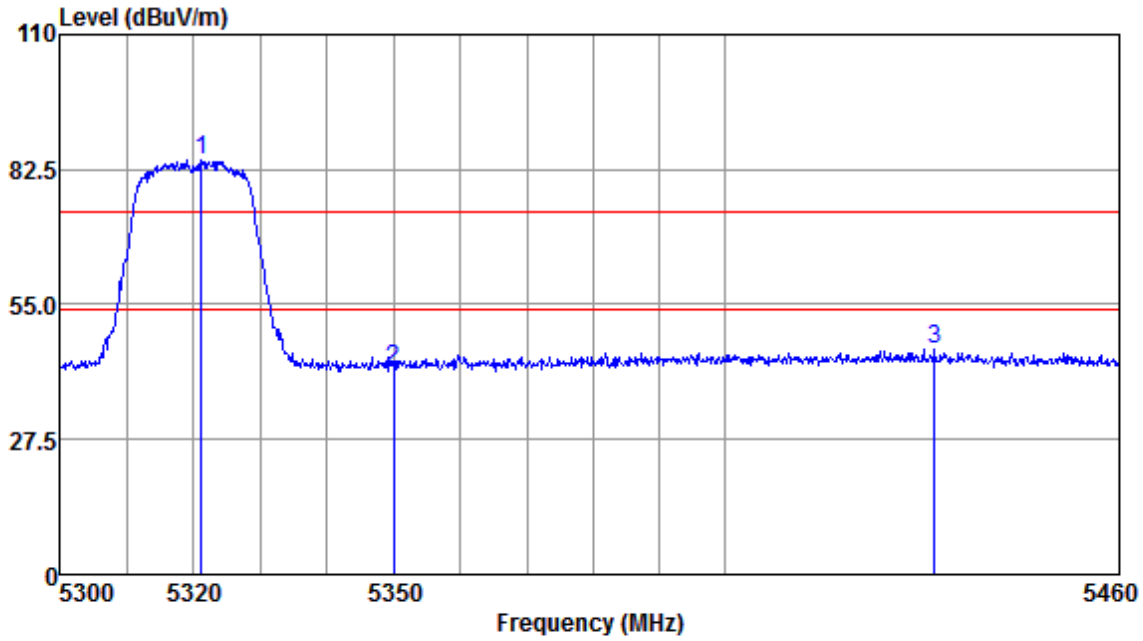

Antenna Polarity :HORIZONTAL

Freq	Read Level	Antenna Factor	Cable Loss	Preamp Factor	Emission Level	Limit Line	Over Limit	Remark
MHz	dBuv	dB/m	dB	dB	dBuv/m	dBuv/m	dB	
5321.17	86.71	31.85	4.58	38.71	84.43	74.00	10.43	Peak
5350.00	44.02	31.89	4.66	38.69	41.88	74.00	-32.12	Peak
5431.82	47.69	31.99	4.82	38.64	45.86	74.00	-28.14	Peak

Note:Emission Level=Read Level+Antenna Factor+Cable loss-Preamp Factor

Mode:c; Polarization:Vertical; Modulation:c; bandwidth:20MHz; Channel:High

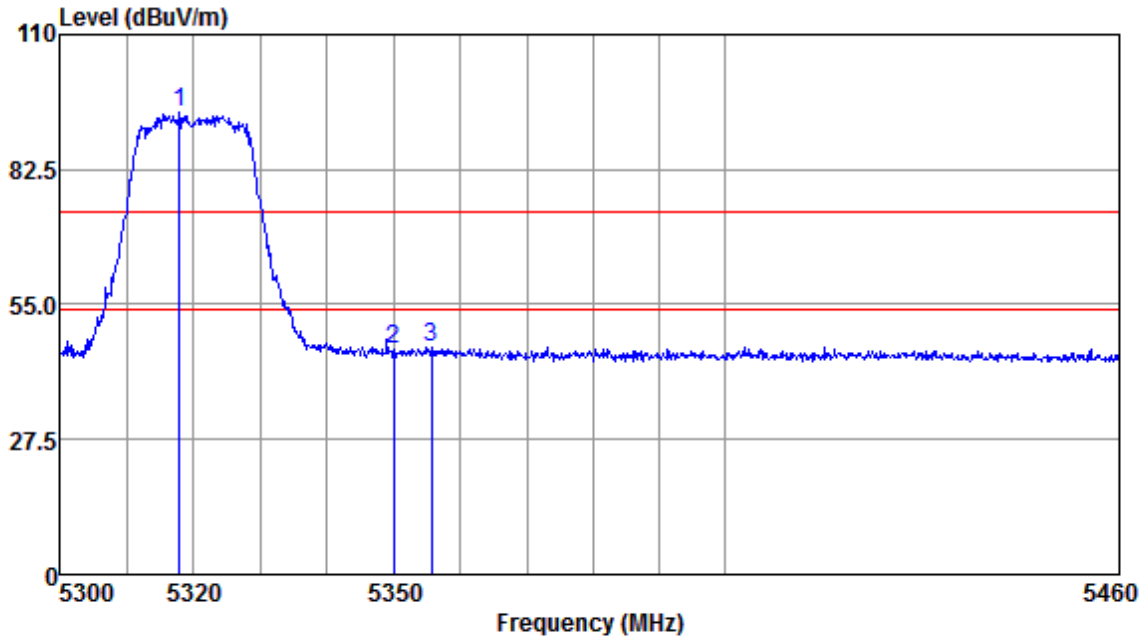

Antenna Polarity :VERTICAL

Freq	Read Level	Antenna Factor	Cable Loss	Preamp Factor	Emission Level	Limit Line	Over Limit	Remark
MHz	dBuv	dB/m	dB	dB	dBuv/m	dBuv/m	dB	
5317.84	96.36	31.85	4.58	38.71	94.08	74.00	20.08	Peak
5350.00	48.08	31.89	4.66	38.69	45.94	74.00	-28.06	Peak
5355.62	48.47	31.91	4.66	38.69	46.35	74.00	-27.65	Peak

Note:Emission Level=Read Level+Antenna Factor+Cable loss-Preamp Factor

Mode:c; Polarization:Horizontal; Modulation:c; bandwidth:40MHz; Channel:High

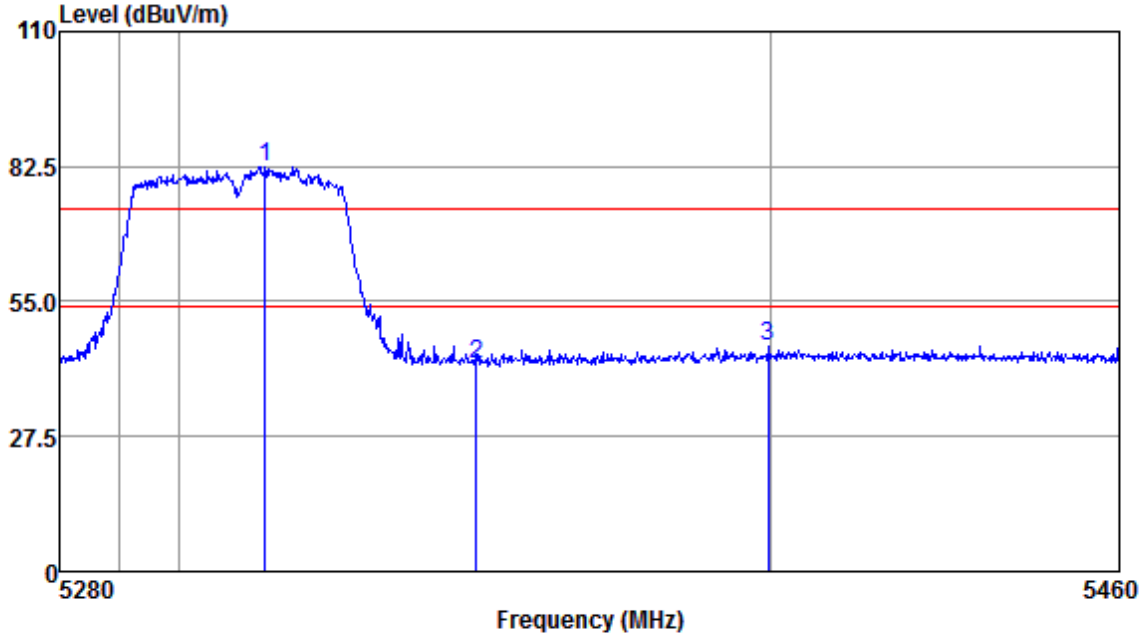

Antenna Polarity :HORIZONTAL

Freq	Read Level	Antenna Factor	Cable Loss	Preamp Factor	Emission Level	Limit Line	Over Limit	Remark
MHz	dBuv	dB/m	dB	dB	dBuv/m	dBuv/m	dB	
5314.45	84.77	31.85	4.58	38.71	82.49	74.00	8.49	Peak
5350.00	44.55	31.89	4.66	38.69	42.41	74.00	-31.59	Peak
5399.75	47.84	31.95	4.76	38.66	45.89	74.00	-28.11	Peak

Note:Emission Level=Read Level+Antenna Factor+Cable loss-Preamp Factor

Mode:c; Polarization:Vertical; Modulation:c; bandwidth:40MHz; Channel:High

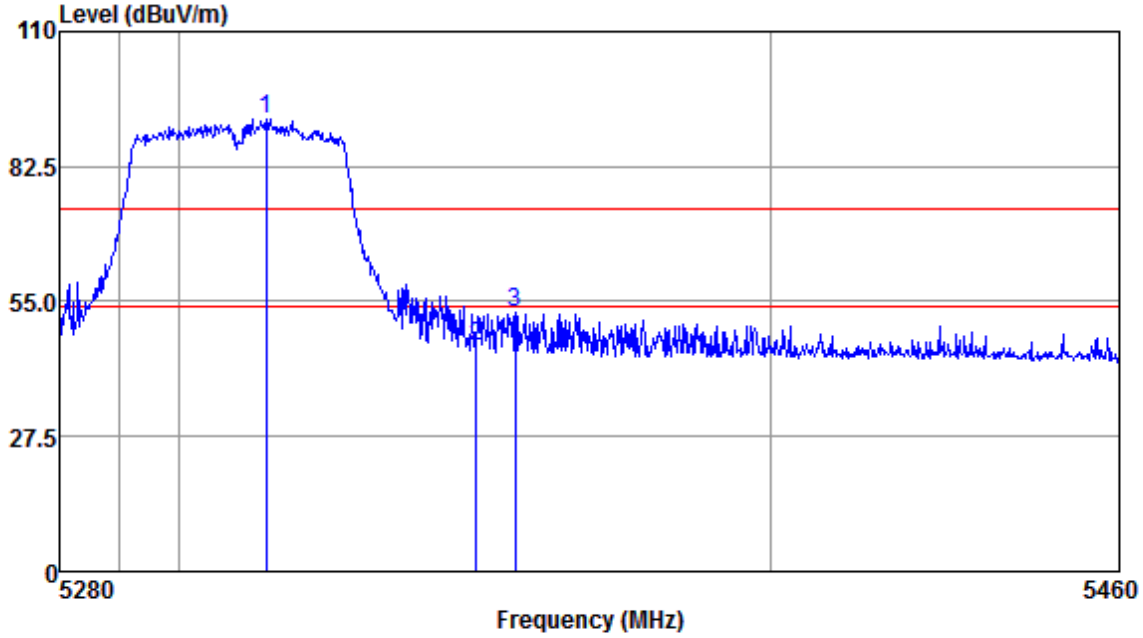

Antenna Polarity :VERTICAL

Freq	Read Level	Antenna Factor	Cable Loss	Preamp Factor	Emission Level	Limit Line	Over Limit	Remark
MHz	dBuv	dB/m	dB	dB	dBuv/m	dBuv/m	dB	
5314.63	94.40	31.85	4.58	38.71	92.12	74.00	18.12	Peak
5350.00	47.83	31.89	4.66	38.69	45.69	74.00	-28.31	Peak
5356.66	55.02	31.91	4.66	38.69	52.90	74.00	-21.10	Peak

Note:Emission Level=Read Level+Antenna Factor+Cable loss-Preamp Factor

Mode:c; Polarization:Horizontal; Modulation:c; bandwidth:80MHz; Channel:High

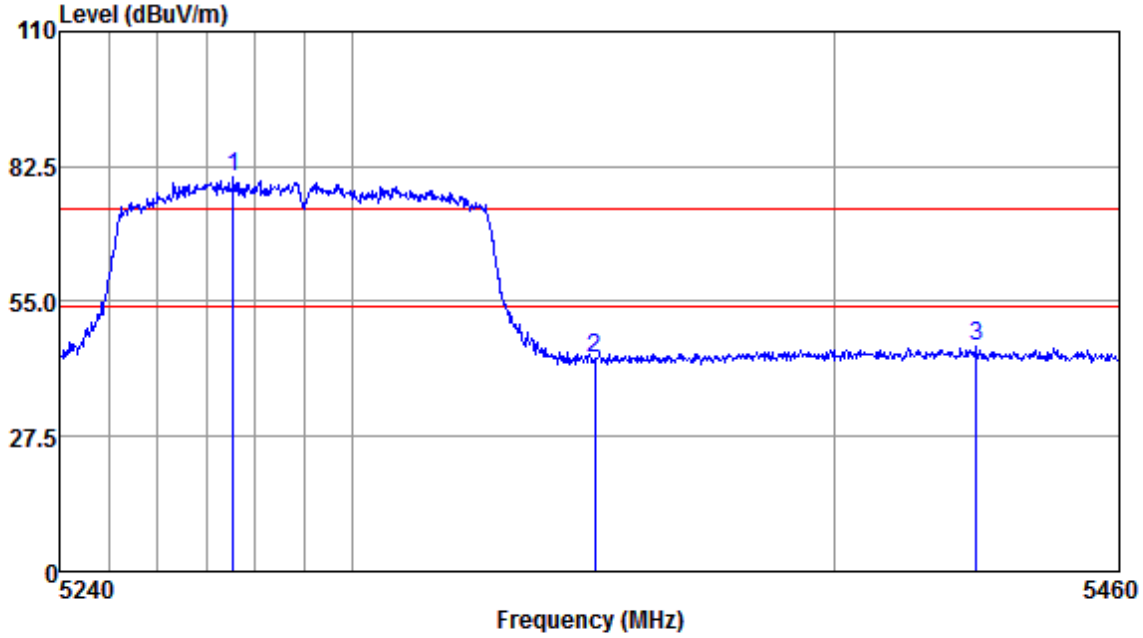

Antenna Polarity :HORIZONTAL

Freq	Read Level	Antenna Factor	Cable Loss	Preamp Factor	Emission Level	Limit Line	Over Limit	Remark
MHz	dBuv	dB/m	dB	dB	dBuv/m	dBuv/m	dB	
5275.46	82.71	31.78	4.59	38.74	80.34	74.00	6.34	Peak
5350.00	45.66	31.89	4.66	38.69	43.52	74.00	-30.48	Peak
5429.77	47.50	31.99	4.82	38.64	45.67	74.00	-28.33	Peak

Note:Emission Level=Read Level+Antenna Factor+Cable loss-Preamp Factor

Mode:c; Polarization:Vertical; Modulation:c; bandwidth:80MHz; Channel:High

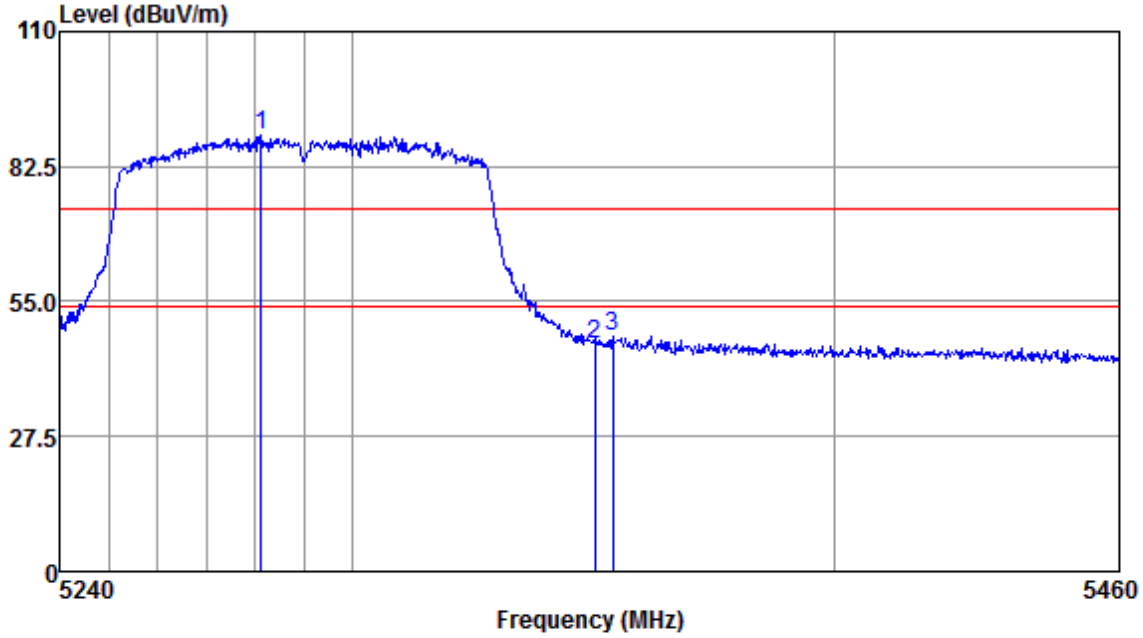

Antenna Polarity :VERTICAL

Freq	Read Level	Antenna Factor	Cable Loss	Preamp Factor	Emission Level	Limit Line	Over Limit	Remark
MHz	dBuv	dB/m	dB	dB	dBuv/m	dBuv/m	dB	
5281.11	91.18	31.80	4.58	38.73	88.83	74.00	14.83	Peak
5350.00	48.56	31.89	4.66	38.69	46.42	74.00	-27.58	Peak
5353.71	49.98	31.89	4.66	38.69	47.84	74.00	-26.16	Peak

Note:Emission Level=Read Level+Antenna Factor+Cable loss-Preamp Factor

Mode:d; Polarization:Horizontal; Modulation:a; bandwidth:20MHz; Channel:Low

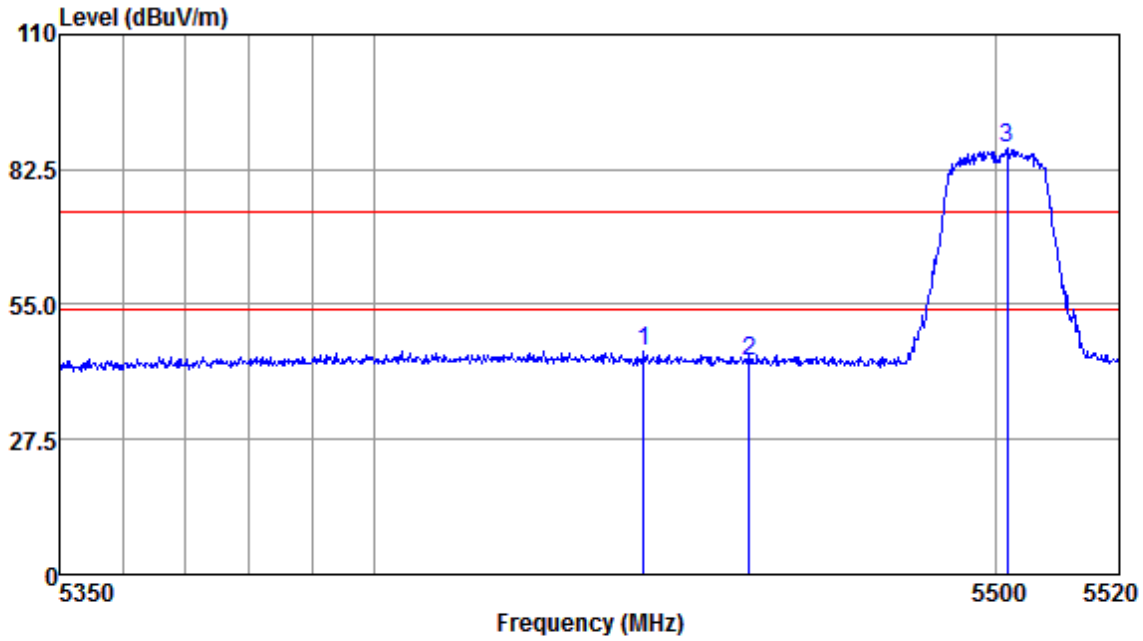

Antenna Polarity :HORIZONTAL

Freq	Read Level	Antenna Factor	Cable Loss	Preamp Factor	Emission Level	Limit Line	Over Limit	Remark
MHz	dBuv	dB/m	dB	dB	dBuv/m	dBuv/m	dB	
5443.01	47.33	32.02	4.85	38.64	45.56	74.00	-28.44	Peak
5460.00	44.95	32.04	4.89	38.63	43.25	74.00	-30.75	Peak
5501.73	88.27	32.10	4.92	38.60	86.69	74.00	12.69	Peak

Note:Emission Level=Read Level+Antenna Factor+Cable loss-Preamp Factor

Mode:d; Polarization:Vertical; Modulation:a; bandwidth:20MHz; Channel:Low

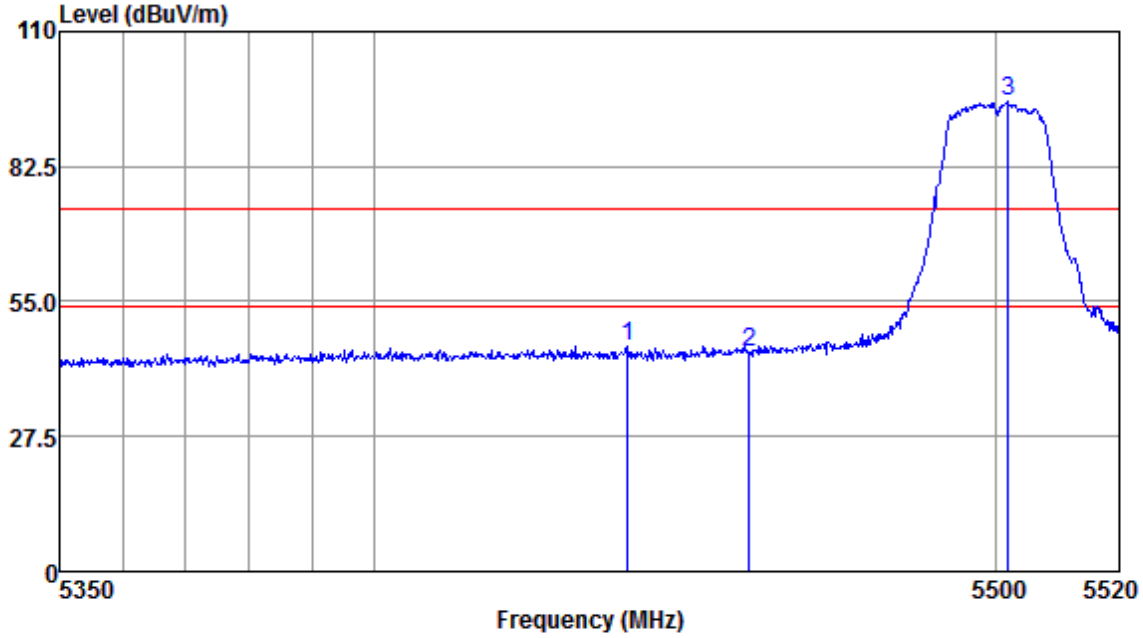

Antenna Polarity :VERTICAL

Freq	Read Level	Antenna Factor	Cable Loss	Preamp Factor	Emission Level	Limit Line	Over Limit	Remark
MHz	dBuv	dB/m	dB	dB	dBuv/m	dBuv/m	dB	
5440.46	47.76	32.02	4.82	38.64	45.96	74.00	-28.04	Peak
5460.00	46.24	32.04	4.89	38.63	44.54	74.00	-29.46	Peak
5501.90	97.25	32.10	4.92	38.60	95.67	74.00	21.67	Peak

Note:Emission Level=Read Level+Antenna Factor+Cable loss-Preamp Factor

Mode:d; Polarization:Horizontal; Modulation:n; bandwidth:20MHz; Channel:Low

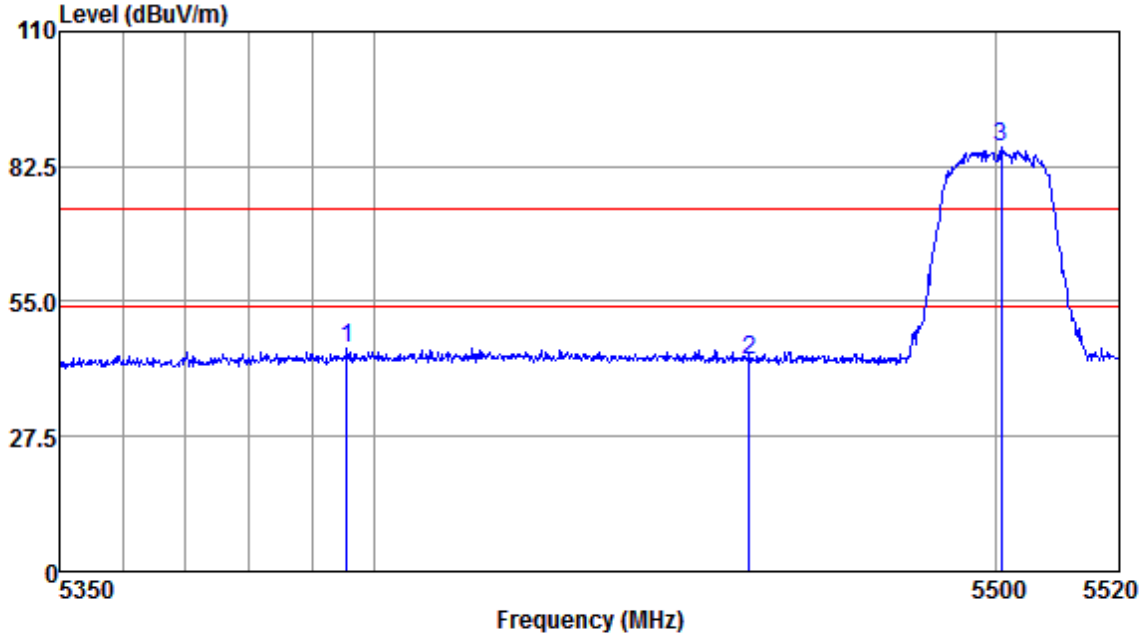

Antenna Polarity :HORIZONTAL

Freq	Read Level	Antenna Factor	Cable Loss	Preamp Factor	Emission Level	Limit Line	Over Limit	Remark
MHz	dBuv	dB/m	dB	dB	dBuv/m	dBuv/m	dB	
5395.55	47.40	31.95	4.76	38.66	45.45	74.00	-28.55	Peak
5460.00	44.92	32.04	4.89	38.63	43.22	74.00	-30.78	Peak
5500.87	87.85	32.10	4.92	38.60	86.27	74.00	12.27	Peak

Note:Emission Level=Read Level+Antenna Factor+Cable loss-Preamp Factor

Mode:d; Polarization:Vertical; Modulation:n; bandwidth:20MHz; Channel:Low

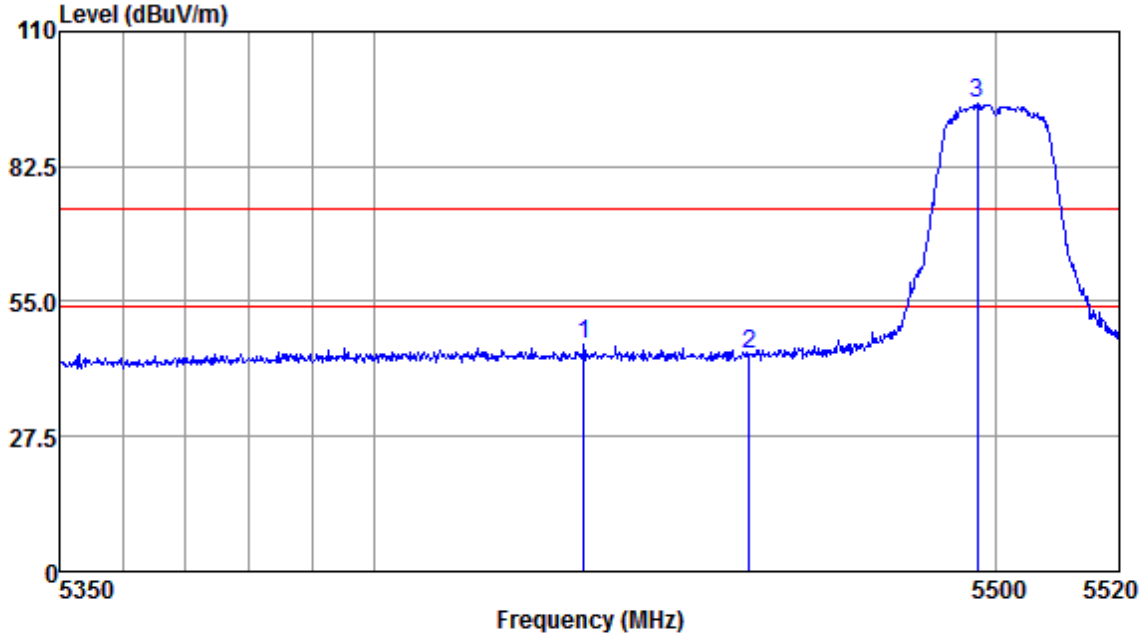

Antenna Polarity :VERTICAL

Freq	Read Level	Antenna Factor	Cable Loss	Preamp Factor	Emission Level	Limit Line	Over Limit	Remark
MHz	dBuv	dB/m	dB	dB	dBuv/m	dBuv/m	dB	
5433.49	47.88	32.02	4.82	38.64	46.08	74.00	-27.92	Peak
5460.00	45.84	32.04	4.89	38.63	44.14	74.00	-29.86	Peak
5496.91	96.88	32.10	4.92	38.60	95.30	74.00	21.30	Peak

Note:Emission Level=Read Level+Antenna Factor+Cable loss-Preamp Factor

Mode:c; Polarization:Horizontal; Modulation:n; bandwidth:40MHz; Channel:Low

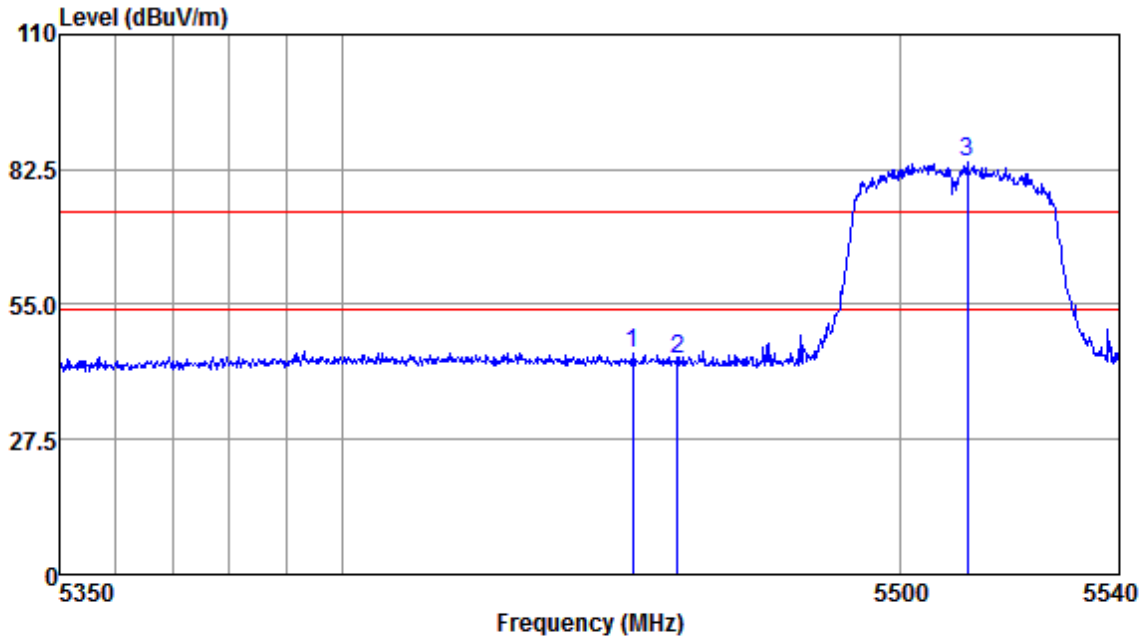

Antenna Polarity :HORIZONTAL

Freq	Read Level	Antenna Factor	Cable Loss	Preamp Factor	Emission Level	Limit Line	Over Limit	Remark
MHz	dBuv	dB/m	dB	dB	dBuv/m	dBuv/m	dB	
5451.97	46.96	32.04	4.85	38.63	45.22	74.00	-28.78	Peak
5460.00	45.35	32.04	4.89	38.63	43.65	74.00	-30.35	Peak
5512.42	85.62	32.10	4.91	38.60	84.03	74.00	10.03	Peak

Note:Emission Level=Read Level+Antenna Factor+Cable loss-Preamp Factor

Mode:d; Polarization:Vertical; Modulation:n; bandwidth:40MHz; Channel:Low

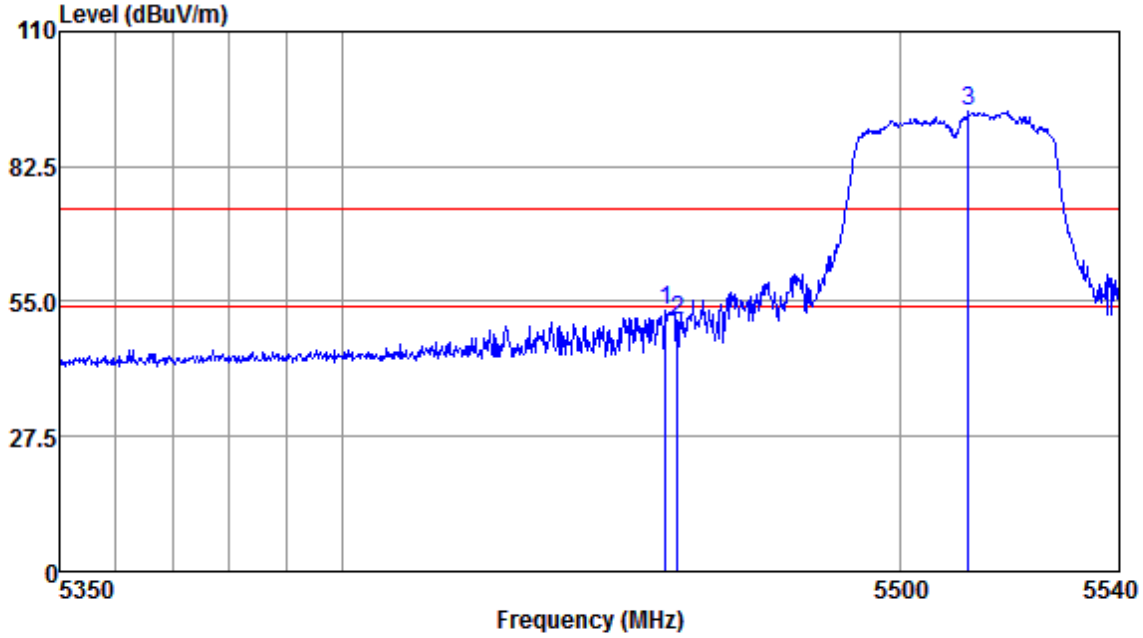

Antenna Polarity :VERTICAL

Freq	Read Level	Antenna Factor	Cable Loss	Preamp Factor	Emission Level	Limit Line	Over Limit	Remark
MHz	dBuv	dB/m	dB	dB	dBuv/m	dBuv/m	dB	
5457.87	54.75	32.04	4.85	38.63	53.01	74.00	-20.99	Peak
5459.96	52.90	32.04	4.89	38.63	51.20	74.00	-22.80	Peak
5512.61	95.17	32.10	4.91	38.60	93.58	74.00	19.58	Peak

Note:Emission Level=Read Level+Antenna Factor+Cable loss-Preamp Factor

Mode:d; Polarization:Horizontal; Modulation:c; bandwidth:20MHz; Channel:Low

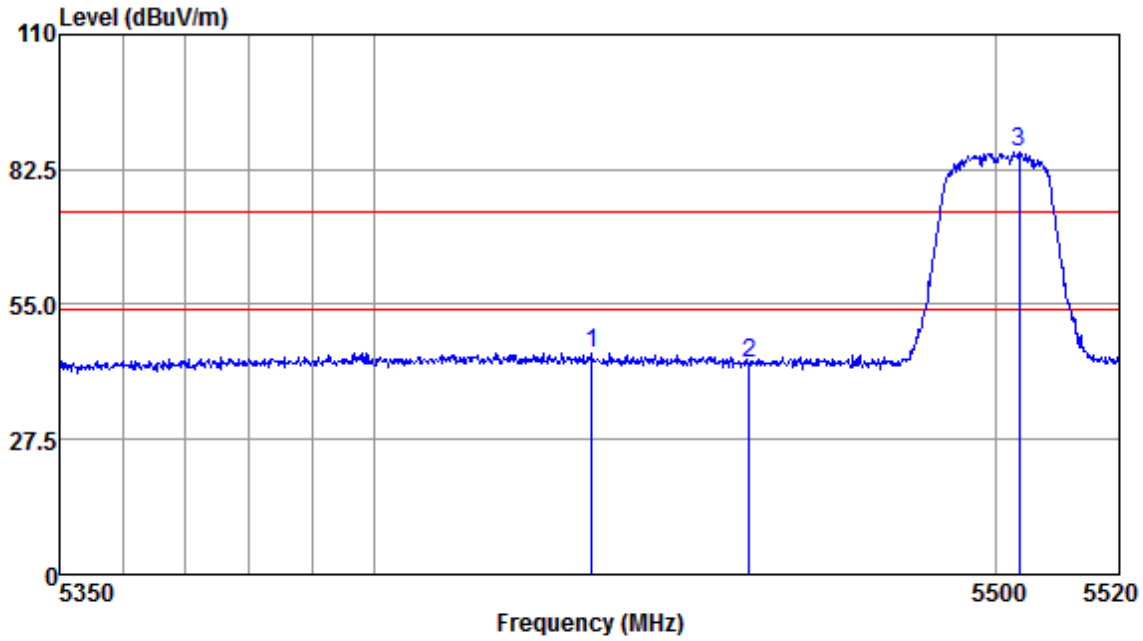

Antenna Polarity :HORIZONTAL

Freq	Read Level	Antenna Factor	Cable Loss	Preamp Factor	Emission Level	Limit Line	Over Limit	Remark
MHz	dBuv	dB/m	dB	dB	dBuv/m	dBuv/m	dB	
5434.68	46.95	32.02	4.82	38.64	45.15	74.00	-28.85	Peak
5460.00	44.92	32.04	4.89	38.63	43.22	74.00	-30.78	Peak
5503.79	87.72	32.10	4.92	38.60	86.14	74.00	12.14	Peak

Note:Emission Level=Read Level+Antenna Factor+Cable loss-Preamp Factor

Mode:d; Polarization:Vertical; Modulation:c; bandwidth:20MHz; Channel:Low

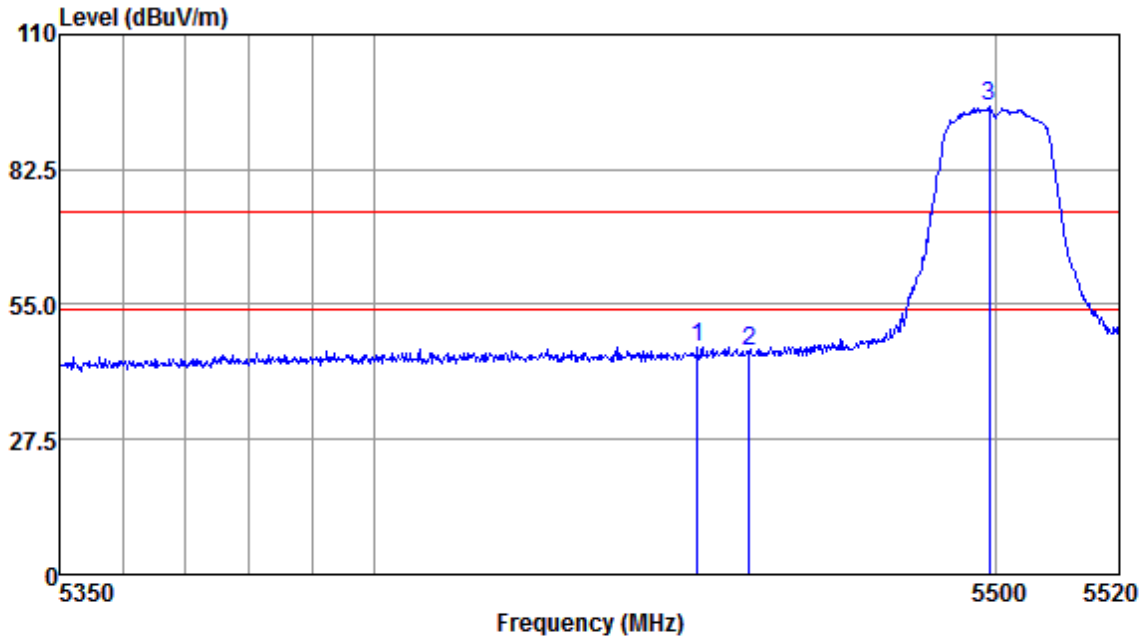

Antenna Polarity :VERTICAL

Freq	Read Level	Antenna Factor	Cable Loss	Preamp Factor	Emission Level	Limit Line	Over Limit	Remark
MHz	dBuv	dB/m	dB	dB	dBuv/m	dBuv/m	dB	
5451.70	48.09	32.04	4.85	38.63	46.35	74.00	-27.65	Peak
5460.00	47.25	32.04	4.89	38.63	45.55	74.00	-28.45	Peak
5498.80	97.01	32.10	4.92	38.60	95.43	74.00	21.43	Peak

Note:Emission Level=Read Level+Antenna Factor+Cable loss-Preamp Factor

Mode:d; Polarization:Horizontal; Modulation:c; bandwidth:40MHz; Channel:Low

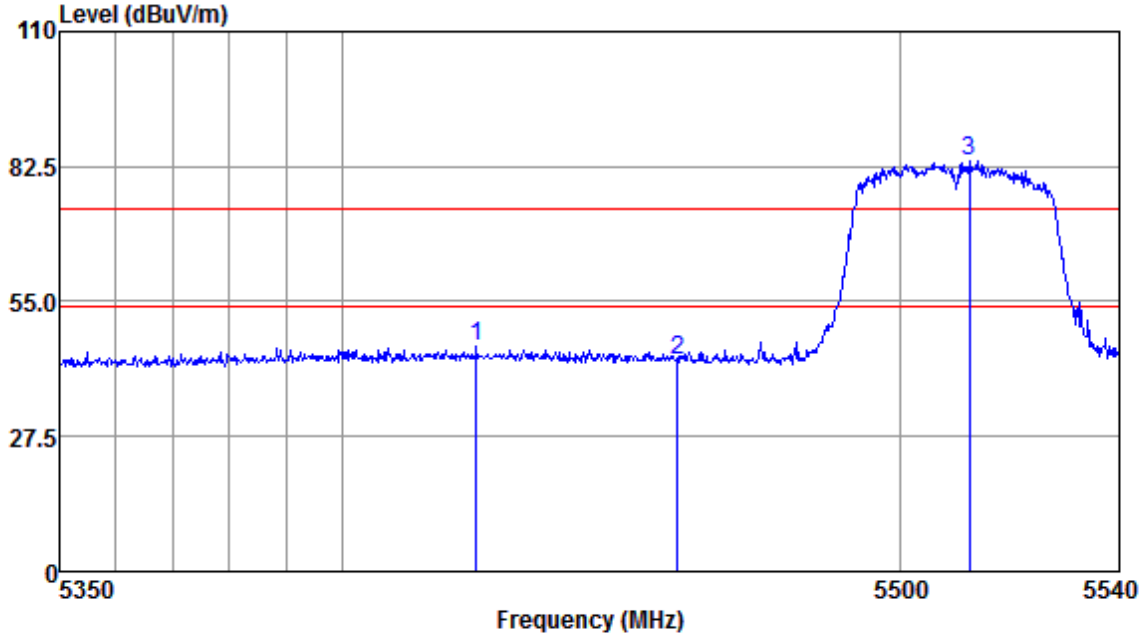

Antenna Polarity :HORIZONTAL

Freq	Read Level	Antenna Factor	Cable Loss	Preamp Factor	Emission Level	Limit Line	Over Limit	Remark
MHz	dBuv	dB/m	dB	dB	dBuv/m	dBuv/m	dB	
5423.88	47.62	31.99	4.79	38.65	45.75	74.00	-28.25	Peak
5460.00	44.65	32.04	4.89	38.63	42.95	74.00	-31.05	Peak
5512.81	85.38	32.10	4.91	38.60	83.79	74.00	9.79	Peak

Note:Emission Level=Read Level+Antenna Factor+Cable loss-Preamp Factor

Mode:d; Polarization:Vertical; Modulation:c; bandwidth:40MHz; Channel:Low

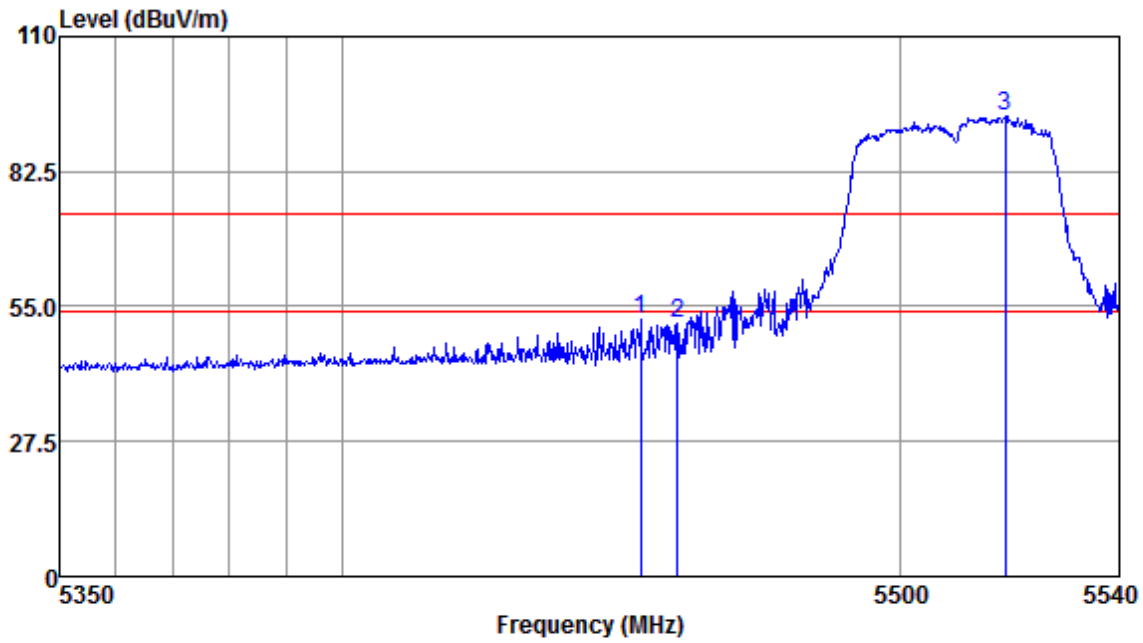

Antenna Polarity :VERTICAL

Freq	Read Level	Antenna Factor	Cable Loss	Preamp Factor	Emission Level	Limit Line	Over Limit	Remark
MHz	dBuv	dB/m	dB	dB	dBuv/m	dBuv/m	dB	
5453.30	53.92	32.04	4.85	38.63	52.18	74.00	-21.82	Peak
5460.00	53.34	32.04	4.89	38.63	51.64	74.00	-22.36	Peak
5519.16	95.45	32.10	4.91	38.60	93.86	74.00	19.86	Peak

Note:Emission Level=Read Level+Antenna Factor+Cable loss-Preamp Factor

Mode:d; Polarization:Horizontal; Modulation:c; bandwidth:80MHz; Channel:Low

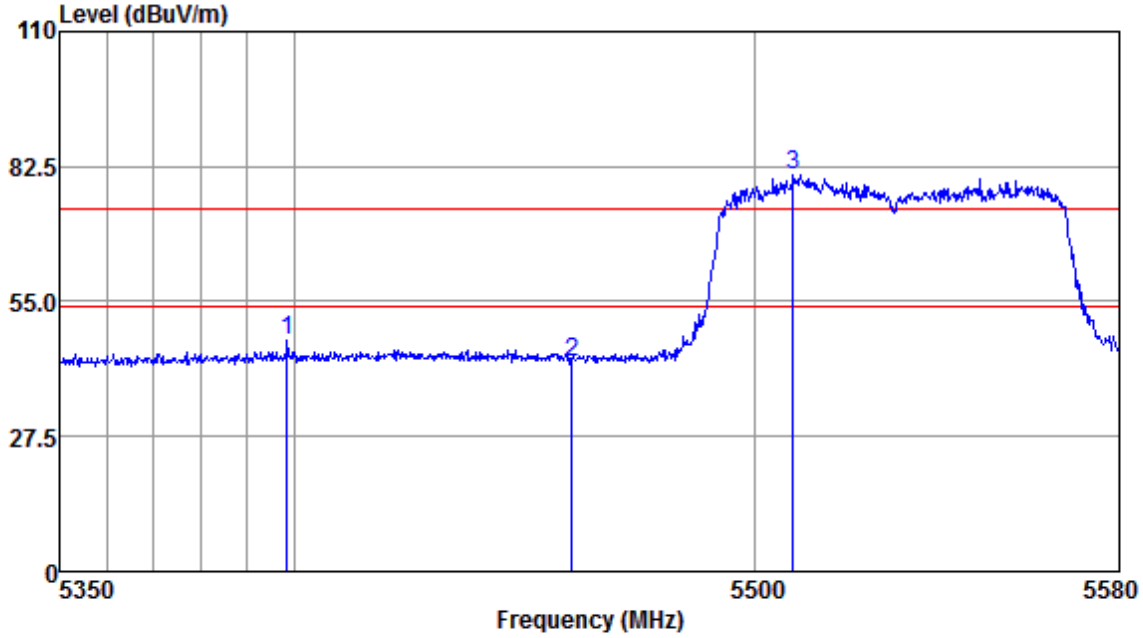

Antenna Polarity :HORIZONTAL

Freq	Read Level	Antenna Factor	Cable Loss	Preamp Factor	Emission Level	Limit Line	Over Limit	Remark
MHz	dBuv	dB/m	dB	dB	dBuv/m	dBuv/m	dB	
5398.64	48.90	31.95	4.76	38.66	46.95	74.00	-27.05	Peak
5460.00	44.46	32.04	4.89	38.63	42.76	74.00	-31.24	Peak
5508.13	82.28	32.10	4.91	38.60	80.69	74.00	6.69	Peak

Note:Emission Level=Read Level+Antenna Factor+Cable loss-Preamp Factor

Mode:d; Polarization:Vertical; Modulation:c; bandwidth:80MHz; Channel:Low

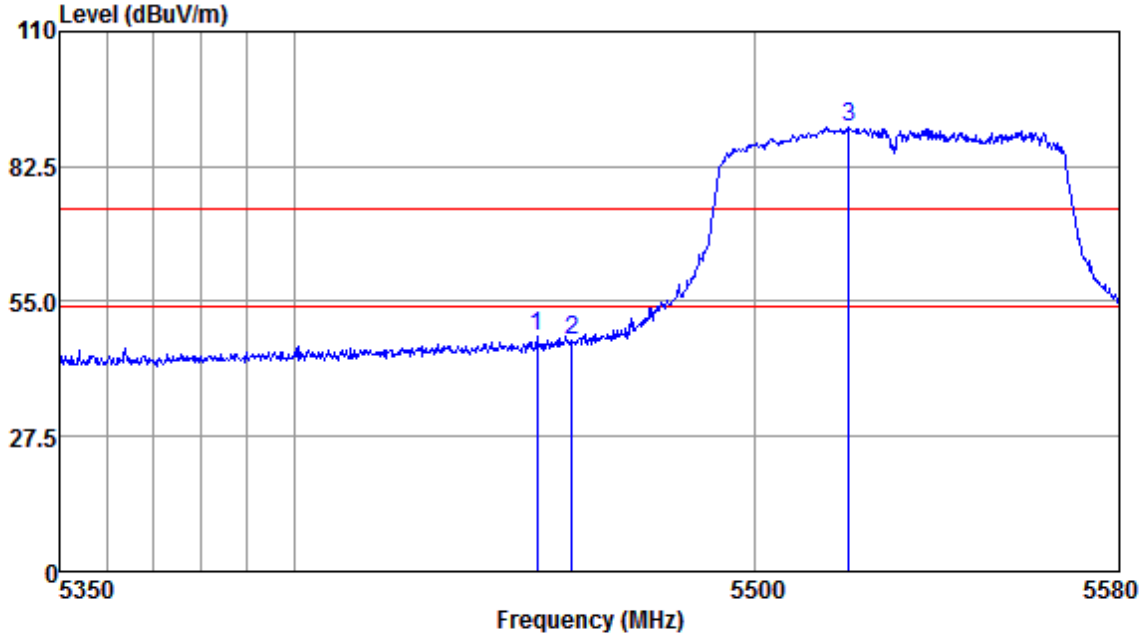

Antenna Polarity :VERTICAL

Freq	Read Level	Antenna Factor	Cable Loss	Preamp Factor	Emission Level	Limit Line	Over Limit	Remark
MHz	dBuv	dB/m	dB	dB	dBuv/m	dBuv/m	dB	
5452.53	49.78	32.04	4.85	38.63	48.04	74.00	-25.96	Peak
5460.00	48.64	32.04	4.89	38.63	46.94	74.00	-27.06	Peak
5520.43	92.21	32.10	4.91	38.60	90.62	74.00	16.62	Peak

Note:Emission Level=Read Level+Antenna Factor+Cable loss-Preamp Factor

Mode:e; Polarization:Horizontal; Modulation:a; bandwidth:20MHz; Channel:Low

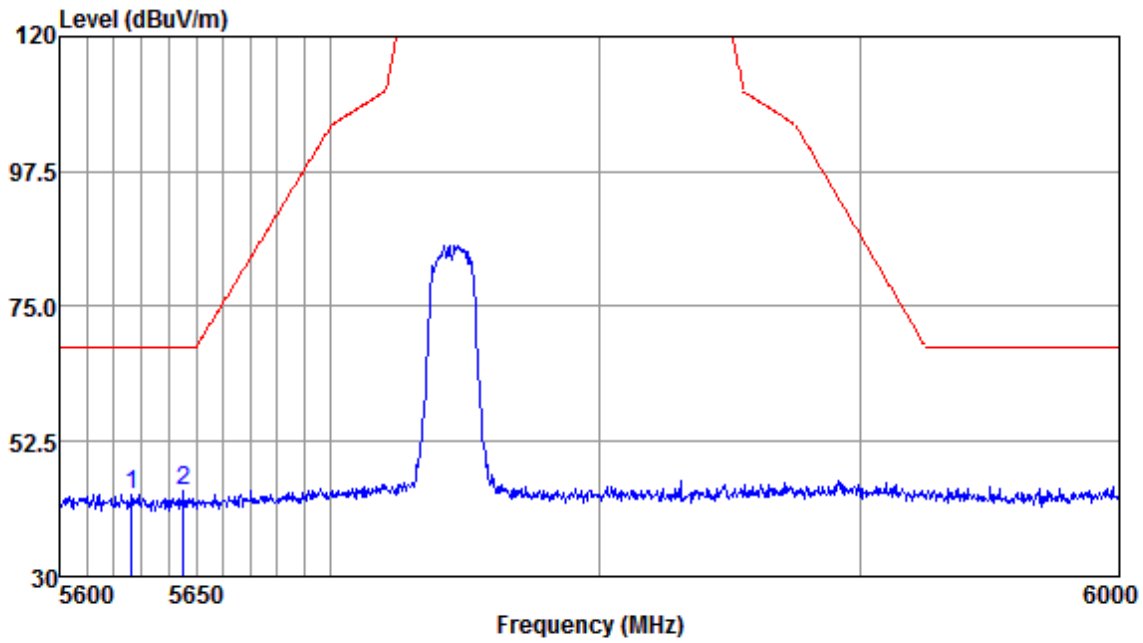

Antenna Polarity :HORIZONTAL

Freq	Read Level	Antenna Factor	Cable Loss	Preamp Factor	Emission Level	Limit Line	Over Limit	Remark
MHz	dBuv	dB/m	dB	dB	dBuv/m	dBuv/m	dB	
5626.33	44.90	32.13	5.16	38.58	43.61	68.20	-24.59	Peak
5645.39	45.72	32.13	5.11	38.57	44.39	68.20	-23.81	Peak

Note:Emission Level=Read Level+Antenna Factor+Cable loss-Preamp Factor

Mode:e; Polarization:Vertical; Modulation:a; bandwidth:20MHz; Channel:Low

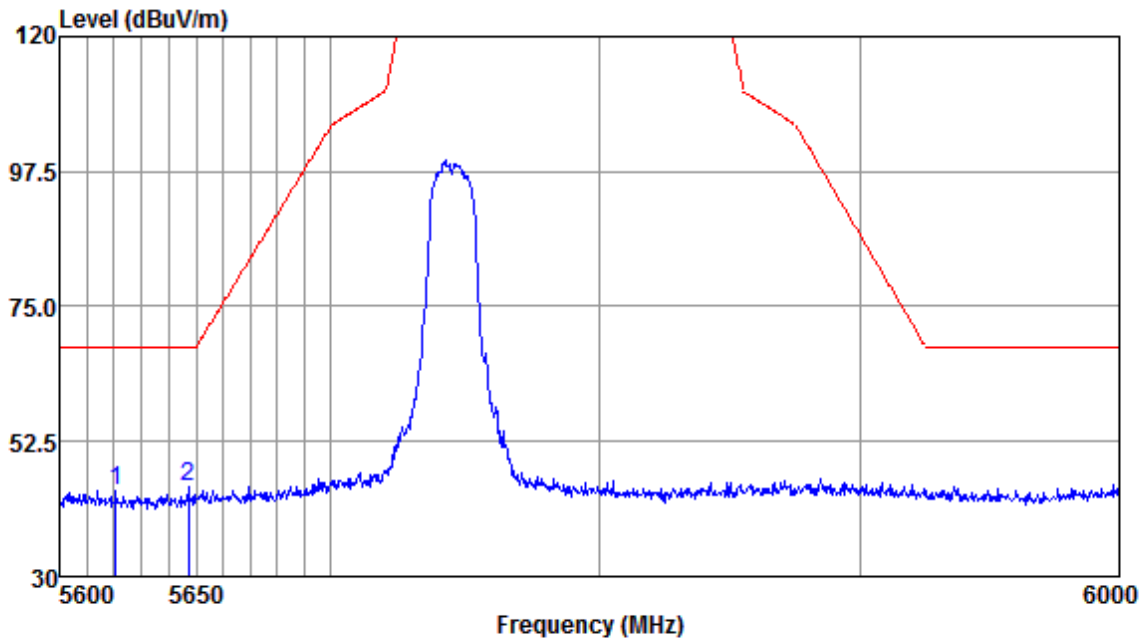

Antenna Polarity :VERTICAL

Freq	Read Level	Antenna Factor	Cable Loss	Preamp Factor	Emission Level	Limit Line	Over Limit	Remark
MHz	dBuv	dB/m	dB	dB	dBuv/m	dBuv/m	dB	
5620.52	45.63	32.12	5.06	38.58	44.23	68.20	-23.97	Peak
5647.34	46.41	32.13	5.11	38.57	45.08	68.20	-23.12	Peak

Note:Emission Level=Read Level+Antenna Factor+Cable loss-Preamp Factor

Mode:e; Polarization:Horizontal; Modulation:a; bandwidth:20MHz; Channel:High

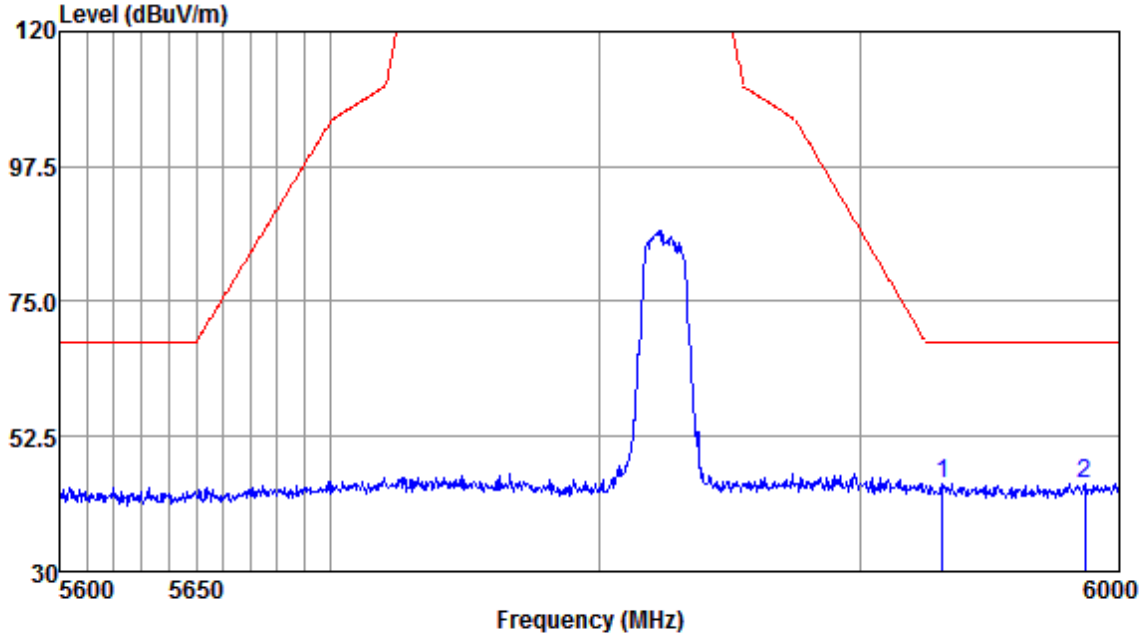

Antenna Polarity :HORIZONTAL

Freq	Read Level	Antenna Factor	Cable Loss	Preamp Factor	Emission Level	Limit Line	Over Limit	Remark
MHz	dBuv	dB/m	dB	dB	dBuv/m	dBuv/m	dB	
5931.27	45.80	32.19	5.22	38.51	44.70	68.20	-23.50	Peak
5986.77	45.52	32.20	5.26	38.50	44.48	68.20	-23.72	Peak

Note:Emission Level=Read Level+Antenna Factor+Cable loss-Preamp Factor

Mode:e; Polarization:Vertical; Modulation:a; bandwidth:20MHz; Channel:High

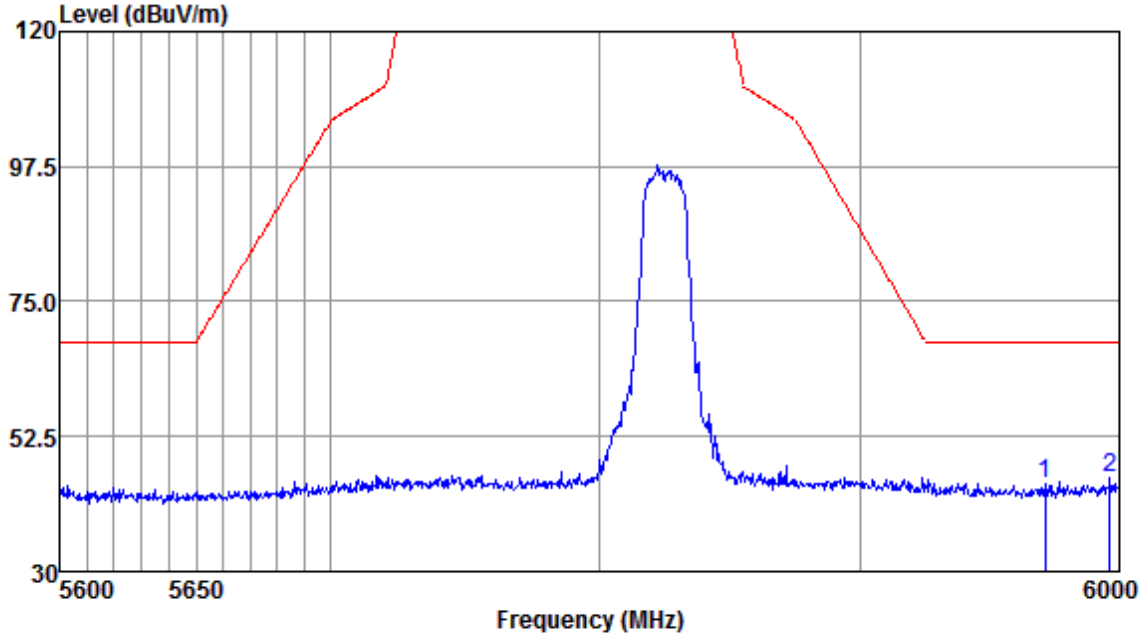

Antenna Polarity :VERTICAL

Freq	Read Level	Antenna Factor	Cable Loss	Preamp Factor	Emission Level	Limit Line	Over Limit	Remark
MHz	dBuv	dB/m	dB	dB	dBuv/m	dBuv/m	dB	
5971.09	45.77	32.19	5.29	38.51	44.74	68.20	-23.46	Peak
5996.28	46.69	32.20	5.22	38.50	45.61	68.20	-22.59	Peak

Note:Emission Level=Read Level+Antenna Factor+Cable loss-Preamp Factor

Mode:e; Polarization:Horizontal; Modulation:n; bandwidth:20MHz; Channel:Low

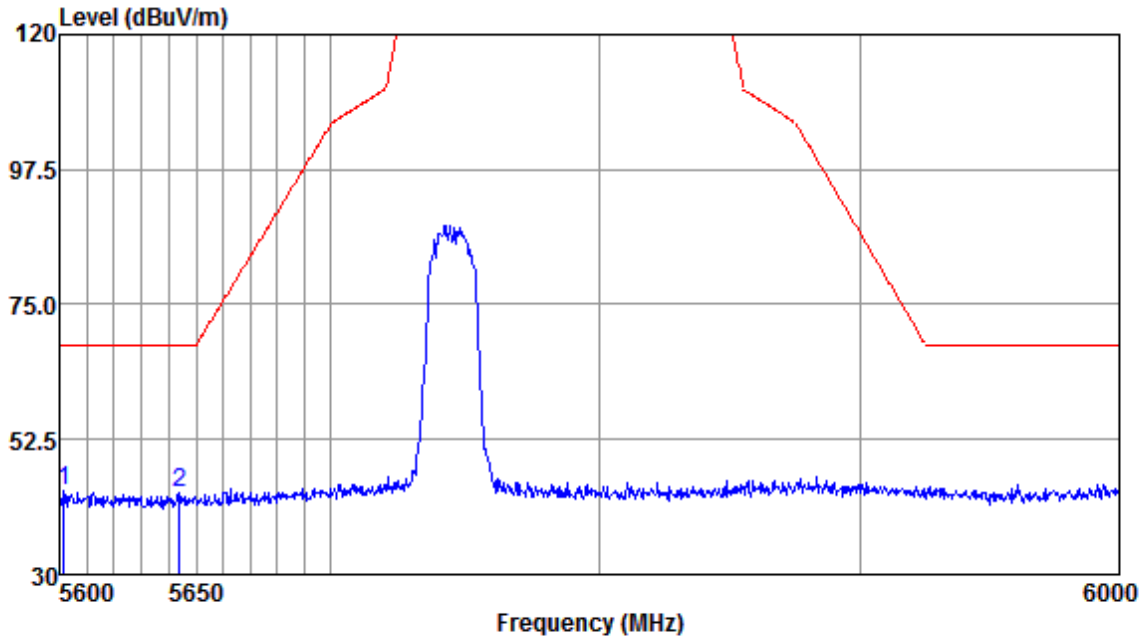

Antenna Polarity :HORIZONTAL

Freq	Read Level	Antenna Factor	Cable Loss	Preamp Factor	Emission Level	Limit Line	Over Limit	Remark
MHz	dBuv	dB/m	dB	dB	dBuv/m	dBuv/m	dB	
5601.55	45.51	32.12	4.96	38.58	44.01	68.20	-24.19	Peak
5643.83	45.07	32.13	5.11	38.57	43.74	68.20	-24.46	Peak

Note:Emission Level=Read Level+Antenna Factor+Cable loss-Preamp Factor

Mode:e; Polarization:Vertical; Modulation:n; bandwidth:20MHz; Channel:Low

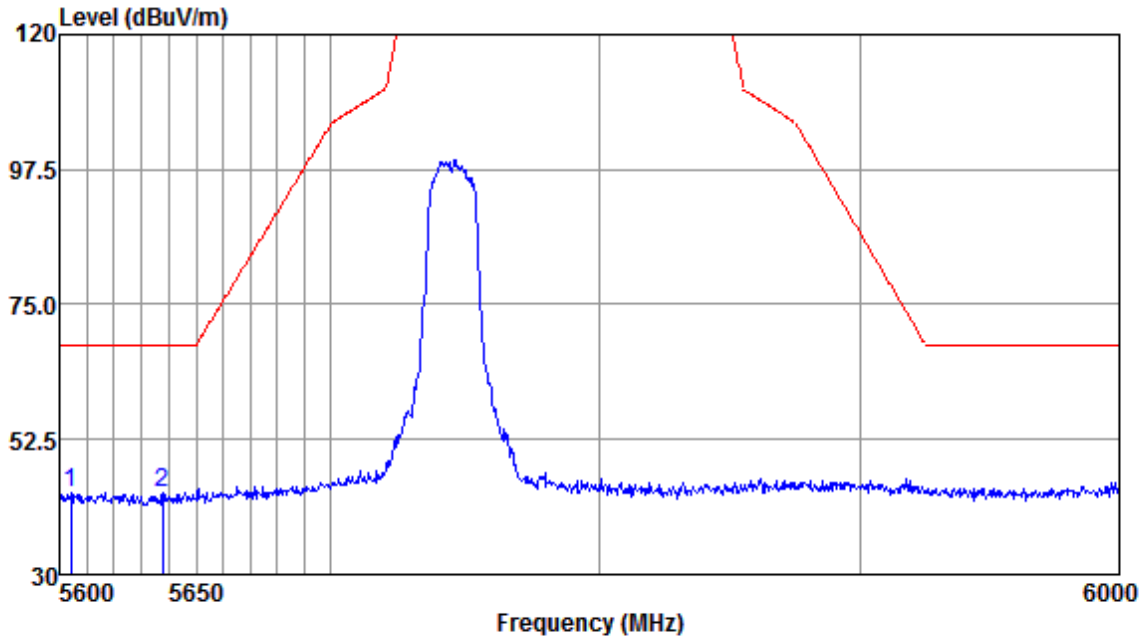

Antenna Polarity :VERTICAL

Freq	Read Level	Antenna Factor	Cable Loss	Preamp Factor	Emission Level	Limit Line	Over Limit	Remark
MHz	dBuv	dB/m	dB	dB	dBuv/m	dBuv/m	dB	
5604.25	45.10	32.12	4.96	38.58	43.60	68.20	-24.60	Peak
5637.60	45.03	32.13	5.16	38.57	43.75	68.20	-24.45	Peak

Note:Emission Level=Read Level+Antenna Factor+Cable loss-Preamp Factor

Mode:e; Polarization:Horizontal; Modulation:n; bandwidth:20MHz; Channel:High

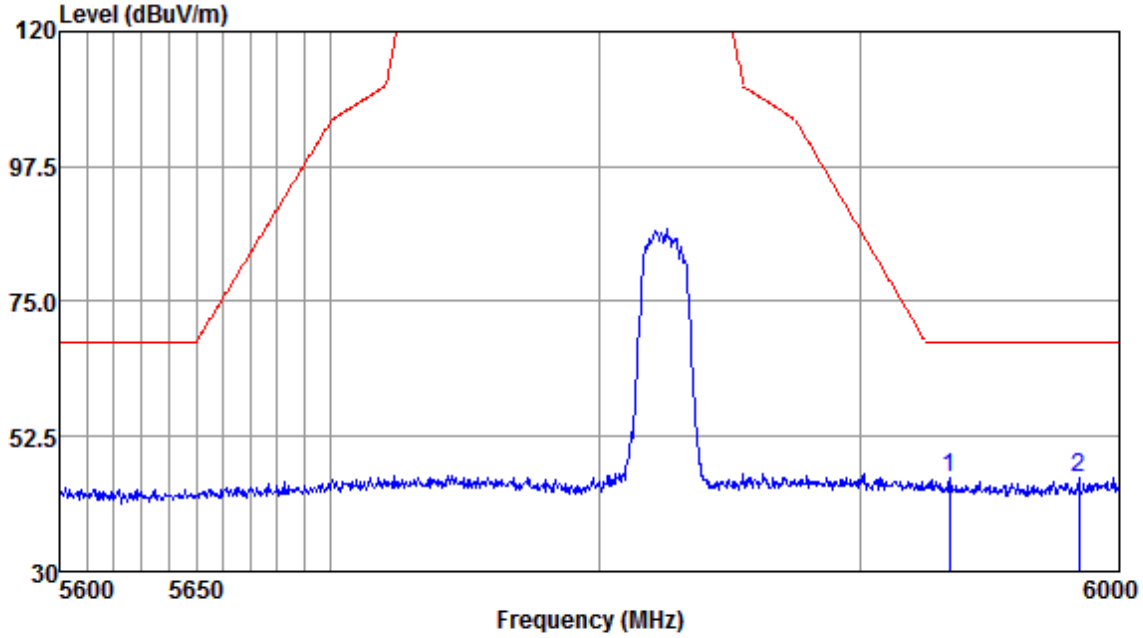

Antenna Polarity :HORIZONTAL

Freq	Read Level	Antenna Factor	Cable Loss	Preamp Factor	Emission Level	Limit Line	Over Limit	Remark
MHz	dBuv	dB/m	dB	dB	dBuv/m	dBuv/m	dB	
5934.13	46.67	32.19	5.22	38.51	45.57	68.20	-22.63	Peak
5984.29	46.56	32.20	5.26	38.50	45.52	68.20	-22.68	Peak

Note:Emission Level=Read Level+Antenna Factor+Cable loss-Preamp Factor

Mode:e; Polarization:Vertical; Modulation:n; bandwidth:20MHz; Channel:High

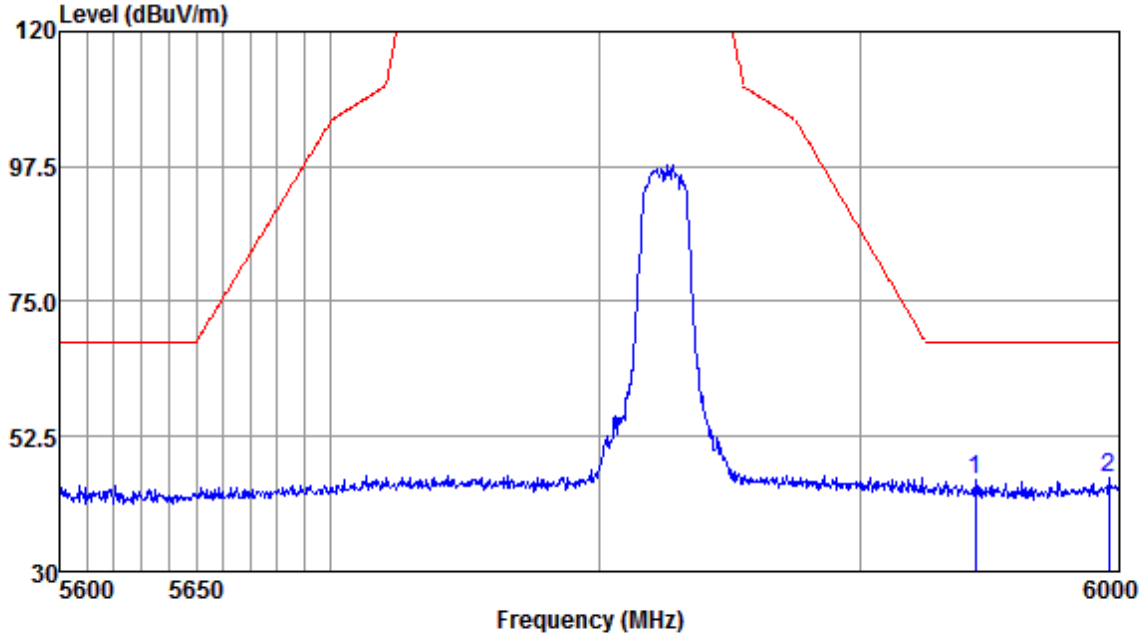

Antenna Polarity :VERTICAL

Freq	Read Level	Antenna Factor	Cable Loss	Preamp Factor	Emission Level	Limit Line	Over Limit	Remark
MHz	dBuv	dB/m	dB	dB	dBuv/m	dBuv/m	dB	
5943.97	46.13	32.19	5.32	38.51	45.13	68.20	-23.07	Peak
5995.86	46.66	32.20	5.22	38.50	45.58	68.20	-22.62	Peak

Note:Emission Level=Read Level+Antenna Factor+Cable loss-Preamp Factor

Mode:e; Polarization:Horizontal; Modulation:n; bandwidth:40MHz; Channel:Low

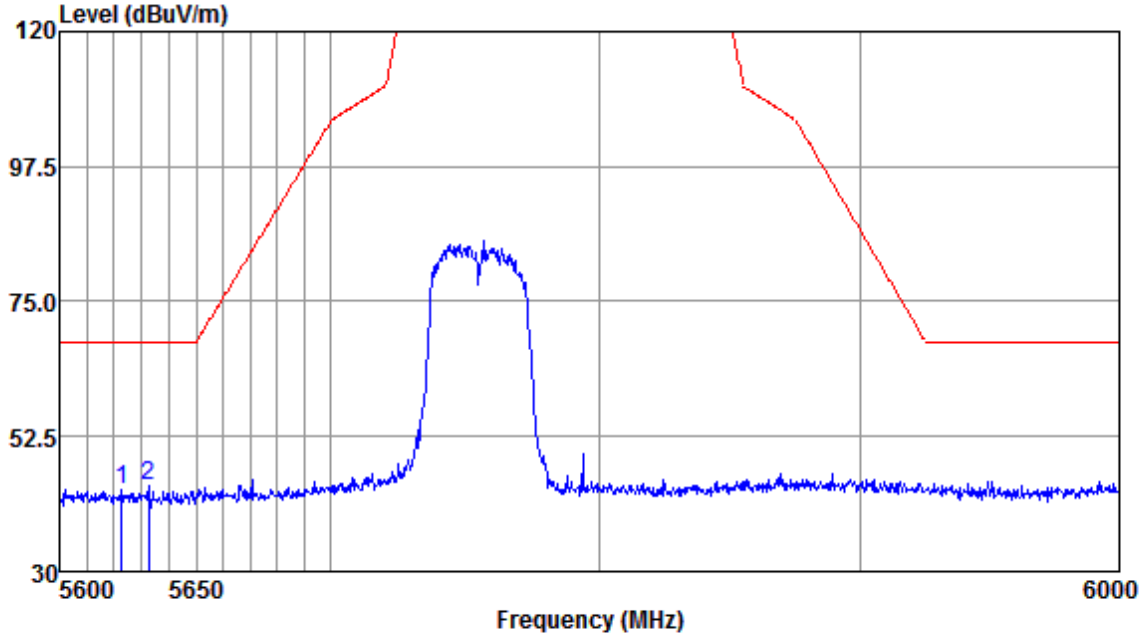

Antenna Polarity :HORIZONTAL

Freq	Read Level	Antenna Factor	Cable Loss	Preamp Factor	Emission Level	Limit Line	Over Limit	Remark
MHz	dBuv	dB/m	dB	dB	dBuv/m	dBuv/m	dB	
5622.84	45.04	32.12	5.06	38.58	43.64	68.20	-24.56	Peak
5632.55	45.67	32.13	5.16	38.57	44.39	68.20	-23.81	Peak

Note:Emission Level=Read Level+Antenna Factor+Cable loss-Preamp Factor

Mode:e; Polarization:Vertical; Modulation:n; bandwidth:40MHz; Channel:Low

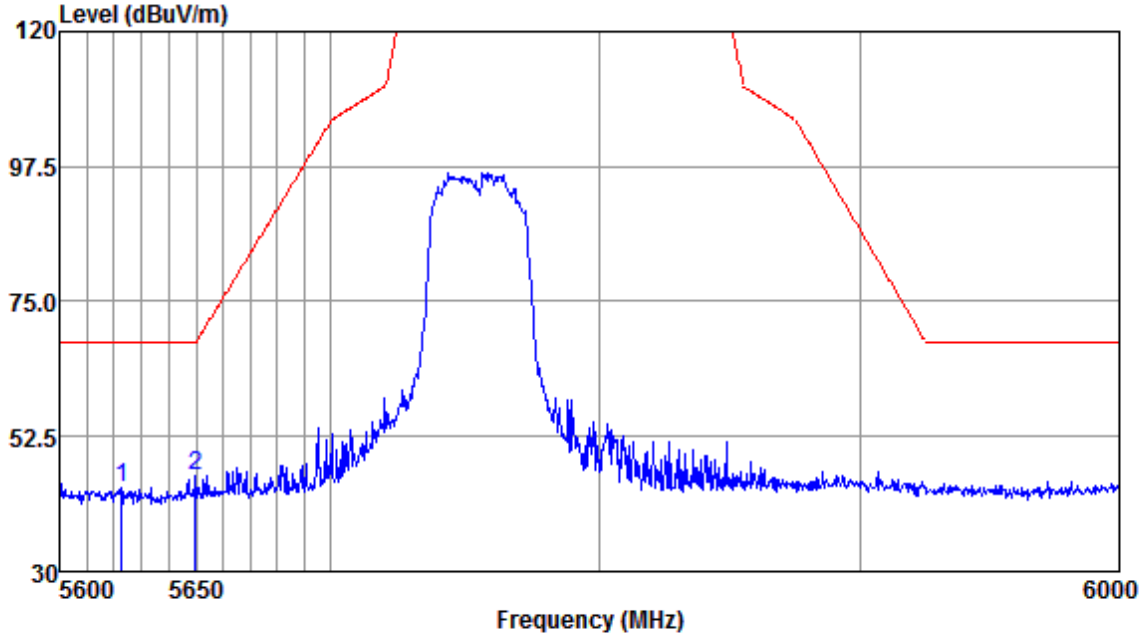

Antenna Polarity :VERTICAL

Freq	Read Level	Antenna Factor	Cable Loss	Preamp Factor	Emission Level	Limit Line	Over Limit	Remark
MHz	dBuv	dB/m	dB	dB	dBuv/m	dBuv/m	dB	
5622.84	45.24	32.12	5.06	38.58	43.84	68.20	-24.36	Peak
5649.67	47.37	32.13	5.11	38.57	46.04	68.20	-22.16	Peak

Note:Emission Level=Read Level+Antenna Factor+Cable loss-Preamp Factor

Mode:e; Polarization:Horizontal; Modulation:n; bandwidth:40MHz; Channel:High

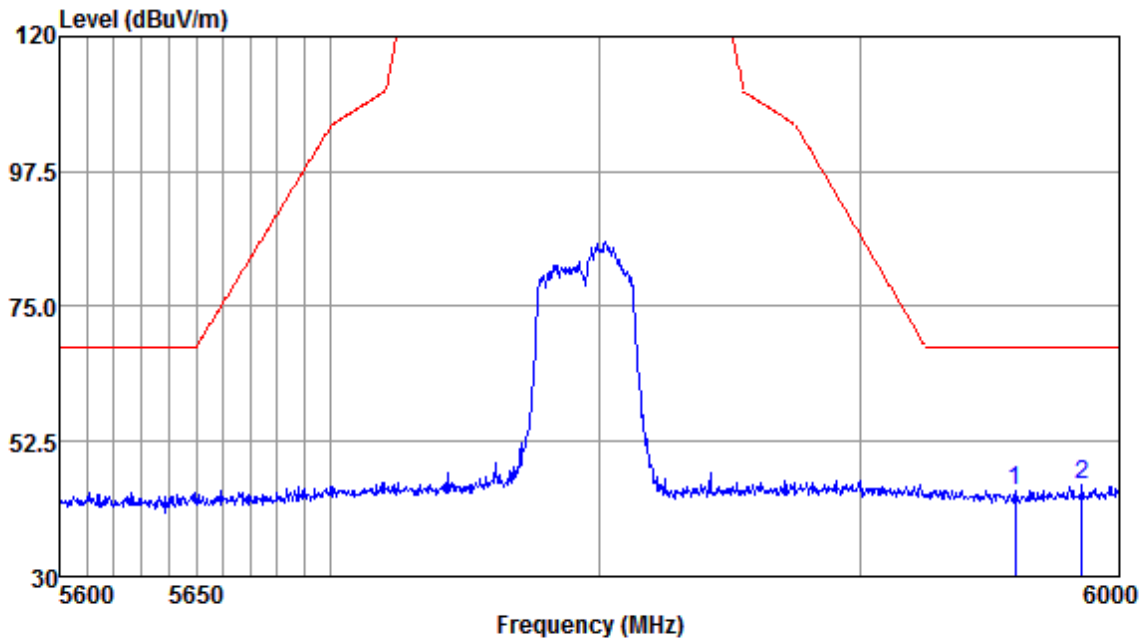

Antenna Polarity :HORIZONTAL

Freq	Read Level	Antenna Factor	Cable Loss	Preamp Factor	Emission Level	Limit Line	Over Limit	Remark
MHz	dBuv	dB/m	dB	dB	dBuv/m	dBuv/m	dB	
5959.57	45.40	32.19	5.29	38.51	44.37	68.20	-23.83	Peak
5985.53	46.29	32.20	5.26	38.50	45.25	68.20	-22.95	Peak

Note:Emission Level=Read Level+Antenna Factor+Cable loss-Preamp Factor

Mode:e; Polarization:Vertical; Modulation:n; bandwidth:40MHz; Channel:High

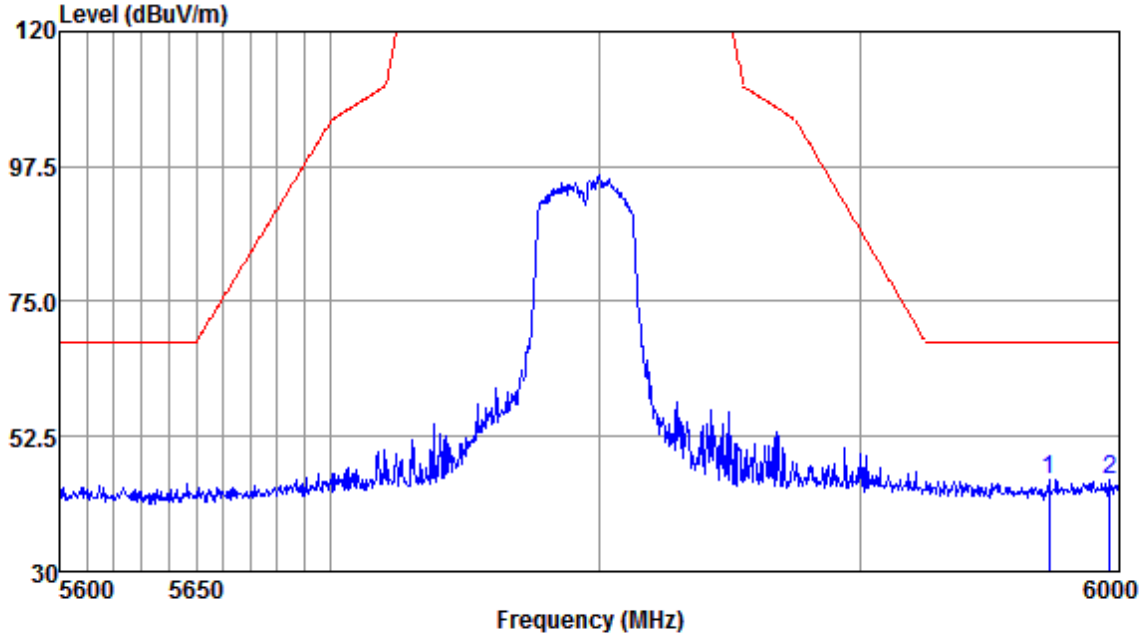

Antenna Polarity :VERTICAL

Freq	Read Level	Antenna Factor	Cable Loss	Preamp Factor	Emission Level	Limit Line	Over Limit	Remark
MHz	dBuv	dB/m	dB	dB	dBuv/m	dBuv/m	dB	
5972.74	46.37	32.19	5.26	38.50	45.32	68.20	-22.88	Peak
5996.28	46.41	32.20	5.22	38.50	45.33	68.20	-22.87	Peak

Note:Emission Level=Read Level+Antenna Factor+Cable loss-Preamp Factor

Mode:e; Polarization:Horizontal; Modulation:c; bandwidth:20MHz; Channel:Low

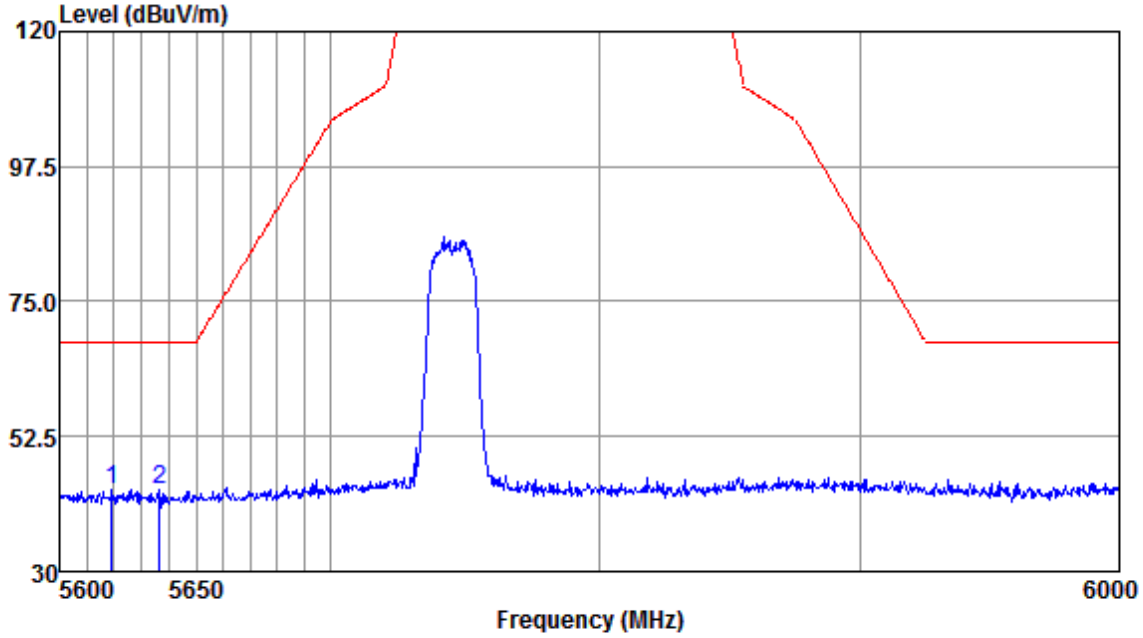

Antenna Polarity :HORIZONTAL

Freq	Read Level	Antenna Factor	Cable Loss	Preamp Factor	Emission Level	Limit Line	Over Limit	Remark
MHz	dBuv	dB/m	dB	dB	dBuv/m	dBuv/m	dB	
5618.96	45.09	32.12	5.06	38.58	43.69	68.20	-24.51	Peak
5636.44	44.99	32.13	5.16	38.57	43.71	68.20	-24.49	Peak

Note:Emission Level=Read Level+Antenna Factor+Cable loss-Preamp Factor

Mode:e; Polarization:Vertical; Modulation:c; bandwidth:20MHz; Channel:Low

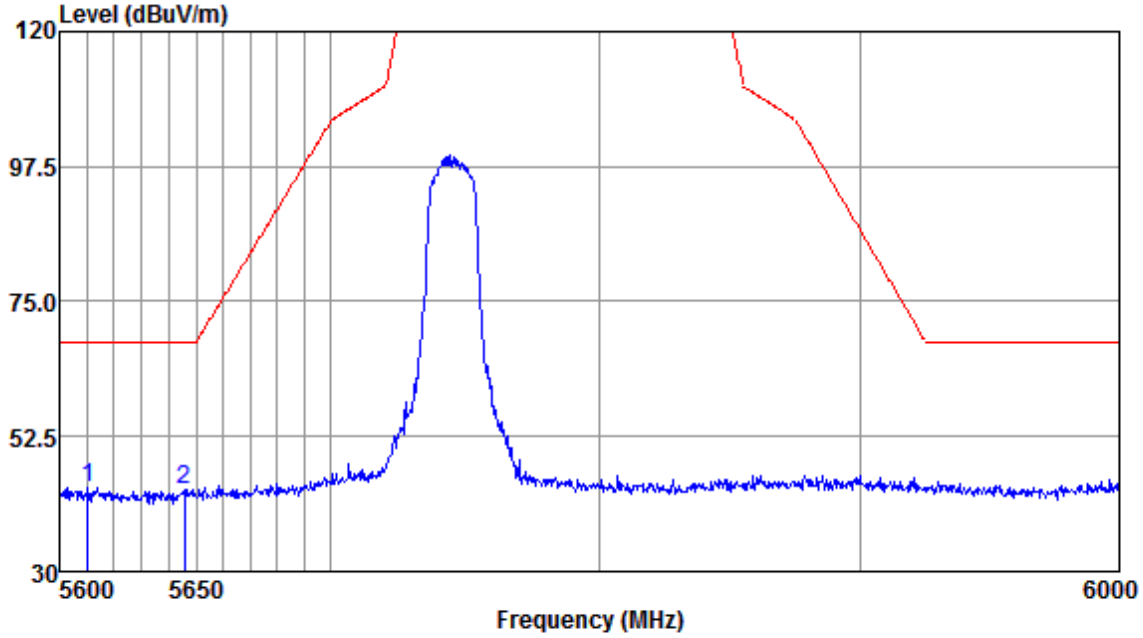

Antenna Polarity :VERTICAL

Freq	Read Level	Antenna Factor	Cable Loss	Preamp Factor	Emission Level	Limit Line	Over Limit	Remark
MHz	dBuv	dB/m	dB	dB	dBuv/m	dBuv/m	dB	
5610.44	45.35	32.12	5.06	38.58	43.95	68.20	-24.25	Peak
5645.78	45.01	32.13	5.11	38.57	43.68	68.20	-24.52	Peak

Note:Emission Level=Read Level+Antenna Factor+Cable loss-Preamp Factor

Mode:e; Polarization:Horizontal; Modulation:c; bandwidth:20MHz; Channel:High

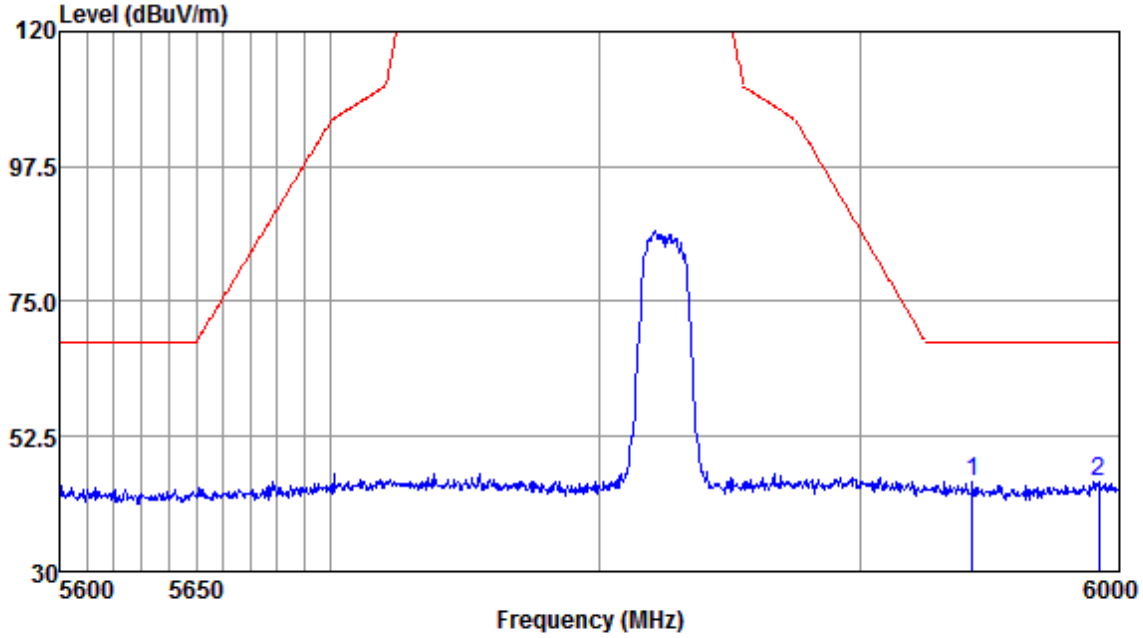

Antenna Polarity :HORIZONTAL

Freq	Read Level	Antenna Factor	Cable Loss	Preamp Factor	Emission Level	Limit Line	Over Limit	Remark
MHz	dBuv	dB/m	dB	dB	dBuv/m	dBuv/m	dB	
5942.74	45.94	32.19	5.32	38.51	44.94	68.20	-23.26	Peak
5992.14	45.93	32.20	5.22	38.50	44.85	68.20	-23.35	Peak

Note:Emission Level=Read Level+Antenna Factor+Cable loss-Preamp Factor

Mode:e; Polarization:Vertical; Modulation:c; bandwidth:20MHz; Channel:High

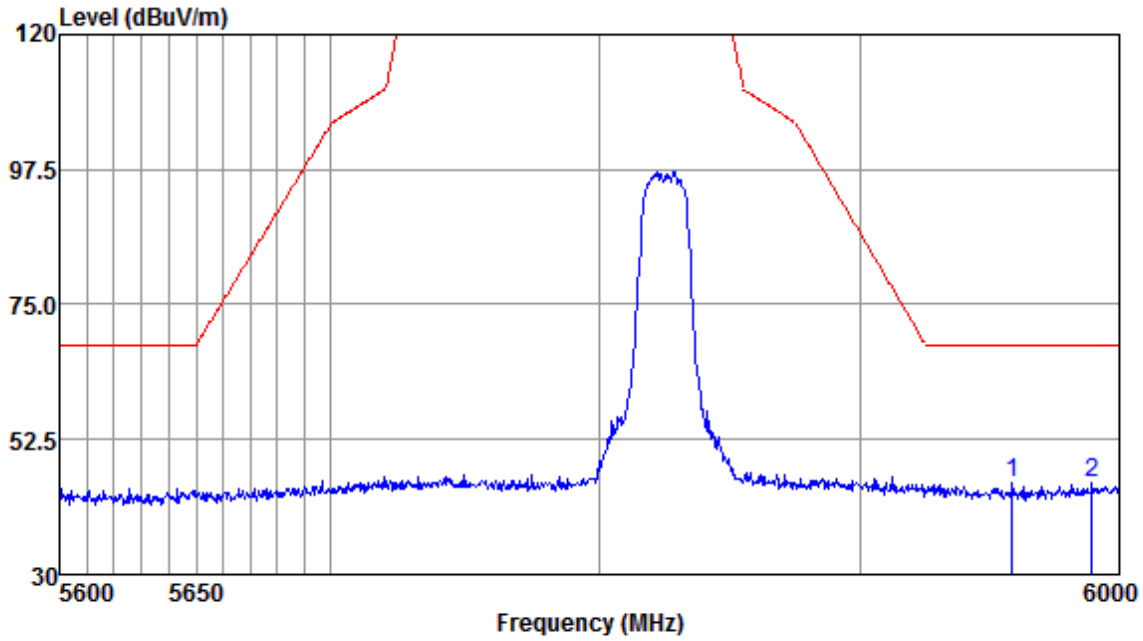

Antenna Polarity :VERTICAL

Freq	Read Level	Antenna Factor	Cable Loss	Preamp Factor	Emission Level	Limit Line	Over Limit	Remark
MHz	dBuv	dB/m	dB	dB	dBuv/m	dBuv/m	dB	
5958.34	46.18	32.19	5.29	38.51	45.15	68.20	-23.05	Peak
5989.25	46.24	32.20	5.22	38.50	45.16	68.20	-23.04	Peak

Note:Emission Level=Read Level+Antenna Factor+Cable loss-Preamp Factor

Mode:e; Polarization:Horizontal; Modulation:c; bandwidth:40MHz; Channel:Low

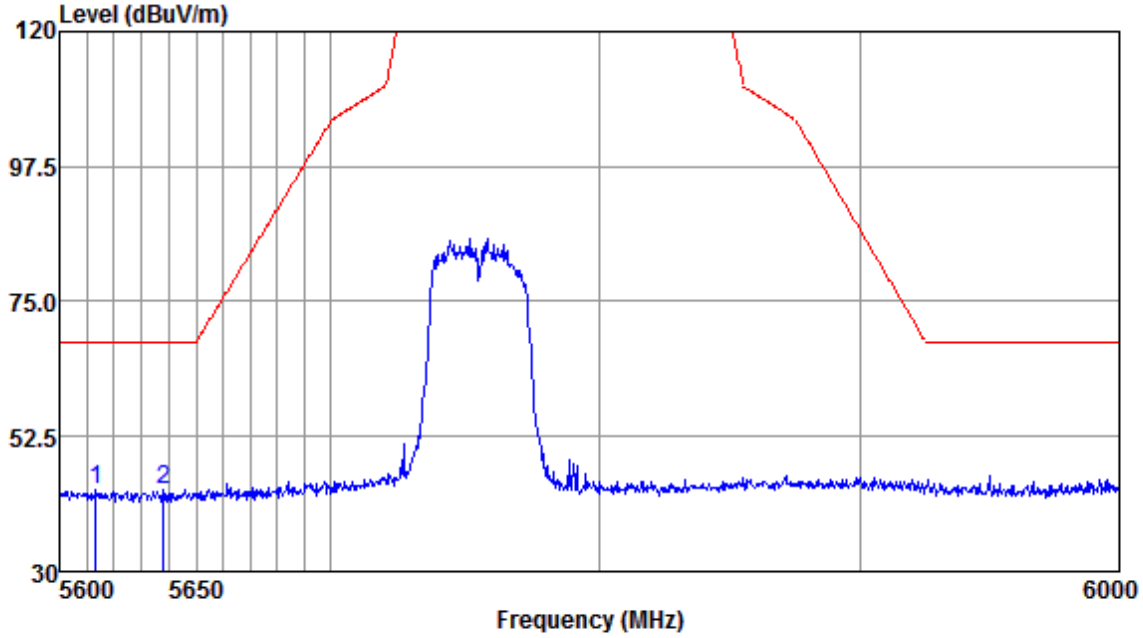

Antenna Polarity :HORIZONTAL

Freq	Read Level	Antenna Factor	Cable Loss	Preamp Factor	Emission Level	Limit Line	Over Limit	Remark
MHz	dBuv	dB/m	dB	dB	dBuv/m	dBuv/m	dB	
5613.15	44.92	32.12	5.06	38.58	43.52	68.20	-24.68	Peak
5637.99	44.93	32.13	5.16	38.57	43.65	68.20	-24.55	Peak

Note:Emission Level=Read Level+Antenna Factor+Cable loss-Preamp Factor

Mode:e; Polarization:Vertical; Modulation:c; bandwidth:40MHz; Channel:Low

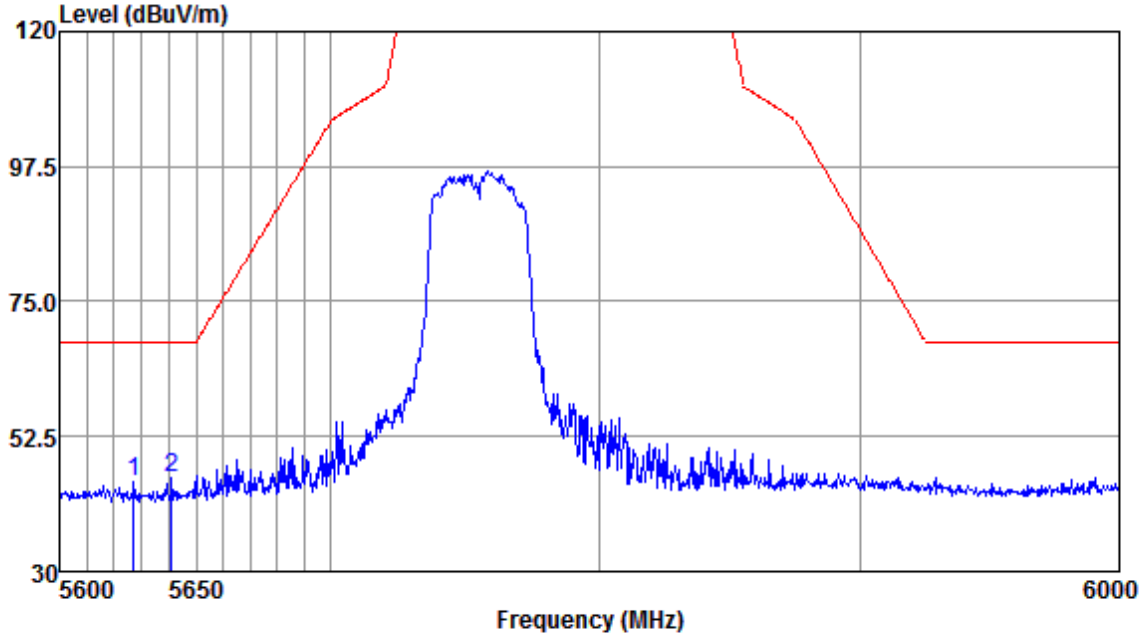

Antenna Polarity :VERTICAL

Freq	Read Level	Antenna Factor	Cable Loss	Preamp Factor	Emission Level	Limit Line	Over Limit	Remark
MHz	dBuv	dB/m	dB	dB	dBuv/m	dBuv/m	dB	
5627.11	46.19	32.13	5.16	38.58	44.90	68.20	-23.30	Peak
5641.10	46.93	32.13	5.11	38.57	45.60	68.20	-22.60	Peak

Note:Emission Level=Read Level+Antenna Factor+Cable loss-Preamp Factor

Mode:e; Polarization:Horizontal; Modulation:c; bandwidth:40MHz; Channel:High

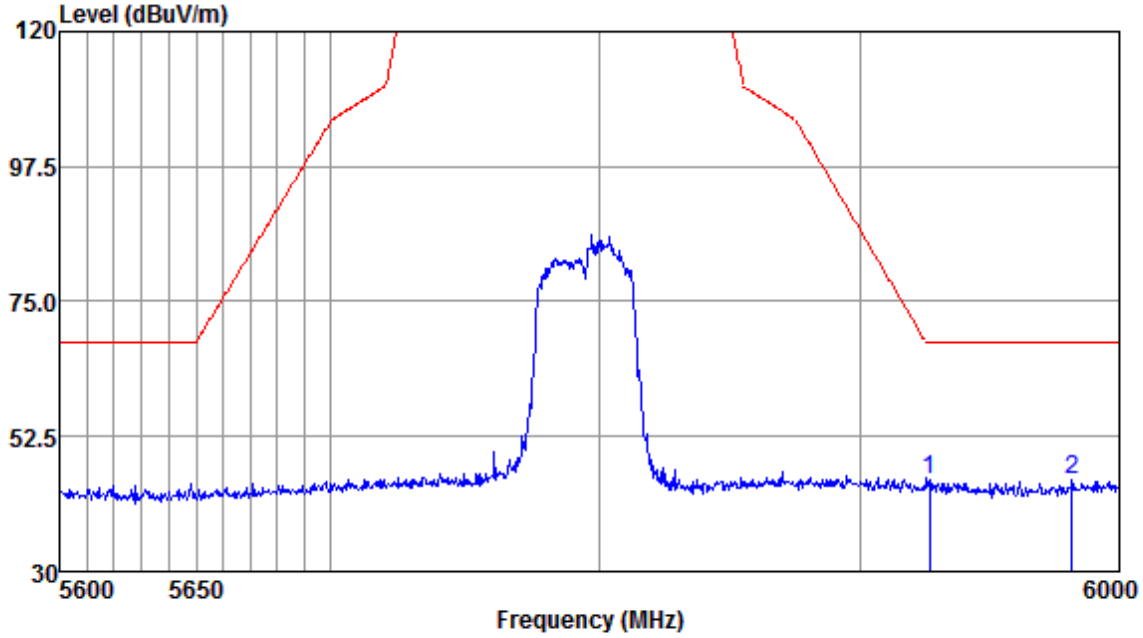

Antenna Polarity :HORIZONTAL

Freq	Read Level	Antenna Factor	Cable Loss	Preamp Factor	Emission Level	Limit Line	Over Limit	Remark
MHz	dBuv	dB/m	dB	dB	dBuv/m	dBuv/m	dB	
5926.36	46.41	32.19	5.22	38.51	45.31	68.20	-22.89	Peak
5981.40	46.24	32.20	5.26	38.50	45.20	68.20	-23.00	Peak

Note:Emission Level=Read Level+Antenna Factor+Cable loss-Preamp Factor

Mode:e; Polarization:Vertical; Modulation:c; bandwidth:40MHz; Channel:High

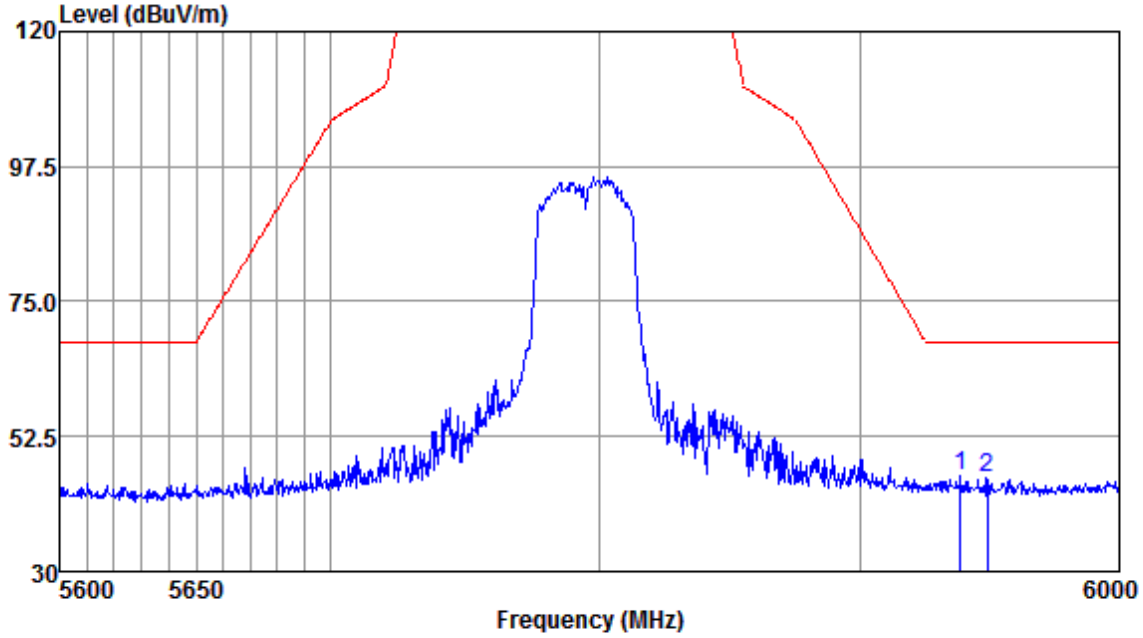

Antenna Polarity :VERTICAL

Freq	Read Level	Antenna Factor	Cable Loss	Preamp Factor	Emission Level	Limit Line	Over Limit	Remark
MHz	dBuv	dB/m	dB	dB	dBuv/m	dBuv/m	dB	
5938.23	47.09	32.19	5.32	38.51	46.09	68.20	-22.11	Peak
5948.48	46.49	32.19	5.32	38.51	45.49	68.20	-22.71	Peak

Note:Emission Level=Read Level+Antenna Factor+Cable loss-Preamp Factor

Mode:e; Polarization:Horizontal; Modulation:c; bandwidth:80MHz; Channel:Low

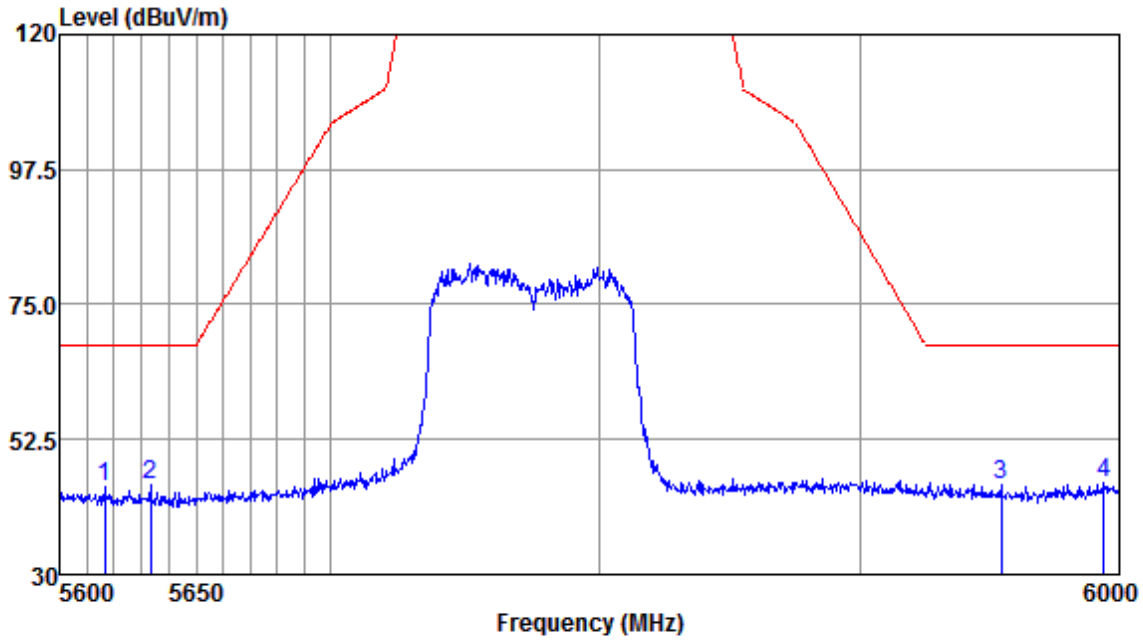

Antenna Polarity :HORIZONTAL

Freq	Read Level	Antenna Factor	Cable Loss	Preamp Factor	Emission Level	Limit Line	Over Limit	Remark
MHz	dBuv	dB/m	dB	dB	dBuv/m	dBuv/m	dB	
5616.64	46.10	32.12	5.06	38.58	44.70	68.20	-23.50	Peak
5633.33	46.15	32.13	5.16	38.57	44.87	68.20	-23.33	Peak
5954.23	46.05	32.19	5.29	38.51	45.02	68.20	-23.18	Peak
5993.79	46.27	32.20	5.22	38.50	45.19	68.20	-23.01	Peak

Note:Emission Level=Read Level+Antenna Factor+Cable loss-Preamp Factor

Mode:e; Polarization:Vertical; Modulation:c; bandwidth:80MHz; Channel:Low

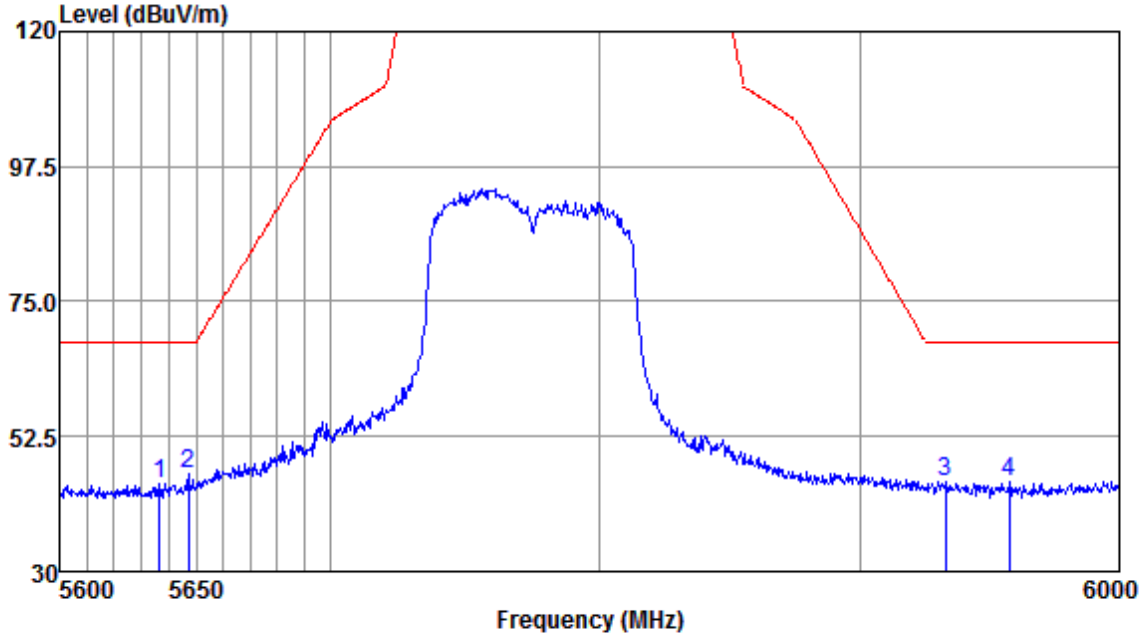

Antenna Polarity :VERTICAL

Freq	Read Level	Antenna Factor	Cable Loss	Preamp Factor	Emission Level	Limit Line	Over Limit	Remark
MHz	dBuv	dB/m	dB	dB	dBuv/m	dBuv/m	dB	
5636.44	46.01	32.13	5.16	38.57	44.73	68.20	-23.47	Peak
5647.34	47.44	32.13	5.11	38.57	46.11	68.20	-22.09	Peak
5932.49	46.19	32.19	5.22	38.51	45.09	68.20	-23.11	Peak
5957.10	46.09	32.19	5.29	38.51	45.06	68.20	-23.14	Peak

Note:Emission Level=Read Level+Antenna Factor+Cable loss-Preamp Factor

Mode:g; Polarization:Horizontal; Modulation:a; bandwidth:20MHz; Channel:Low

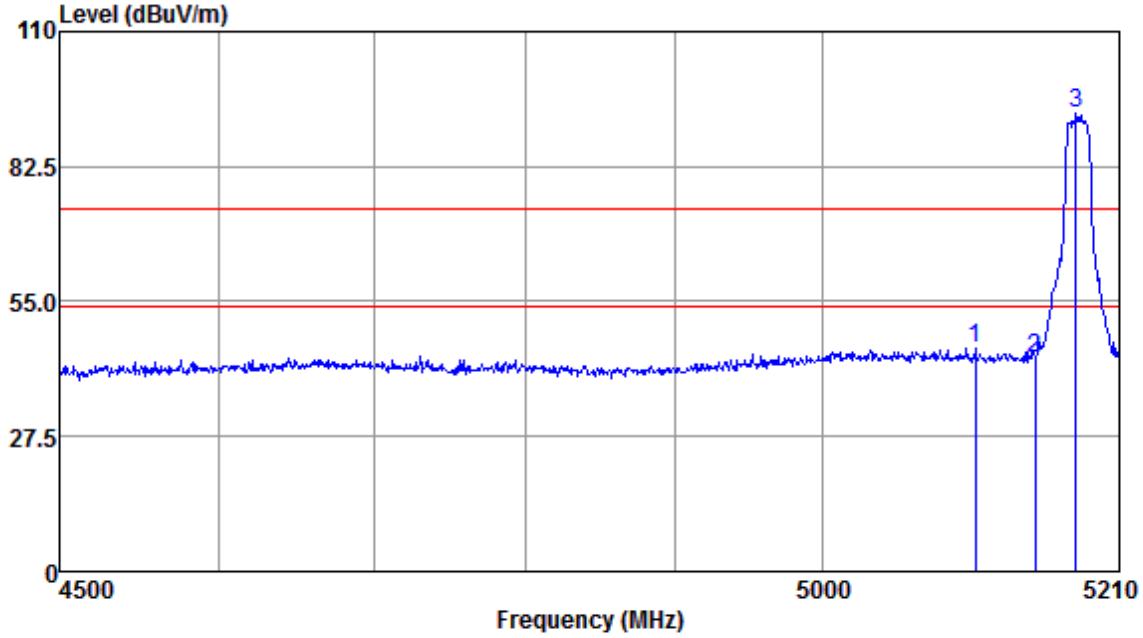

Antenna Polarity :HORIZONTAL

Freq	Read Level	Antenna Factor	Cable Loss	Preamp Factor	Emission Level	Limit Line	Over Limit	Remark
MHz	dBuv	dB/m	dB	dB	dBuv/m	dBuv/m	dB	
5107.22	47.67	31.55	5.12	38.83	45.51	74.00	-28.49	Peak
5150.00	45.58	31.61	5.06	38.81	43.44	74.00	-30.56	Peak
5178.80	95.61	31.65	5.00	38.79	93.47	74.00	19.47	Peak

Note:Emission Level=Read Level+Antenna Factor+Cable loss-Preamp Factor

Mode:g; Polarization:Vertical; Modulation:a; bandwidth:20MHz; Channel:Low

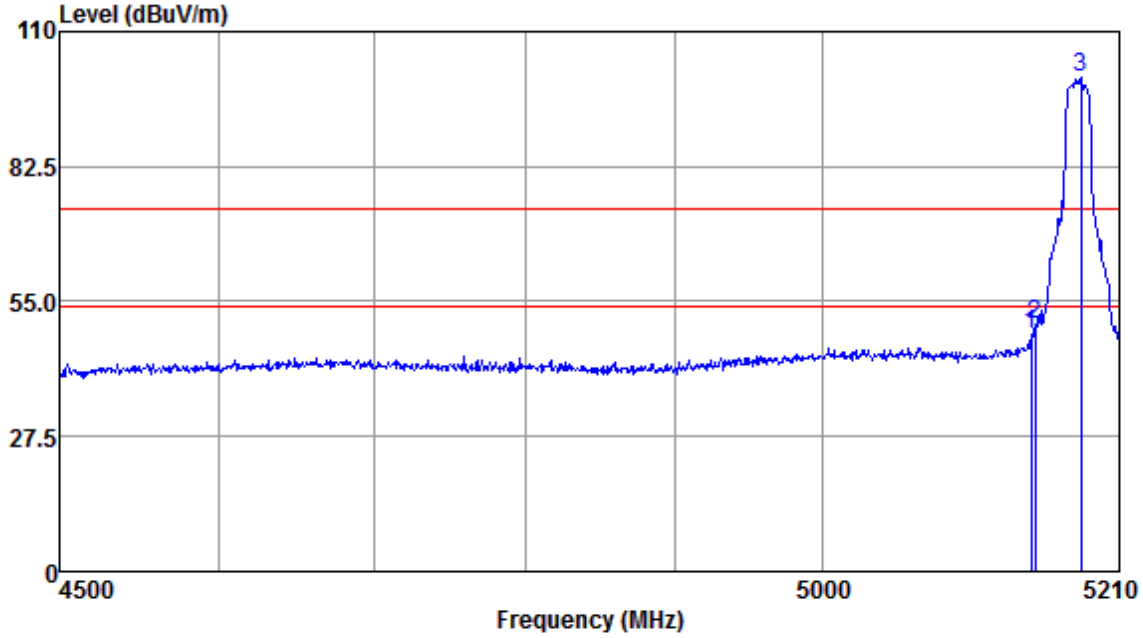

Antenna Polarity :VERTICAL

Freq	Read Level	Antenna Factor	Cable Loss	Preamp Factor	Emission Level	Limit Line	Over Limit	Remark
MHz	dBuv	dB/m	dB	dB	dBuv/m	dBuv/m	dB	
5147.03	50.62	31.61	5.06	38.81	48.48	74.00	-25.52	Peak
5150.00	52.61	31.61	5.06	38.81	50.47	74.00	-23.53	Peak
5182.59	102.78	31.65	5.00	38.79	100.64	74.00	26.64	Peak

Note:Emission Level=Read Level+Antenna Factor+Cable loss-Preamp Factor

Mode:g; Polarization:Horizontal; Modulation:n; bandwidth:20MHz; Channel:Low

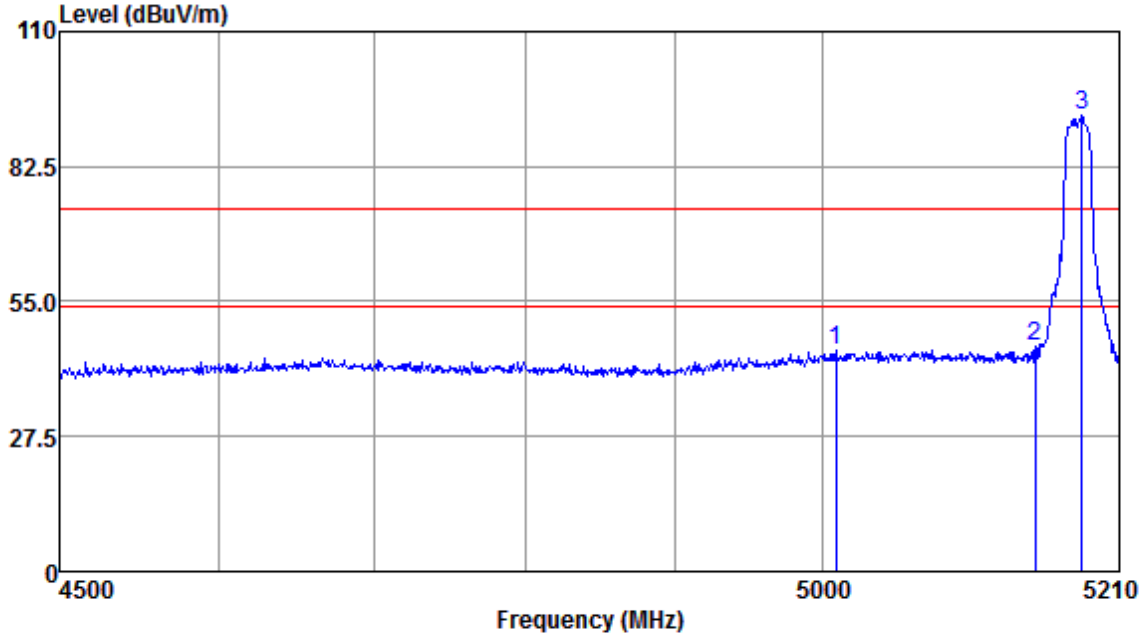

Antenna Polarity :HORIZONTAL

Freq	Read Level	Antenna Factor	Cable Loss	Preamp Factor	Emission Level	Limit Line	Over Limit	Remark
MHz	dBuv	dB/m	dB	dB	dBuv/m	dBuv/m	dB	
5010.14	46.21	31.42	6.25	38.89	44.99	74.00	-29.01	Peak
5150.00	47.84	31.61	5.06	38.81	45.70	74.00	-28.30	Peak
5183.35	95.14	31.65	5.00	38.79	93.00	74.00	19.00	Peak

Note:Emission Level=Read Level+Antenna Factor+Cable loss-Preamp Factor

Mode:g; Polarization:Vertical; Modulation:n; bandwidth:20MHz; Channel:Low

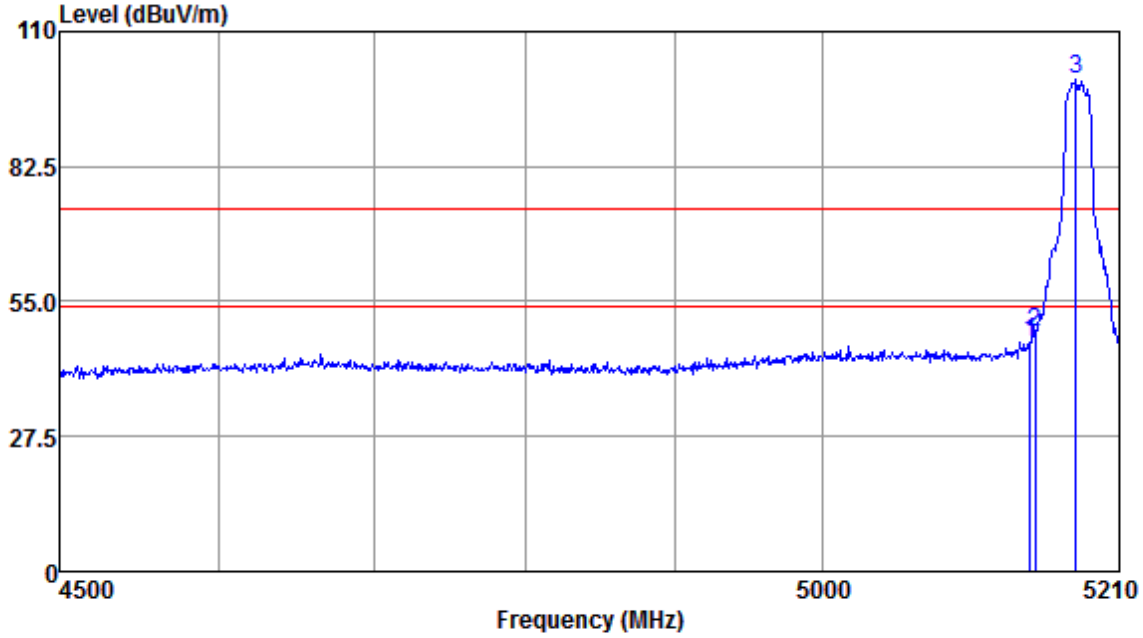

Antenna Polarity :VERTICAL

Freq	Read Level	Antenna Factor	Cable Loss	Preamp Factor	Emission Level	Limit Line	Over Limit	Remark
MHz	dBuv	dB/m	dB	dB	dBuv/m	dBuv/m	dB	
5146.28	48.95	31.61	5.06	38.81	46.81	74.00	-27.19	Peak
5150.00	50.81	31.61	5.06	38.81	48.67	74.00	-25.33	Peak
5178.80	102.31	31.65	5.00	38.79	100.17	74.00	26.17	Peak

Note:Emission Level=Read Level+Antenna Factor+Cable loss-Preamp Factor

Mode:g; Polarization:Horizontal; Modulation:n; bandwidth:40MHz; Channel:Low

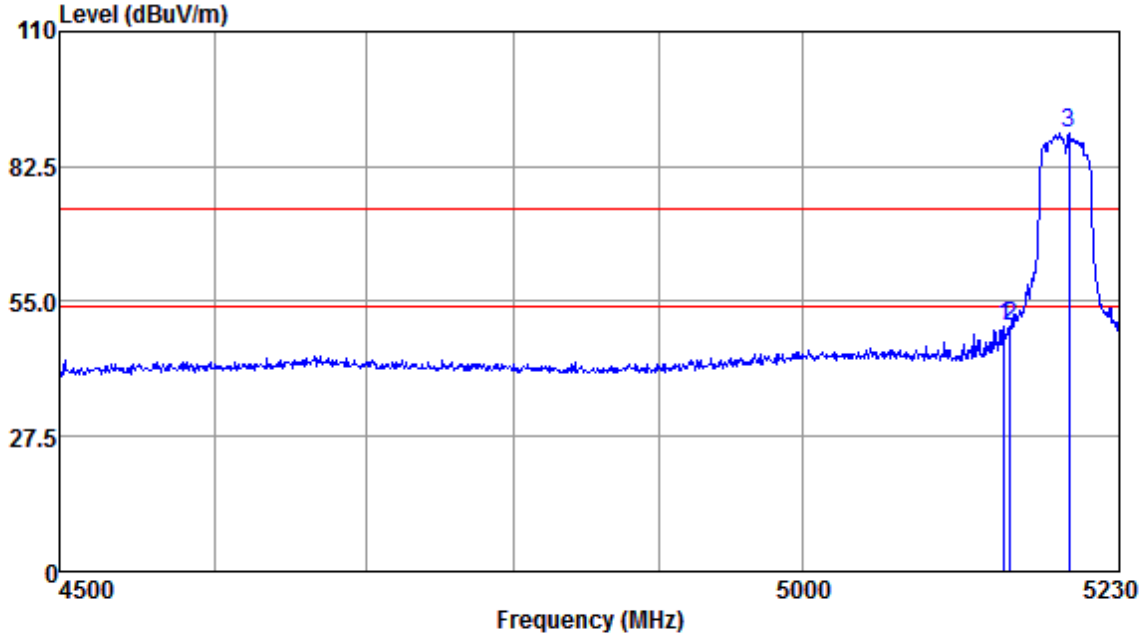

Antenna Polarity :HORIZONTAL

Freq	Read Level	Antenna Factor	Cable Loss	Preamp Factor	Emission Level	Limit Line	Over Limit	Remark
MHz	dBuv	dB/m	dB	dB	dBuv/m	dBuv/m	dB	
5145.00	52.01	31.61	5.06	38.81	49.87	74.00	-24.13	Peak
5150.00	52.04	31.61	5.06	38.81	49.90	74.00	-24.10	Peak
5193.18	91.63	31.68	4.96	38.78	89.49	74.00	15.49	Peak

Note:Emission Level=Read Level+Antenna Factor+Cable loss-Preamp Factor

Mode:g; Polarization:Vertical; Modulation:n; bandwidth:40MHz; Channel:Low

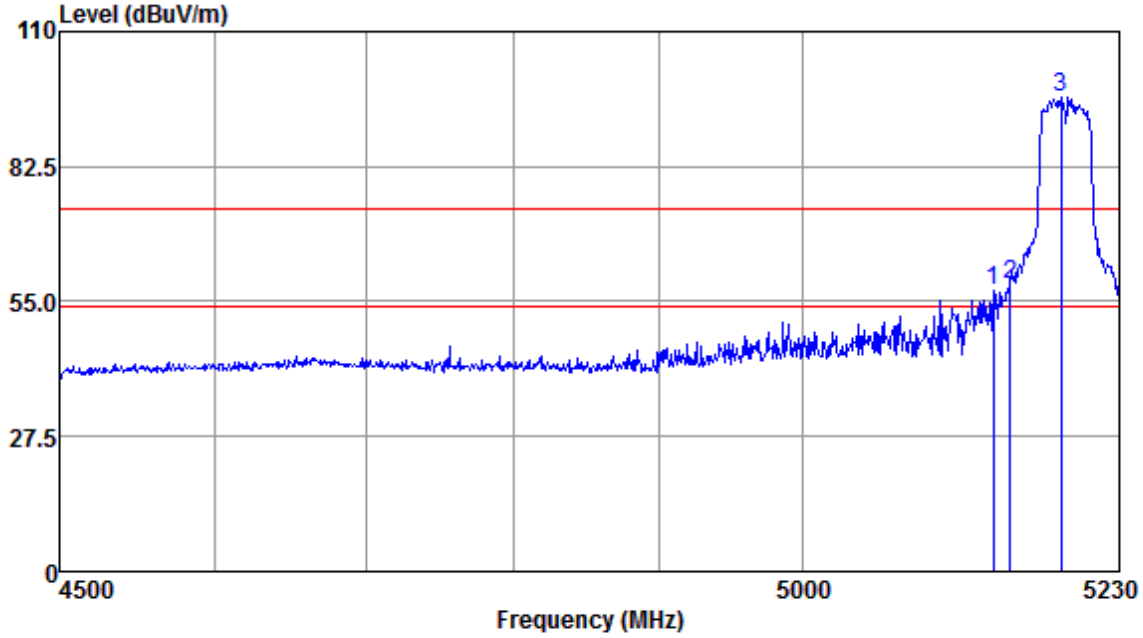

Antenna Polarity :VERTICAL

Freq	Read Level	Antenna Factor	Cable Loss	Preamp Factor	Emission Level	Limit Line	Over Limit	Remark
MHz	dBuv	dB/m	dB	dB	dBuv/m	dBuv/m	dB	
5137.27	59.51	31.59	5.08	38.82	57.36	74.00	-16.64	Peak
5150.00	60.63	31.61	5.06	38.81	58.49	74.00	-15.51	Peak
5186.94	98.88	31.68	5.00	38.79	96.77	74.00	22.77	Peak

Note:Emission Level=Read Level+Antenna Factor+Cable loss-Preamp Factor

Mode:g; Polarization:Vertical; Modulation:n; bandwidth:40MHz; Channel:Low

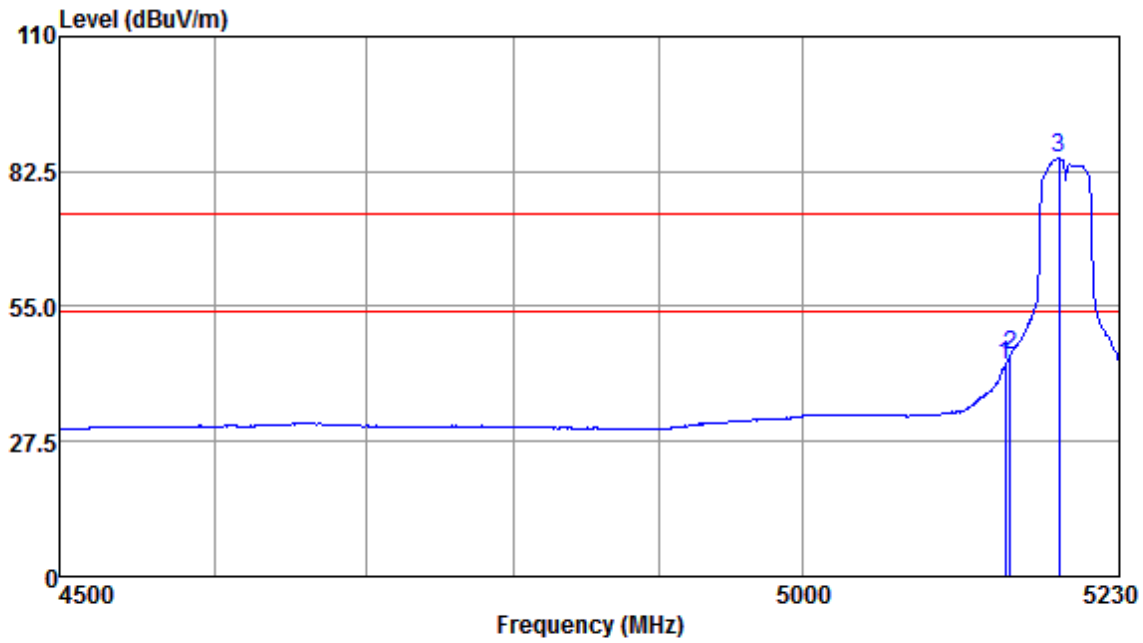

Antenna Polarity :VERTICAL

Freq	Read Level	Antenna Factor	Cable Loss	Preamp Factor	Emission Level	Limit Line	Over Limit	Remark
MHz	dBuv	dB/m	dB	dB	dBuv/m	dBuv/m	dB	
5145.77	45.06	31.61	5.06	38.81	42.92	54.00	-11.08	Average
5150.00	47.03	31.61	5.06	38.81	44.89	54.00	-9.11	Average
5185.38	87.28	31.65	5.00	38.79	85.14	54.00	31.14	Average

Note:Emission Level=Read Level+Antenna Factor+Cable loss-Preamp Factor

Mode:g; Polarization:Horizontal; Modulation:c; bandwidth:20MHz; Channel:Low

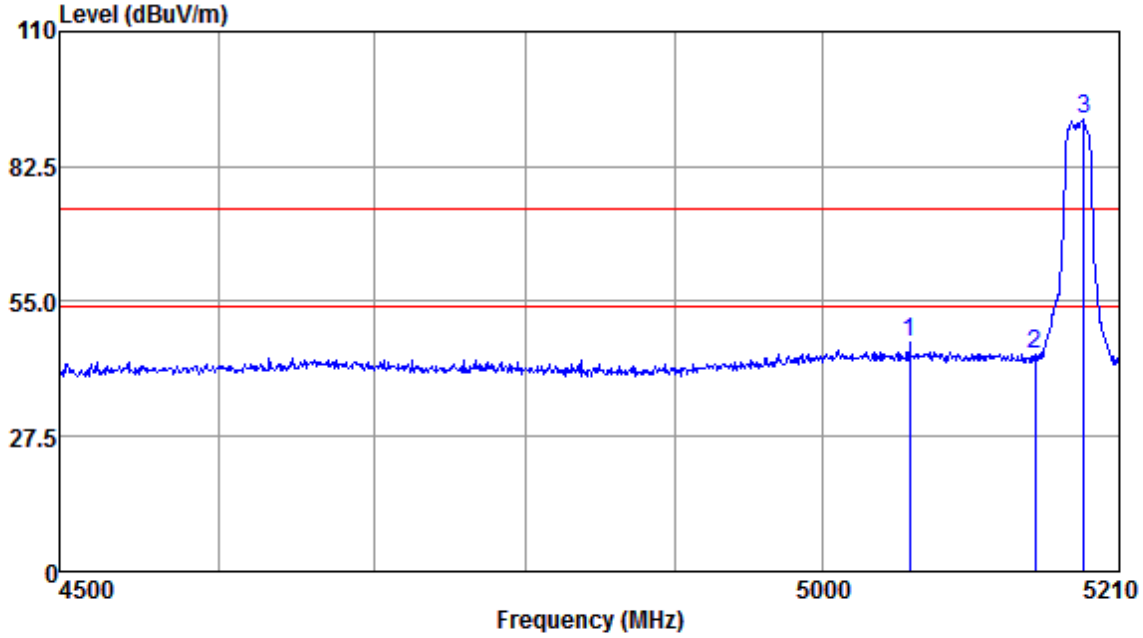

Antenna Polarity :HORIZONTAL

Freq	Read Level	Antenna Factor	Cable Loss	Preamp Factor	Emission Level	Limit Line	Over Limit	Remark
MHz	dBuv	dB/m	dB	dB	dBuv/m	dBuv/m	dB	
5061.04	48.05	31.48	5.83	38.86	46.50	74.00	-27.50	Peak
5150.00	46.39	31.61	5.06	38.81	44.25	74.00	-29.75	Peak
5184.87	94.27	31.65	5.00	38.79	92.13	74.00	18.13	Peak

Note:Emission Level=Read Level+Antenna Factor+Cable loss-Preamp Factor

Mode:g; Polarization:Vertical; Modulation:c; bandwidth:20MHz; Channel:Low

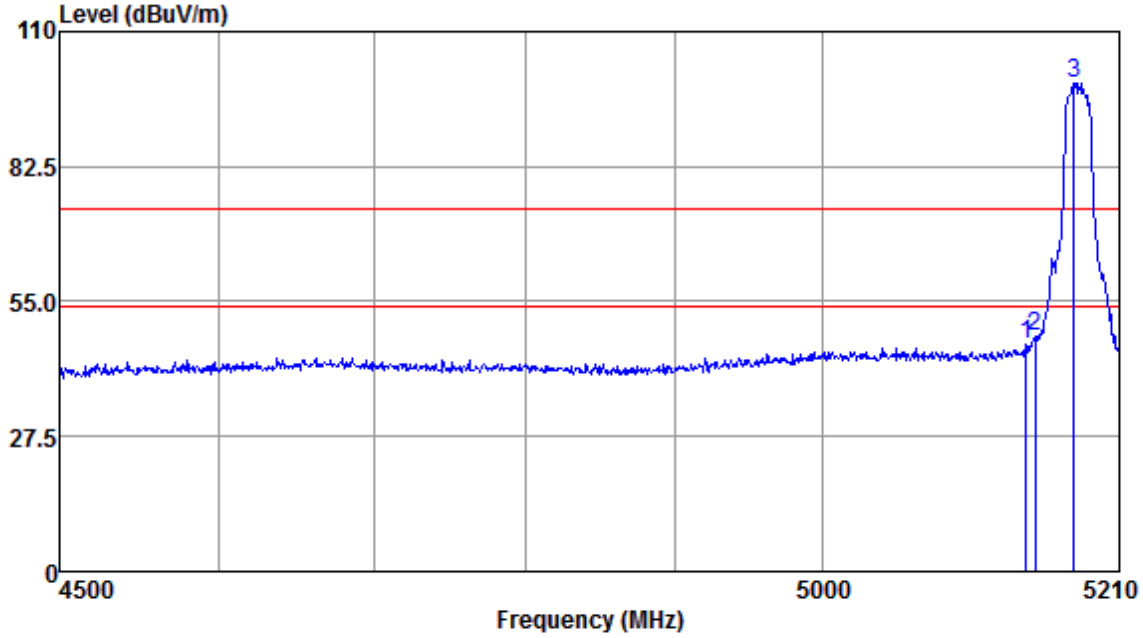

Antenna Polarity :VERTICAL

Freq	Read Level	Antenna Factor	Cable Loss	Preamp Factor	Emission Level	Limit Line	Over Limit	Remark
MHz	dBuv	dB/m	dB	dB	dBuv/m	dBuv/m	dB	
5143.26	48.43	31.61	5.06	38.81	46.29	74.00	-27.71	Peak
5150.00	49.89	31.61	5.06	38.81	47.75	74.00	-26.25	Peak
5177.28	101.61	31.65	5.00	38.79	99.47	74.00	25.47	Peak

Note:Emission Level=Read Level+Antenna Factor+Cable loss-Preamp Factor

Mode:g; Polarization:Horizontal; Modulation:c; bandwidth:40MHz; Channel:Low

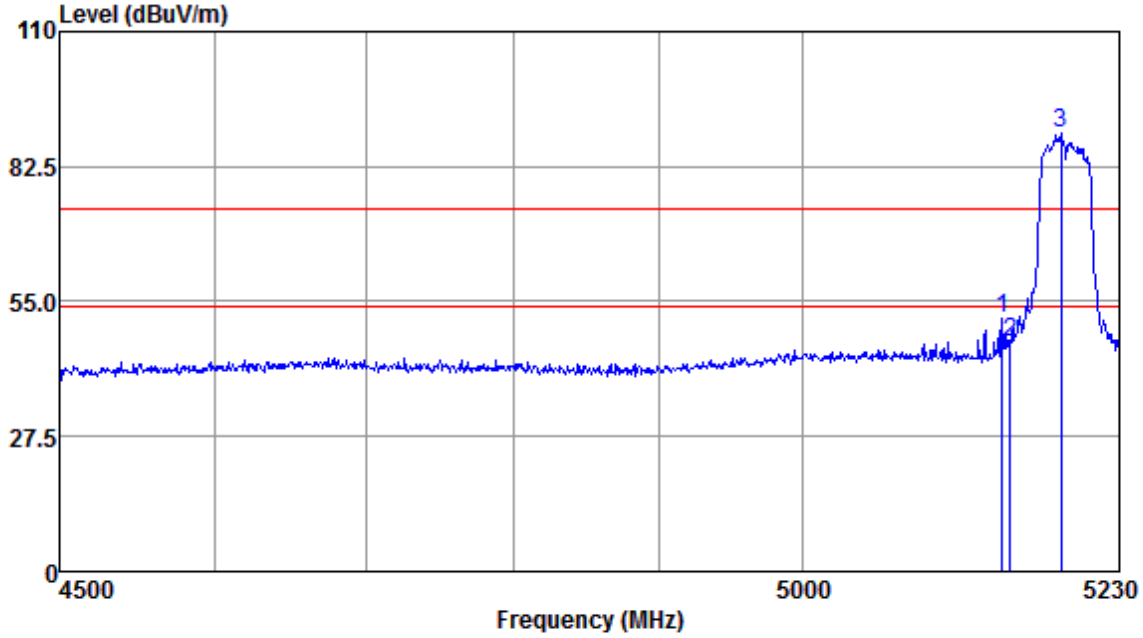

Antenna Polarity :HORIZONTAL

Freq	Read Level	Antenna Factor	Cable Loss	Preamp Factor	Emission Level	Limit Line	Over Limit	Remark
MHz	dBuv	dB/m	dB	dB	dBuv/m	dBuv/m	dB	
5144.22	53.64	31.61	5.06	38.81	51.50	74.00	-22.50	Peak
5150.00	48.92	31.61	5.06	38.81	46.78	74.00	-27.22	Peak
5186.94	91.28	31.68	5.00	38.79	89.17	74.00	15.17	Peak

Note:Emission Level=Read Level+Antenna Factor+Cable loss-Preamp Factor

Mode:g; Polarization:Vertical; Modulation:c; bandwidth:40MHz; Channel:Low

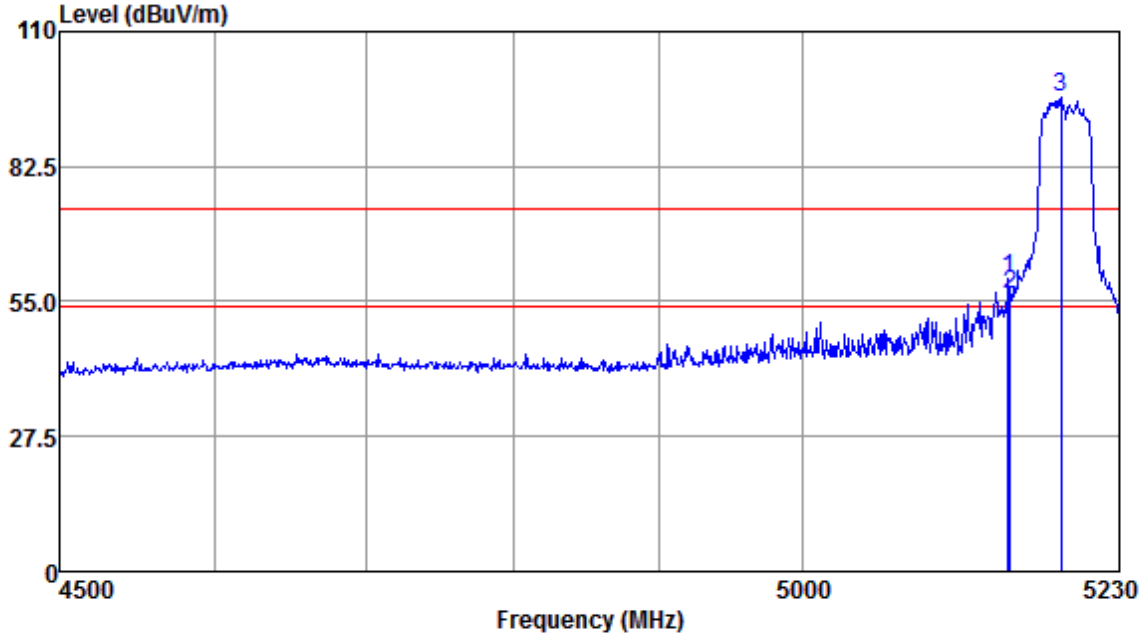

Antenna Polarity :VERTICAL

Freq	Read Level	Antenna Factor	Cable Loss	Preamp Factor	Emission Level	Limit Line	Over Limit	Remark
MHz	dBuv	dB/m	dB	dB	dBuv/m	dBuv/m	dB	
5148.09	61.92	31.61	5.06	38.81	59.78	74.00	-14.22	Peak
5150.00	58.47	31.61	5.06	38.81	56.33	74.00	-17.67	Peak
5186.94	98.65	31.68	5.00	38.79	96.54	74.00	22.54	Peak

Note:Emission Level=Read Level+Antenna Factor+Cable loss-Preamp Factor

Mode:g; Polarization:Vertical; Modulation:c; bandwidth:40MHz; Channel:Low

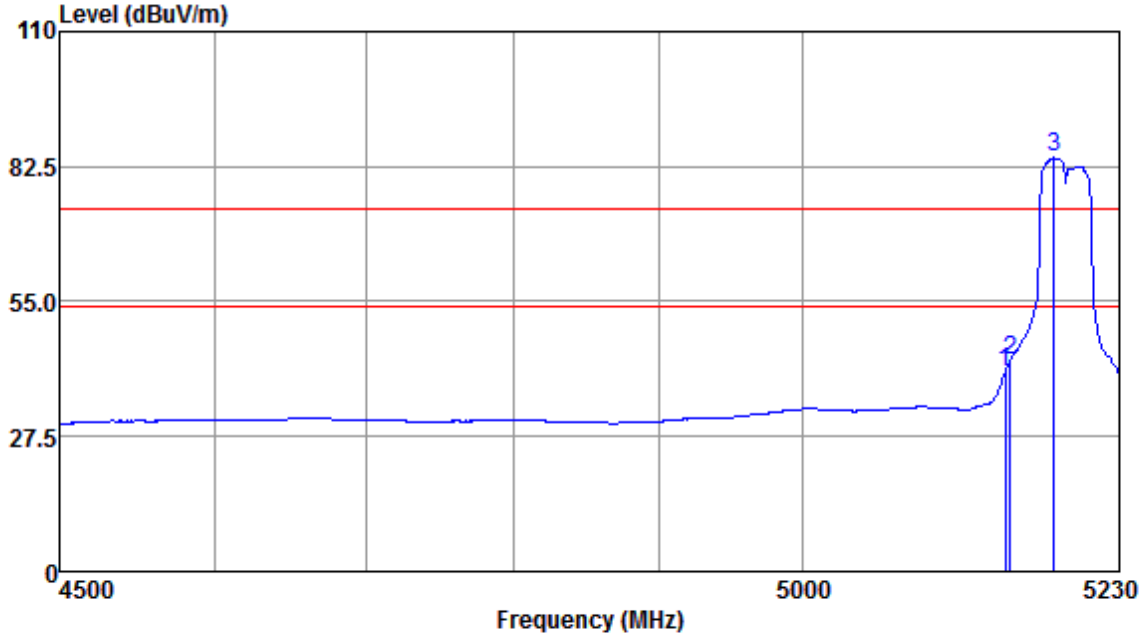

Antenna Polarity :VERTICAL

Freq	Read Level	Antenna Factor	Cable Loss	Preamp Factor	Emission Level	Limit Line	Over Limit	Remark
MHz	dBuv	dB/m	dB	dB	dBuv/m	dBuv/m	dB	
5145.77	42.63	31.61	5.06	38.81	40.49	54.00	-13.51	Average
5150.00	44.99	31.61	5.06	38.81	42.85	54.00	-11.15	Average
5181.48	86.37	31.65	5.00	38.79	84.23	54.00	30.23	Average

Note:Emission Level=Read Level+Antenna Factor+Cable loss-Preamp Factor

Mode:g; Polarization:Horizontal; Modulation:c; bandwidth:80MHz; Channel:Low

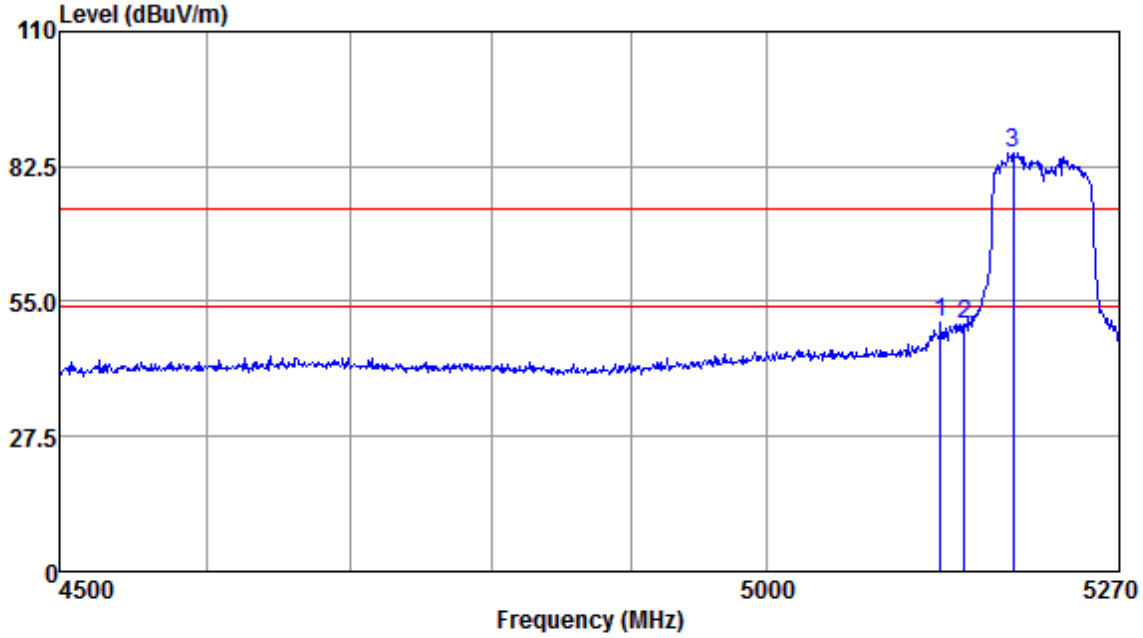

Antenna Polarity :HORIZONTAL

Freq	Read Level	Antenna Factor	Cable Loss	Preamp Factor	Emission Level	Limit Line	Over Limit	Remark
MHz	dBuv	dB/m	dB	dB	dBuv/m	dBuv/m	dB	
5131.18	52.82	31.59	5.08	38.82	50.67	74.00	-23.33	Peak
5150.00	52.44	31.61	5.06	38.81	50.30	74.00	-23.70	Peak
5187.41	87.47	31.68	4.96	38.79	85.32	74.00	11.32	Peak

Note:Emission Level=Read Level+Antenna Factor+Cable loss-Preamp Factor

Mode:g; Polarization:Vertical; Modulation:c; bandwidth:80MHz; Channel:Low

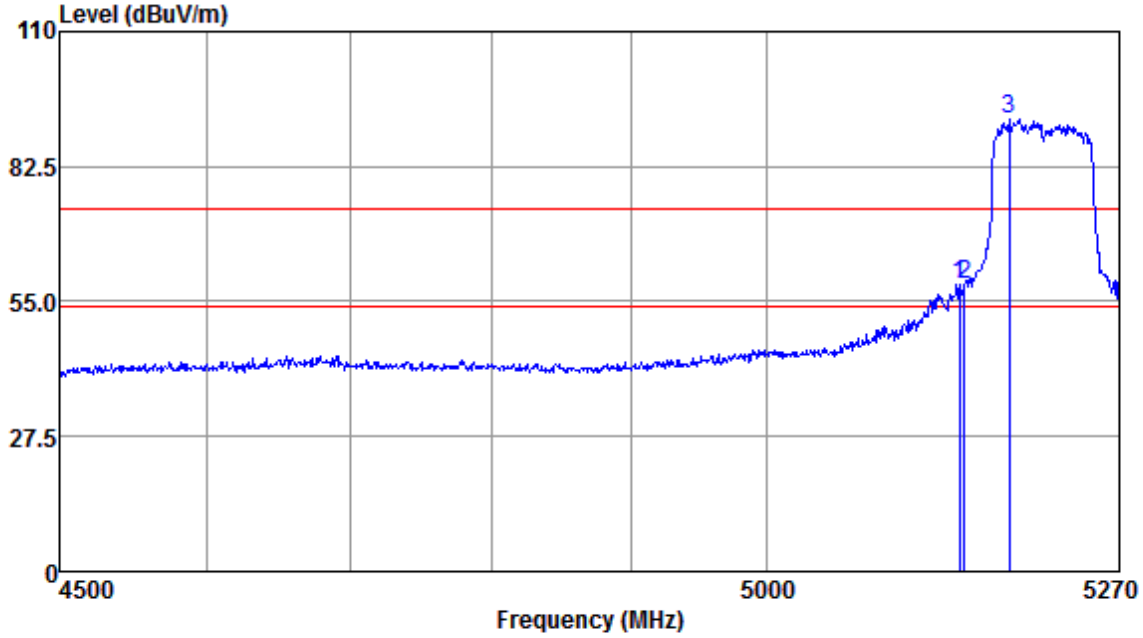

Antenna Polarity :VERTICAL

Freq	Read Level	Antenna Factor	Cable Loss	Preamp Factor	Emission Level	Limit Line	Over Limit	Remark
MHz	dBuv	dB/m	dB	dB	dBuv/m	dBuv/m	dB	
5145.79	60.70	31.61	5.06	38.81	58.56	74.00	-15.44	Peak
5150.00	60.45	31.61	5.06	38.81	58.31	74.00	-15.69	Peak
5184.14	94.18	31.65	5.00	38.79	92.04	74.00	18.04	Peak

Note:Emission Level=Read Level+Antenna Factor+Cable loss-Preamp Factor

Mode:g; Polarization:Vertical; Modulation:c; bandwidth:80MHz; Channel:Low

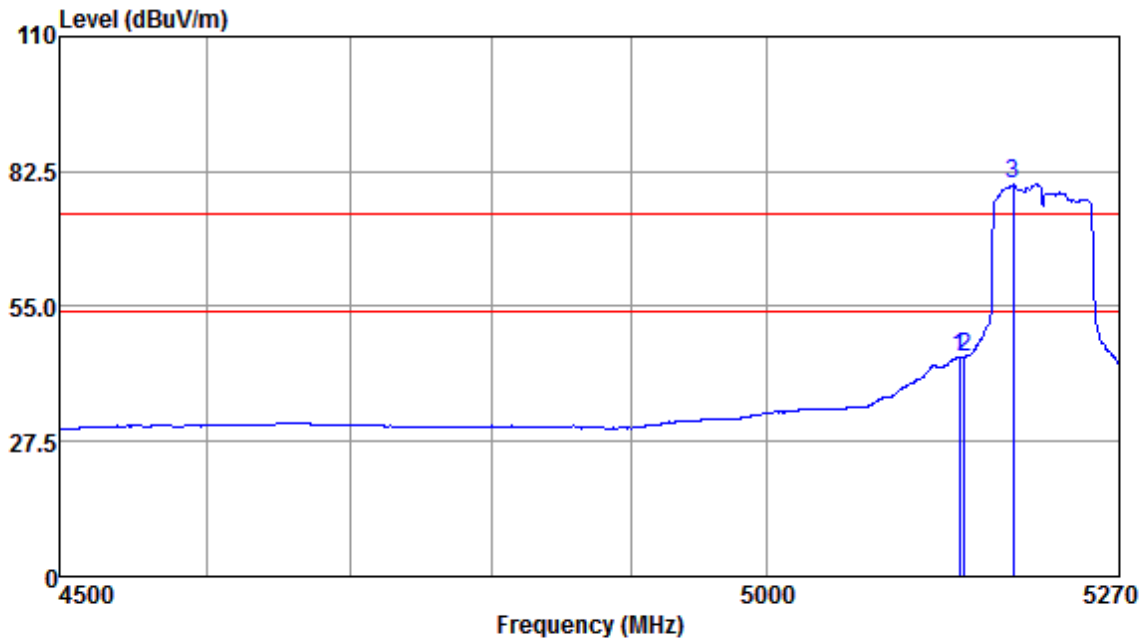

Antenna Polarity :VERTICAL

Freq	Read Level	Antenna Factor	Cable Loss	Preamp Factor	Emission Level	Limit Line	Over Limit	Remark
MHz	dBuv	dB/m	dB	dB	dBuv/m	dBuv/m	dB	
5145.79	46.96	31.61	5.06	38.81	44.82	54.00	-9.18	Average
5150.00	46.71	31.61	5.06	38.81	44.57	54.00	-9.43	Average
5187.41	81.99	31.68	4.96	38.79	79.84	54.00	25.84	Average

Note:Emission Level=Read Level+Antenna Factor+Cable loss-Preamp Factor

Mode:h; Polarization:Horizontal; Modulation:a; bandwidth:20MHz; Channel:High

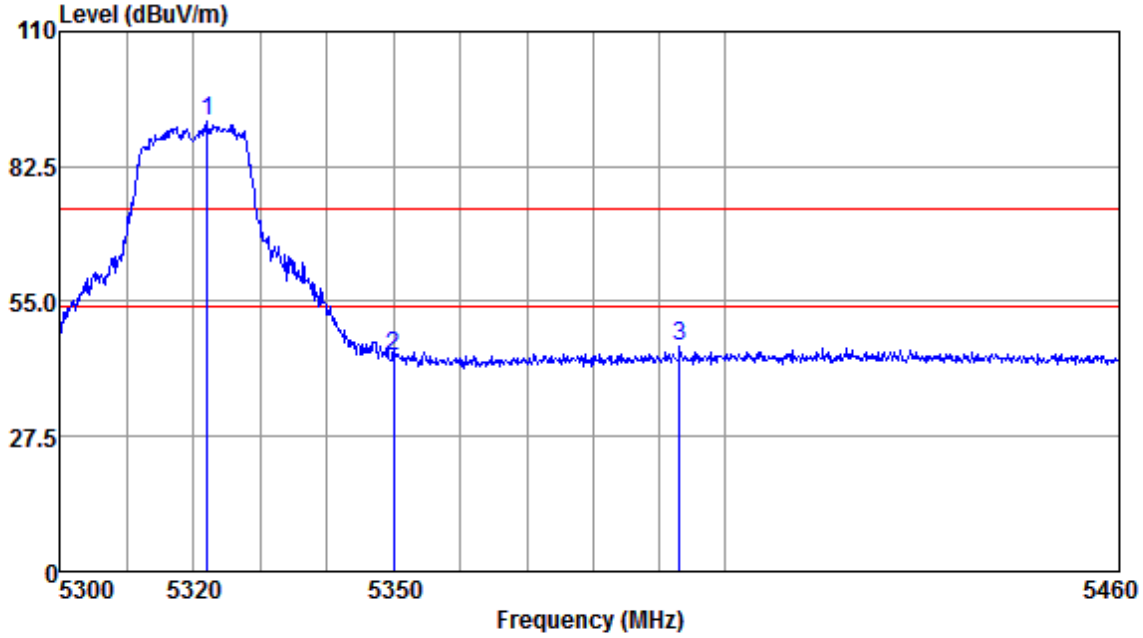

Antenna Polarity :HORIZONTAL

Freq	Read Level	Antenna Factor	Cable Loss	Preamp Factor	Emission Level	Limit Line	Over Limit	Remark
MHz	dBuv	dB/m	dB	dB	dBuv/m	dBuv/m	dB	
5322.12	94.05	31.85	4.58	38.71	91.77	74.00	17.77	Peak
5350.00	45.86	31.89	4.66	38.69	43.72	74.00	-30.28	Peak
5393.02	47.80	31.95	4.76	38.67	45.84	74.00	-28.16	Peak

Note:Emission Level=Read Level+Antenna Factor+Cable loss-Preamp Factor

Mode:h; Polarization:Vertical; Modulation:a; bandwidth:20MHz; Channel:High

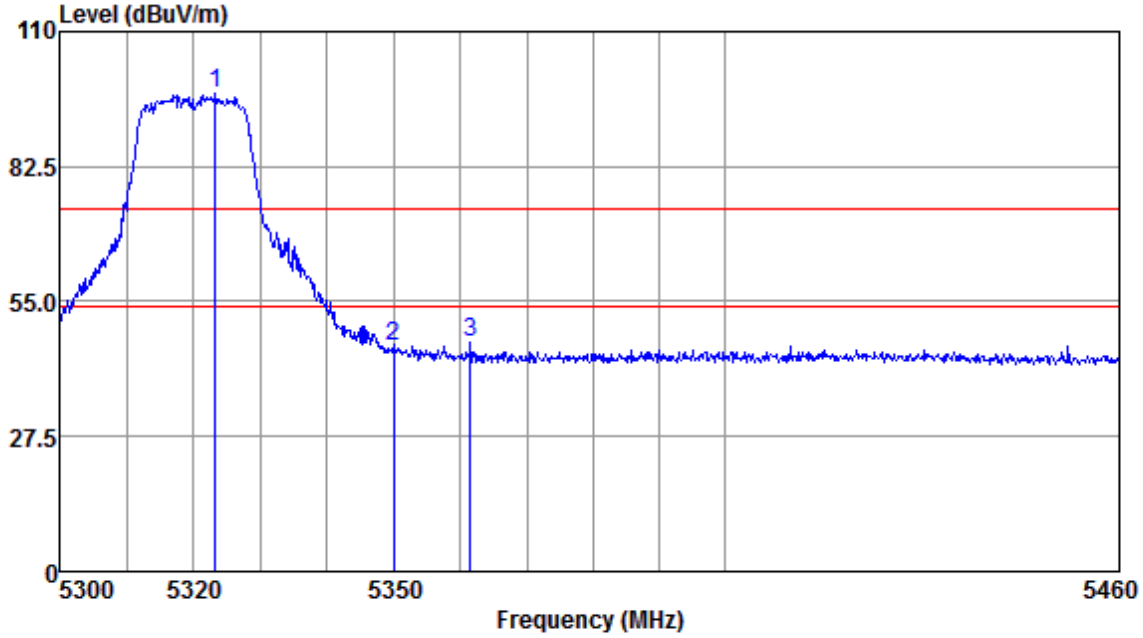

Antenna Polarity :VERTICAL

Freq	Read Level	Antenna Factor	Cable Loss	Preamp Factor	Emission Level	Limit Line	Over Limit	Remark
MHz	dBuv	dB/m	dB	dB	dBuv/m	dBuv/m	dB	
5323.22	99.63	31.85	4.58	38.71	97.35	74.00	23.35	Peak
5350.00	48.08	31.89	4.66	38.69	45.94	74.00	-28.06	Peak
5361.52	48.55	31.91	4.71	38.68	46.49	74.00	-27.51	Peak

Note:Emission Level=Read Level+Antenna Factor+Cable loss-Preamp Factor

Mode:h; Polarization:Horizontal; Modulation:n; bandwidth:20MHz; Channel:High

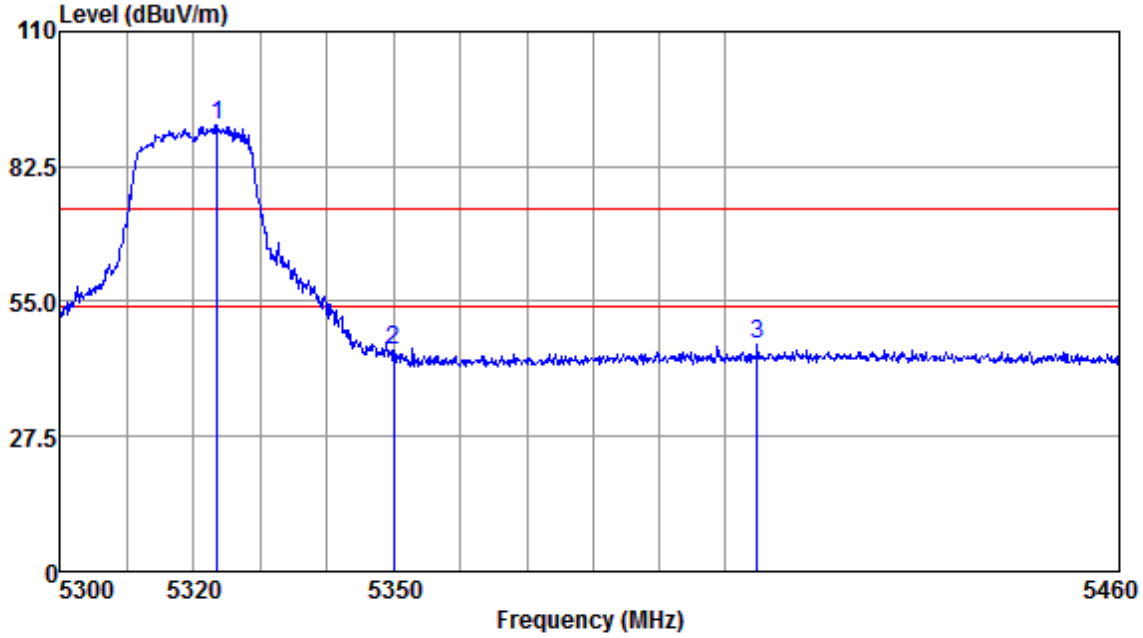

Antenna Polarity :HORIZONTAL

Freq	Read Level	Antenna Factor	Cable Loss	Preamp Factor	Emission Level	Limit Line	Over Limit	Remark
MHz	dBuv	dB/m	dB	dB	dBuv/m	dBuv/m	dB	
5323.54	93.32	31.87	4.58	38.71	91.06	74.00	17.06	Peak
5350.00	47.35	31.89	4.66	38.69	45.21	74.00	-28.79	Peak
5404.74	48.29	31.97	4.76	38.66	46.36	74.00	-27.64	Peak

Note:Emission Level=Read Level+Antenna Factor+Cable loss-Preamp Factor

Mode:h; Polarization:Vertical; Modulation:n; bandwidth:20MHz; Channel:High

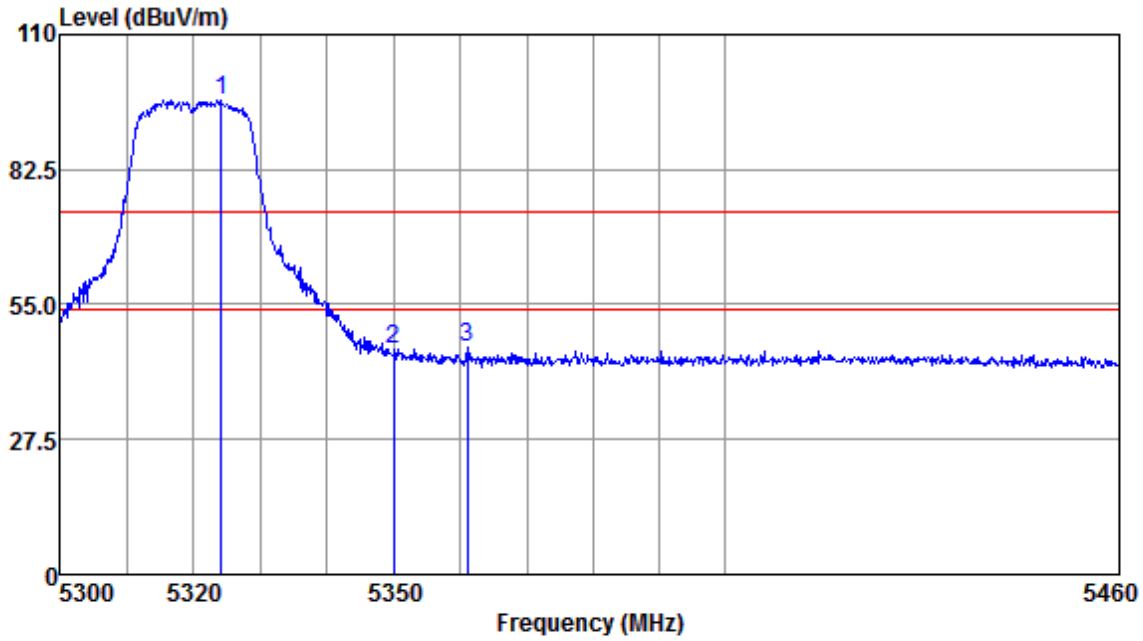

Antenna Polarity :VERTICAL

Freq	Read Level	Antenna Factor	Cable Loss	Preamp Factor	Emission Level	Limit Line	Over Limit	Remark
MHz	dBuv	dB/m	dB	dB	dBuv/m	dBuv/m	dB	
5324.17	98.88	31.87	4.58	38.71	96.62	74.00	22.62	Peak
5350.00	48.17	31.89	4.66	38.69	46.03	74.00	-27.97	Peak
5361.04	48.16	31.91	4.71	38.68	46.10	74.00	-27.90	Peak

Note:Emission Level=Read Level+Antenna Factor+Cable loss-Preamp Factor

Mode:h; Polarization:Horizontal; Modulation:n; bandwidth:40MHz; Channel:High

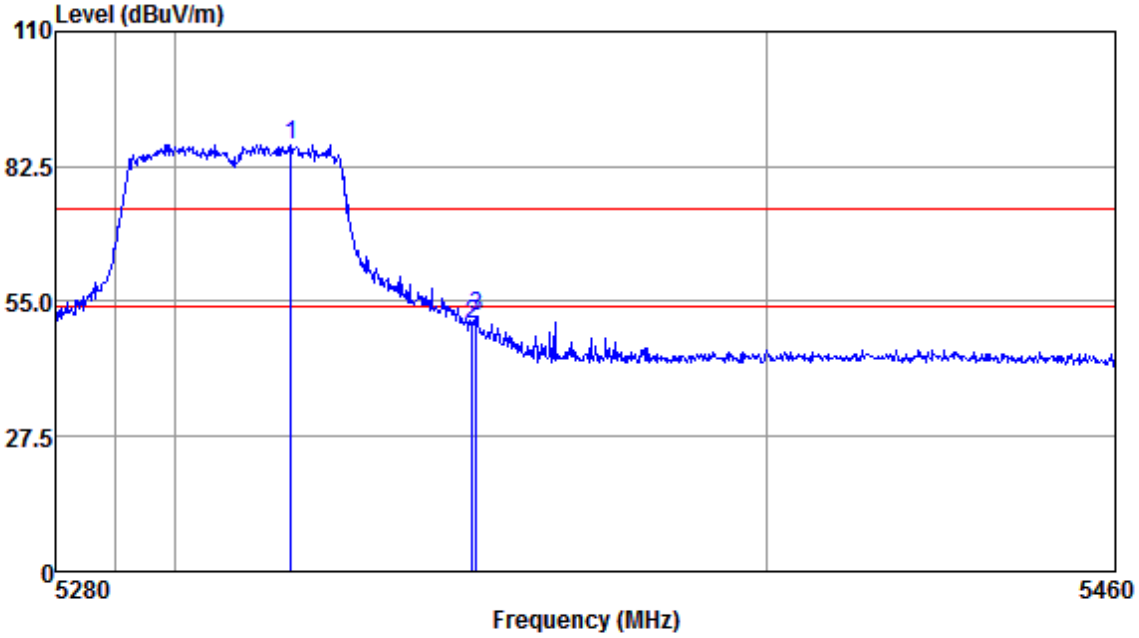

Antenna Polarity :HORIZONTAL

Freq	Read Level	Antenna Factor	Cable Loss	Preamp Factor	Emission Level	Limit Line	Over Limit	Remark
MHz	dBuv	dB/m	dB	dB	dBuv/m	dBuv/m	dB	
5319.44	89.34	31.85	4.58	38.71	87.06	74.00	13.06	Peak
5350.00	52.54	31.89	4.66	38.69	50.40	74.00	-23.60	Peak
5350.74	54.02	31.89	4.66	38.69	51.88	74.00	-22.12	Peak

Note:Emission Level=Read Level+Antenna Factor+Cable loss-Preamp Factor

Mode:h; Polarization:Vertical; Modulation:n; bandwidth:40MHz; Channel:High

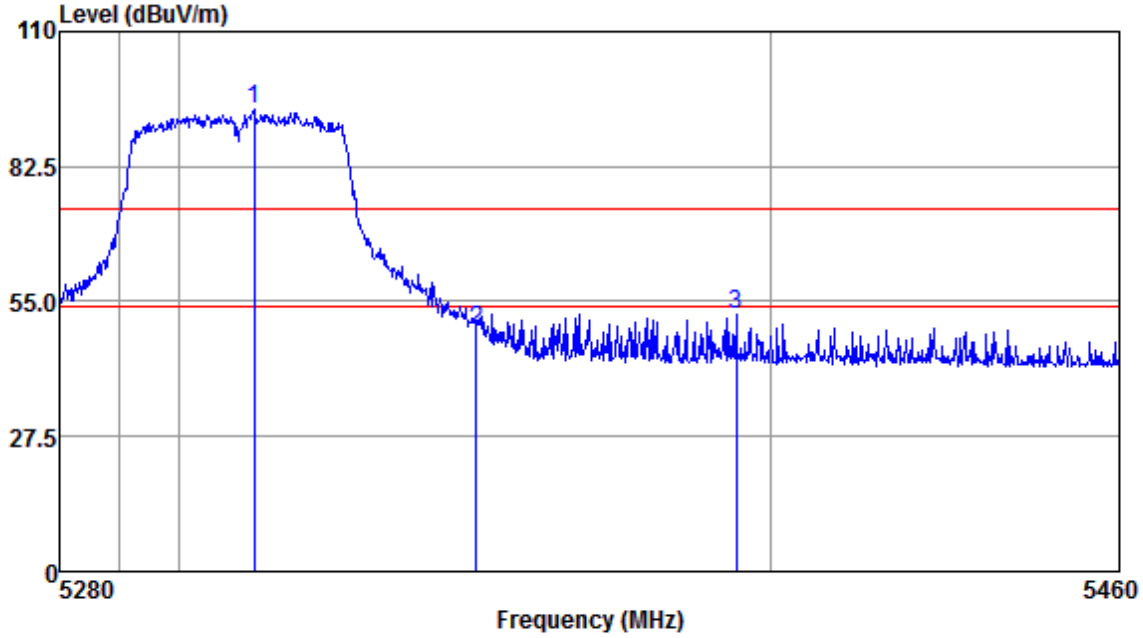

Antenna Polarity :VERTICAL

Freq	Read Level	Antenna Factor	Cable Loss	Preamp Factor	Emission Level	Limit Line	Over Limit	Remark
MHz	dBuv	dB/m	dB	dB	dBuv/m	dBuv/m	dB	
5312.67	96.47	31.85	4.58	38.71	94.19	74.00	20.19	Peak
5350.00	51.42	31.89	4.66	38.69	49.28	74.00	-24.72	Peak
5394.32	54.48	31.95	4.76	38.67	52.52	74.00	-21.48	Peak

Note:Emission Level=Read Level+Antenna Factor+Cable loss-Preamp Factor

Mode:h; Polarization:Horizontal; Modulation:c; bandwidth:20MHz; Channel:High

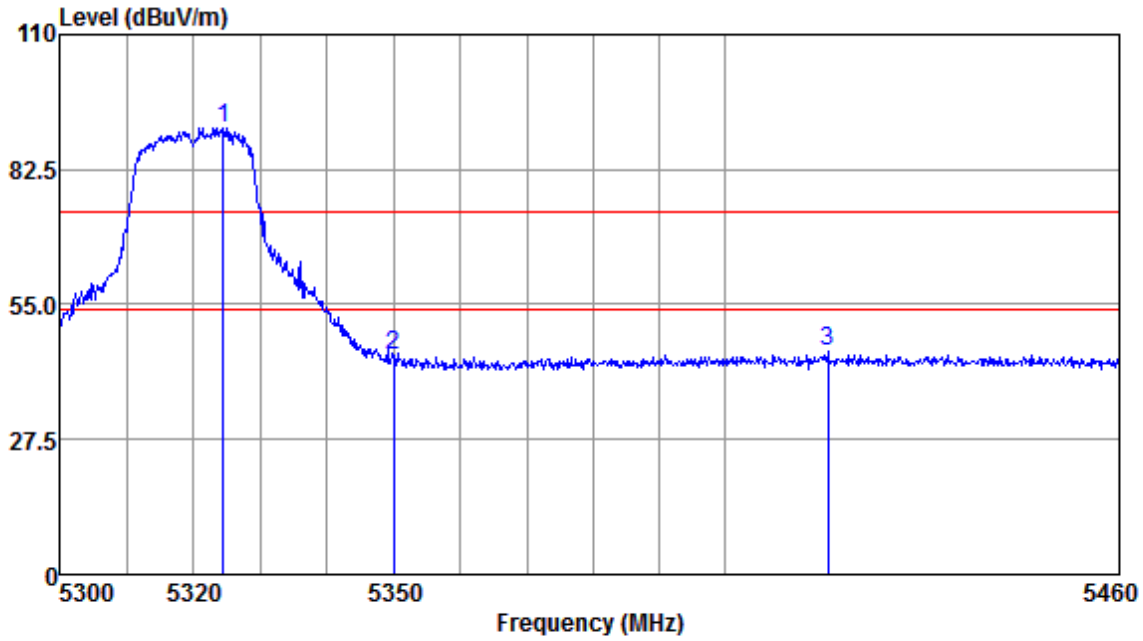

Antenna Polarity :HORIZONTAL

Freq	Read Level	Antenna Factor	Cable Loss	Preamp Factor	Emission Level	Limit Line	Over Limit	Remark
MHz	dBuv	dB/m	dB	dB	dBuv/m	dBuv/m	dB	
5324.49	93.26	31.87	4.58	38.71	91.00	74.00	17.00	Peak
5350.00	46.74	31.89	4.66	38.69	44.60	74.00	-29.40	Peak
5415.52	47.25	31.97	4.79	38.65	45.36	74.00	-28.64	Peak

Note:Emission Level=Read Level+Antenna Factor+Cable loss-Preamp Factor

Mode:h; Polarization:Vertical; Modulation:c; bandwidth:20MHz; Channel:High

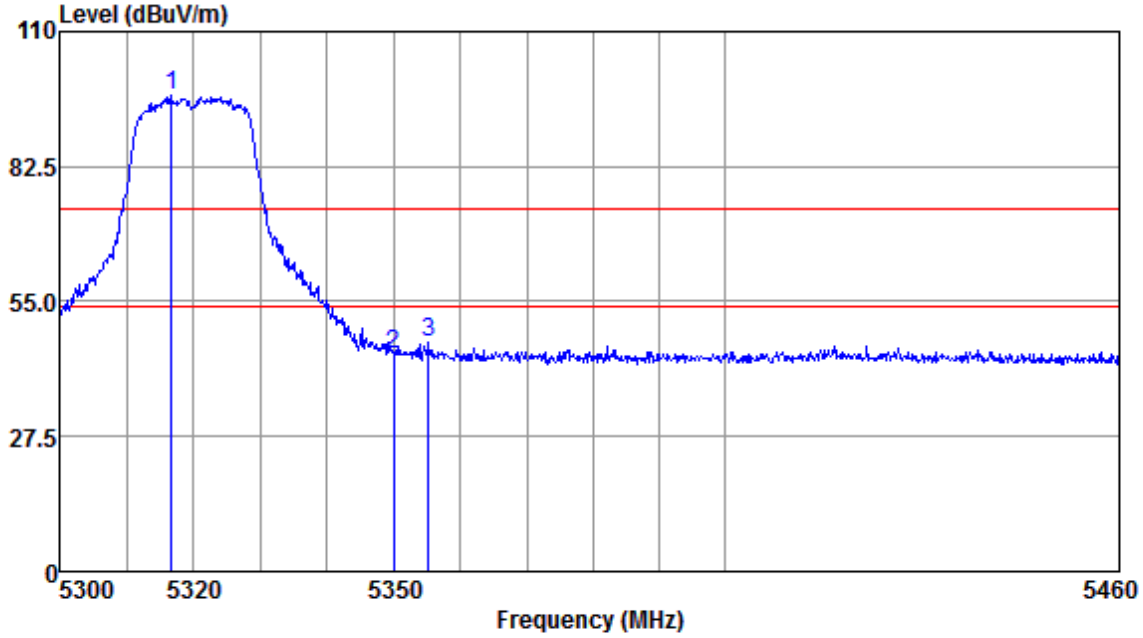

Antenna Polarity :VERTICAL

Freq	Read Level	Antenna Factor	Cable Loss	Preamp Factor	Emission Level	Limit Line	Over Limit	Remark
MHz	dBuv	dB/m	dB	dB	dBuv/m	dBuv/m	dB	
5316.74	99.12	31.85	4.58	38.71	96.84	74.00	22.84	Peak
5350.00	46.50	31.89	4.66	38.69	44.36	74.00	-29.64	Peak
5355.14	48.61	31.91	4.66	38.69	46.49	74.00	-27.51	Peak

Note:Emission Level=Read Level+Antenna Factor+Cable loss-Preamp Factor

Mode:h; Polarization:Horizontal; Modulation:c; bandwidth:40MHz; Channel:High

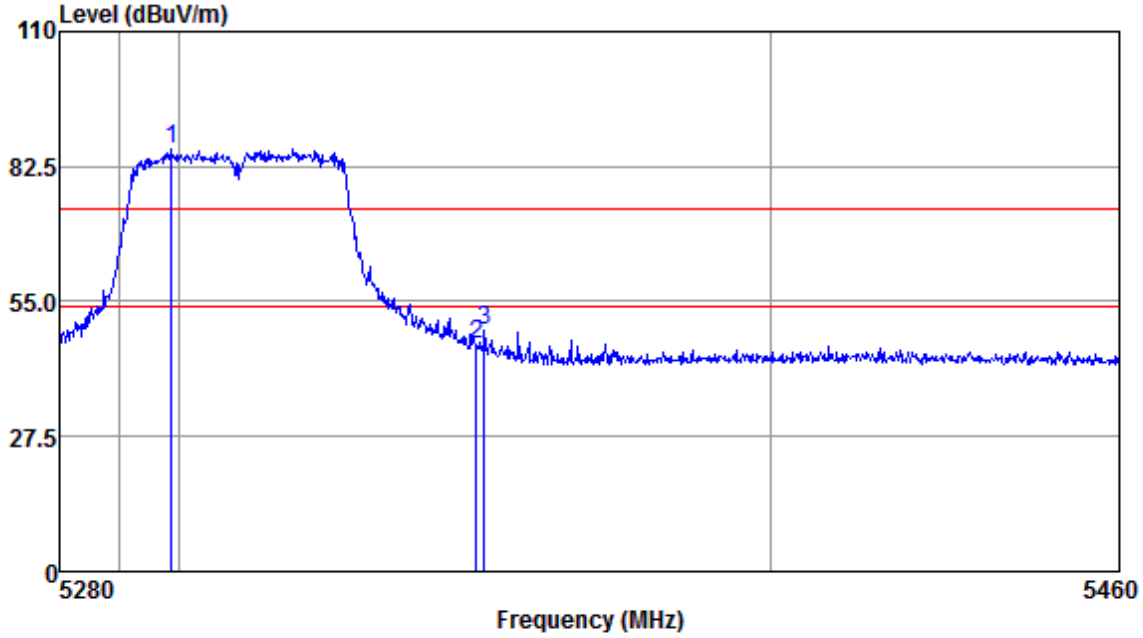

Antenna Polarity :HORIZONTAL

Freq	Read Level	Antenna Factor	Cable Loss	Preamp Factor	Emission Level	Limit Line	Over Limit	Remark
MHz	dBuv	dB/m	dB	dB	dBuv/m	dBuv/m	dB	
5298.80	88.36	31.82	4.58	38.72	86.04	74.00	12.04	Peak
5350.00	48.29	31.89	4.66	38.69	46.15	74.00	-27.85	Peak
5351.46	51.38	31.89	4.66	38.69	49.24	74.00	-24.76	Peak

Note:Emission Level=Read Level+Antenna Factor+Cable loss-Preamp Factor

Mode:h; Polarization:Vertical; Modulation:c; bandwidth:40MHz; Channel:High

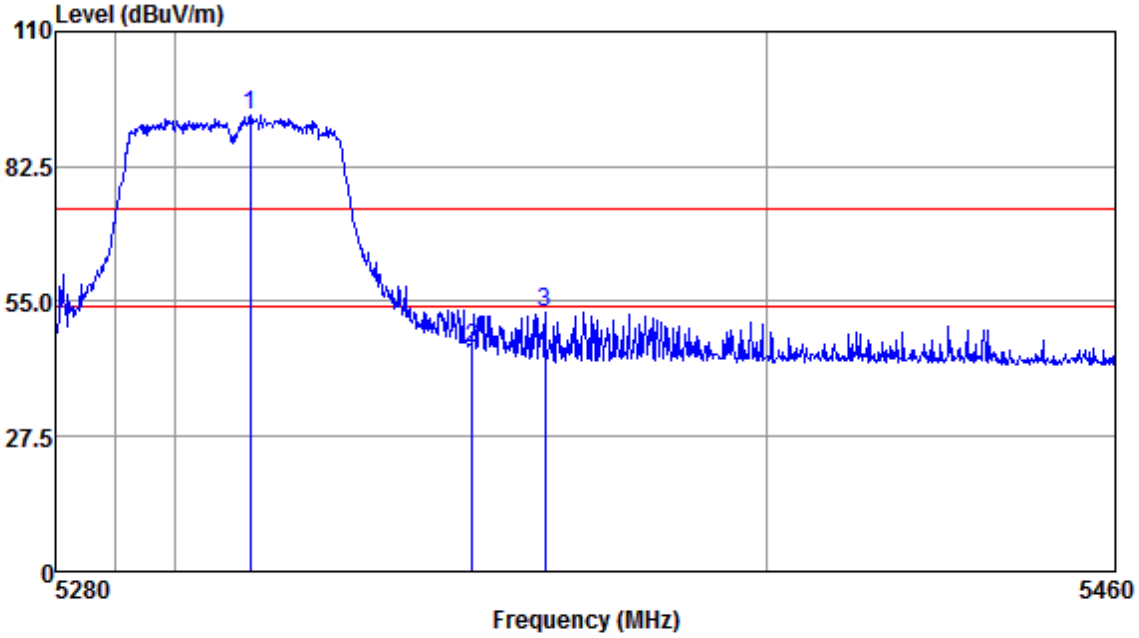

Antenna Polarity :VERTICAL

Freq	Read Level	Antenna Factor	Cable Loss	Preamp Factor	Emission Level	Limit Line	Over Limit	Remark
MHz	dBuv	dB/m	dB	dB	dBuv/m	dBuv/m	dB	
5312.67	95.18	31.85	4.58	38.71	92.90	74.00	18.90	Peak
5350.00	47.59	31.89	4.66	38.69	45.45	74.00	-28.55	Peak
5362.41	54.95	31.91	4.71	38.68	52.89	74.00	-21.11	Peak

Note:Emission Level=Read Level+Antenna Factor+Cable loss-Preamp Factor

Mode:h; Polarization:Horizontal; Modulation:c; bandwidth:80MHz; Channel:High

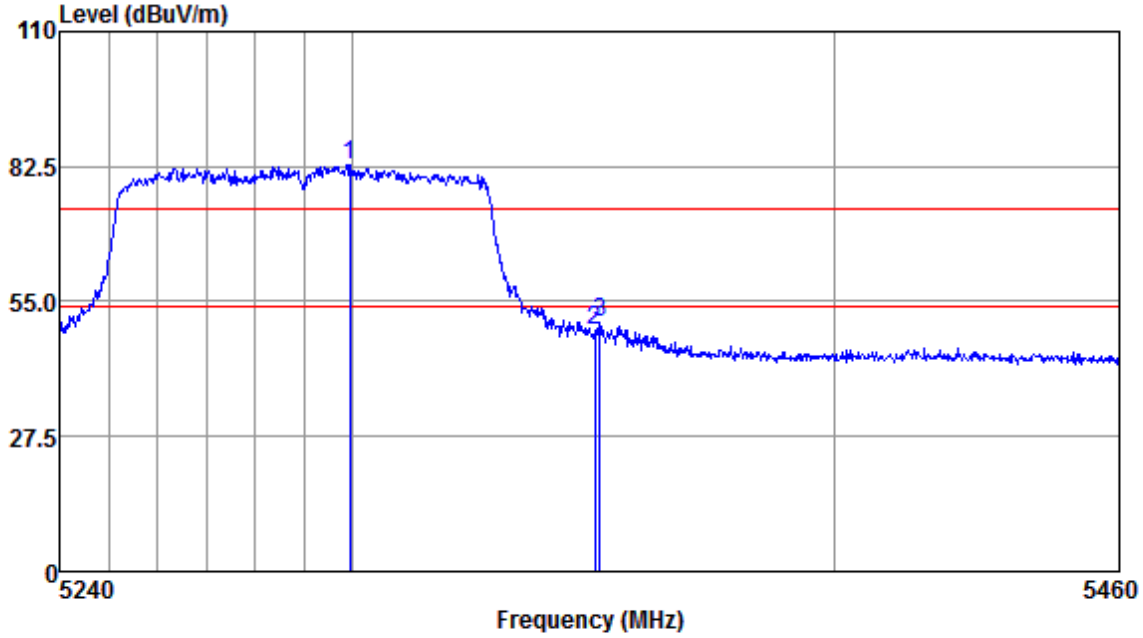

Antenna Polarity :HORIZONTAL

Freq	Read Level	Antenna Factor	Cable Loss	Preamp Factor	Emission Level	Limit Line	Over Limit	Remark
MHz	dBuv	dB/m	dB	dB	dBuv/m	dBuv/m	dB	
5299.38	85.18	31.82	4.58	38.72	82.86	74.00	8.86	Peak
5350.00	51.21	31.89	4.66	38.69	49.07	74.00	-24.93	Peak
5351.07	52.93	31.89	4.66	38.69	50.79	74.00	-23.21	Peak

Note:Emission Level=Read Level+Antenna Factor+Cable loss-Preamp Factor

Mode:h; Polarization:Vertical; Modulation:c; bandwidth:80MHz; Channel:High

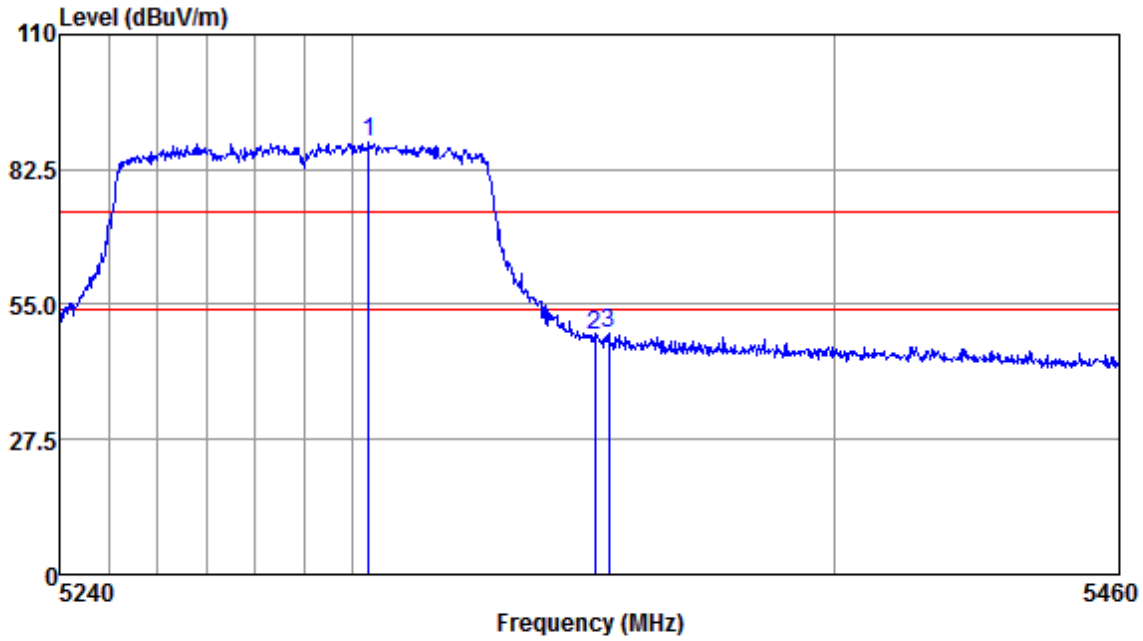

Antenna Polarity :VERTICAL

Freq	Read Level	Antenna Factor	Cable Loss	Preamp Factor	Emission Level	Limit Line	Over Limit	Remark
MHz	dBuv	dB/m	dB	dB	dBuv/m	dBuv/m	dB	
5303.31	90.21	31.82	4.58	38.72	87.89	74.00	13.89	Peak
5350.00	51.01	31.89	4.66	38.69	48.87	74.00	-25.13	Peak
5352.83	51.36	31.89	4.66	38.69	49.22	74.00	-24.78	Peak

Note:Emission Level=Read Level+Antenna Factor+Cable loss-Preamp Factor

Mode:i; Polarization:Horizontal; Modulation:a; bandwidth:20MHz; Channel:Low

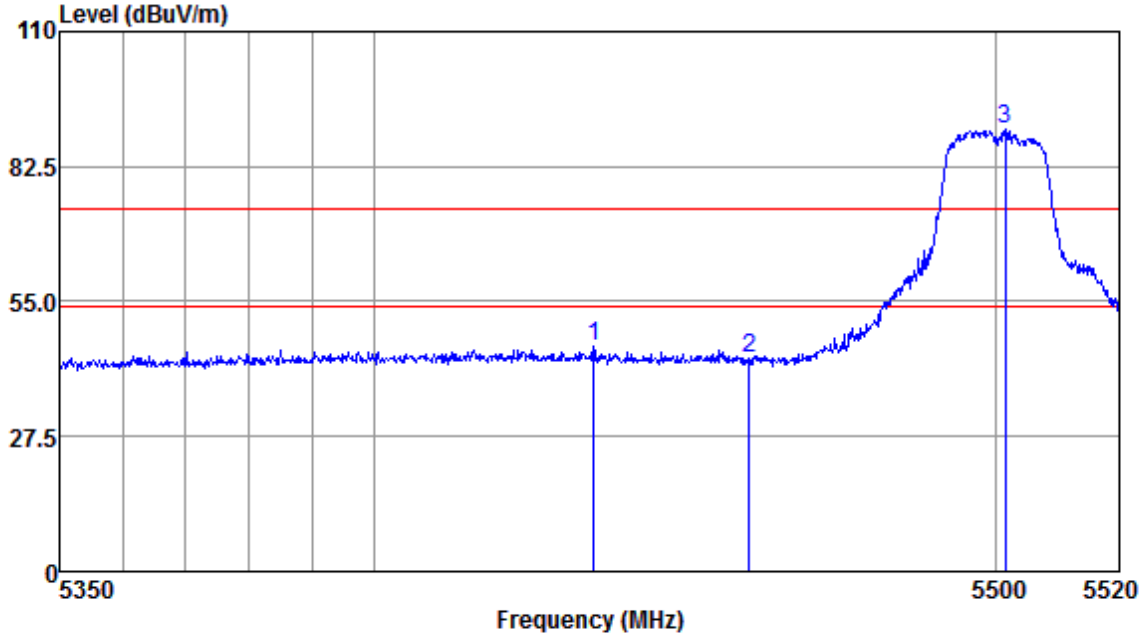

Antenna Polarity :HORIZONTAL

Freq	Read Level	Antenna Factor	Cable Loss	Preamp Factor	Emission Level	Limit Line	Over Limit	Remark
MHz	dBuv	dB/m	dB	dB	dBuv/m	dBuv/m	dB	
5435.02	47.51	32.02	4.82	38.64	45.71	74.00	-28.29	Peak
5460.00	44.98	32.04	4.89	38.63	43.28	74.00	-30.72	Peak
5501.38	91.73	32.10	4.92	38.60	90.15	74.00	16.15	Peak

Note:Emission Level=Read Level+Antenna Factor+Cable loss-Preamp Factor

Mode:i; Polarization:Vertical; Modulation:a; bandwidth:20MHz; Channel:Low

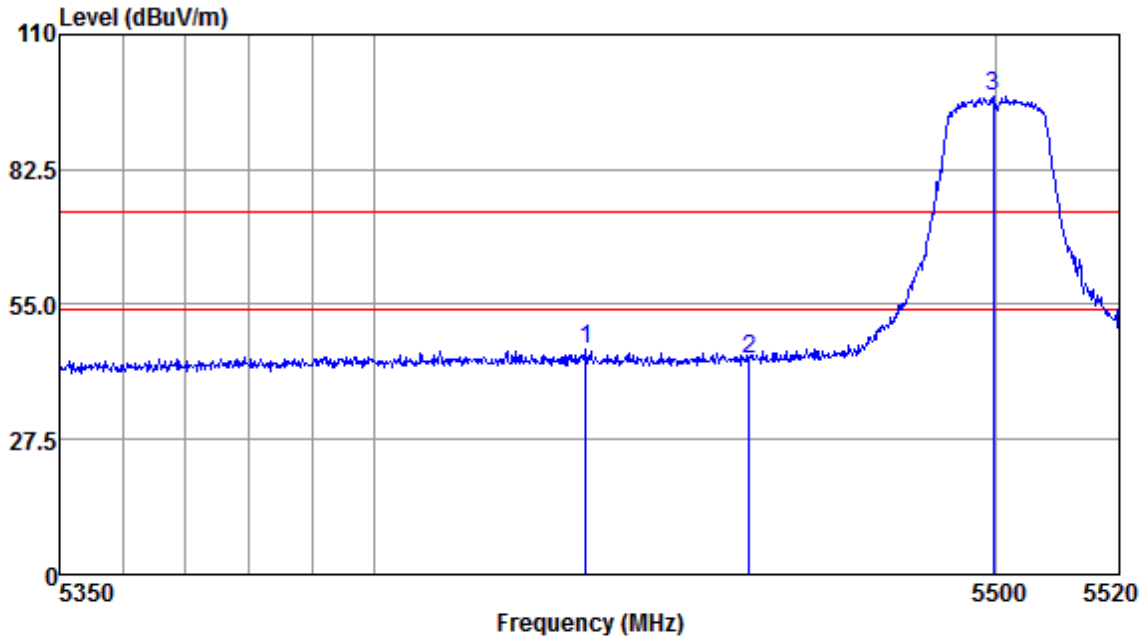

Antenna Polarity :VERTICAL

Freq	Read Level	Antenna Factor	Cable Loss	Preamp Factor	Emission Level	Limit Line	Over Limit	Remark
MHz	dBuv	dB/m	dB	dB	dBuv/m	dBuv/m	dB	
5433.83	47.77	32.02	4.82	38.64	45.97	74.00	-28.03	Peak
5460.00	45.67	32.04	4.89	38.63	43.97	74.00	-30.03	Peak
5499.49	98.94	32.10	4.92	38.60	97.36	74.00	23.36	Peak

Note:Emission Level=Read Level+Antenna Factor+Cable loss-Preamp Factor

Mode:i; Polarization:Horizontal; Modulation:n; bandwidth:20MHz; Channel:Low

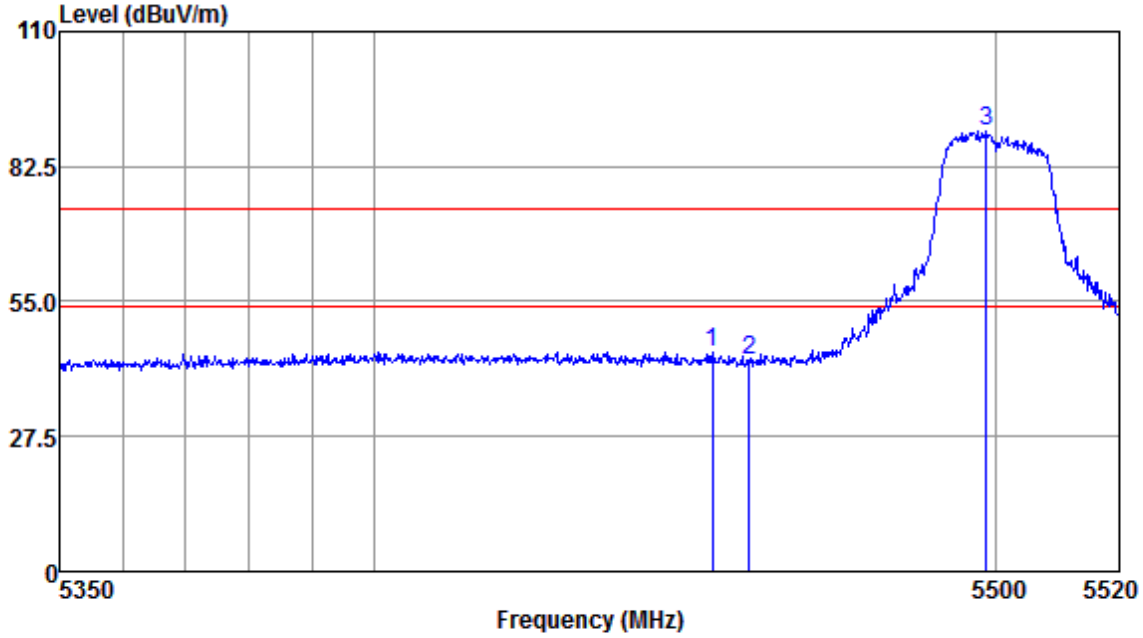

Antenna Polarity :HORIZONTAL

Freq	Read Level	Antenna Factor	Cable Loss	Preamp Factor	Emission Level	Limit Line	Over Limit	Remark
MHz	dBuv	dB/m	dB	dB	dBuv/m	dBuv/m	dB	
5454.09	46.58	32.04	4.85	38.63	44.84	74.00	-29.16	Peak
5460.00	44.80	32.04	4.89	38.63	43.10	74.00	-30.90	Peak
5498.46	91.32	32.10	4.92	38.60	89.74	74.00	15.74	Peak

Note:Emission Level=Read Level+Antenna Factor+Cable loss-Preamp Factor

Mode:i; Polarization:Vertical; Modulation:n; bandwidth:20MHz; Channel:Low

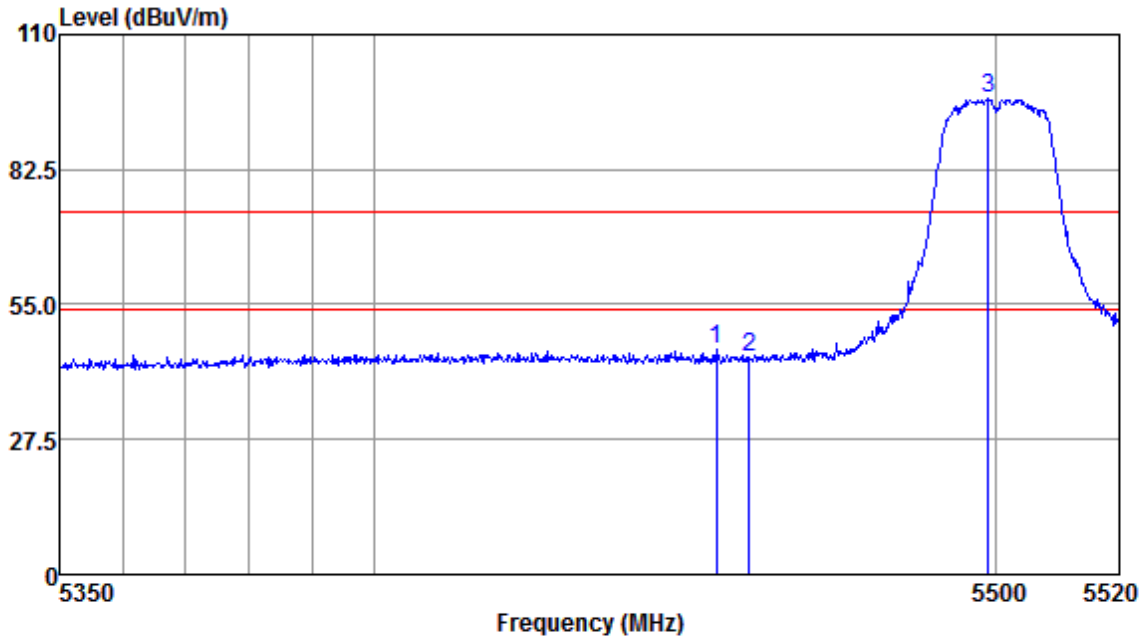

Antenna Polarity :VERTICAL

Freq	Read Level	Antenna Factor	Cable Loss	Preamp Factor	Emission Level	Limit Line	Over Limit	Remark
MHz	dBuv	dB/m	dB	dB	dBuv/m	dBuv/m	dB	
5454.77	47.61	32.04	4.85	38.63	45.87	74.00	-28.13	Peak
5460.00	46.01	32.04	4.89	38.63	44.31	74.00	-29.69	Peak
5498.63	98.51	32.10	4.92	38.60	96.93	74.00	22.93	Peak

Note:Emission Level=Read Level+Antenna Factor+Cable loss-Preamp Factor

Mode:i; Polarization:Horizontal; Modulation:n; bandwidth:40MHz; Channel:Low

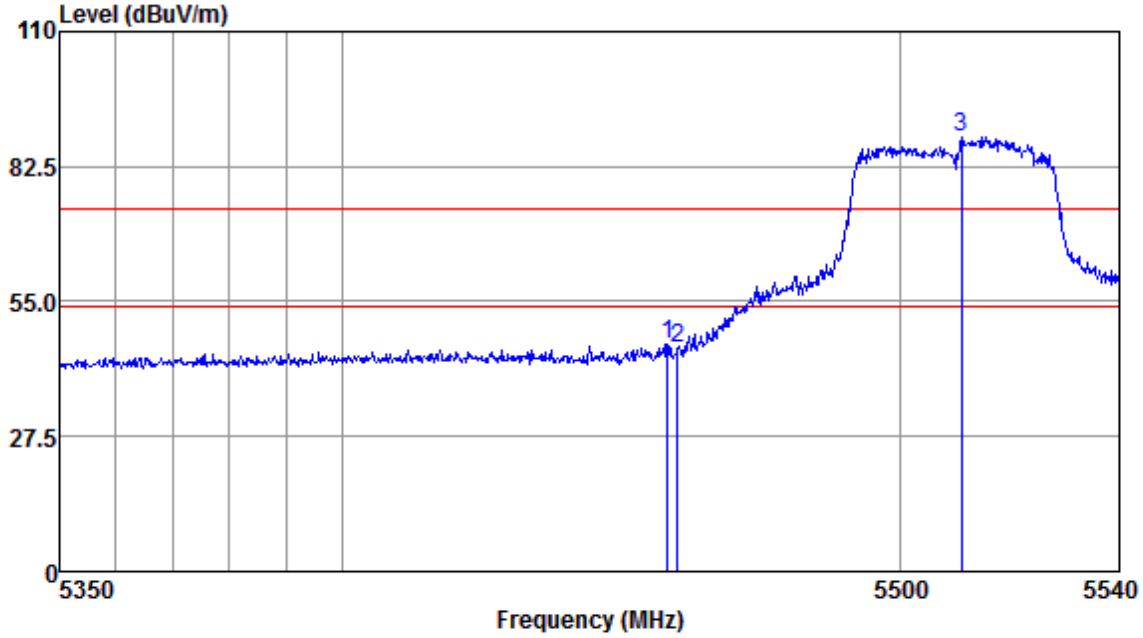

Antenna Polarity :HORIZONTAL

Freq	Read Level	Antenna Factor	Cable Loss	Preamp Factor	Emission Level	Limit Line	Over Limit	Remark
MHz	dBuv	dB/m	dB	dB	dBuv/m	dBuv/m	dB	
5458.25	48.13	32.04	4.89	38.63	46.43	74.00	-27.57	Peak
5460.00	47.00	32.04	4.89	38.63	45.30	74.00	-28.70	Peak
5511.27	90.21	32.10	4.91	38.60	88.62	74.00	14.62	Peak

Note:Emission Level=Read Level+Antenna Factor+Cable loss-Preamp Factor

Mode:i; Polarization:Vertical; Modulation:n; bandwidth:40MHz; Channel:Low

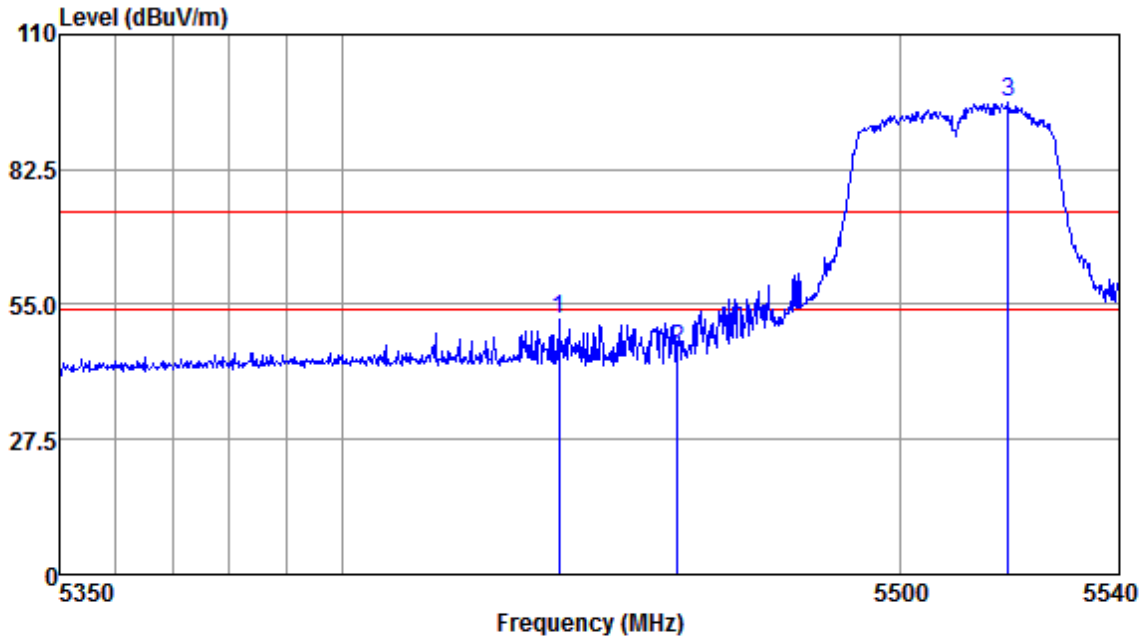

Antenna Polarity :VERTICAL

Freq	Read Level	Antenna Factor	Cable Loss	Preamp Factor	Emission Level	Limit Line	Over Limit	Remark
MHz	dBuv	dB/m	dB	dB	dBuv/m	dBuv/m	dB	
5438.66	53.61	32.02	4.82	38.64	51.81	74.00	-22.19	Peak
5460.00	47.72	32.04	4.89	38.63	46.02	74.00	-27.98	Peak
5519.74	97.59	32.10	4.91	38.60	96.00	74.00	22.00	Peak

Note:Emission Level=Read Level+Antenna Factor+Cable loss-Preamp Factor

Mode:i; Polarization:Horizontal; Modulation:c; bandwidth:20MHz; Channel:Low

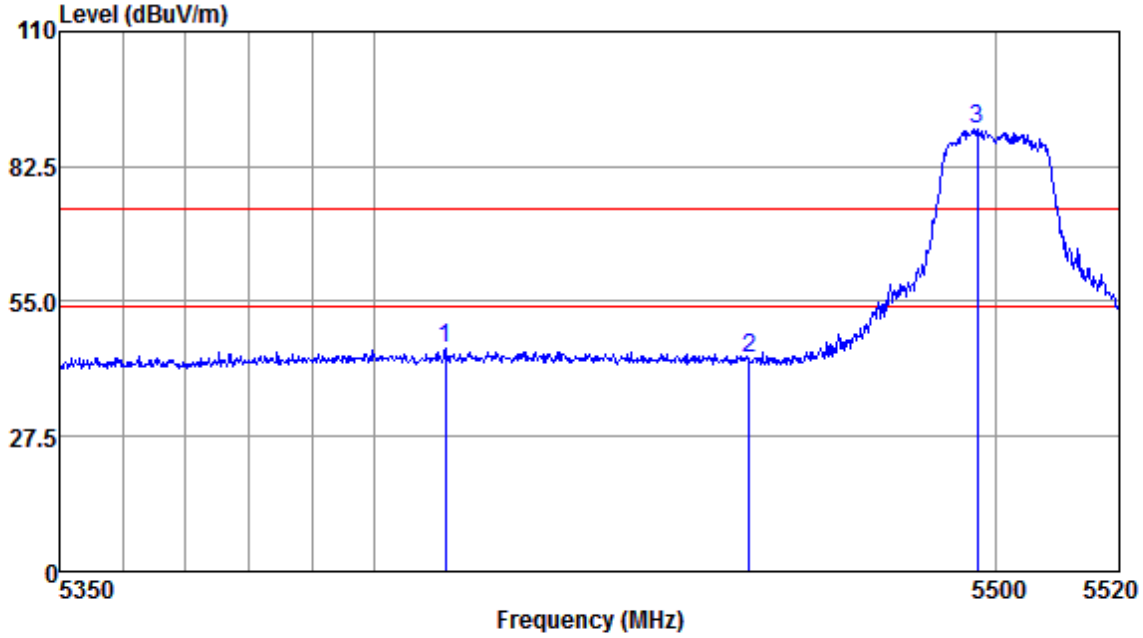

Antenna Polarity :HORIZONTAL

Freq	Read Level	Antenna Factor	Cable Loss	Preamp Factor	Emission Level	Limit Line	Over Limit	Remark
MHz	dBuv	dB/m	dB	dB	dBuv/m	dBuv/m	dB	
5411.27	47.27	31.97	4.79	38.66	45.37	74.00	-28.63	Peak
5460.00	45.29	32.04	4.89	38.63	43.59	74.00	-30.41	Peak
5496.91	91.79	32.10	4.92	38.60	90.21	74.00	16.21	Peak

Note:Emission Level=Read Level+Antenna Factor+Cable loss-Preamp Factor

Mode:i; Polarization:Vertical; Modulation:c; bandwidth:20MHz; Channel:Low

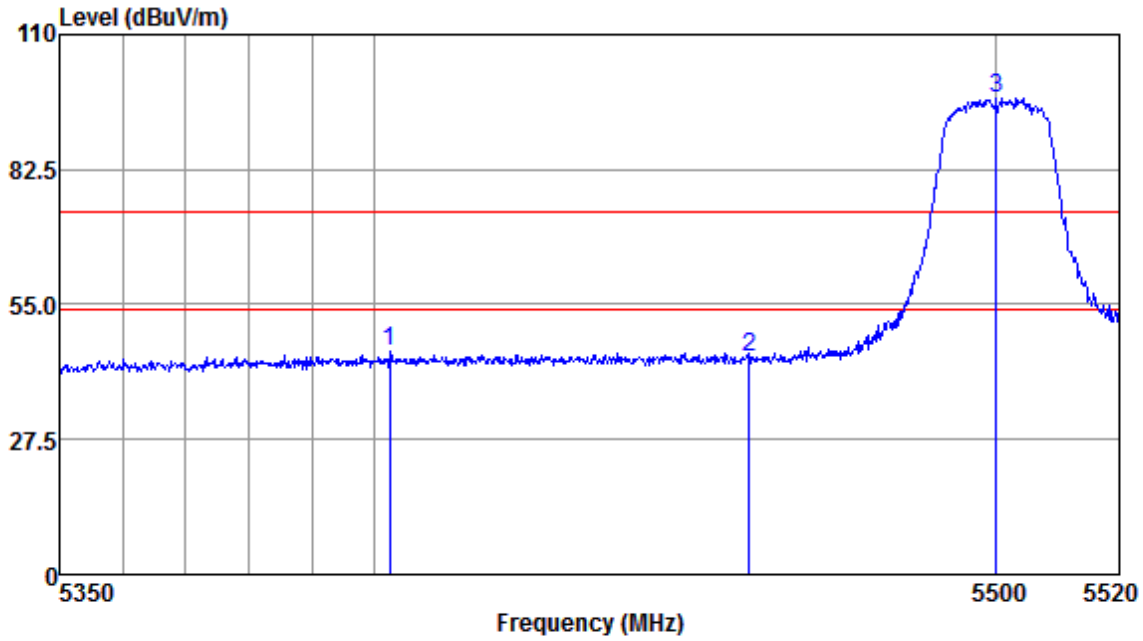

Antenna Polarity :VERTICAL

Freq	Read Level	Antenna Factor	Cable Loss	Preamp Factor	Emission Level	Limit Line	Over Limit	Remark
MHz	dBuv	dB/m	dB	dB	dBuv/m	dBuv/m	dB	
5402.47	47.32	31.97	4.76	38.66	45.39	74.00	-28.61	Peak
5460.00	45.93	32.04	4.89	38.63	44.23	74.00	-29.77	Peak
5500.01	98.72	32.10	4.92	38.60	97.14	74.00	23.14	Peak

Note:Emission Level=Read Level+Antenna Factor+Cable loss-Preamp Factor

Mode:i; Polarization:Horizontal; Modulation:c; bandwidth:40MHz; Channel:Low

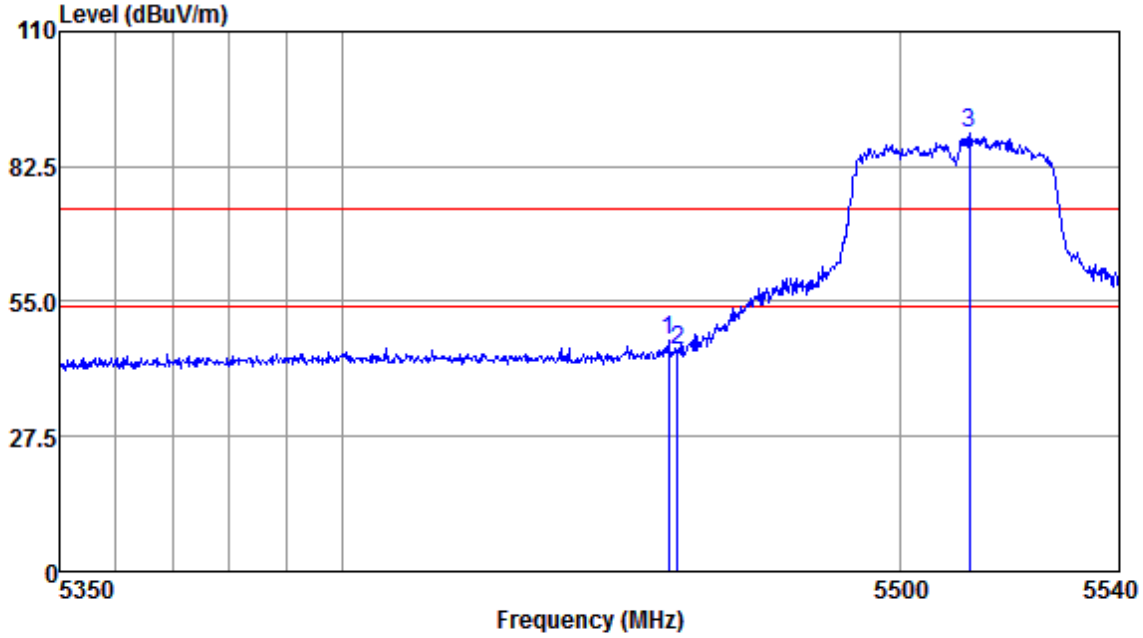

Antenna Polarity :HORIZONTAL

Freq	Read Level	Antenna Factor	Cable Loss	Preamp Factor	Emission Level	Limit Line	Over Limit	Remark
MHz	dBuv	dB/m	dB	dB	dBuv/m	dBuv/m	dB	
5458.44	48.64	32.04	4.89	38.63	46.94	74.00	-27.06	Peak
5460.00	46.84	32.04	4.89	38.63	45.14	74.00	-28.86	Peak
5512.81	91.09	32.10	4.91	38.60	89.50	74.00	15.50	Peak

Note:Emission Level=Read Level+Antenna Factor+Cable loss-Preamp Factor

Mode:i; Polarization:Vertical; Modulation:c; bandwidth:40MHz; Channel:Low

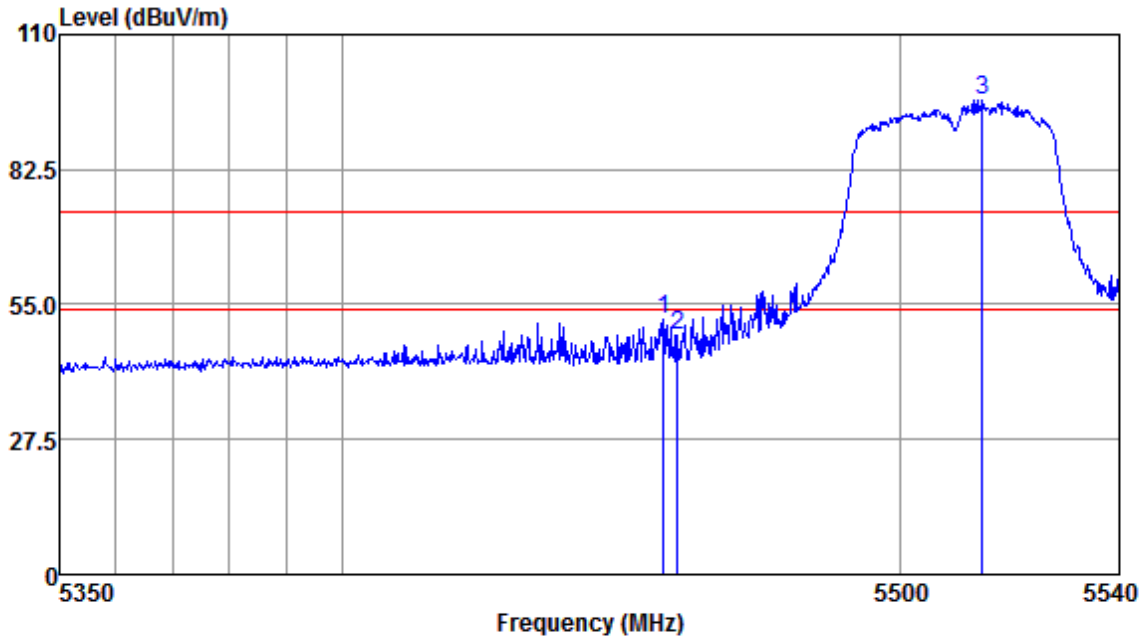

Antenna Polarity :VERTICAL

Freq	Read Level	Antenna Factor	Cable Loss	Preamp Factor	Emission Level	Limit Line	Over Limit	Remark
MHz	dBuv	dB/m	dB	dB	dBuv/m	dBuv/m	dB	
5457.49	53.75	32.04	4.85	38.63	52.01	74.00	-21.99	Peak
5460.00	50.52	32.04	4.89	38.63	48.82	74.00	-25.18	Peak
5515.12	98.32	32.10	4.91	38.60	96.73	74.00	22.73	Peak

Note:Emission Level=Read Level+Antenna Factor+Cable loss-Preamp Factor

Mode:i; Polarization:Horizontal; Modulation:c; bandwidth:80MHz; Channel:Low

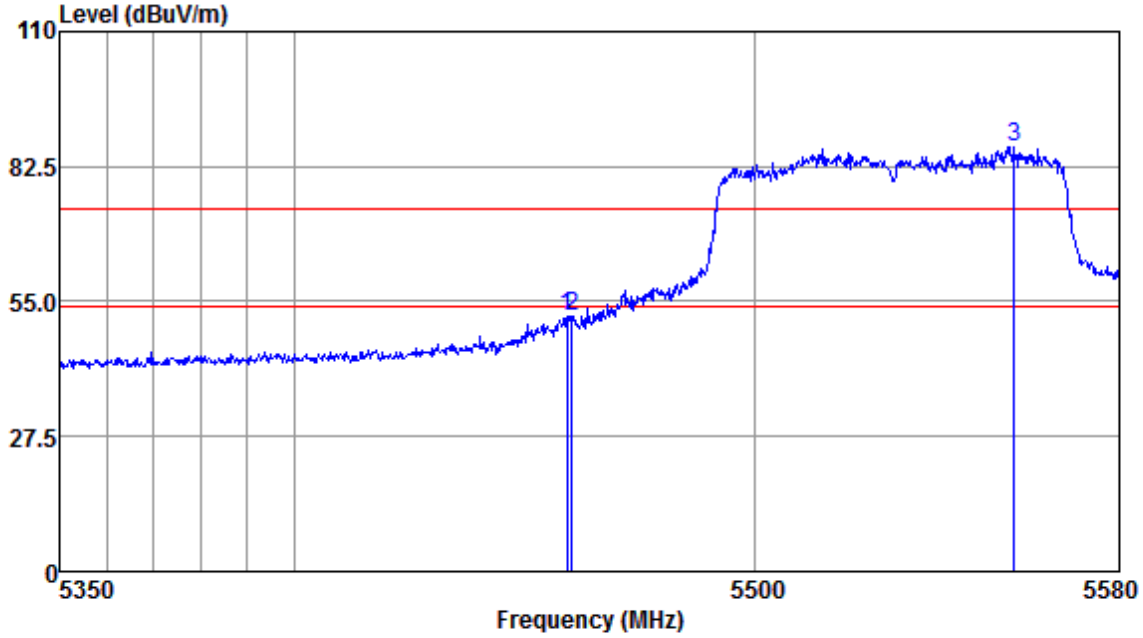

Antenna Polarity :HORIZONTAL

Freq	Read Level	Antenna Factor	Cable Loss	Preamp Factor	Emission Level	Limit Line	Over Limit	Remark
MHz	dBuv	dB/m	dB	dB	dBuv/m	dBuv/m	dB	
5458.96	53.73	32.04	4.89	38.63	52.03	74.00	-21.97	Peak
5460.00	53.61	32.04	4.89	38.63	51.91	74.00	-22.09	Peak
5556.80	88.03	32.11	4.91	38.59	86.46	74.00	12.46	Peak

Note:Emission Level=Read Level+Antenna Factor+Cable loss-Preamp Factor

Mode:i; Polarization:Vertical; Modulation:c; bandwidth:80MHz; Channel:Low

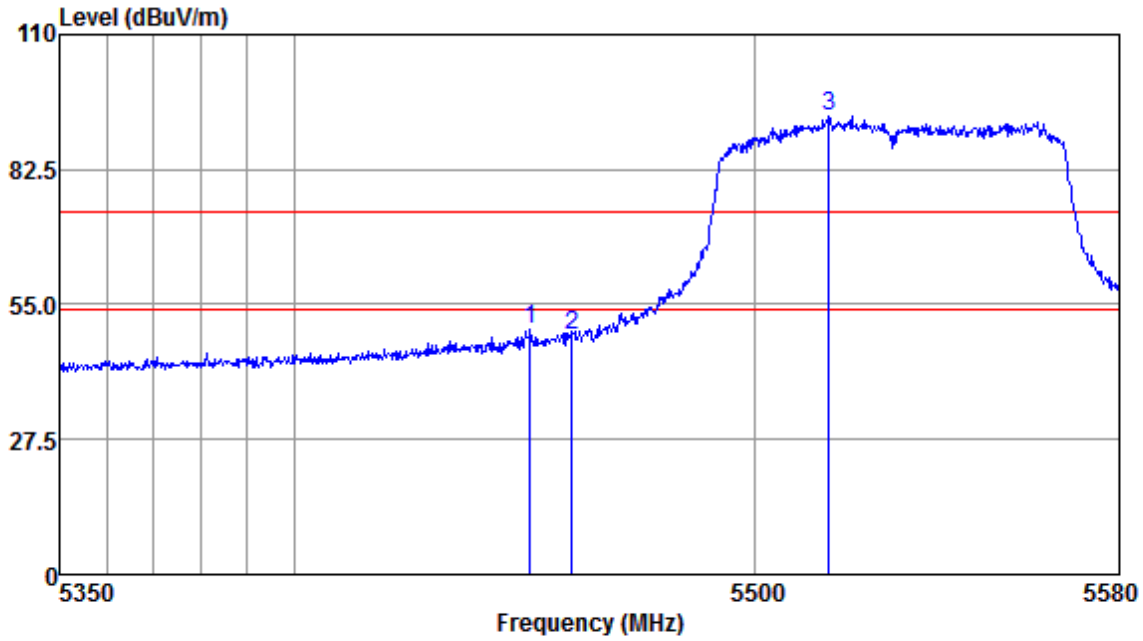

Antenna Polarity :VERTICAL

Freq	Read Level	Antenna Factor	Cable Loss	Preamp Factor	Emission Level	Limit Line	Over Limit	Remark
MHz	dBuv	dB/m	dB	dB	dBuv/m	dBuv/m	dB	
5450.93	51.75	32.04	4.85	38.63	50.01	74.00	-23.99	Peak
5460.00	50.52	32.04	4.89	38.63	48.82	74.00	-25.18	Peak
5516.01	94.93	32.10	4.91	38.60	93.34	74.00	19.34	Peak

Note:Emission Level=Read Level+Antenna Factor+Cable loss-Preamp Factor

Mode:j; Polarization:Horizontal; Modulation:a; bandwidth:20MHz; Channel:Low

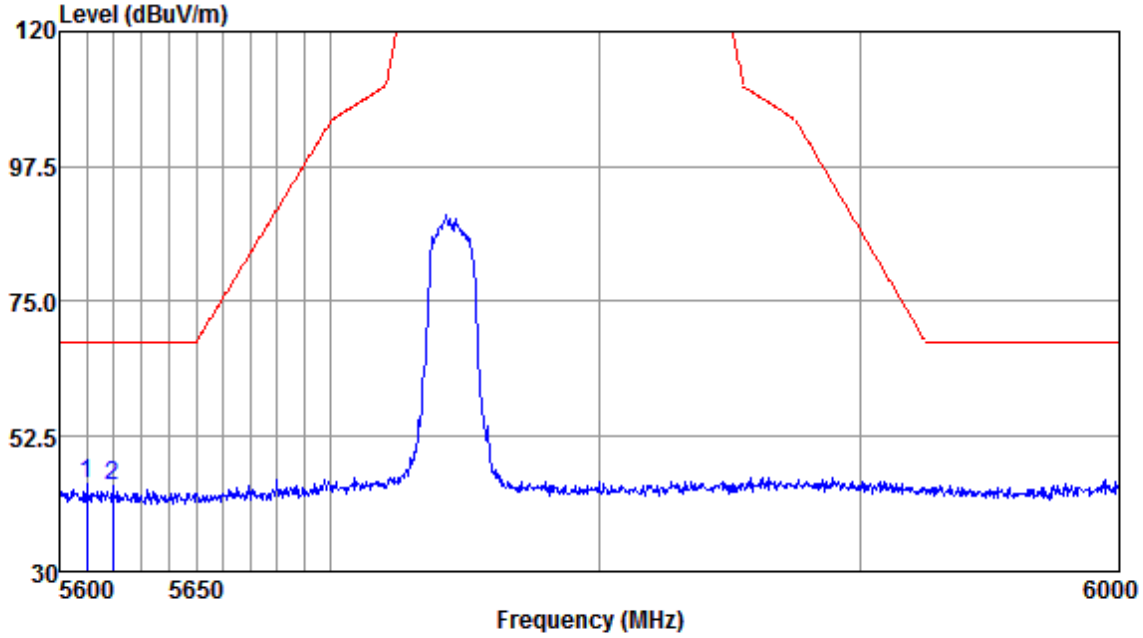

Antenna Polarity :HORIZONTAL

Freq	Read Level	Antenna Factor	Cable Loss	Preamp Factor	Emission Level	Limit Line	Over Limit	Remark
MHz	dBuv	dB/m	dB	dB	dBuv/m	dBuv/m	dB	
5610.05	45.94	32.12	5.06	38.58	44.54	68.20	-23.66	Peak
5619.35	45.64	32.12	5.06	38.58	44.24	68.20	-23.96	Peak

Note:Emission Level=Read Level+Antenna Factor+Cable loss-Preamp Factor

Mode:j; Polarization:Vertical; Modulation:a; bandwidth:20MHz; Channel:Low

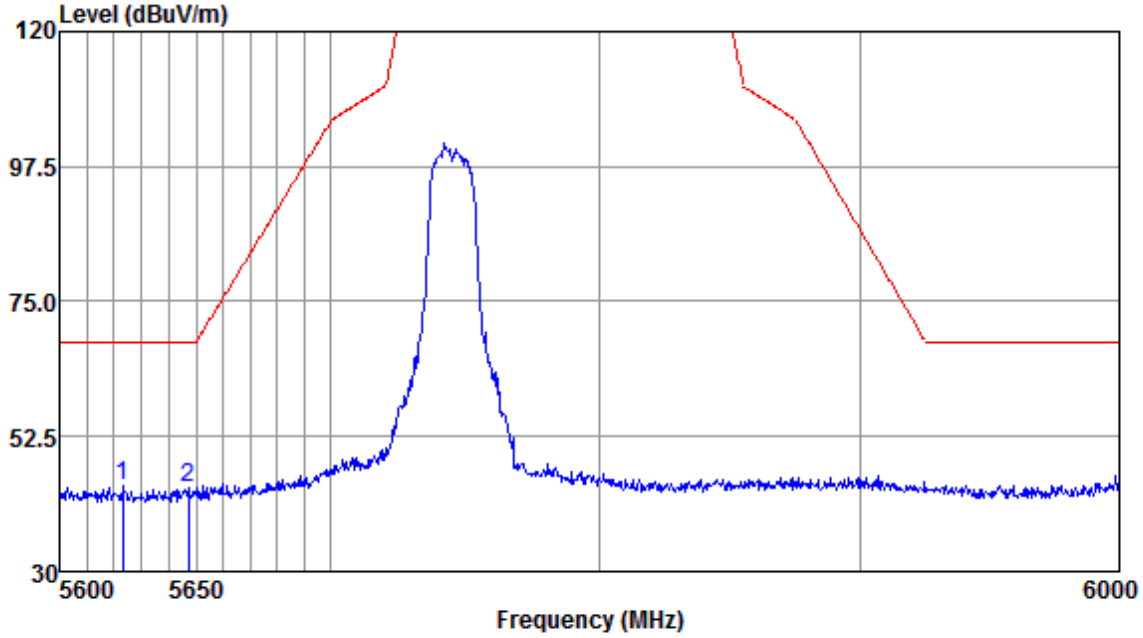

Antenna Polarity :VERTICAL

Freq	Read Level	Antenna Factor	Cable Loss	Preamp Factor	Emission Level	Limit Line	Over Limit	Remark
MHz	dBuv	dB/m	dB	dB	dBuv/m	dBuv/m	dB	
5623.23	45.61	32.12	5.06	38.58	44.21	68.20	-23.99	Peak
5647.34	45.24	32.13	5.11	38.57	43.91	68.20	-24.29	Peak

Note:Emission Level=Read Level+Antenna Factor+Cable loss-Preamp Factor

Mode:j; Polarization:Horizontal; Modulation:a; bandwidth:20MHz; Channel:High

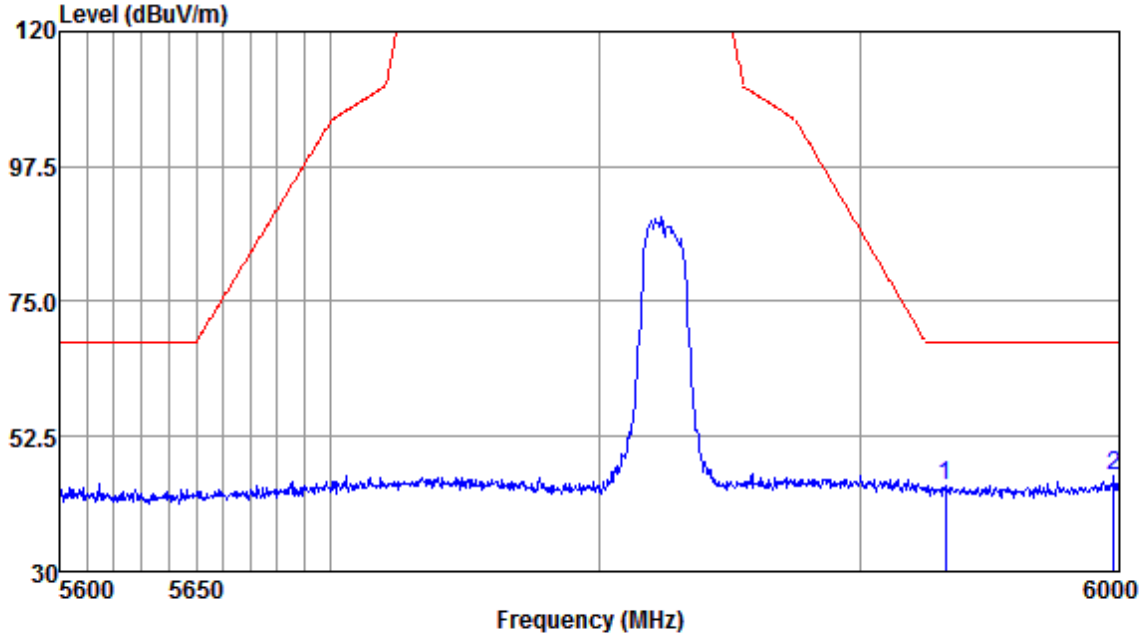

Antenna Polarity :HORIZONTAL

Freq	Read Level	Antenna Factor	Cable Loss	Preamp Factor	Emission Level	Limit Line	Over Limit	Remark
MHz	dBuv	dB/m	dB	dB	dBuv/m	dBuv/m	dB	
5932.49	45.45	32.19	5.22	38.51	44.35	68.20	-23.85	Peak
5997.93	46.93	32.20	5.22	38.50	45.85	68.20	-22.35	Peak

Note:Emission Level=Read Level+Antenna Factor+Cable loss-Preamp Factor

Mode:j; Polarization:Vertical; Modulation:a; bandwidth:20MHz; Channel:High

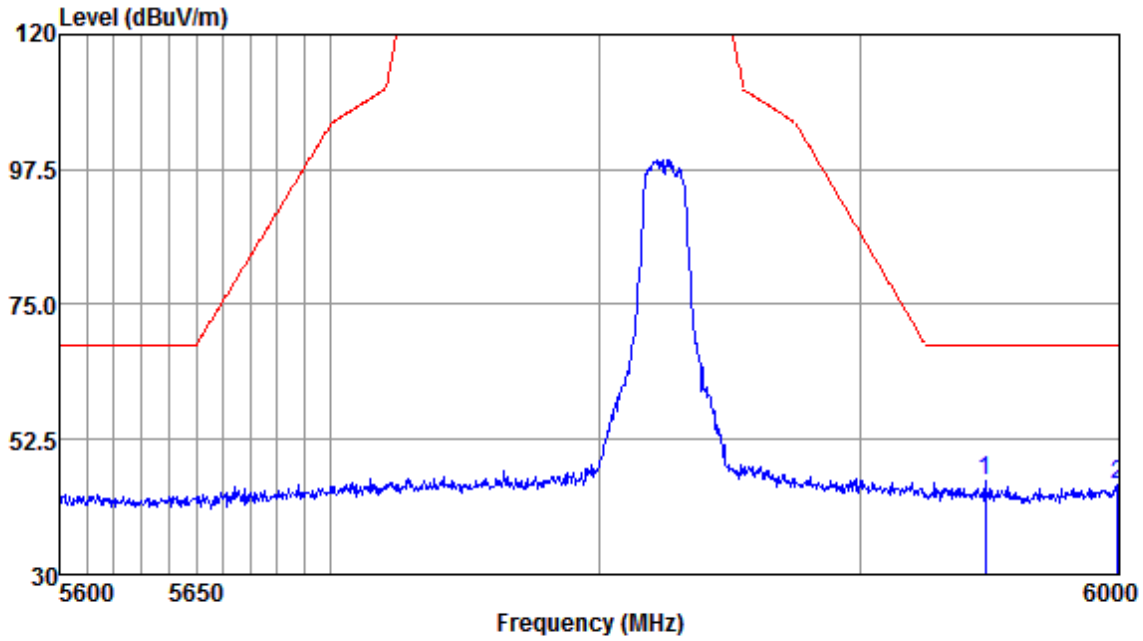

Antenna Polarity :VERTICAL

Freq	Read Level	Antenna Factor	Cable Loss	Preamp Factor	Emission Level	Limit Line	Over Limit	Remark
MHz	dBuv	dB/m	dB	dB	dBuv/m	dBuv/m	dB	
5948.07	46.58	32.19	5.32	38.51	45.58	68.20	-22.62	Peak
5999.59	46.06	32.20	5.22	38.50	44.98	68.20	-23.22	Peak

Note:Emission Level=Read Level+Antenna Factor+Cable loss-Preamp Factor

Mode:j; Polarization:Horizontal; Modulation:n; bandwidth:20MHz; Channel:Low

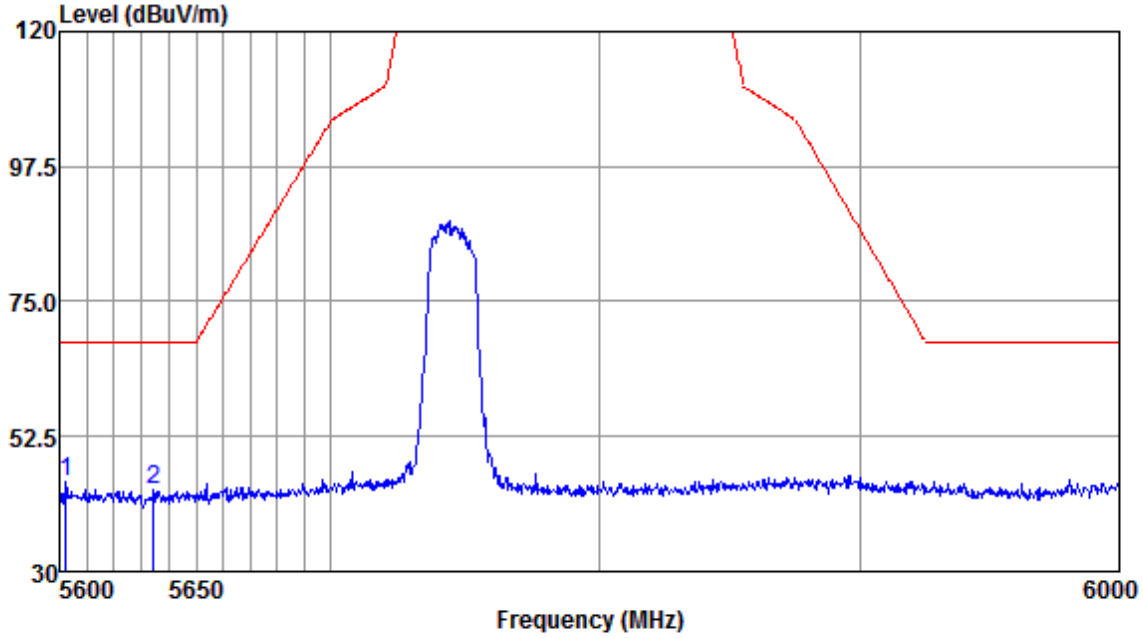

Antenna Polarity :HORIZONTAL

Freq	Read Level	Antenna Factor	Cable Loss	Preamp Factor	Emission Level	Limit Line	Over Limit	Remark
MHz	dBuv	dB/m	dB	dB	dBuv/m	dBuv/m	dB	
5602.32	46.51	32.12	4.96	38.58	45.01	68.20	-23.19	Peak
5634.49	44.76	32.13	5.16	38.57	43.48	68.20	-24.72	Peak

Note:Emission Level=Read Level+Antenna Factor+Cable loss-Preamp Factor

Mode:j; Polarization:Vertical; Modulation:n; bandwidth:20MHz; Channel:Low

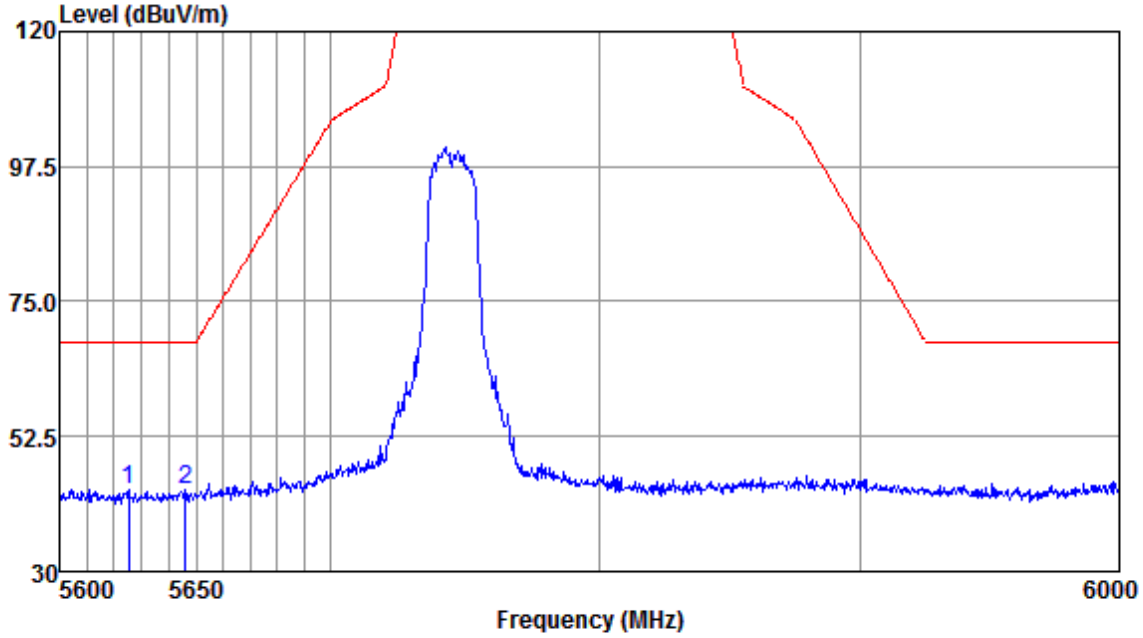

Antenna Polarity :VERTICAL

Freq	Read Level	Antenna Factor	Cable Loss	Preamp Factor	Emission Level	Limit Line	Over Limit	Remark
MHz	dBuv	dB/m	dB	dB	dBuv/m	dBuv/m	dB	
5625.17	45.01	32.13	5.16	38.58	43.72	68.20	-24.48	Peak
5646.17	44.86	32.13	5.11	38.57	43.53	68.20	-24.67	Peak

Note:Emission Level=Read Level+Antenna Factor+Cable loss-Preamp Factor

Mode:j; Polarization:Horizontal; Modulation:n; bandwidth:20MHz; Channel:High

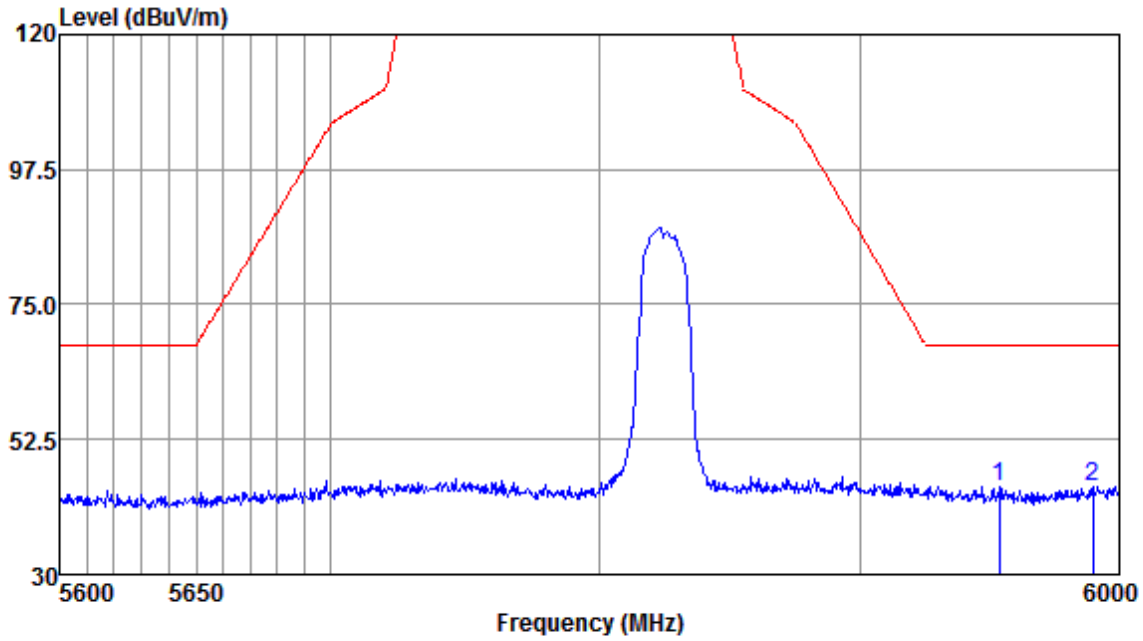

Antenna Polarity :HORIZONTAL

Freq	Read Level	Antenna Factor	Cable Loss	Preamp Factor	Emission Level	Limit Line	Over Limit	Remark
MHz	dBuv	dB/m	dB	dB	dBuv/m	dBuv/m	dB	
5953.41	45.51	32.19	5.29	38.51	44.48	68.20	-23.72	Peak
5989.66	45.58	32.20	5.22	38.50	44.50	68.20	-23.70	Peak

Note:Emission Level=Read Level+Antenna Factor+Cable loss-Preamp Factor

Mode:j; Polarization:Vertical; Modulation:n; bandwidth:20MHz; Channel:High

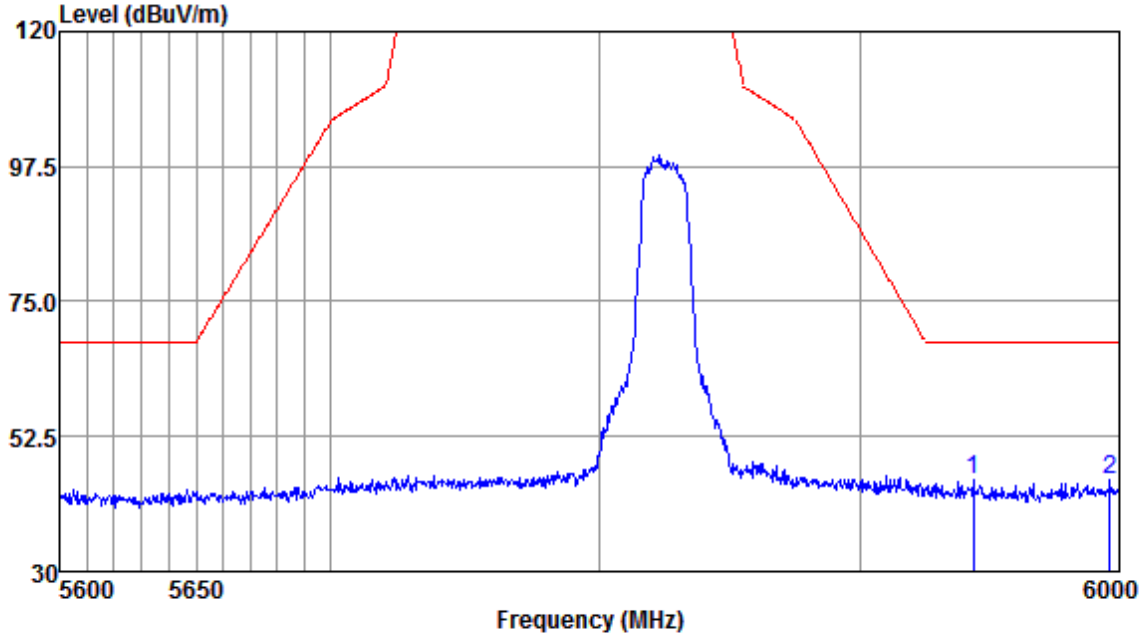

Antenna Polarity :VERTICAL

Freq	Read Level	Antenna Factor	Cable Loss	Preamp Factor	Emission Level	Limit Line	Over Limit	Remark
MHz	dBuv	dB/m	dB	dB	dBuv/m	dBuv/m	dB	
5943.15	46.38	32.19	5.32	38.51	45.38	68.20	-22.82	Peak
5996.28	46.22	32.20	5.22	38.50	45.14	68.20	-23.06	Peak

Note:Emission Level=Read Level+Antenna Factor+Cable loss-Preamp Factor

Mode:j; Polarization:Horizontal; Modulation:n; bandwidth:40MHz; Channel:Low

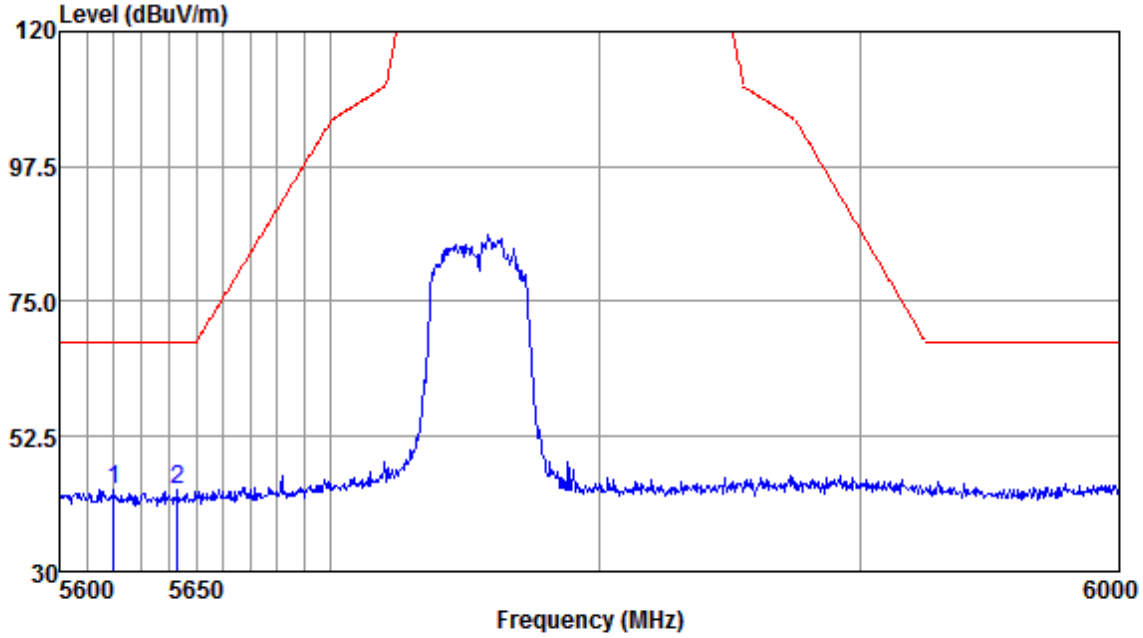

Antenna Polarity :HORIZONTAL

Freq	Read Level	Antenna Factor	Cable Loss	Preamp Factor	Emission Level	Limit Line	Over Limit	Remark
MHz	dBuv	dB/m	dB	dB	dBuv/m	dBuv/m	dB	
5619.74	45.04	32.12	5.06	38.58	43.64	68.20	-24.56	Peak
5643.05	44.88	32.13	5.11	38.57	43.55	68.20	-24.65	Peak

Note:Emission Level=Read Level+Antenna Factor+Cable loss-Preamp Factor

Mode:j; Polarization:Vertical; Modulation:n; bandwidth:40MHz; Channel:Low

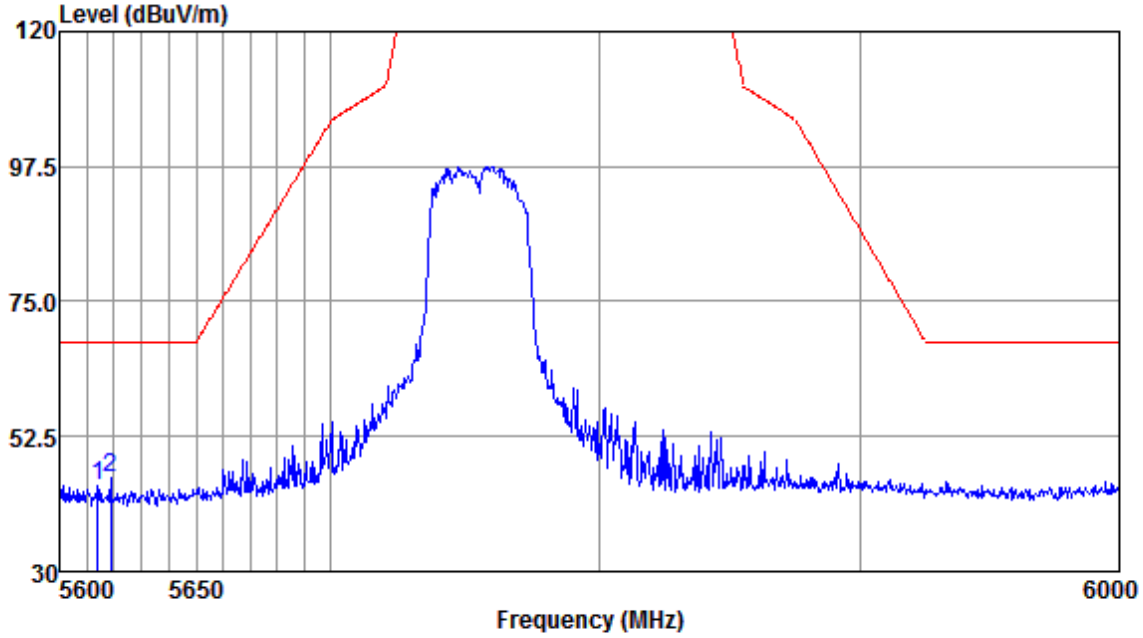

Antenna Polarity :VERTICAL

Freq	Read Level	Antenna Factor	Cable Loss	Preamp Factor	Emission Level	Limit Line	Over Limit	Remark
MHz	dBuv	dB/m	dB	dB	dBuv/m	dBuv/m	dB	
5613.93	45.79	32.12	5.06	38.58	44.39	68.20	-23.81	Peak
5618.58	47.12	32.12	5.06	38.58	45.72	68.20	-22.48	Peak

Note:Emission Level=Read Level+Antenna Factor+Cable loss-Preamp Factor

Mode:j; Polarization:Horizontal; Modulation:n; bandwidth:40MHz; Channel:High

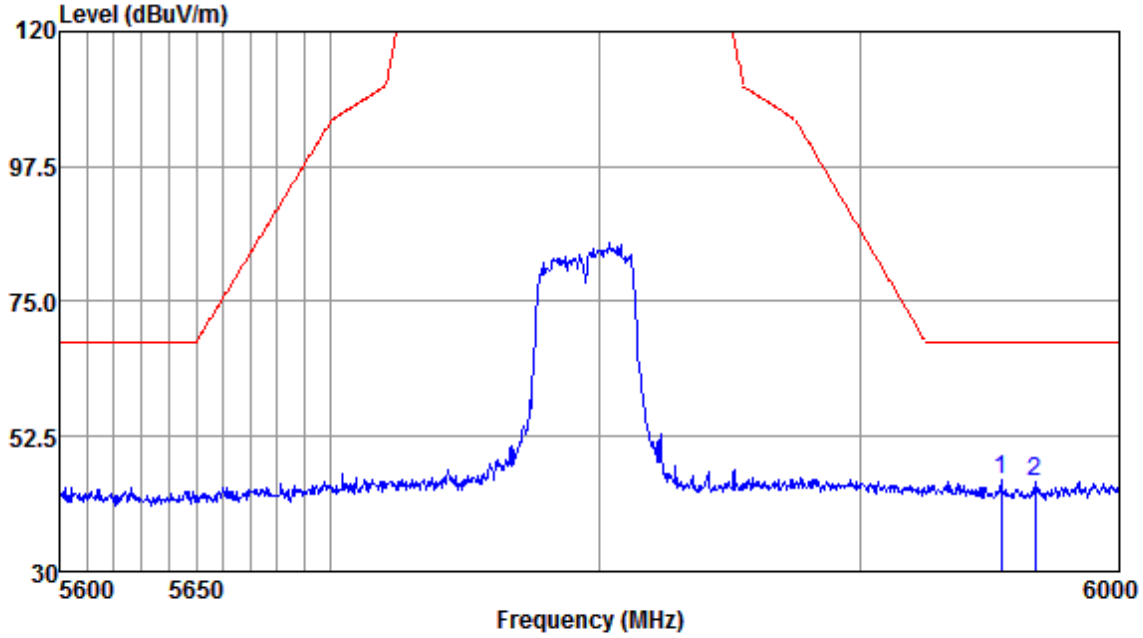

Antenna Polarity :HORIZONTAL

Freq	Read Level	Antenna Factor	Cable Loss	Preamp Factor	Emission Level	Limit Line	Over Limit	Remark
MHz	dBuv	dB/m	dB	dB	dBuv/m	dBuv/m	dB	
5954.23	46.18	32.19	5.29	38.51	45.15	68.20	-23.05	Peak
5967.39	46.09	32.19	5.29	38.51	45.06	68.20	-23.14	Peak

Note:Emission Level=Read Level+Antenna Factor+Cable loss-Preamp Factor

Mode:j; Polarization:Vertical; Modulation:n; bandwidth:40MHz; Channel:High

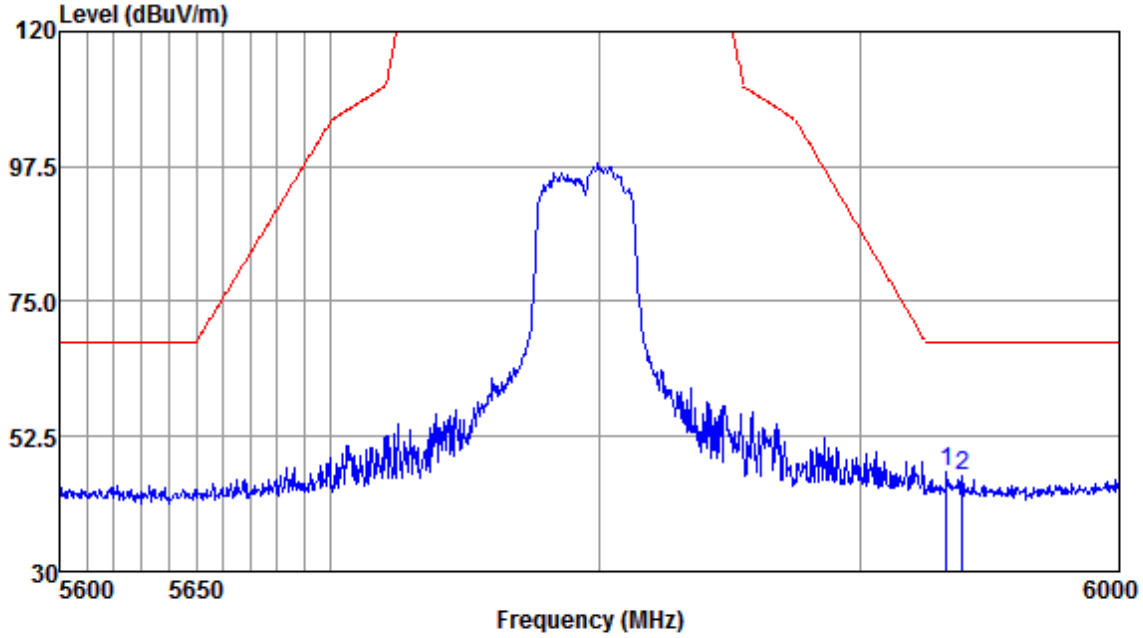

Antenna Polarity :VERTICAL

Freq	Read Level	Antenna Factor	Cable Loss	Preamp Factor	Emission Level	Limit Line	Over Limit	Remark
MHz	dBuv	dB/m	dB	dB	dBuv/m	dBuv/m	dB	
5932.90	47.67	32.19	5.22	38.51	46.57	68.20	-21.63	Peak
5939.05	46.85	32.19	5.32	38.51	45.85	68.20	-22.35	Peak

Note:Emission Level=Read Level+Antenna Factor+Cable loss-Preamp Factor

Mode:j; Polarization:Horizontal; Modulation:c; bandwidth:20MHz; Channel:Low

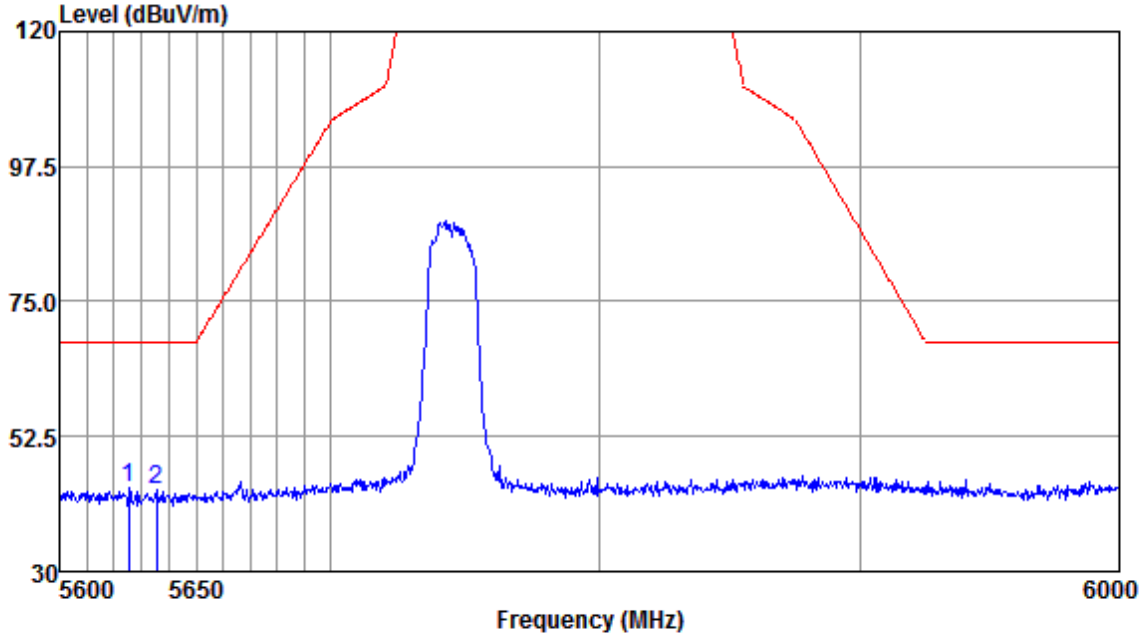

Antenna Polarity :HORIZONTAL

Freq	Read Level	Antenna Factor	Cable Loss	Preamp Factor	Emission Level	Limit Line	Over Limit	Remark
MHz	dBuv	dB/m	dB	dB	dBuv/m	dBuv/m	dB	
5625.17	45.24	32.13	5.16	38.58	43.95	68.20	-24.25	Peak
5635.66	44.76	32.13	5.16	38.57	43.48	68.20	-24.72	Peak

Note:Emission Level=Read Level+Antenna Factor+Cable loss-Preamp Factor

Mode:j; Polarization:Vertical; Modulation:c; bandwidth:20MHz; Channel:Low

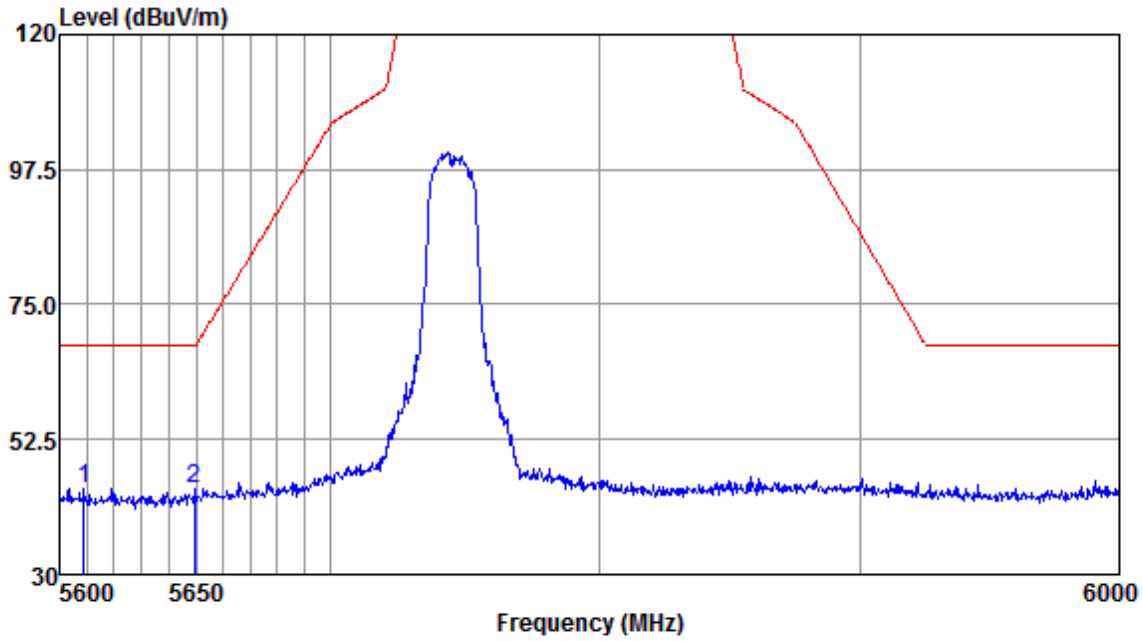

Antenna Polarity :VERTICAL

Freq	Read Level	Antenna Factor	Cable Loss	Preamp Factor	Emission Level	Limit Line	Over Limit	Remark
MHz	dBuv	dB/m	dB	dB	dBuv/m	dBuv/m	dB	
5608.89	45.75	32.12	5.06	38.58	44.35	68.20	-23.85	Peak
5649.28	45.60	32.13	5.11	38.57	44.27	68.20	-23.93	Peak

Note:Emission Level=Read Level+Antenna Factor+Cable loss-Preamp Factor

Mode:j; Polarization:Horizontal; Modulation:c; bandwidth:20MHz; Channel:High

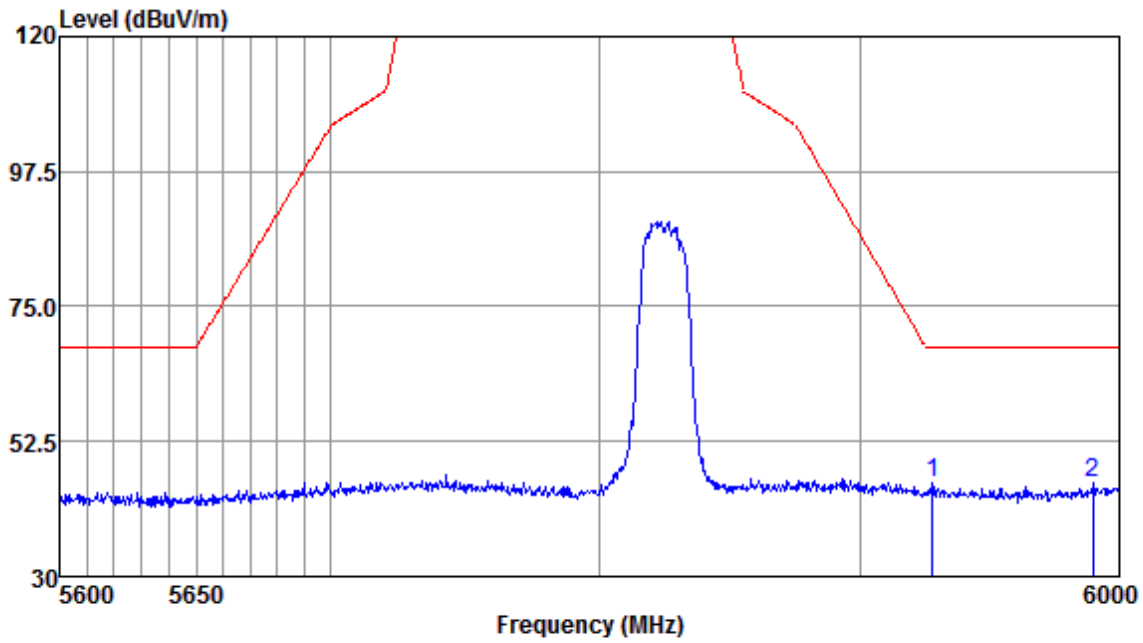

Antenna Polarity :HORIZONTAL

Freq	Read Level	Antenna Factor	Cable Loss	Preamp Factor	Emission Level	Limit Line	Over Limit	Remark
MHz	dBuv	dB/m	dB	dB	dBuv/m	dBuv/m	dB	
5927.58	46.85	32.19	5.22	38.51	45.75	68.20	-22.45	Peak
5989.66	46.56	32.20	5.22	38.50	45.48	68.20	-22.72	Peak

Note:Emission Level=Read Level+Antenna Factor+Cable loss-Preamp Factor

Mode:j; Polarization:Vertical; Modulation:c; bandwidth:20MHz; Channel:High

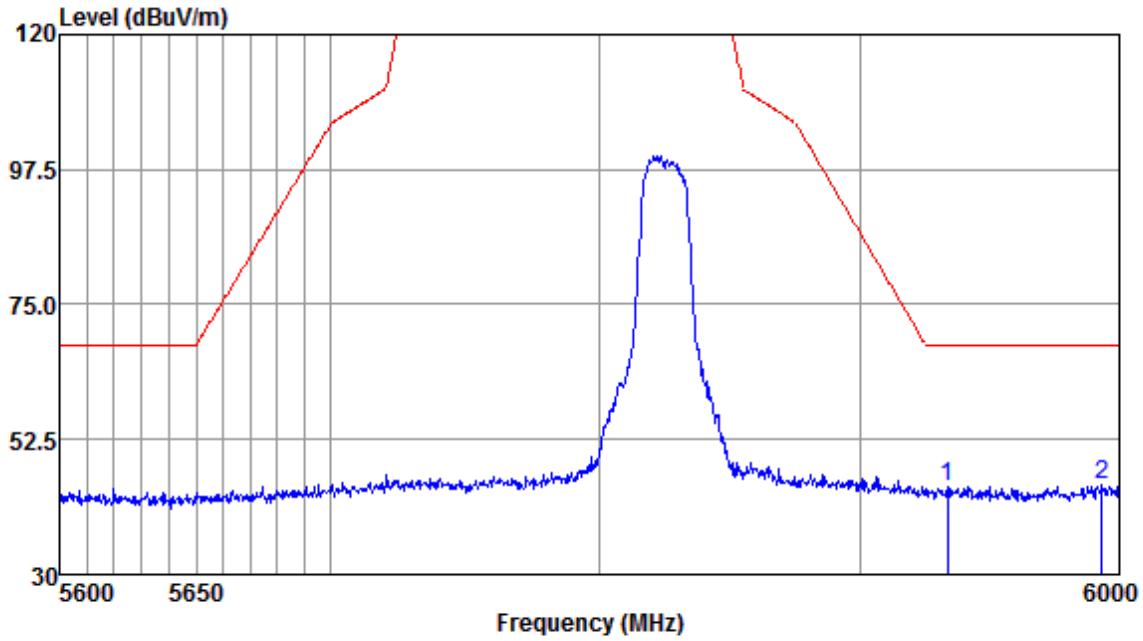

Antenna Polarity :VERTICAL

Freq	Read Level	Antenna Factor	Cable Loss	Preamp Factor	Emission Level	Limit Line	Over Limit	Remark
MHz	dBuv	dB/m	dB	dB	dBuv/m	dBuv/m	dB	
5933.31	45.78	32.19	5.22	38.51	44.68	68.20	-23.52	Peak
5993.38	45.95	32.20	5.22	38.50	44.87	68.20	-23.33	Peak

Note:Emission Level=Read Level+Antenna Factor+Cable loss-Preamp Factor

Mode:j; Polarization:Horizontal; Modulation:c; bandwidth:40MHz; Channel:Low

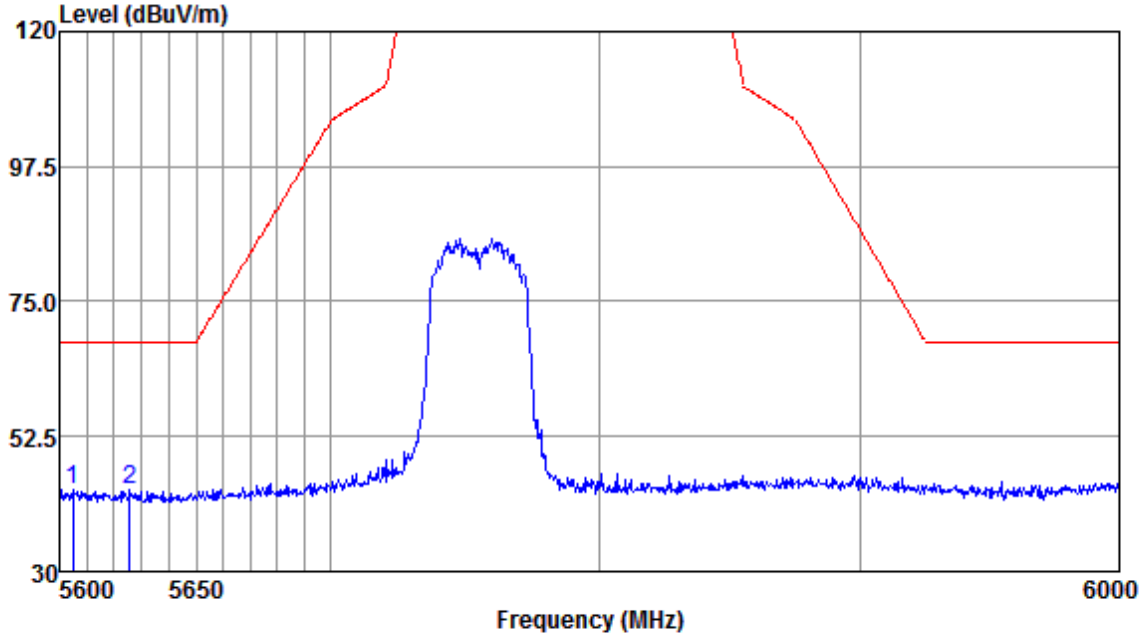

Antenna Polarity :HORIZONTAL

Freq	Read Level	Antenna Factor	Cable Loss	Preamp Factor	Emission Level	Limit Line	Over Limit	Remark
MHz	dBuv	dB/m	dB	dB	dBuv/m	dBuv/m	dB	
5605.03	45.13	32.12	4.96	38.58	43.63	68.20	-24.57	Peak
5625.56	44.77	32.13	5.16	38.58	43.48	68.20	-24.72	Peak

Note:Emission Level=Read Level+Antenna Factor+Cable loss-Preamp Factor

Mode:j; Polarization:Vertical; Modulation:c; bandwidth:40MHz; Channel:Low

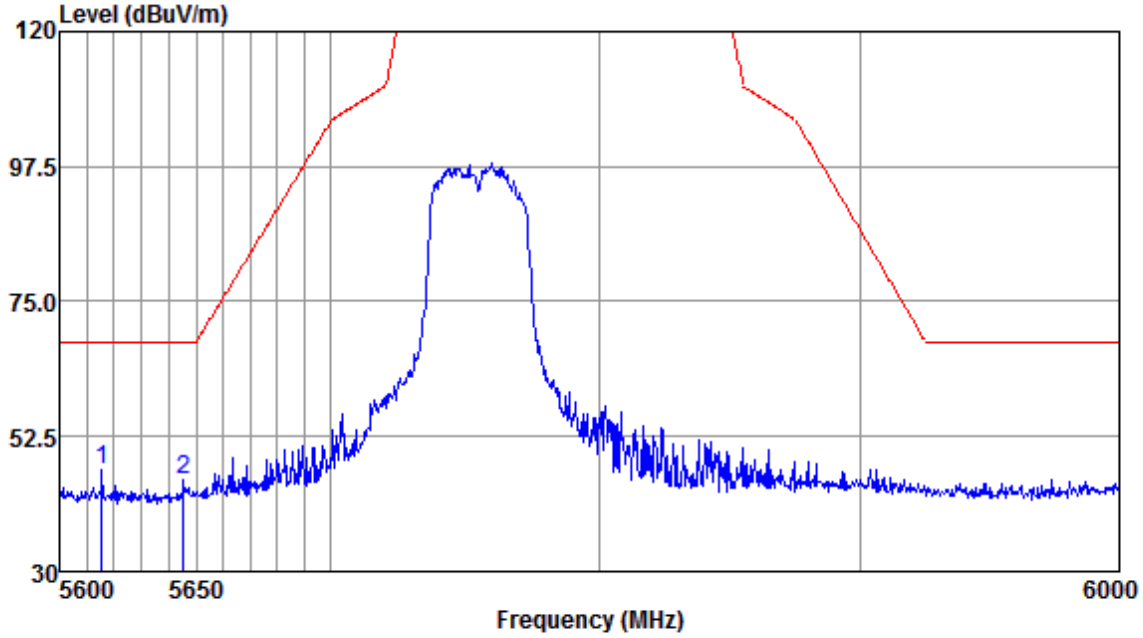

Antenna Polarity :VERTICAL

Freq	Read Level	Antenna Factor	Cable Loss	Preamp Factor	Emission Level	Limit Line	Over Limit	Remark
MHz	dBuv	dB/m	dB	dB	dBuv/m	dBuv/m	dB	
5615.48	48.33	32.12	5.06	38.58	46.93	68.20	-21.27	Peak
5645.39	46.51	32.13	5.11	38.57	45.18	68.20	-23.02	Peak

Note:Emission Level=Read Level+Antenna Factor+Cable loss-Preamp Factor

Mode:j; Polarization:Horizontal; Modulation:c; bandwidth:40MHz; Channel:High

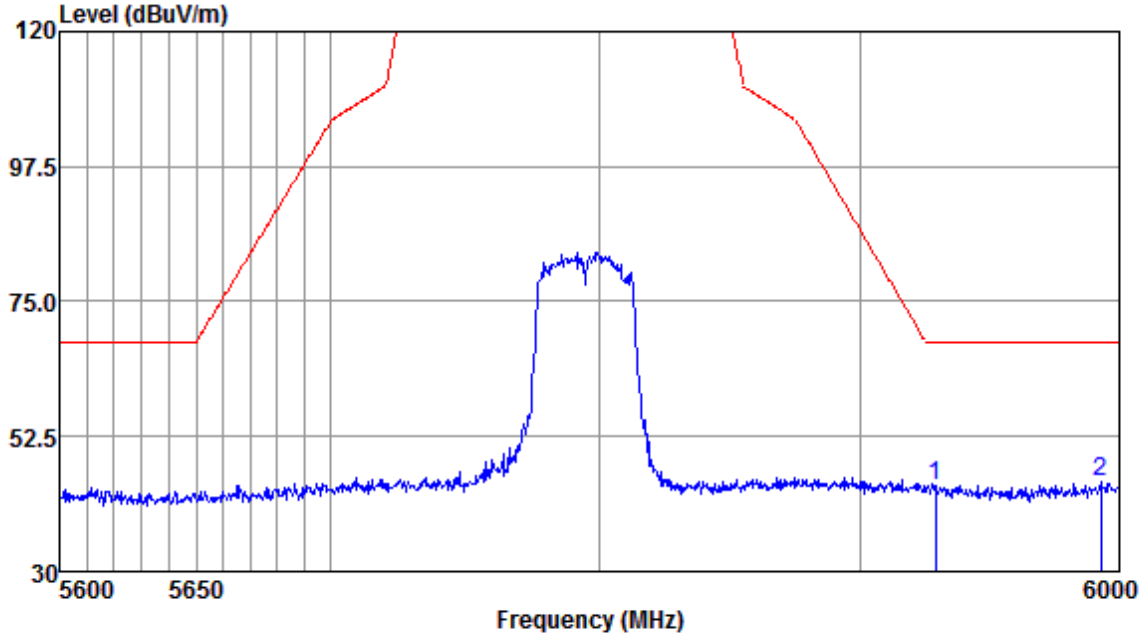

Antenna Polarity :HORIZONTAL

Freq	Read Level	Antenna Factor	Cable Loss	Preamp Factor	Emission Level	Limit Line	Over Limit	Remark
MHz	dBuv	dB/m	dB	dB	dBuv/m	dBuv/m	dB	
5928.81	45.54	32.19	5.22	38.51	44.44	68.20	-23.76	Peak
5992.97	46.08	32.20	5.22	38.50	45.00	68.20	-23.20	Peak

Note:Emission Level=Read Level+Antenna Factor+Cable loss-Preamp Factor

Mode:j; Polarization:Vertical; Modulation:c; bandwidth:40MHz; Channel:High

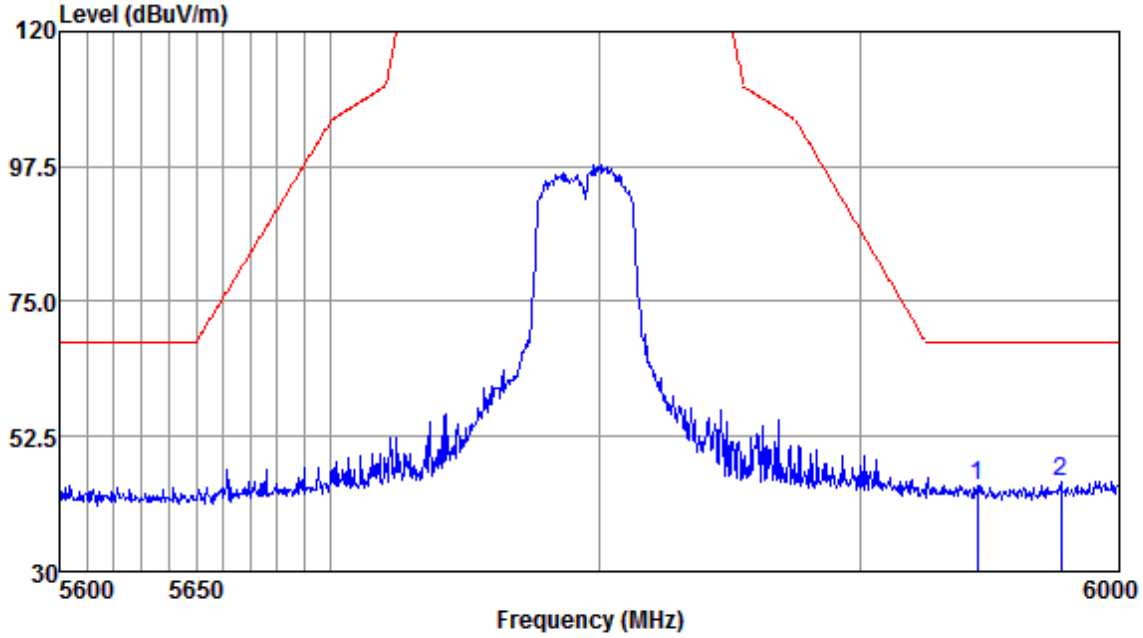

Antenna Polarity :VERTICAL

Freq	Read Level	Antenna Factor	Cable Loss	Preamp Factor	Emission Level	Limit Line	Over Limit	Remark
MHz	dBuv	dB/m	dB	dB	dBuv/m	dBuv/m	dB	
5944.79	45.45	32.19	5.32	38.51	44.45	68.20	-23.75	Peak
5977.28	46.08	32.20	5.26	38.50	45.04	68.20	-23.16	Peak

Note:Emission Level=Read Level+Antenna Factor+Cable loss-Preamp Factor

Mode:j; Polarization:Horizontal; Modulation:c; bandwidth:80MHz; Channel:Low

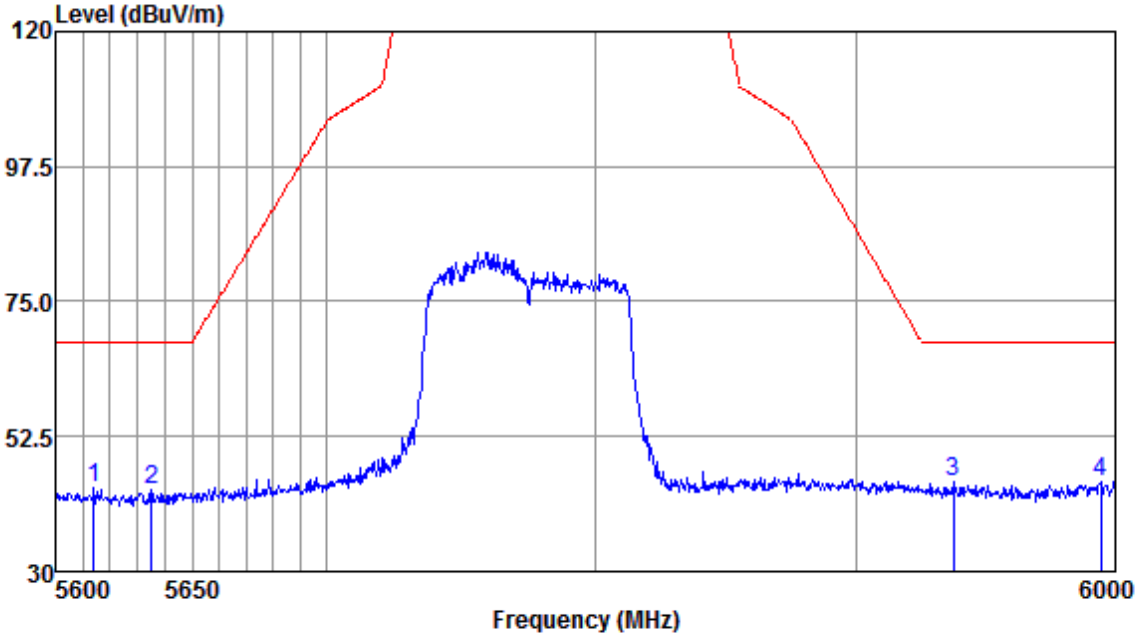

Antenna Polarity :HORIZONTAL

Freq	Read Level	Antenna Factor	Cable Loss	Preamp Factor	Emission Level	Limit Line	Over Limit	Remark
MHz	dBuv	dB/m	dB	dB	dBuv/m	dBuv/m	dB	
5613.93	45.48	32.12	5.06	38.58	44.08	68.20	-24.12	Peak
5635.27	44.76	32.13	5.16	38.57	43.48	68.20	-24.72	Peak
5937.00	45.84	32.19	5.32	38.51	44.84	68.20	-23.36	Peak
5994.21	45.93	32.20	5.22	38.50	44.85	68.20	-23.35	Peak

Note:Emission Level=Read Level+Antenna Factor+Cable loss-Preamp Factor

Mode:j; Polarization:Vertical; Modulation:c; bandwidth:80MHz; Channel:Low

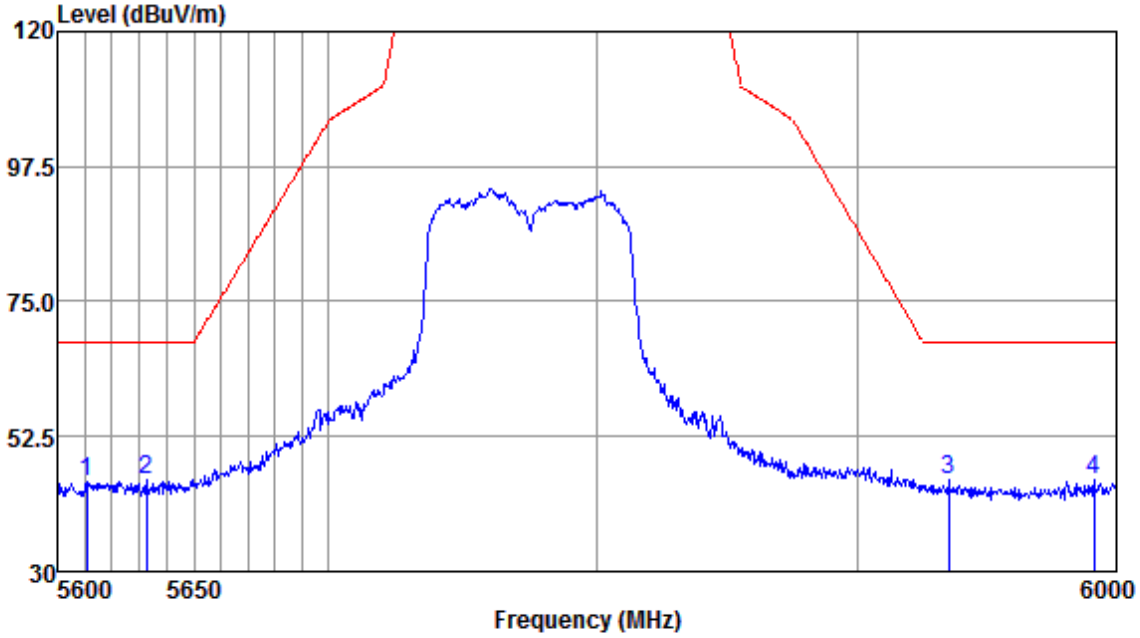

Antenna Polarity :VERTICAL

Freq	Read Level	Antenna Factor	Cable Loss	Preamp Factor	Emission Level	Limit Line	Over Limit	Remark
MHz	dBuv	dB/m	dB	dB	dBuv/m	dBuv/m	dB	
5610.83	46.19	32.12	5.06	38.58	44.79	68.20	-23.41	Peak
5632.55	46.44	32.13	5.16	38.57	45.16	68.20	-23.04	Peak
5934.95	46.22	32.19	5.22	38.51	45.12	68.20	-23.08	Peak
5991.31	46.38	32.20	5.22	38.50	45.30	68.20	-22.90	Peak

Note:Emission Level=Read Level+Antenna Factor+Cable loss-Preamp Factor

7.10 Frequency Stability

Test Requirement: 47 CFR Part 15, Subpart C 15.407 (g)

Test Method: ANSI C63.10 (2013) Section 6.8

Limit: The frequency tolerance shall be maintained within the band of operation frequency over a temperature variation of -30 degrees to 60 degrees C at normal supply voltage, and for a variation in the primary supply voltage from 85% to 115% of the rated supply voltage at a temperature of 20 degrees C.

7.10.1 E.U.T. Operation

Operating Environment:

Temperature: 20 °C Humidity: 50 % RH Atmospheric Pressure: 1010 mbar

Test mode: b:TX mode (Band 1)_Keep the EUT in continuously transmitting mode with all modulation types. All data rates for each modulation type have been tested and found the data rate @ 6Mbps is the worst case of IEEE 802.11a; data rate @ MCS0 is the worst case of IEEE 802.11n(HT20); data rate @ MCS0 is the worst case of IEEE 802.11n(HT40); data rate @ MCS0 is the worst case of IEEE 802.11ac(VHT20); data rate @ MCS0 is the worst case of IEEE 802.11ac(VHT40); data rate @ MCS0 is the worst case of IEEE 802.11ac(VHT80). Only the data of worst case is recorded in the report.

c:TX mode (Band 2A)_Keep the EUT in continuously transmitting mode with all modulation types. All data rates for each modulation type have been tested and found the data rate @ 6Mbps is the worst case of IEEE 802.11a; data rate @ MCS0 is the worst case of IEEE 802.11n(HT20); data rate @ MCS0 is the worst case of IEEE 802.11n(HT40); data rate @ MCS0 is the worst case of IEEE 802.11ac(VHT20); data rate @ MCS0 is the worst case of IEEE 802.11ac(VHT40); data rate @ MCS0 is the worst case of IEEE 802.11ac(VHT80). Only the data of worst case is recorded in the report.

d:TX mode (Band 2C)_Keep the EUT in continuously transmitting mode with all modulation types. All data rates for each modulation type have been tested and found the data rate @ 6Mbps is the worst case of IEEE 802.11a; data rate @ MCS0 is the worst case of IEEE 802.11n(HT20); data rate @ MCS0 is the worst case of IEEE 802.11n(HT40); data rate @ MCS0 is the worst case of IEEE 802.11ac(VHT20); data rate @ MCS0 is the worst case of IEEE 802.11ac(VHT40); data rate @ MCS0 is the worst case of IEEE 802.11ac(VHT80). Only the data of worst case is recorded in the report.

e:TX mode (Band 3)_Keep the EUT in continuously transmitting mode with all modulation types. All data rates for each modulation type have been tested and found the data rate @ 6Mbps is the worst case of IEEE 802.11a; data rate @ MCS0 is the worst case of IEEE 802.11n(HT20); data rate @ MCS0 is the worst case of IEEE 802.11n(HT40); data rate @ MCS0 is the worst case of IEEE 802.11ac(VHT20); data rate @ MCS0 is the worst case of IEEE 802.11ac(VHT40); data rate @ MCS0 is the worst case of IEEE 802.11ac(VHT80). Only the data of worst case is recorded in the report.

7.10.2 Test Setup Diagram

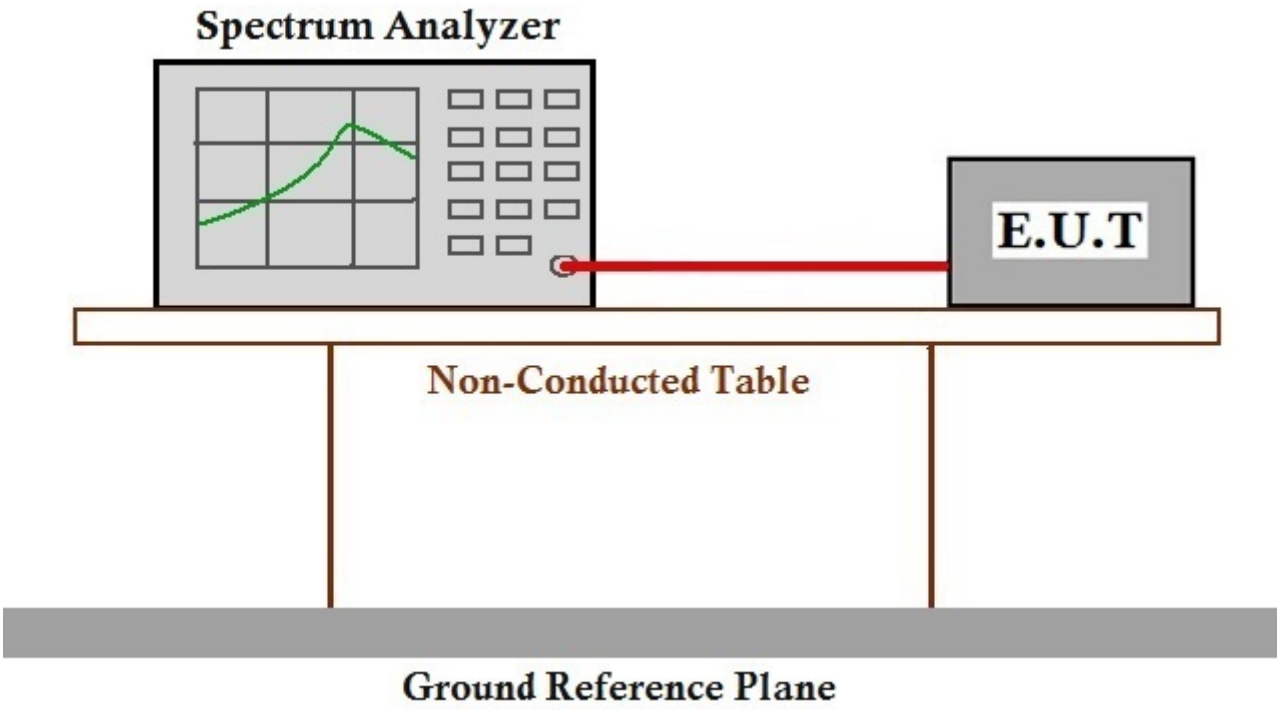

7.10.3 Measurement Procedure and Data

The detailed test data see: Appendix B SHEM190201114502

8 Test Setup Photographs

Refer to the < Test Setup photos-FCC>.

9 EUT Constructional Details

Refer to the < External Photos > & < Internal Photos >.

- End of the Report -