Band 5,UL Channel 20625,UL Frequency 846.5,BW 5.0,NO. RB 25,RB POS. Low,16-QAM

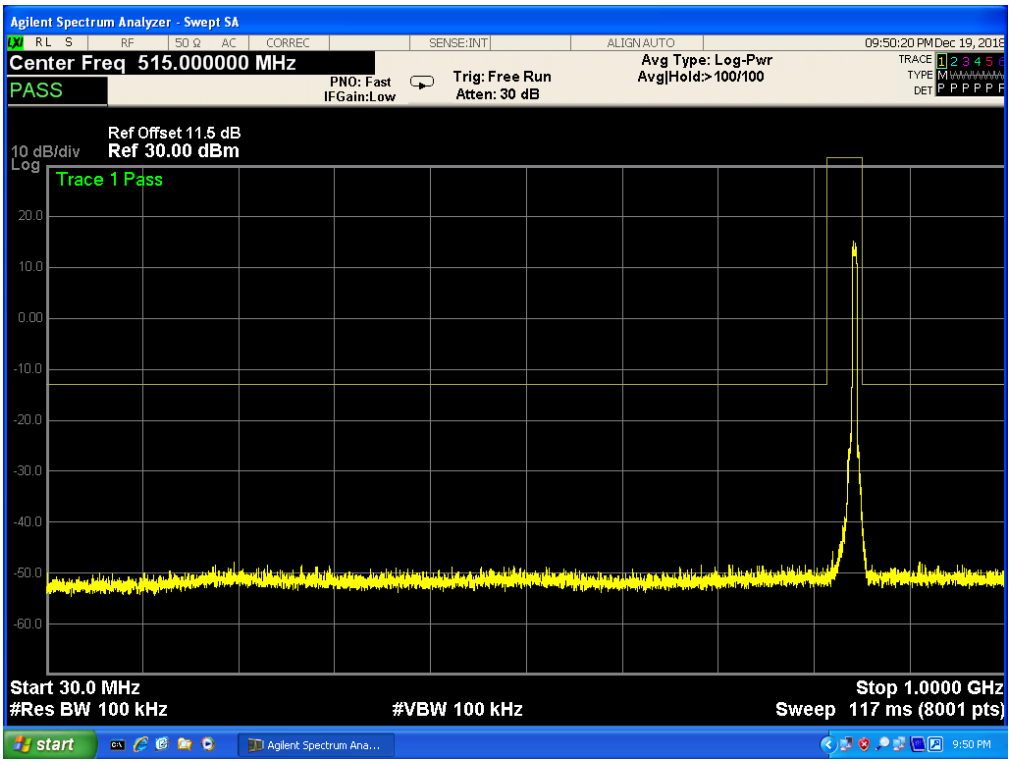

Band 5,UL Channel 20625,UL Frequency 846.5,BW 5.0,NO. RB 25,RB POS. Low,16-QAM

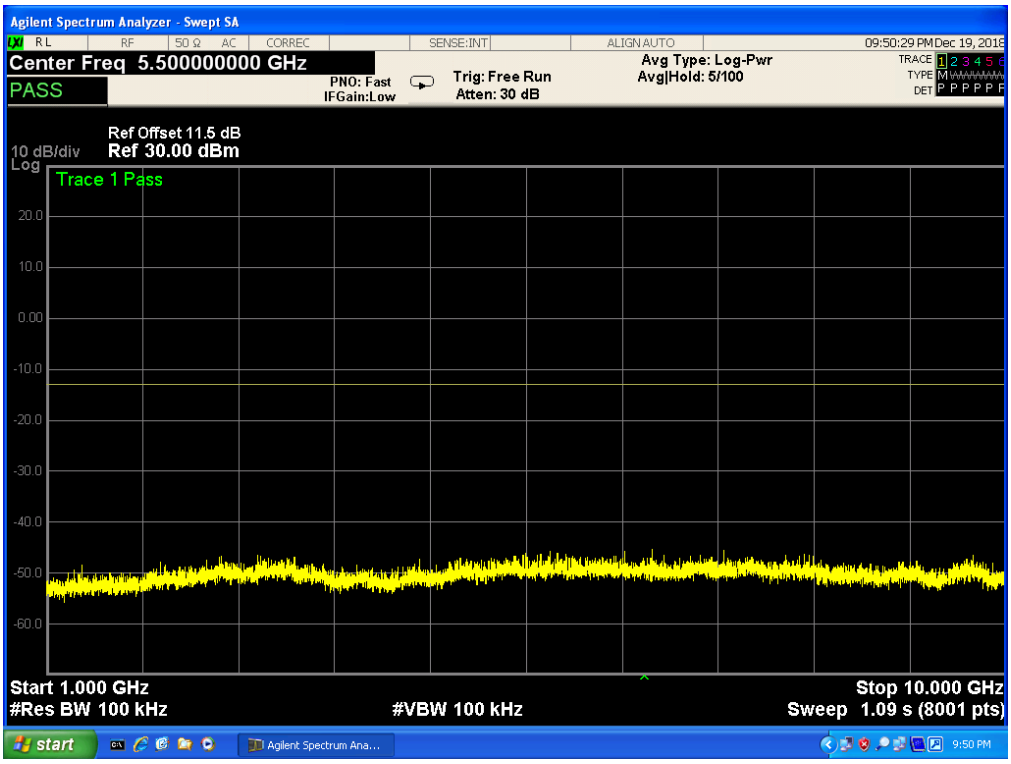

Band 5,UL Channel 20450,UL Frequency 829.0,BW 10.0,NO. RB 50,RB POS. Low,QPSK

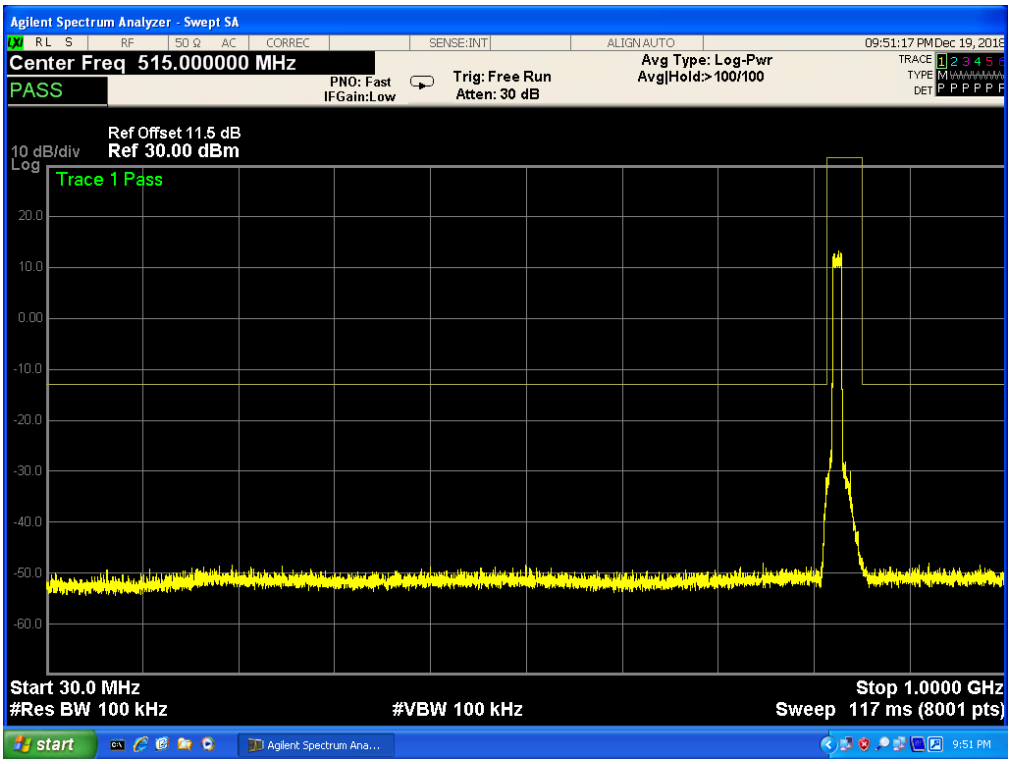

Band 5,UL Channel 20450,UL Frequency 829.0,BW 10.0,NO. RB 50,RB POS. Low,QPSK

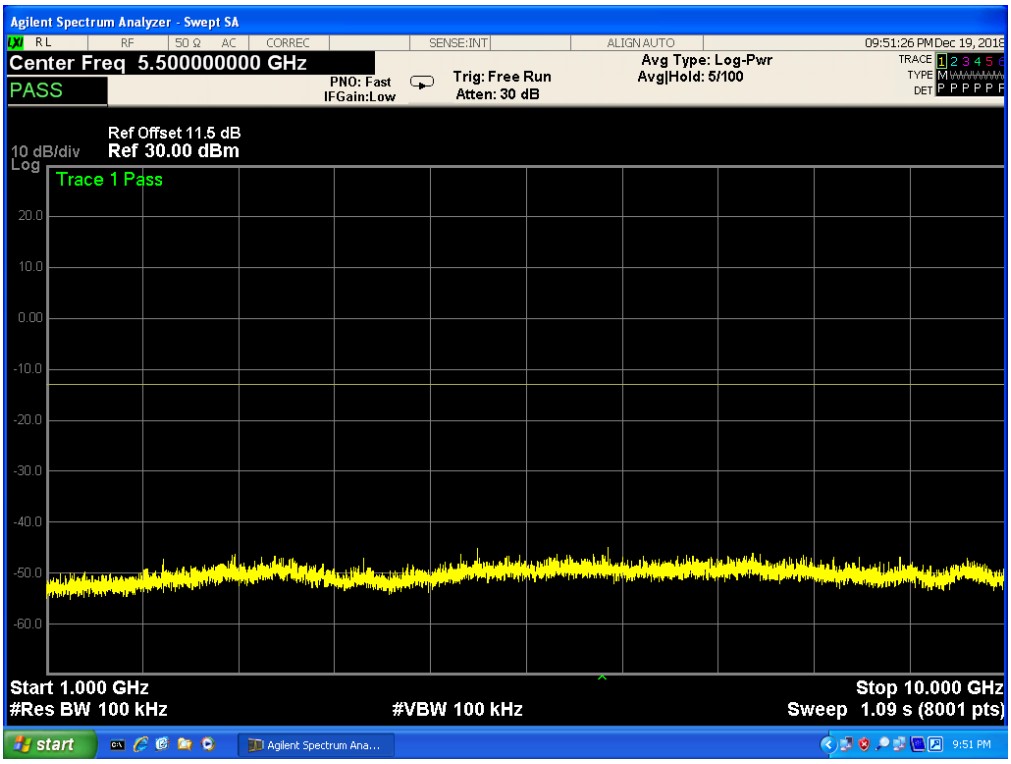

Band 5,UL Channel 20450,UL Frequency 829.0,BW 10.0,NO. RB 50,RB POS. Low,16-QAM

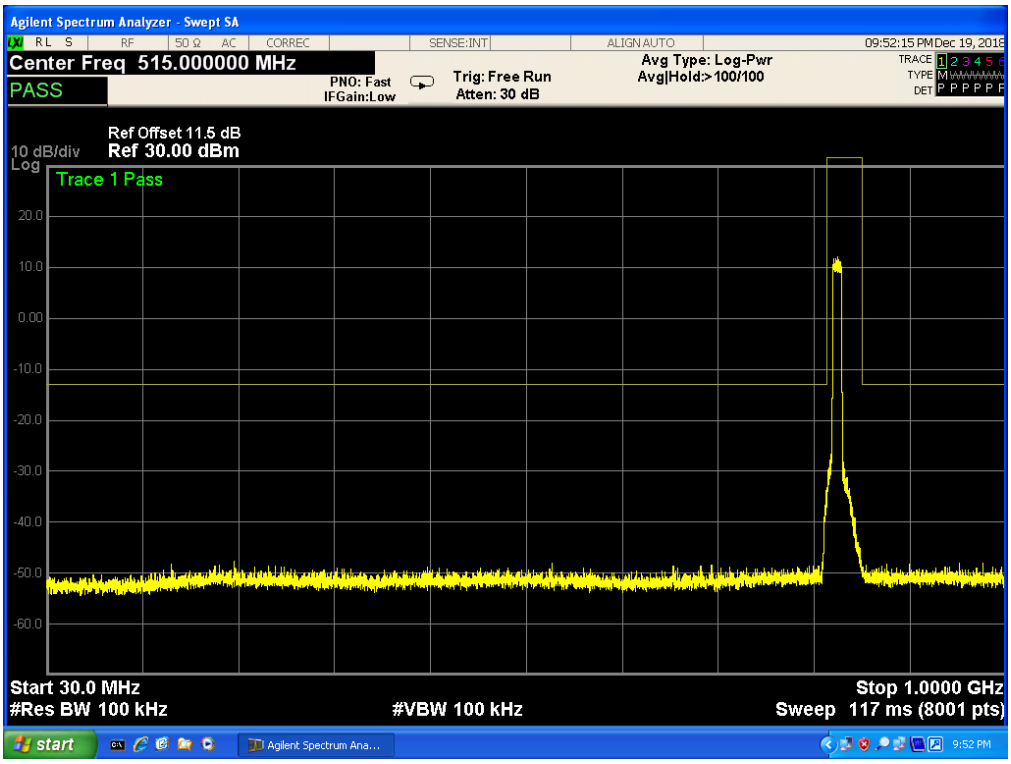

Band 5,UL Channel 20450,UL Frequency 829.0,BW 10.0,NO. RB 50,RB POS. Low,16-QAM

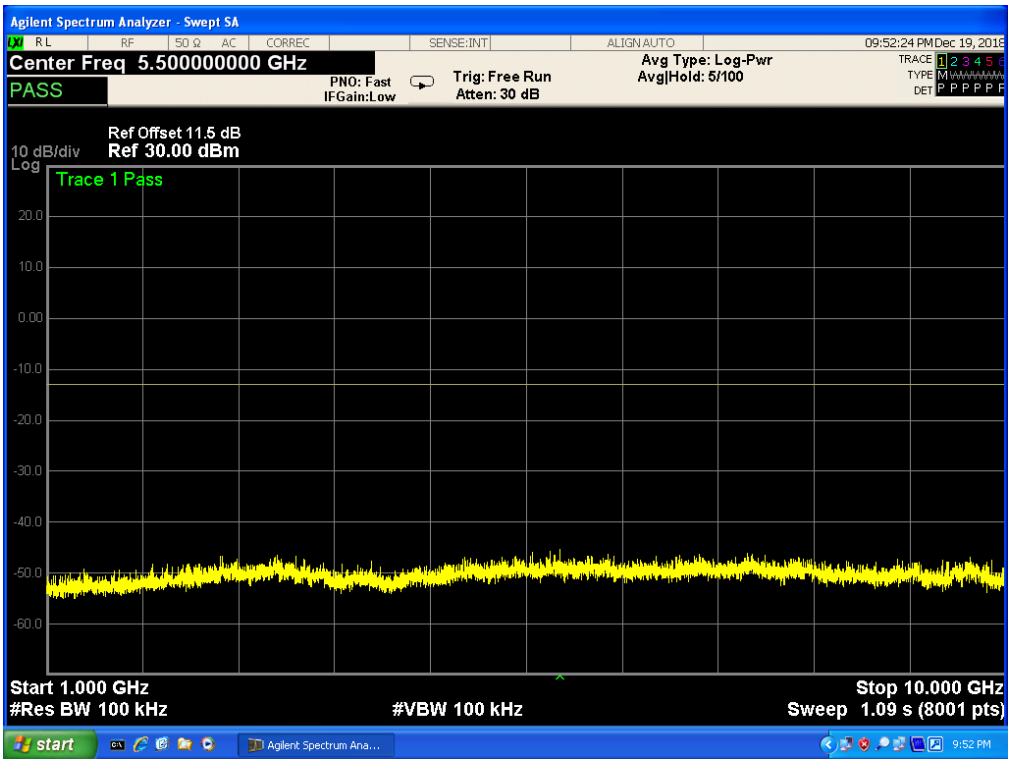

Band 5,UL Channel 20600,UL Frequency 844.0,BW 10.0,NO. RB 50,RB POS. Low,QPSK

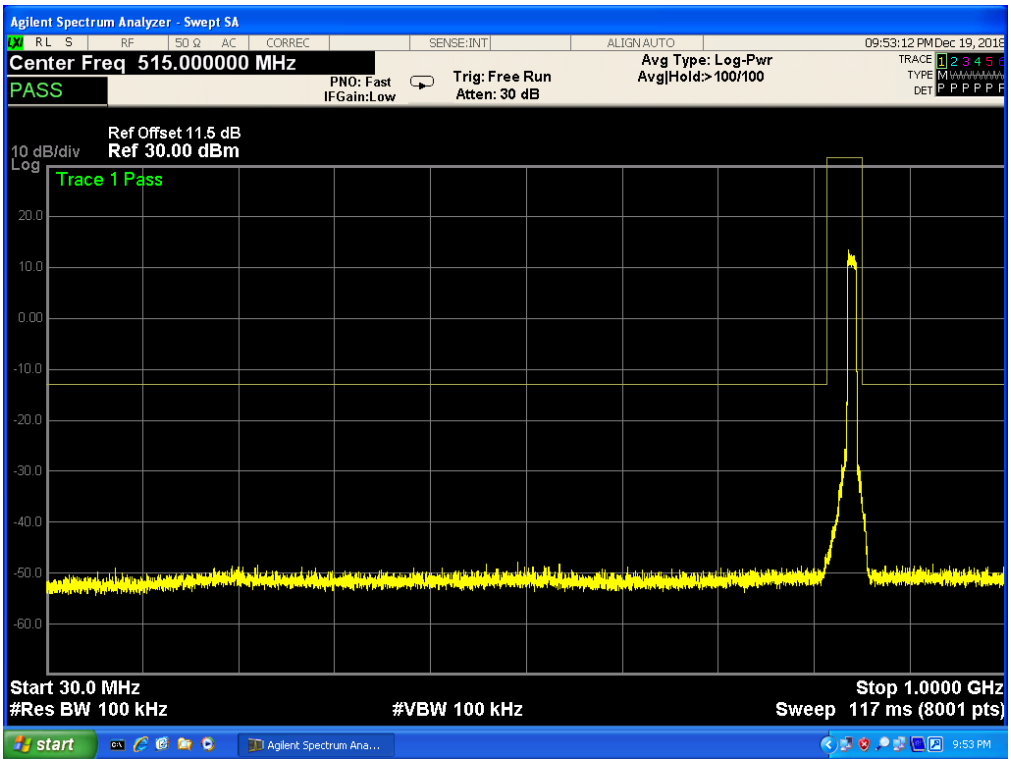

Band 5,UL Channel 20600,UL Frequency 844.0,BW 10.0,NO. RB 50,RB POS. Low,QPSK

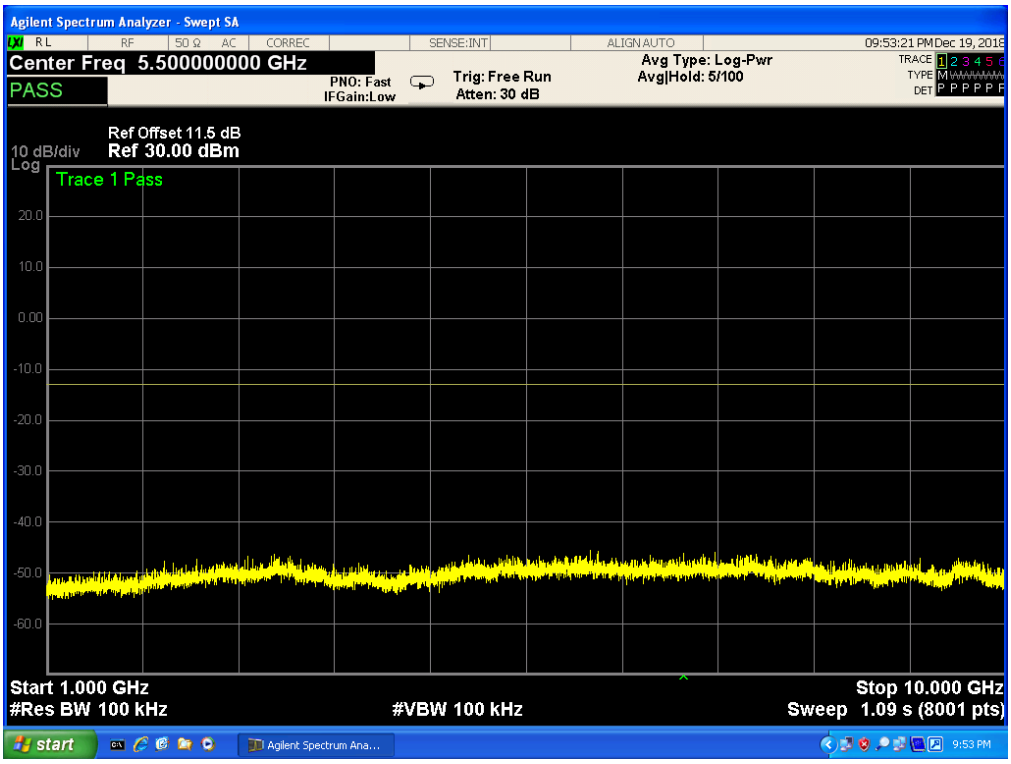

Band 5,UL Channel 20600,UL Frequency 844.0,BW 10.0,NO. RB 50,RB POS. Low,16-QAM

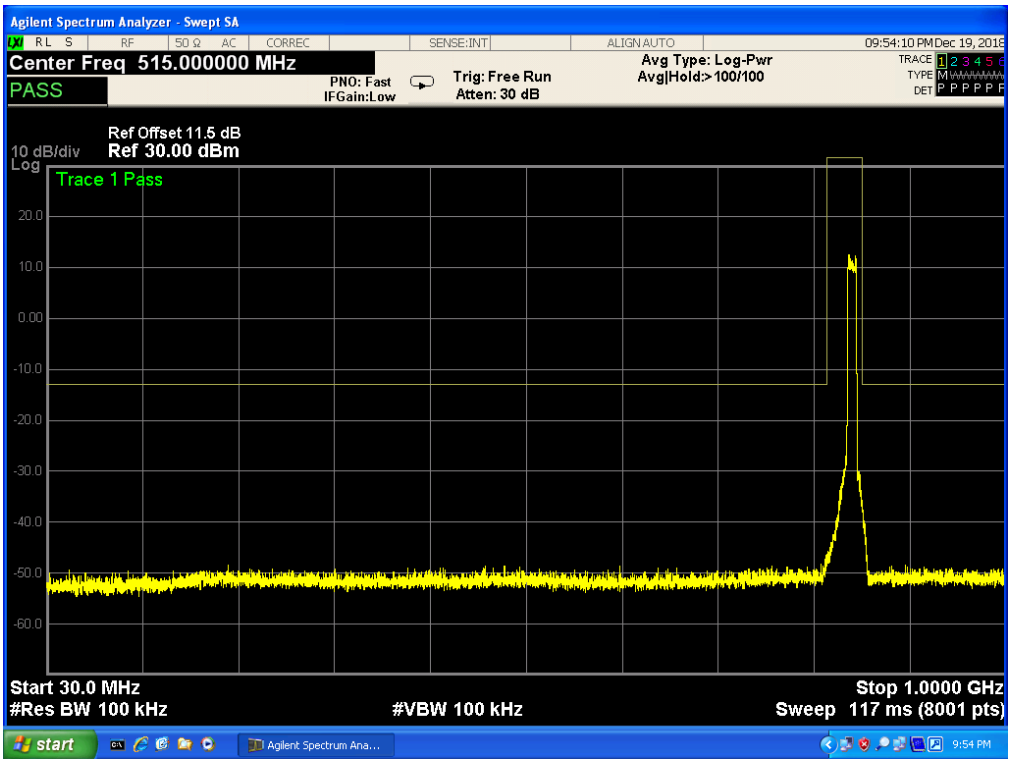

Band 5,UL Channel 20600,UL Frequency 844.0,BW 10.0,NO. RB 50,RB POS. Low,16-QAM

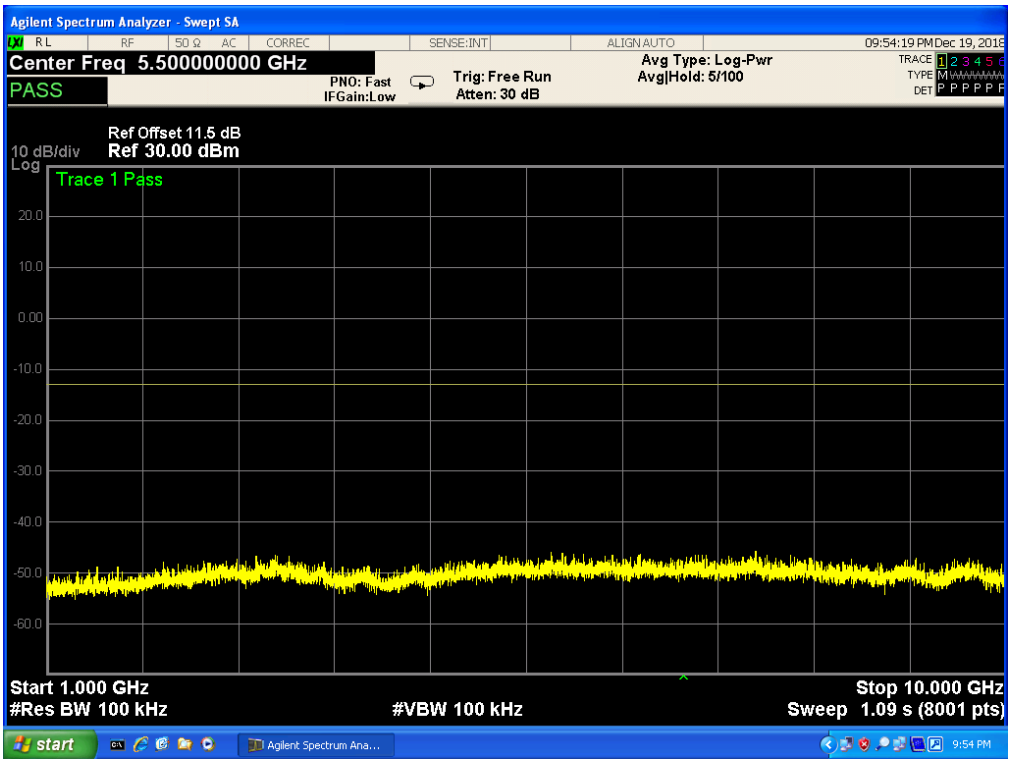

7.4 LTE BAND 7

Band 7,UL Channel 20775,UL Frequency 2502.5,BW 5.0,NO. RB 25,RB POS. Low,QPSK

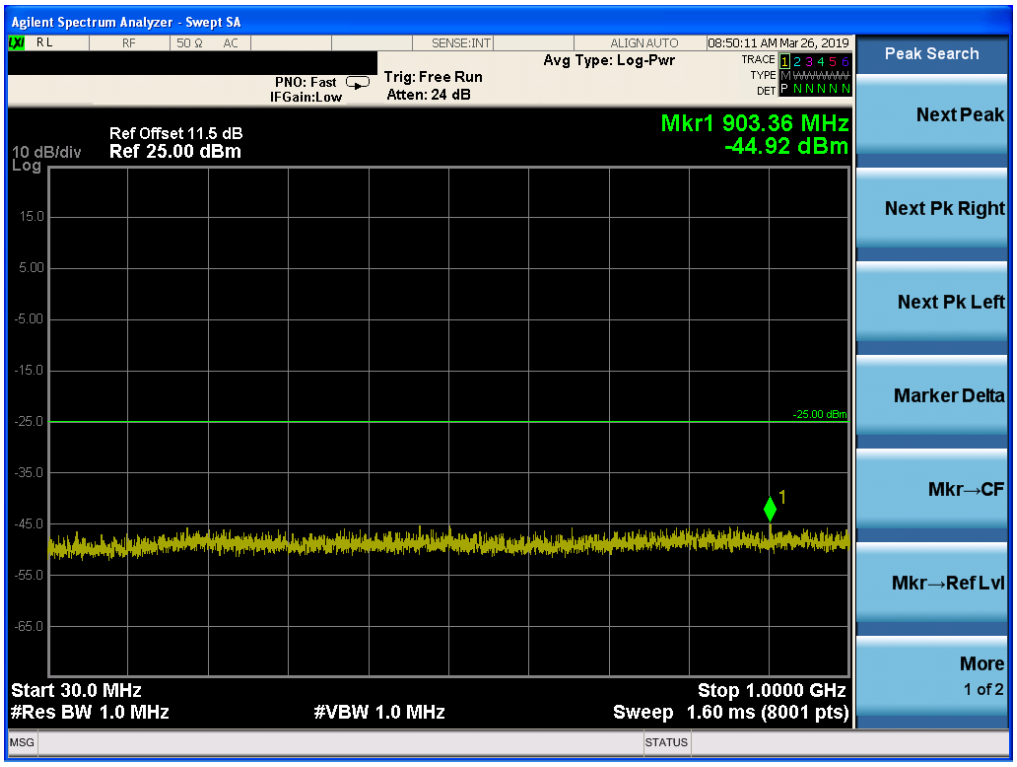

Band 7,UL Channel 20775,UL Frequency 2502.5,BW 5.0,NO. RB 25,RB POS. Low,QPSK

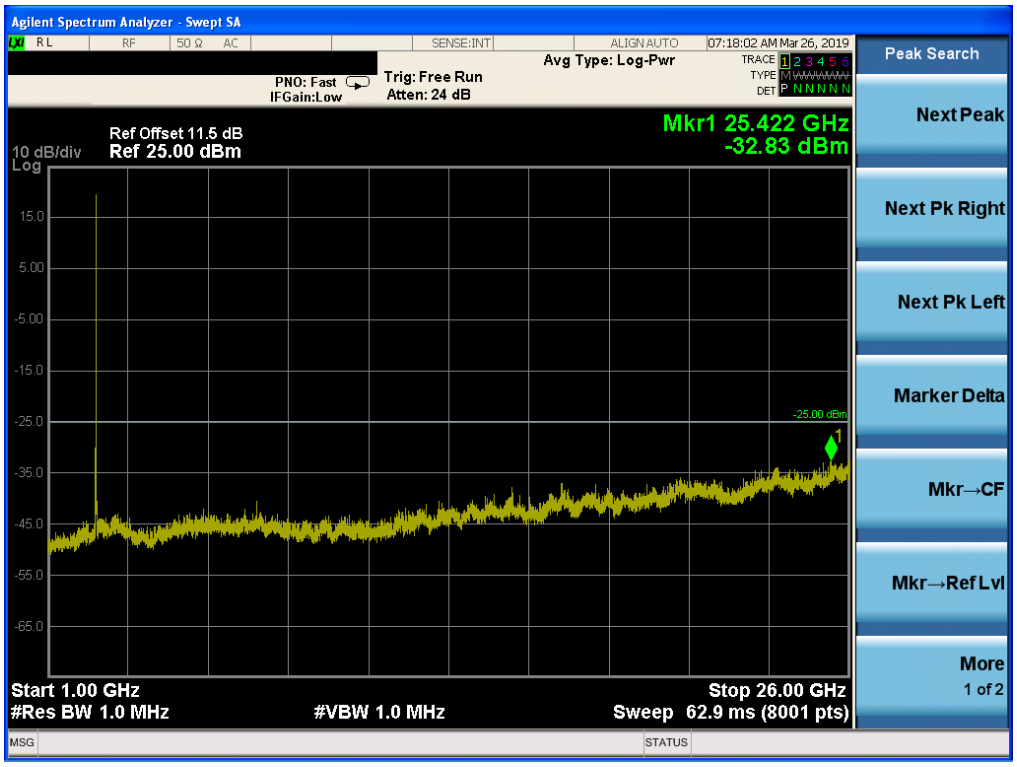

Band 7,UL Channel 20775,UL Frequency 2502.5,BW 5.0,NO. RB 25,RB POS. Low,16-QAM

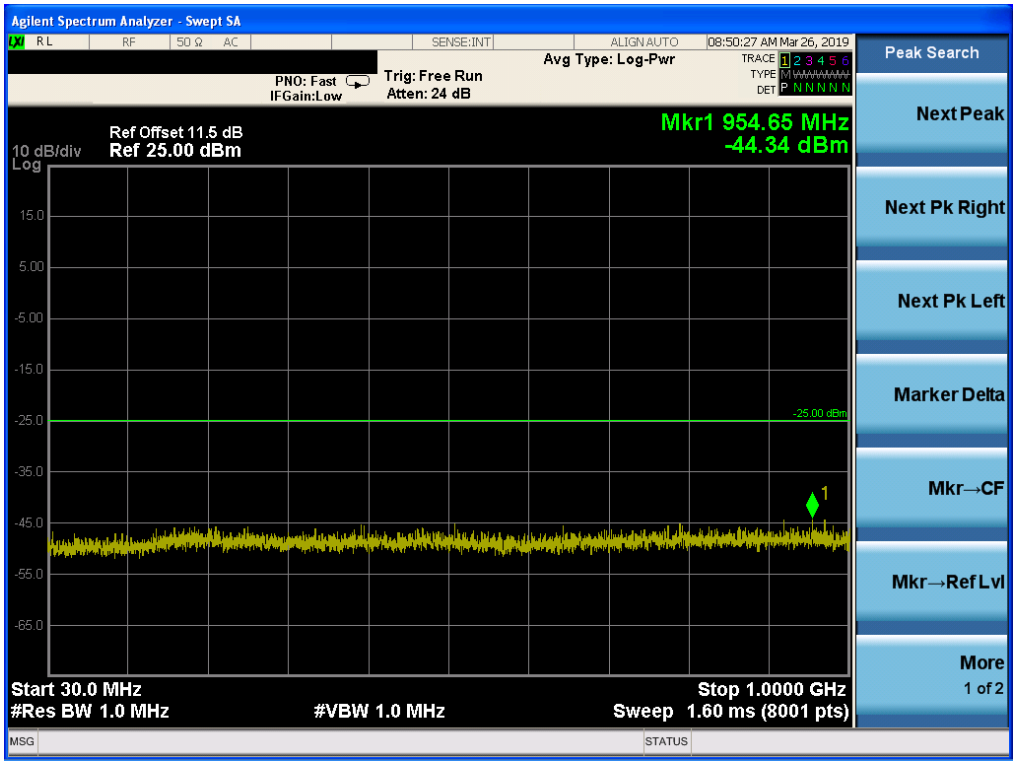

Band 7,UL Channel 20775,UL Frequency 2502.5,BW 5.0,NO. RB 25,RB POS. Low,16-QAM

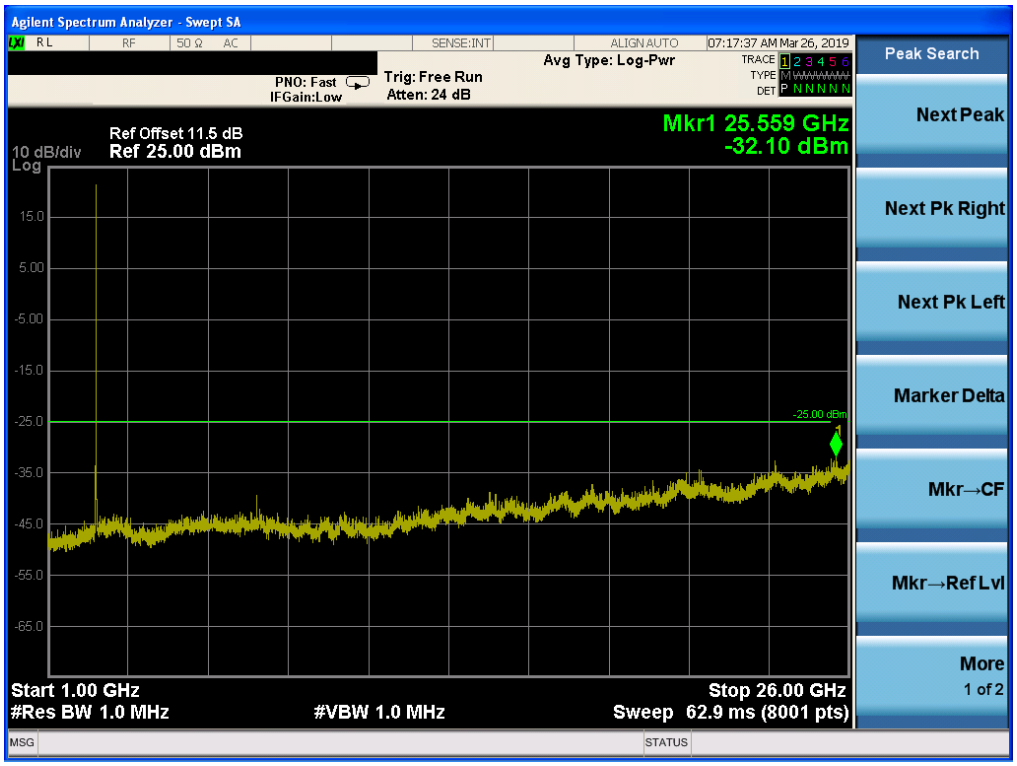

Band 7,UL Channel 21425,UL Frequency 2567.5,BW 5.0,NO. RB 25,RB POS. Low,QPSK

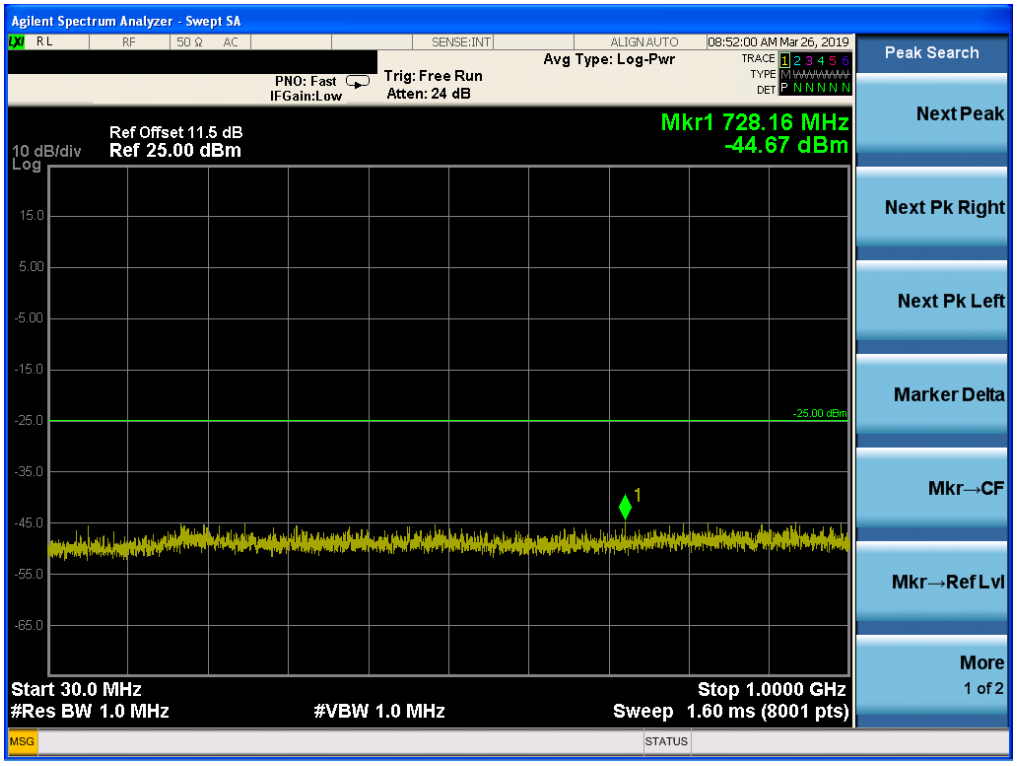

Band 7,UL Channel 21425,UL Frequency 2567.5,BW 5.0,NO. RB 25,RB POS. Low,QPSK

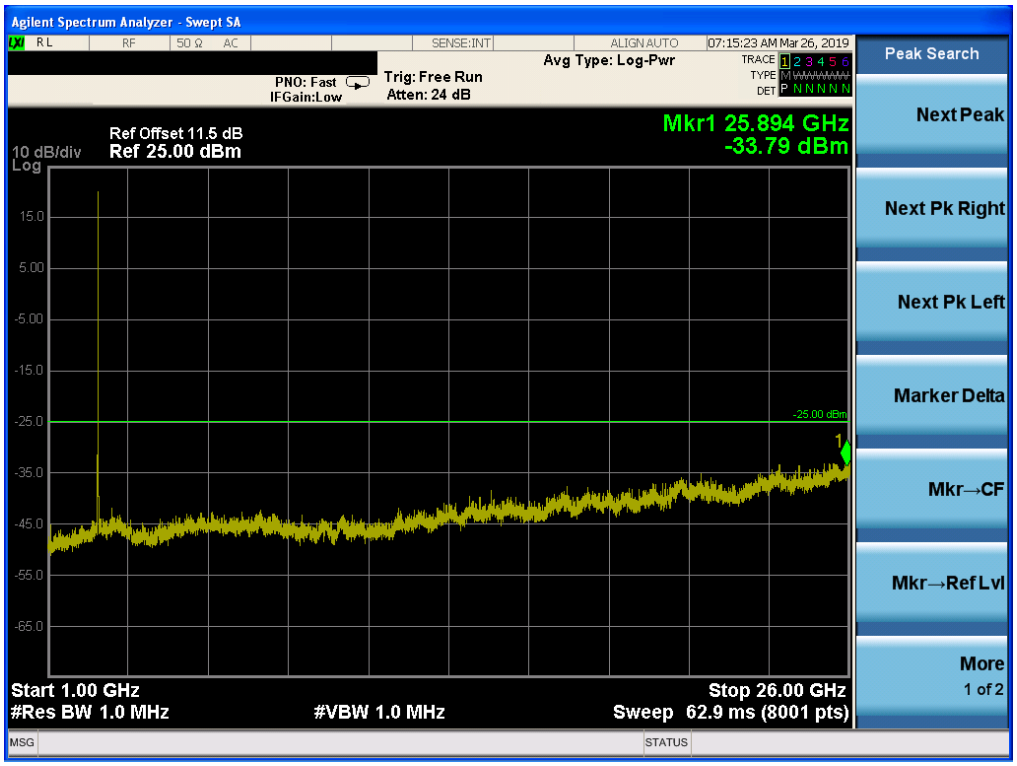

Band 7,UL Channel 21425,UL Frequency 2567.5,BW 5.0,NO. RB 25,RB POS. Low,16-QAM

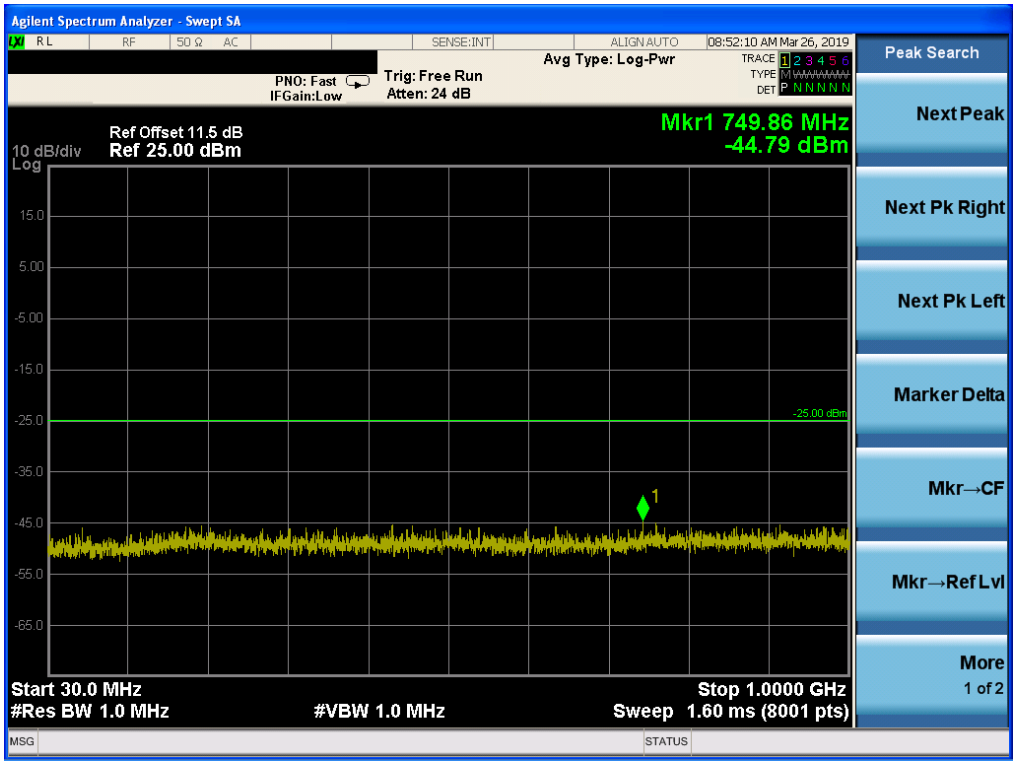

Band 7,UL Channel 21425,UL Frequency 2567.5,BW 5.0,NO. RB 25,RB POS. Low,16-QAM

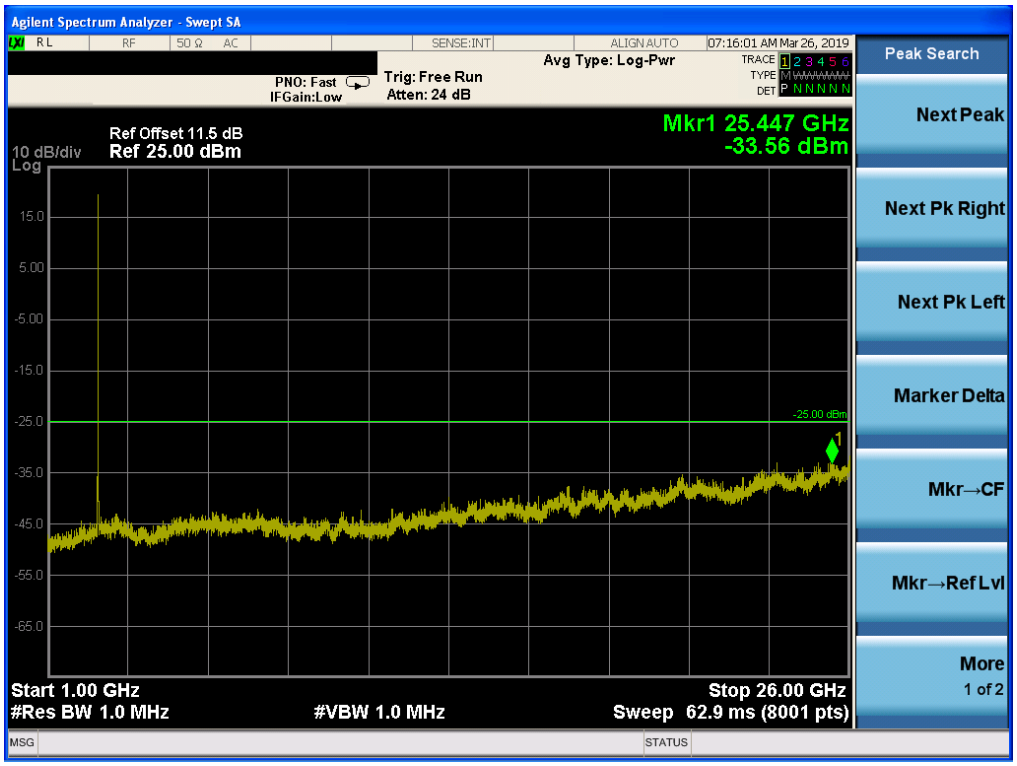

Band 7,UL Channel 20800,UL Frequency 2505.0,BW 10.0,NO. RB 50,RB POS. Low,QPSK

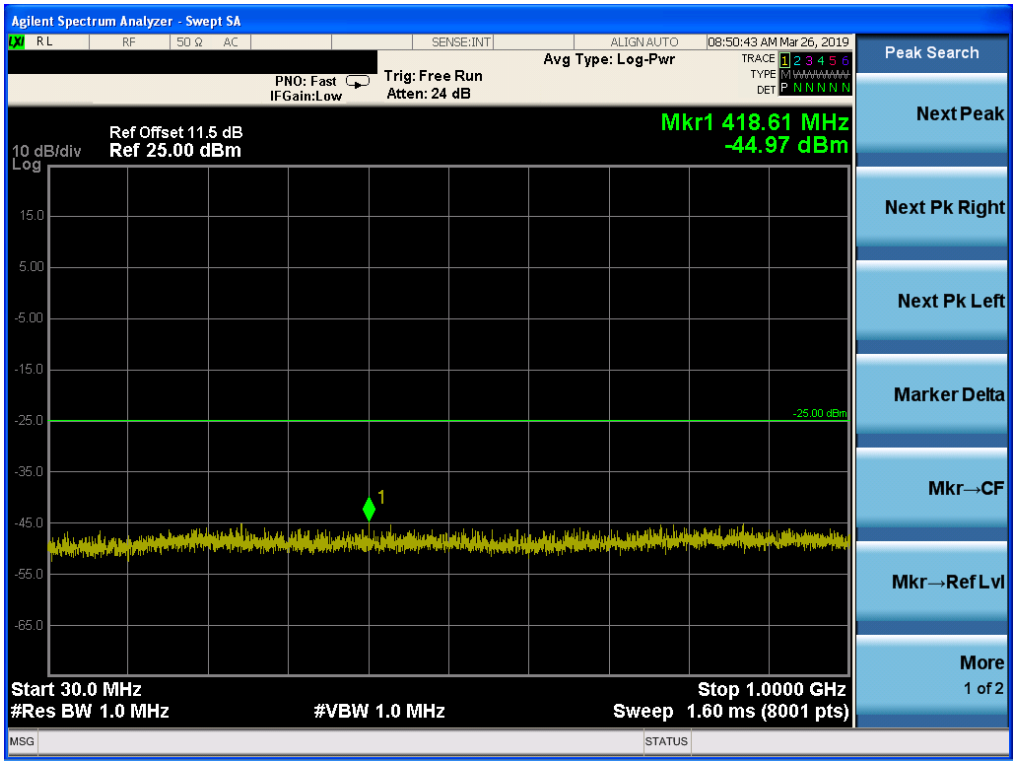

Band 7,UL Channel 20800,UL Frequency 2505.0,BW 10.0,NO. RB 50,RB POS. Low,QPSK

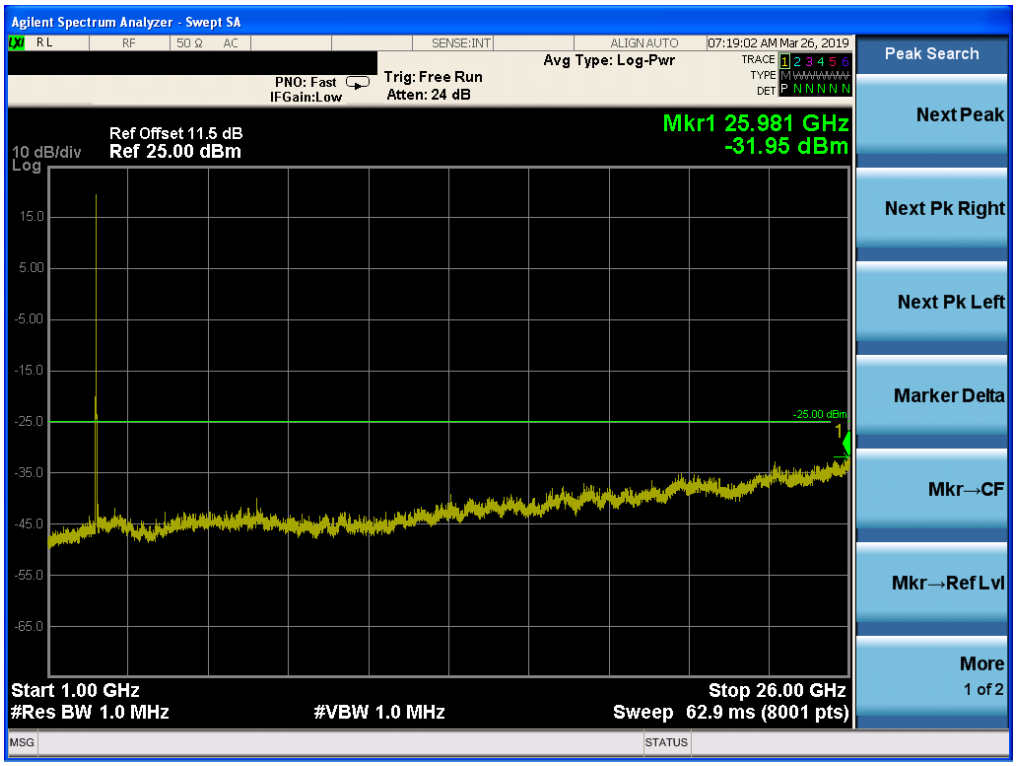

Band 7,UL Channel 20800,UL Frequency 2505.0,BW 10.0,NO. RB 50,RB POS. Low,16-QAM

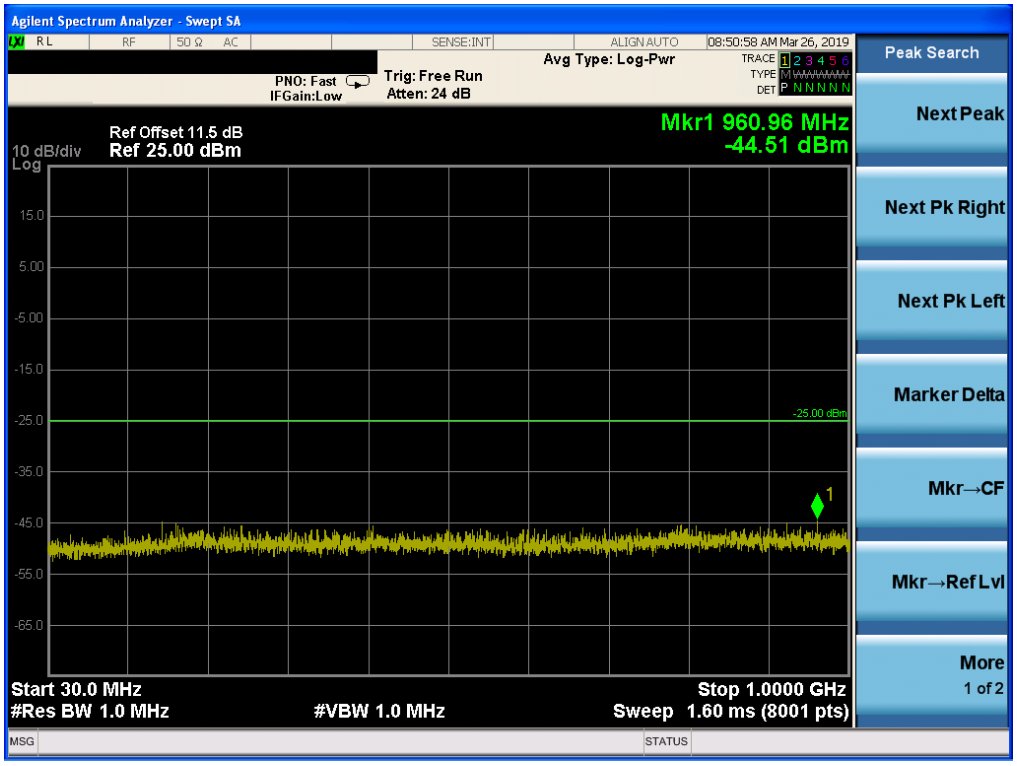

Band 7,UL Channel 20800,UL Frequency 2505.0,BW 10.0,NO. RB 50,RB POS. Low,16-QAM

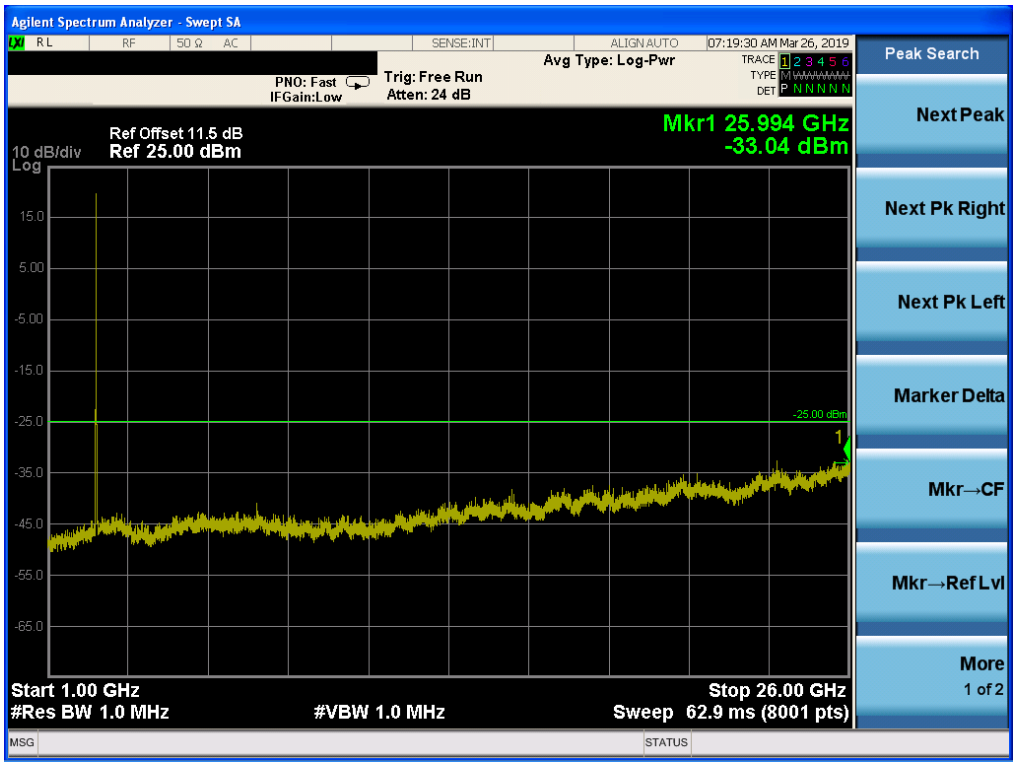

Band 7,UL Channel 21400,UL Frequency 2565.0,BW 10.0,NO. RB 50,RB POS. Low,QPSK

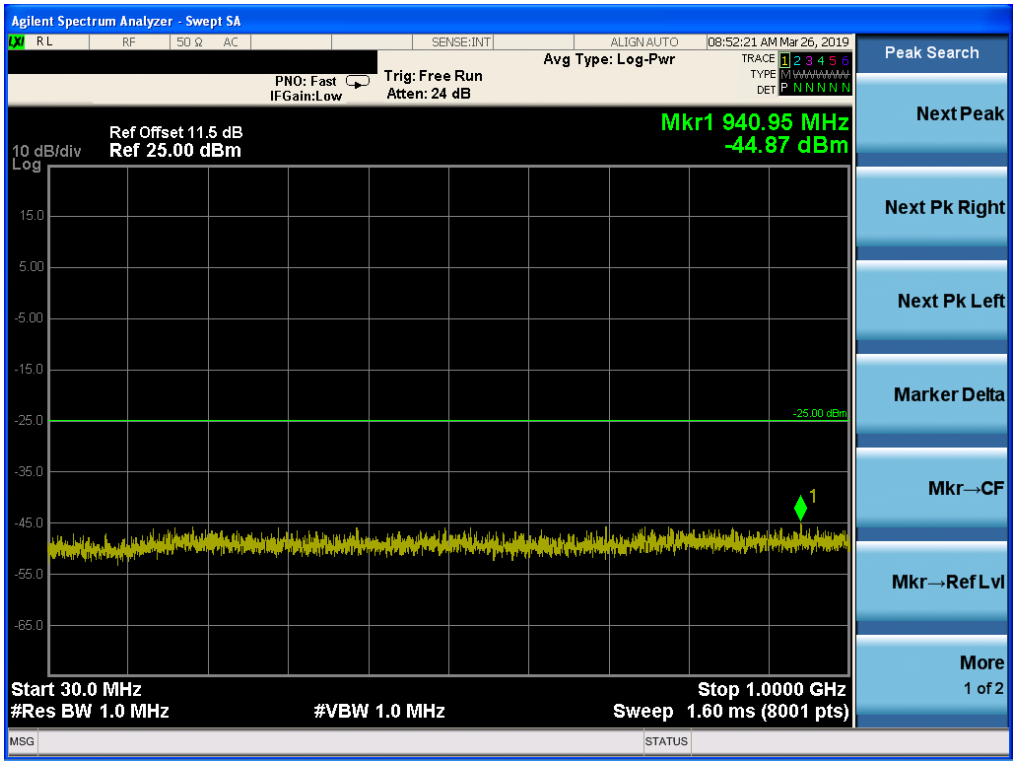

Band 7,UL Channel 21400,UL Frequency 2565.0,BW 10.0,NO. RB 50,RB POS. Low,QPSK

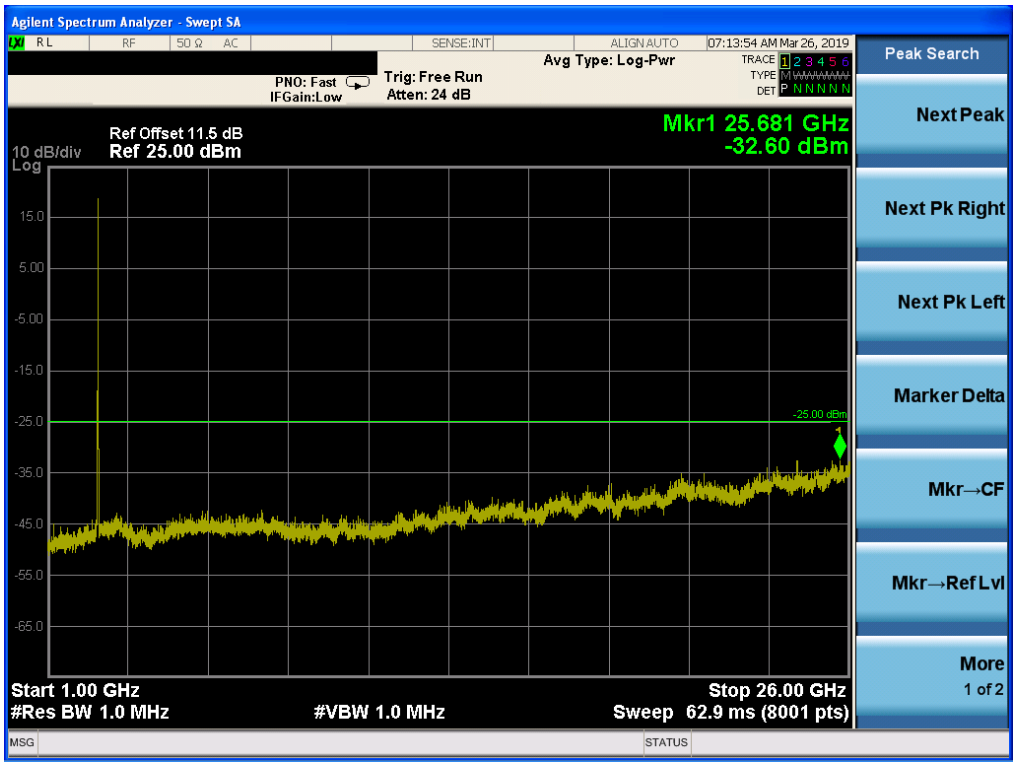

Band 7,UL Channel 21400,UL Frequency 2565.0,BW 10.0,NO. RB 50,RB POS. Low,16-QAM

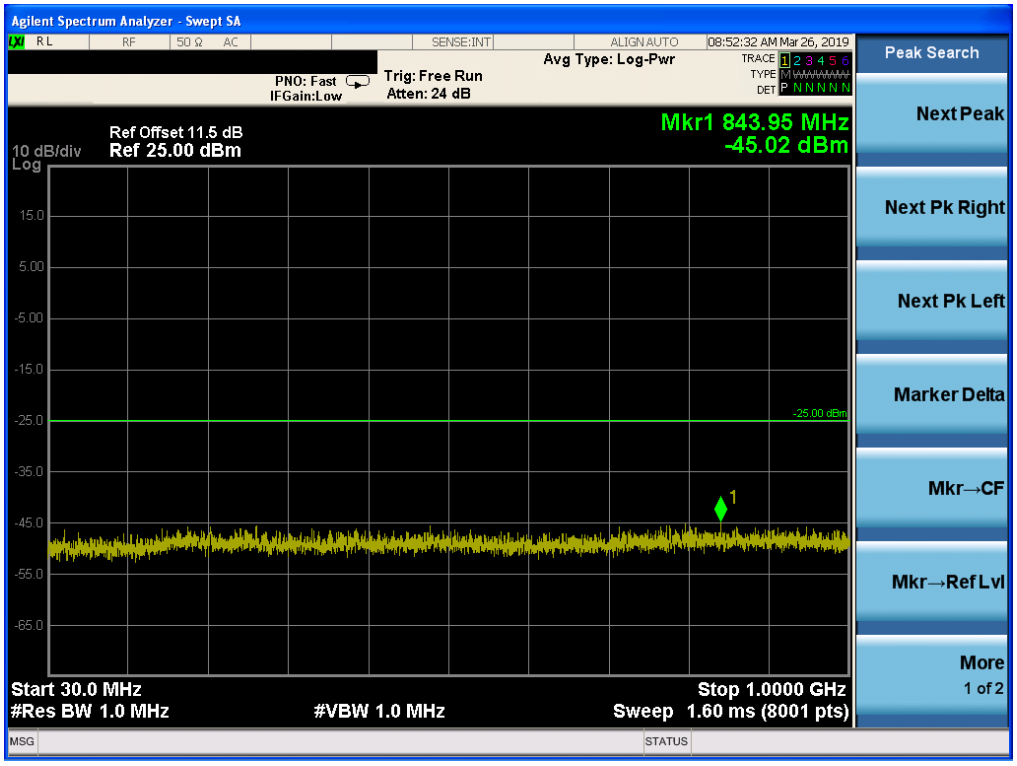

Band 7,UL Channel 21400,UL Frequency 2565.0,BW 10.0,NO. RB 50,RB POS. Low,16-QAM

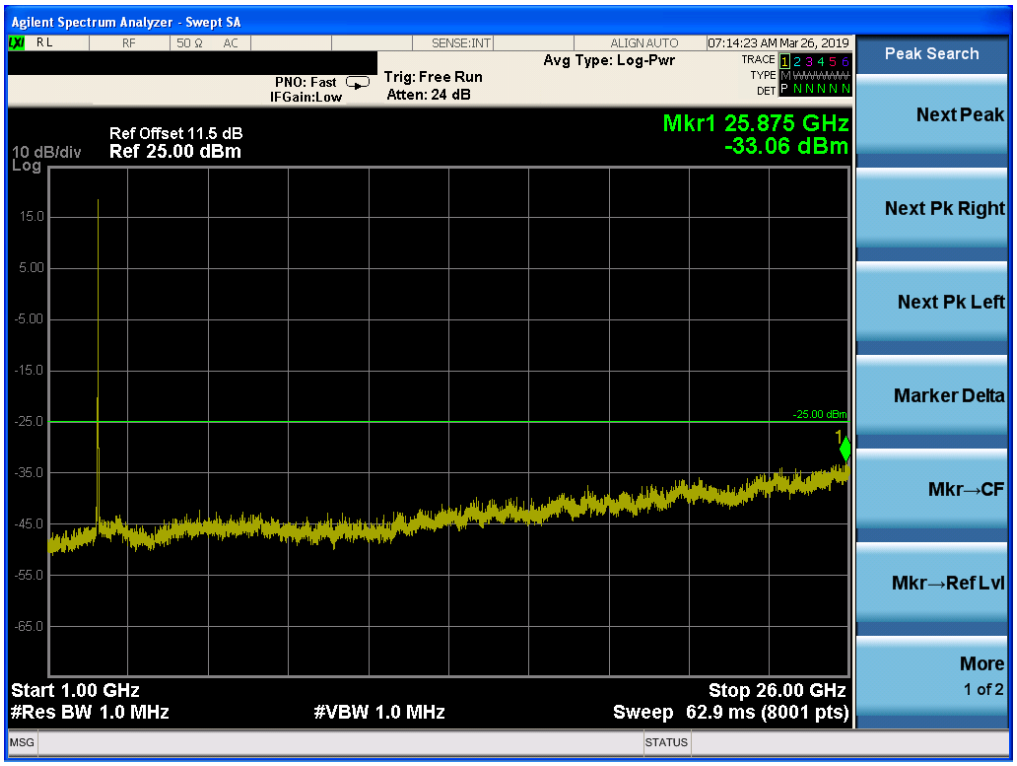

Band 7,UL Channel 20825,UL Frequency 2507.5,BW 15.0,NO. RB 75,RB POS. Low,QPSK

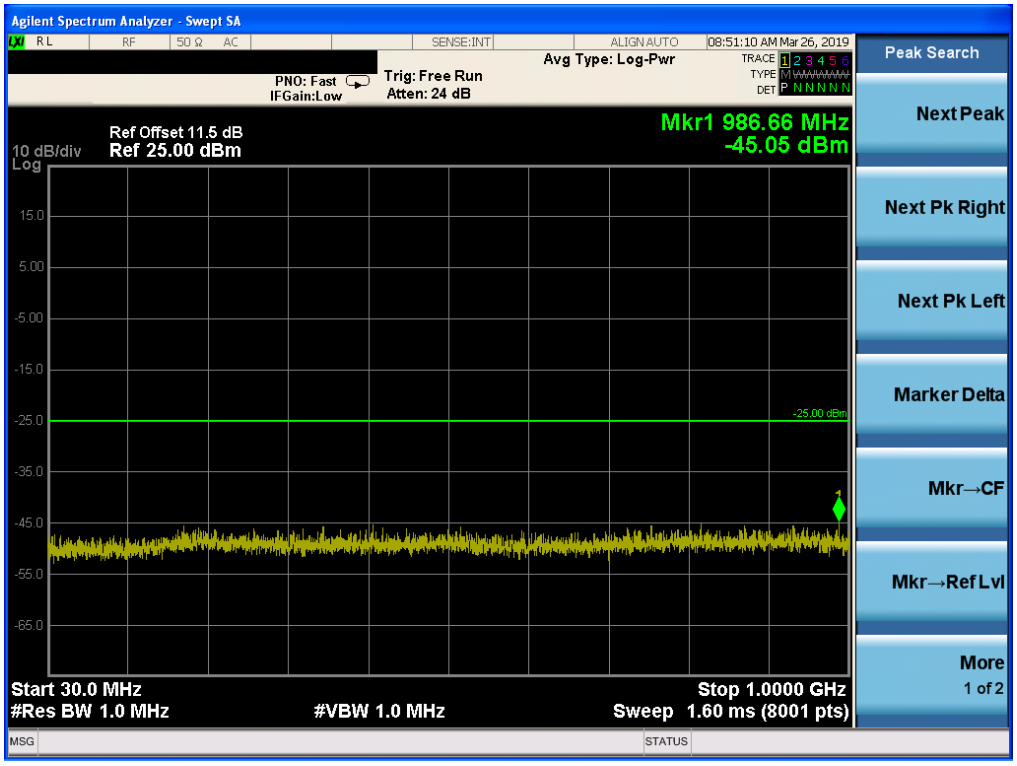

Band 7,UL Channel 20825,UL Frequency 2507.5,BW 15.0,NO. RB 75,RB POS. Low,QPSK

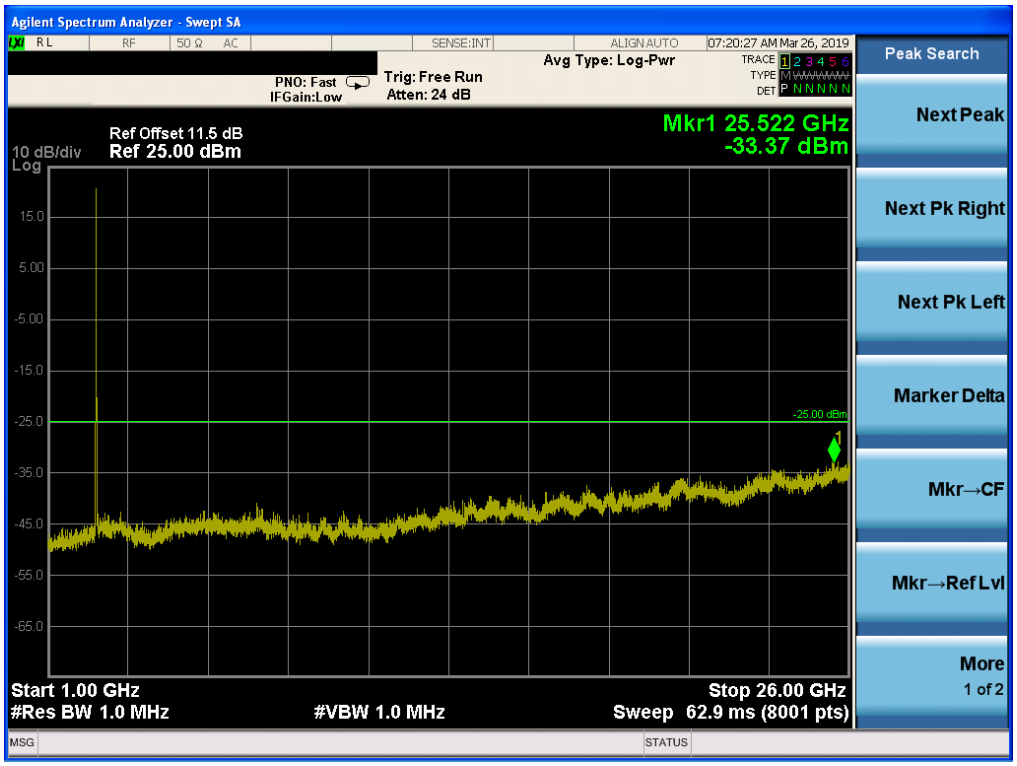

Band 7,UL Channel 20825,UL Frequency 2507.5,BW 15.0,NO. RB 75,RB POS. Low,16-QAM

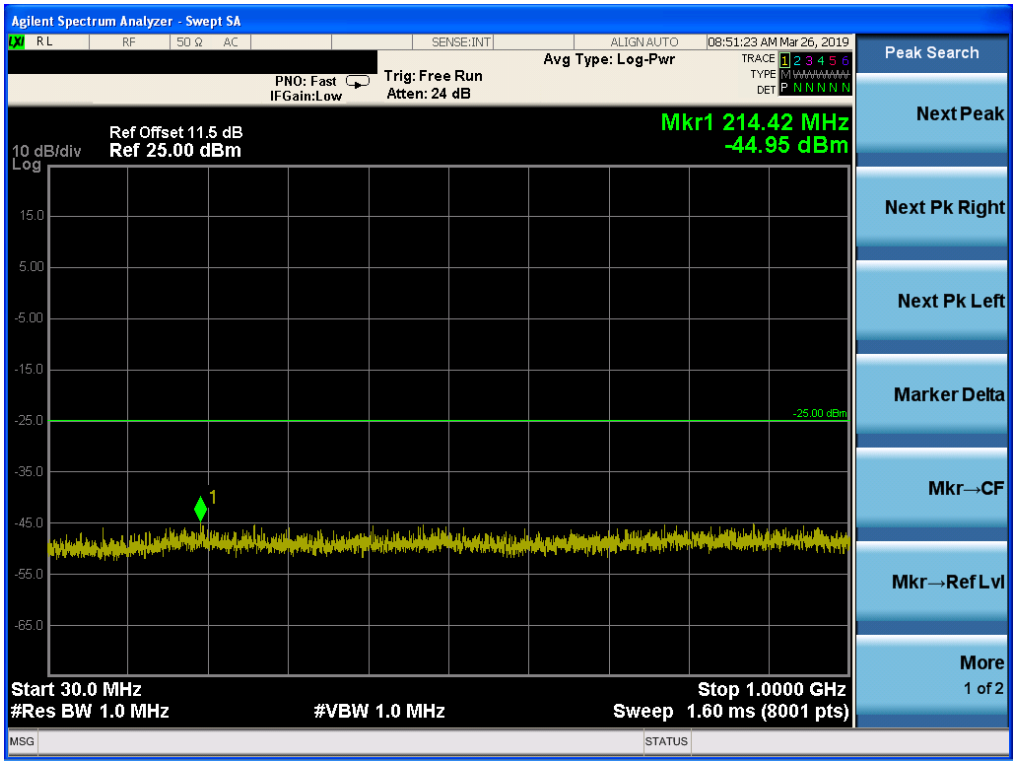

Band 7,UL Channel 20825,UL Frequency 2507.5,BW 15.0,NO. RB 75,RB POS. Low,16-QAM

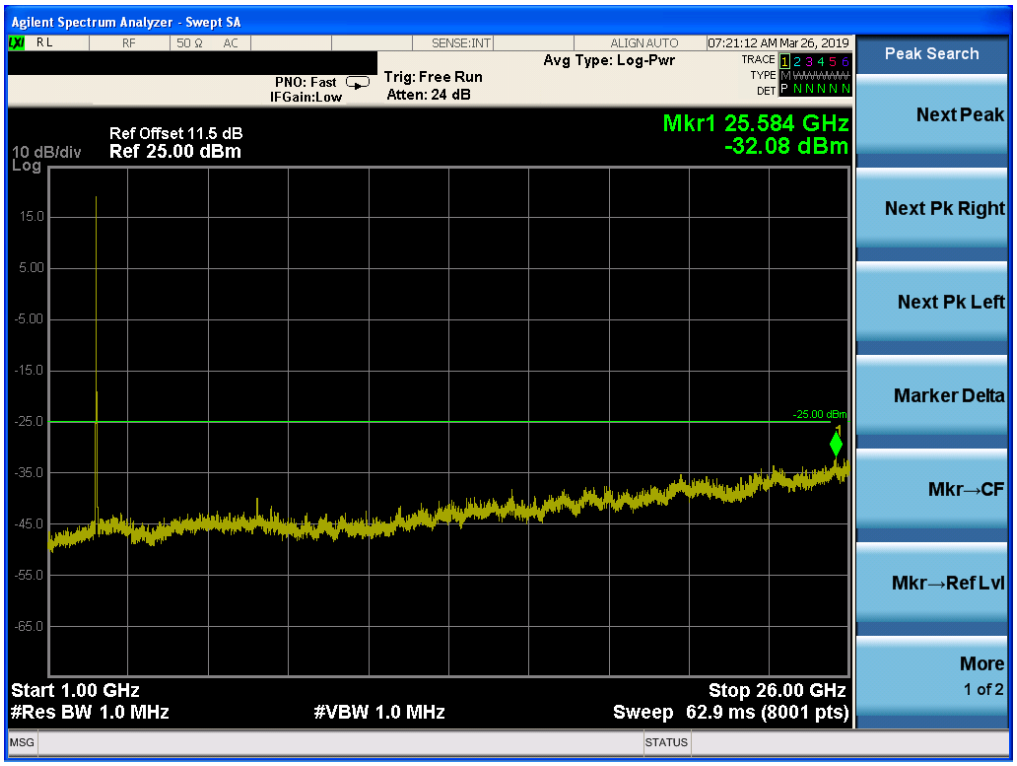

Band 7,UL Channel 21375,UL Frequency 2562.5,BW 15.0,NO. RB 75,RB POS. Low,QPSK

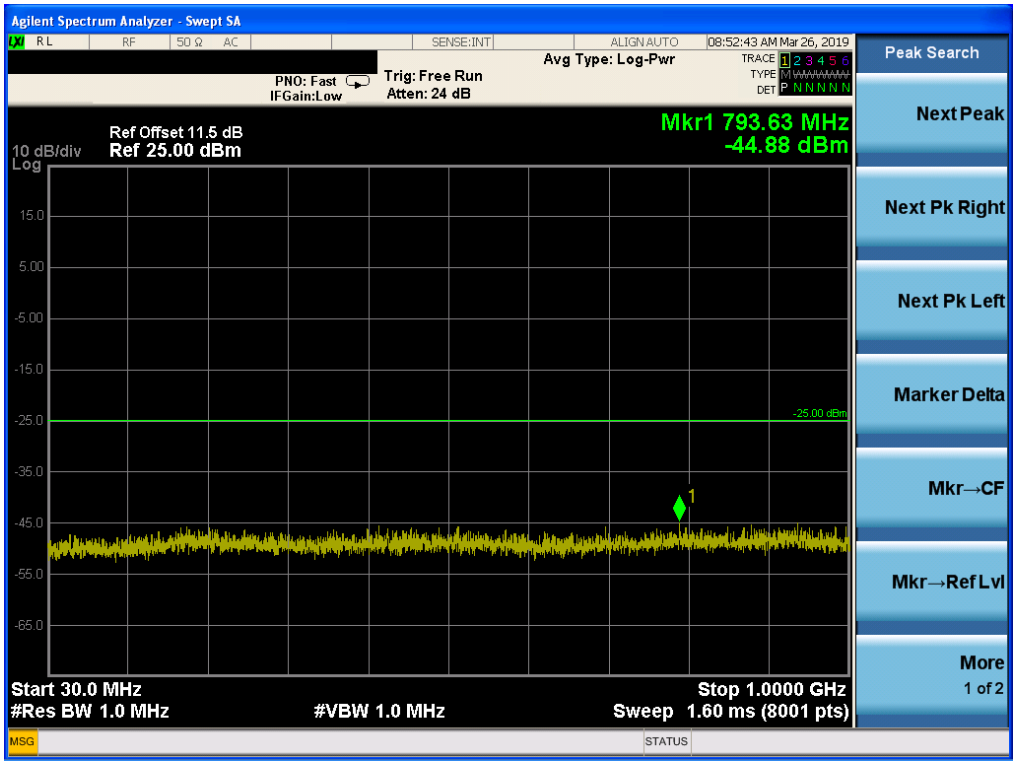

Band 7,UL Channel 21375,UL Frequency 2562.5,BW 15.0,NO. RB 75,RB POS. Low,QPSK

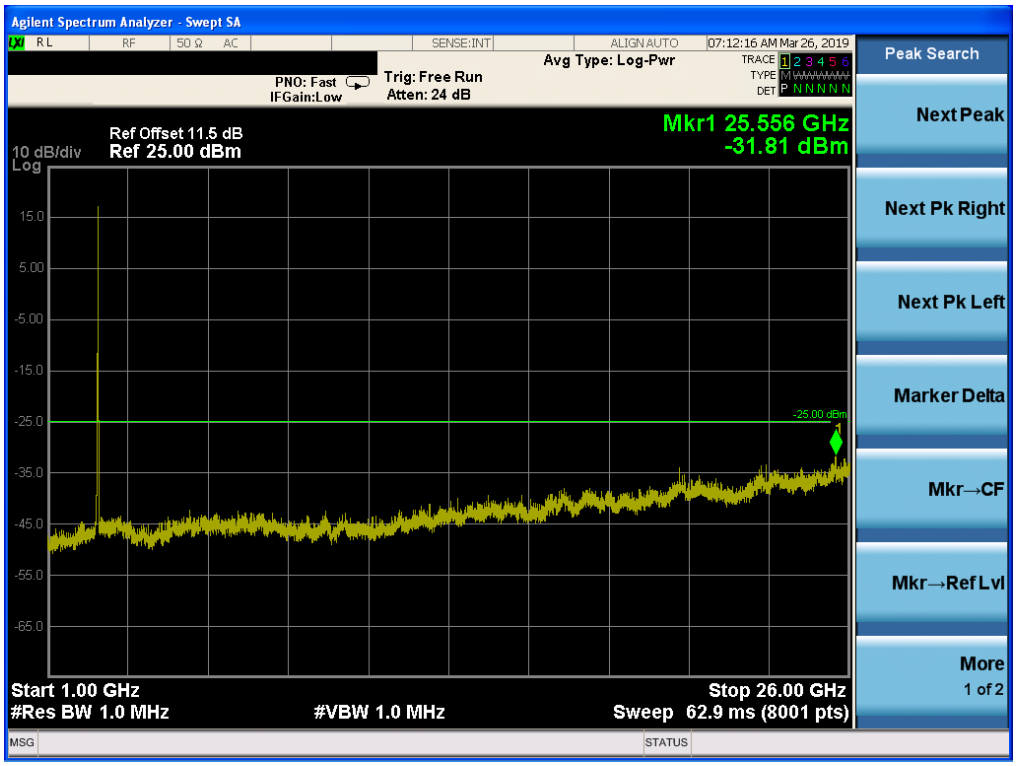

Band 7,UL Channel 21375,UL Frequency 2562.5,BW 15.0,NO. RB 75,RB POS. Low,16-QAM

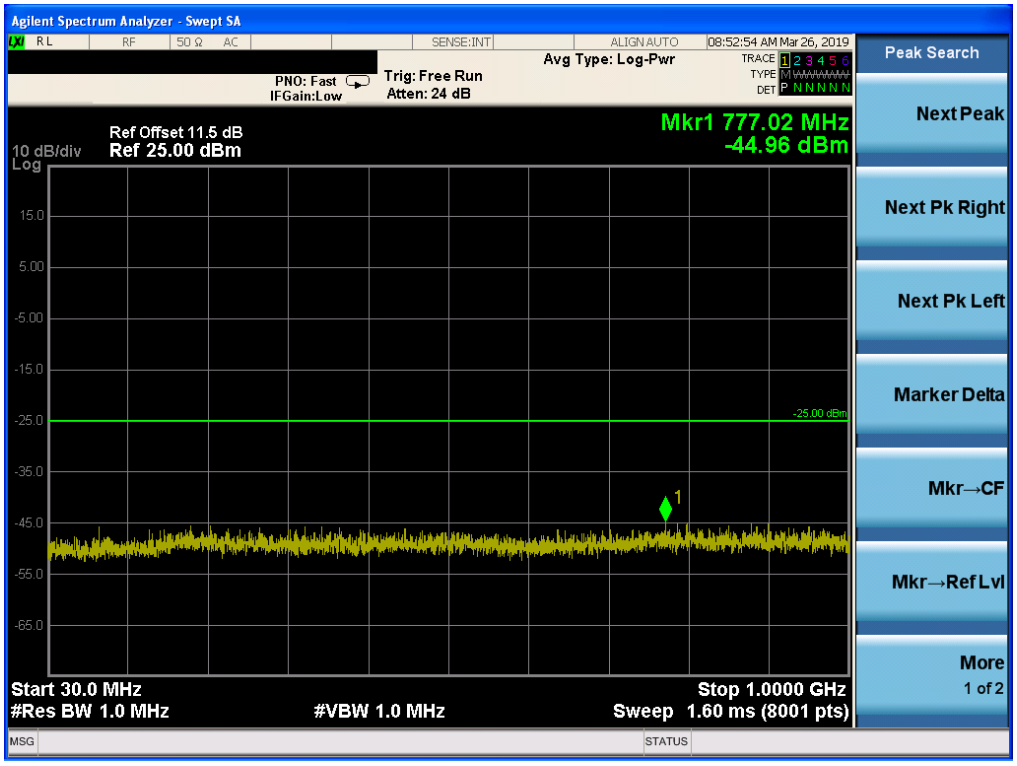

Band 7,UL Channel 21375,UL Frequency 2562.5,BW 15.0,NO. RB 75,RB POS. Low,16-QAM

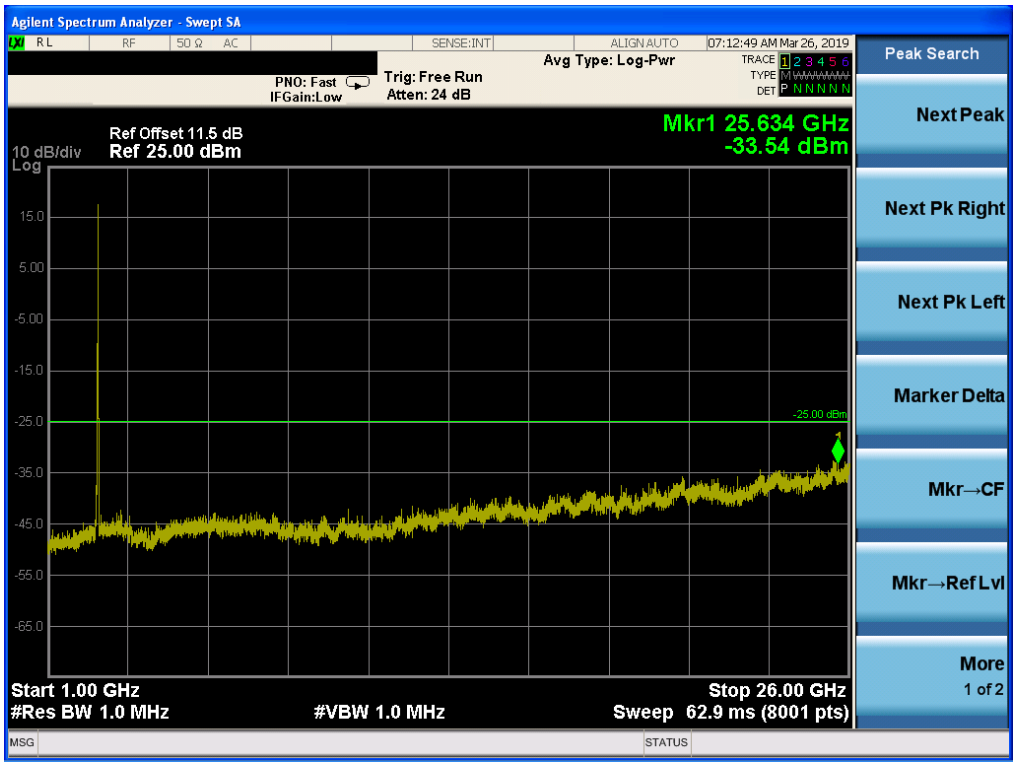

Band 7,UL Channel 20850,UL Frequency 2510.0,BW 20.0,NO. RB 100,RB POS. Low,QPSK

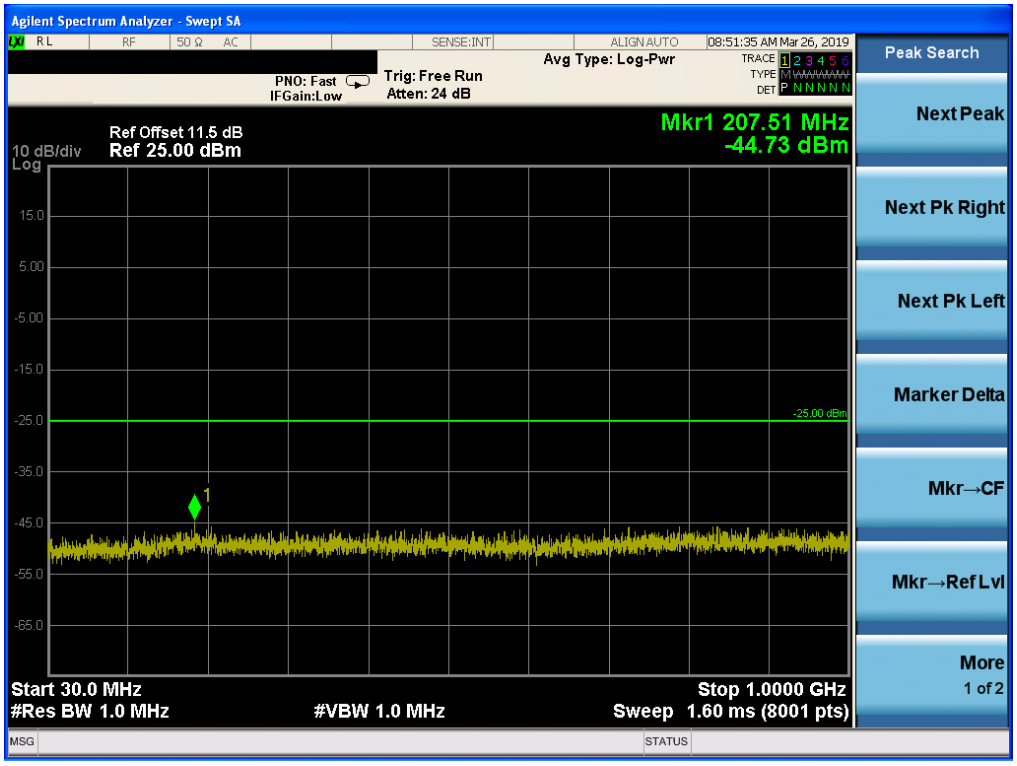

Band 7,UL Channel 20850,UL Frequency 2510.0,BW 20.0,NO. RB 100,RB POS. Low,QPSK

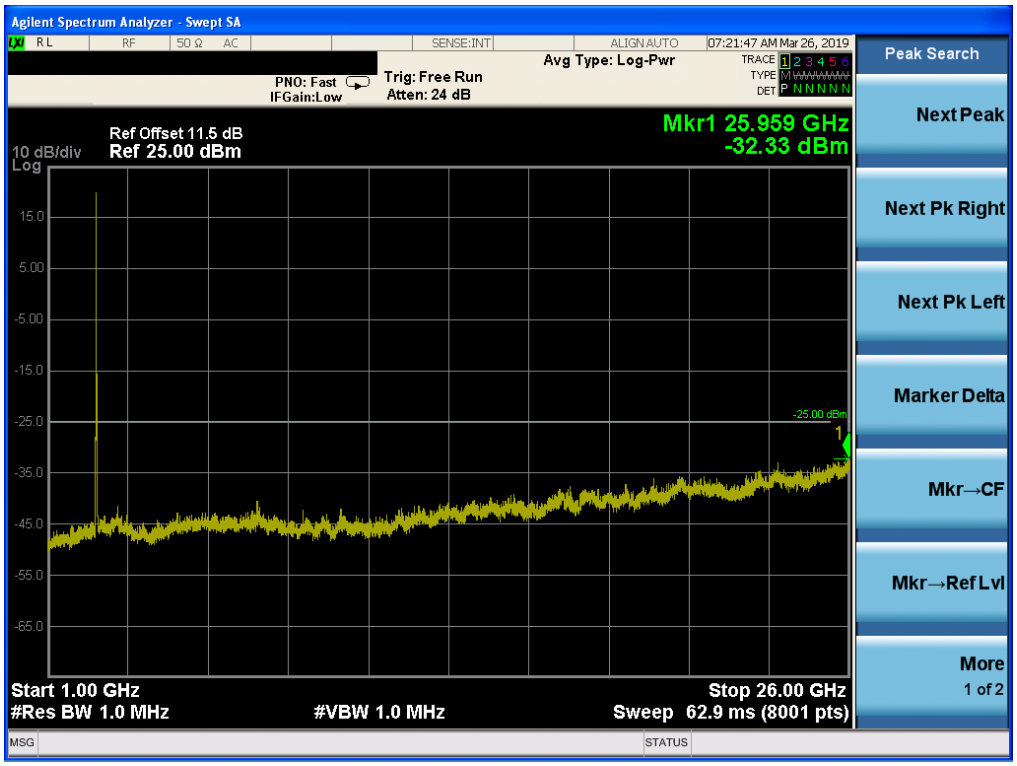

Band 7,UL Channel 20850,UL Frequency 2510.0,BW 20.0,NO. RB 100,RB POS. Low,16-QAM

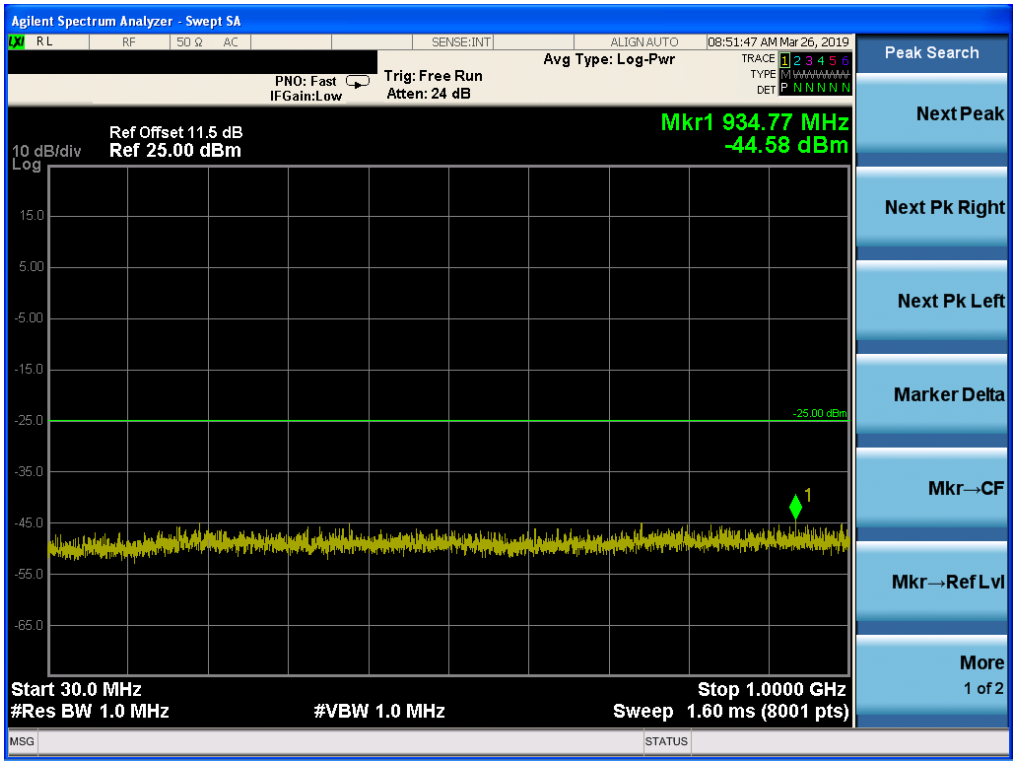

Band 7,UL Channel 20850,UL Frequency 2510.0,BW 20.0,NO. RB 100,RB POS. Low,16-QAM

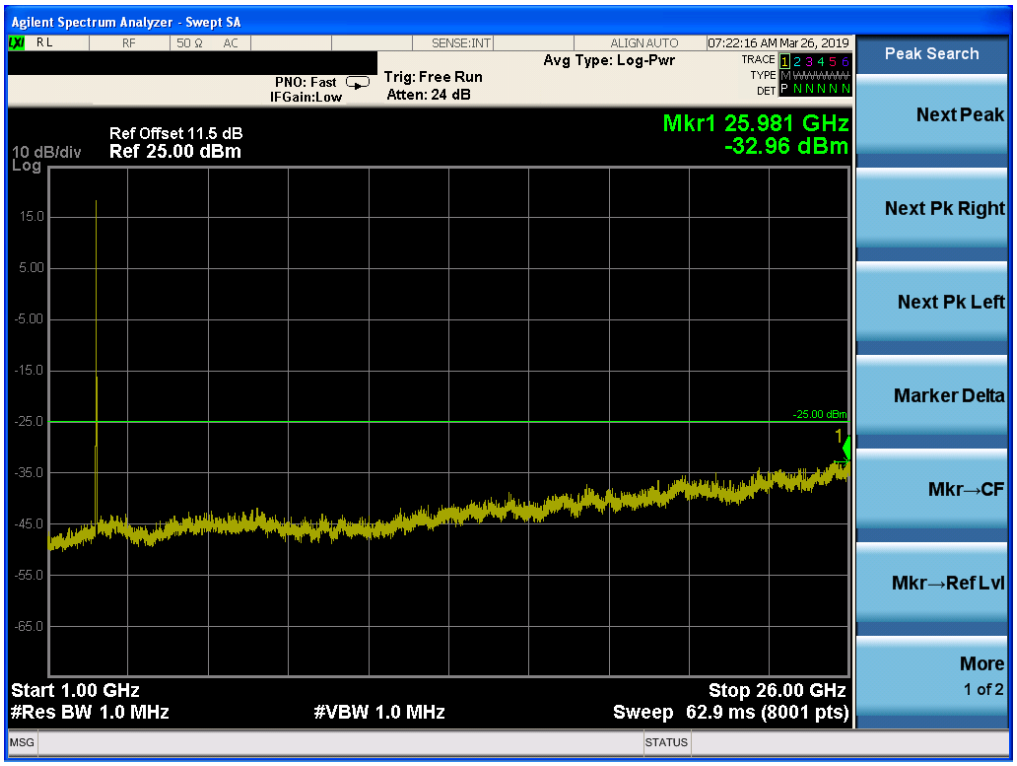

Band 7,UL Channel 21350,UL Frequency 2560.0,BW 20.0,NO. RB 100,RB POS. Low,QPSK

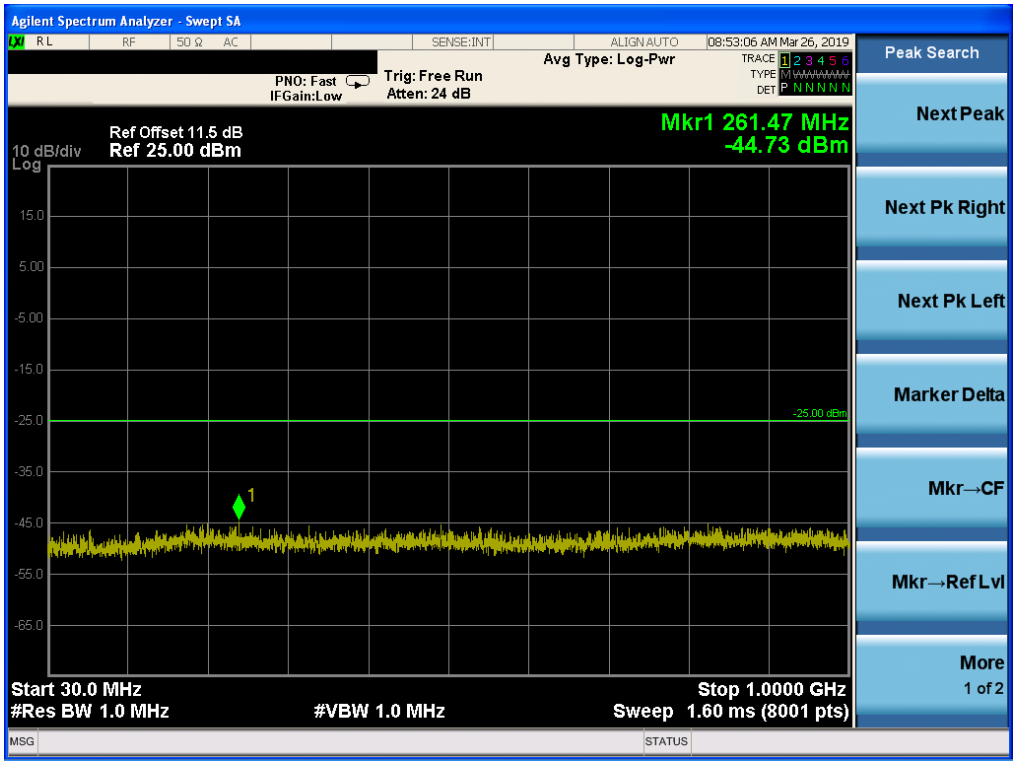

Band 7,UL Channel 21350,UL Frequency 2560.0,BW 20.0,NO. RB 100,RB POS. Low,QPSK

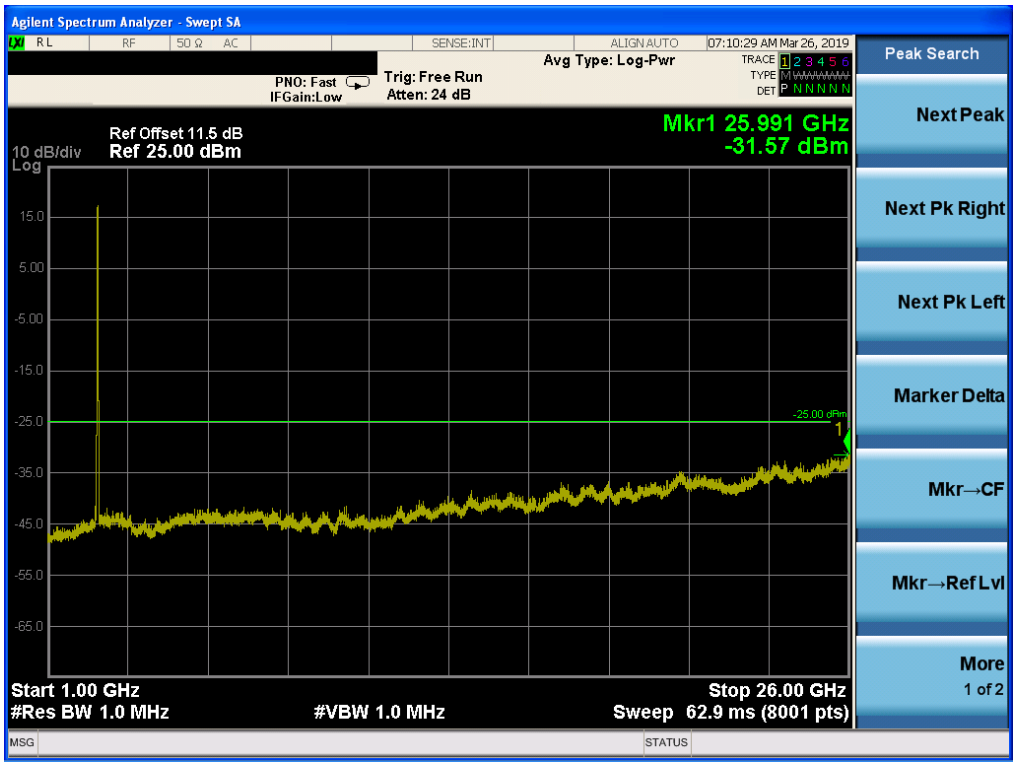

Band 7,UL Channel 21350,UL Frequency 2560.0,BW 20.0,NO. RB 100,RB POS. Low,16-QAM

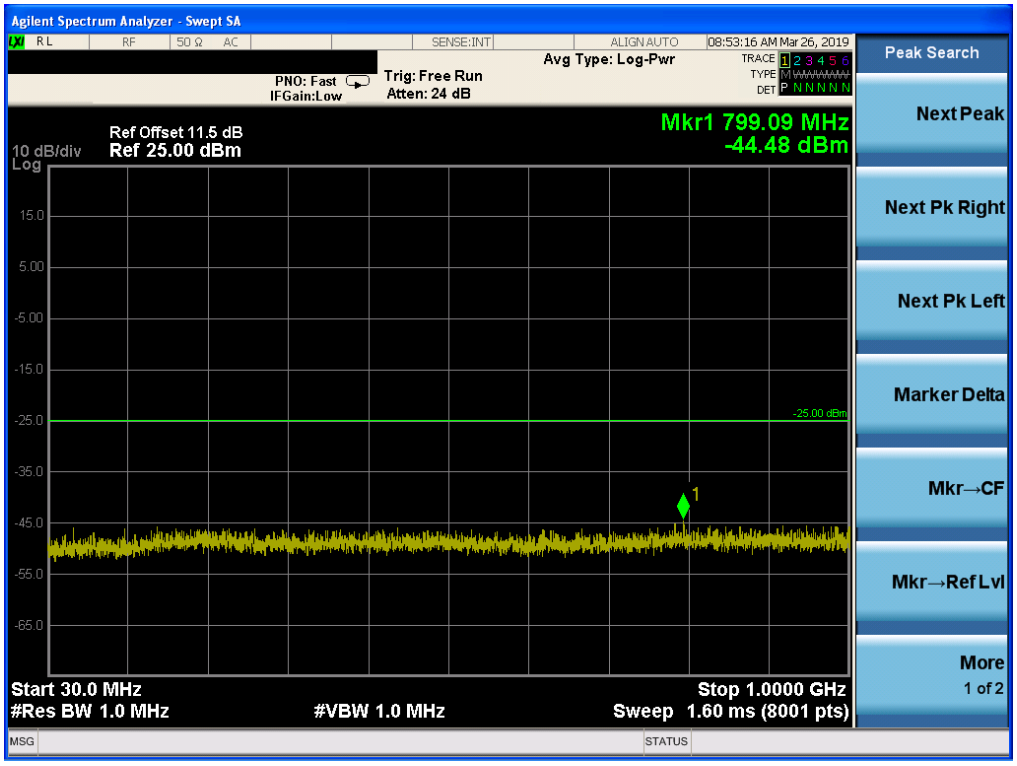

Band 7,UL Channel 21350,UL Frequency 2560.0,BW 20.0,NO. RB 100,RB POS. Low,16-QAM

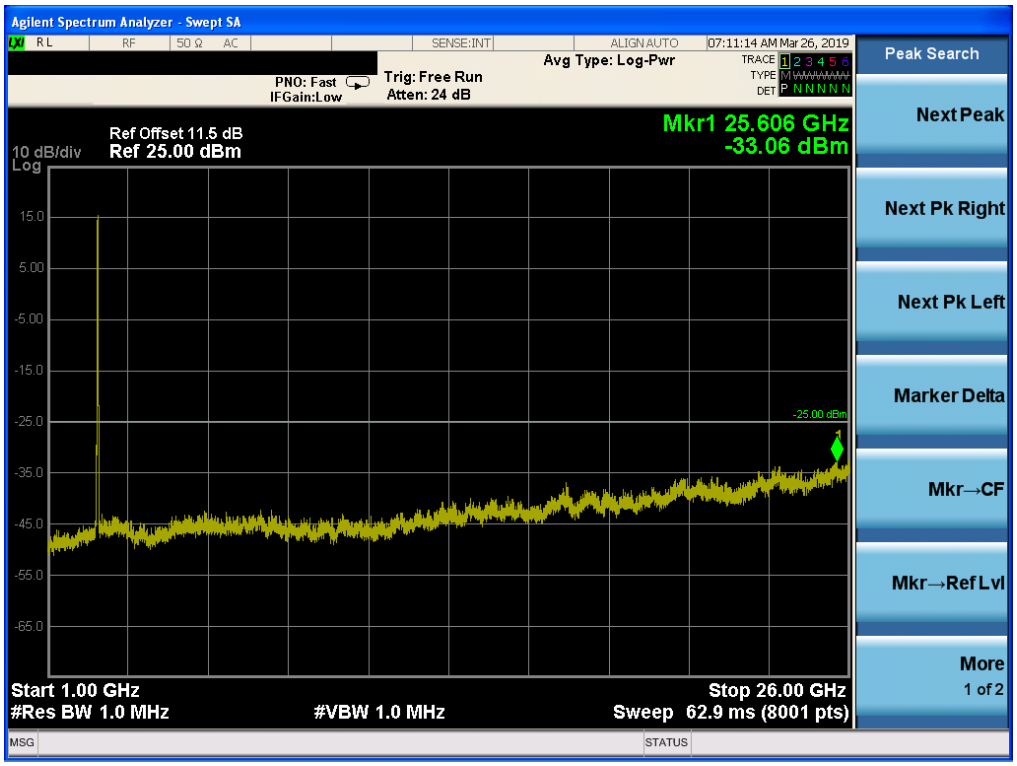

7.5 LTE BAND 12

Band 12,UL Channel 23017,UL Frequency 699.7,BW 1.4,NO. RB 6,RB POS. Low,QPSK

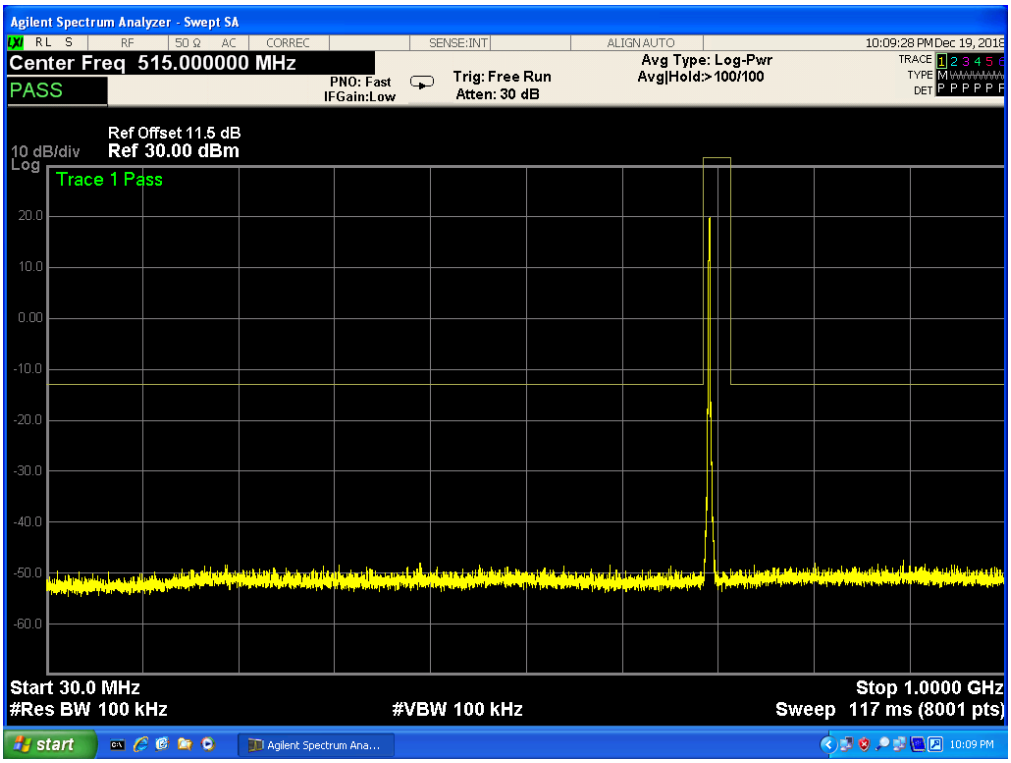

Band 12,UL Channel 23017,UL Frequency 699.7,BW 1.4,NO. RB 6,RB POS. Low,QPSK

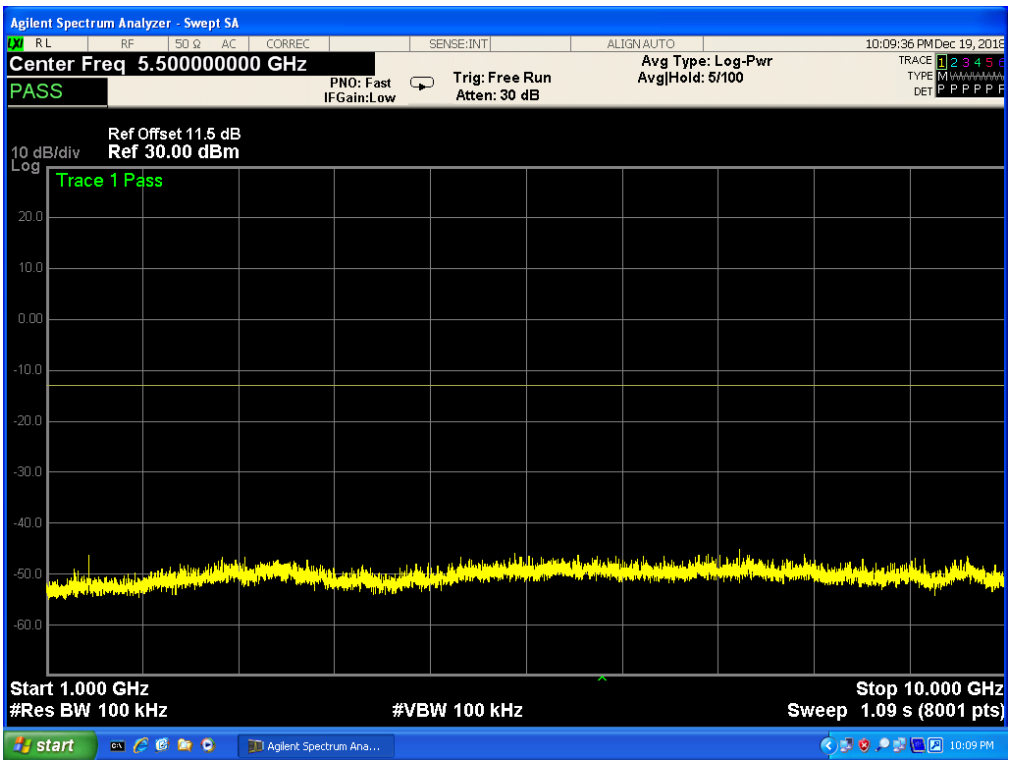

Band 12,UL Channel 23017,UL Frequency 699.7,BW 1.4,NO. RB 6,RB POS. Low,16-QAM

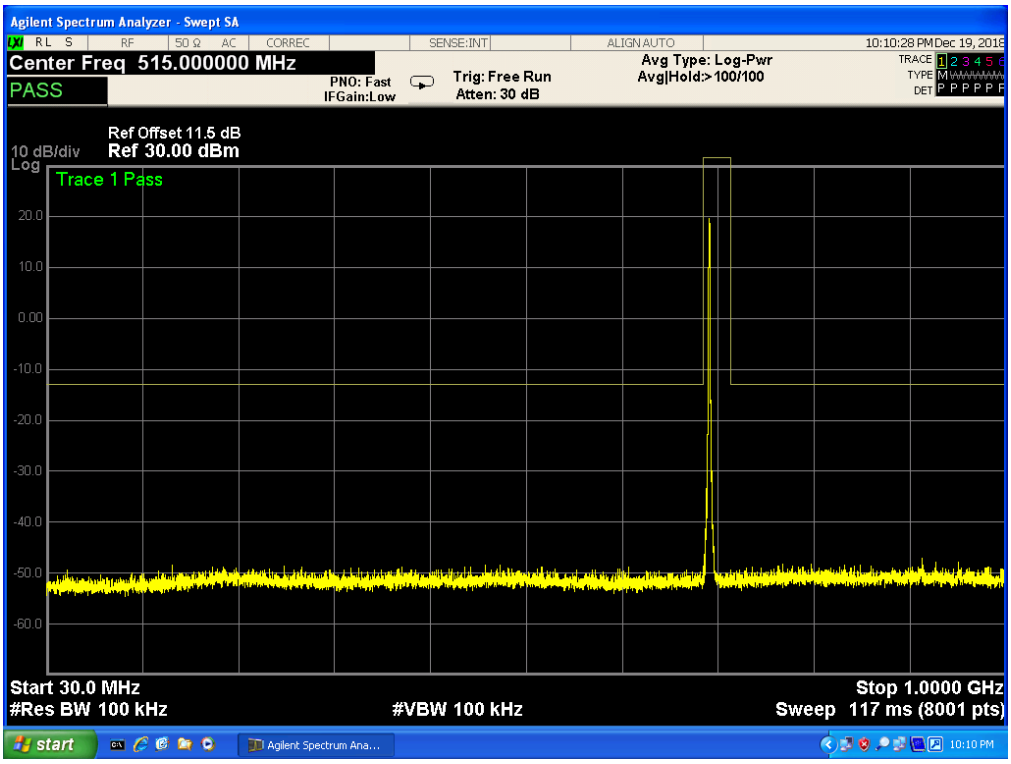

Band 12,UL Channel 23017,UL Frequency 699.7,BW 1.4,NO. RB 6,RB POS. Low,16-QAM

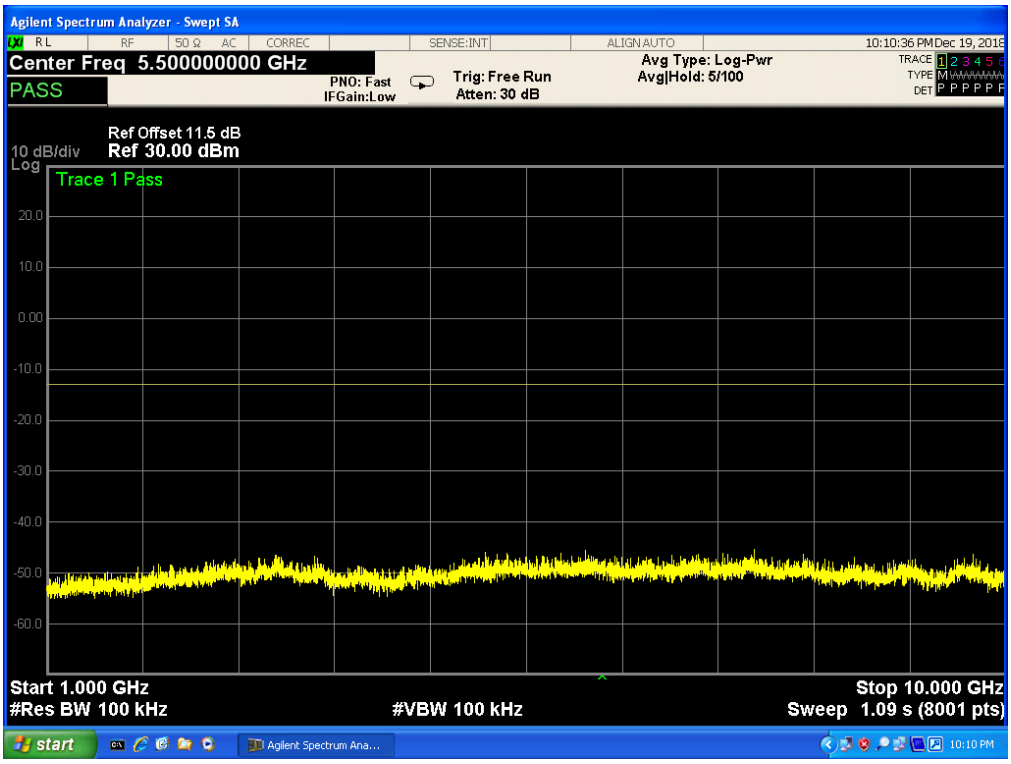

Band 12,UL Channel 23173,UL Frequency 715.3,BW 1.4,NO. RB 6,RB POS. Low,QPSK

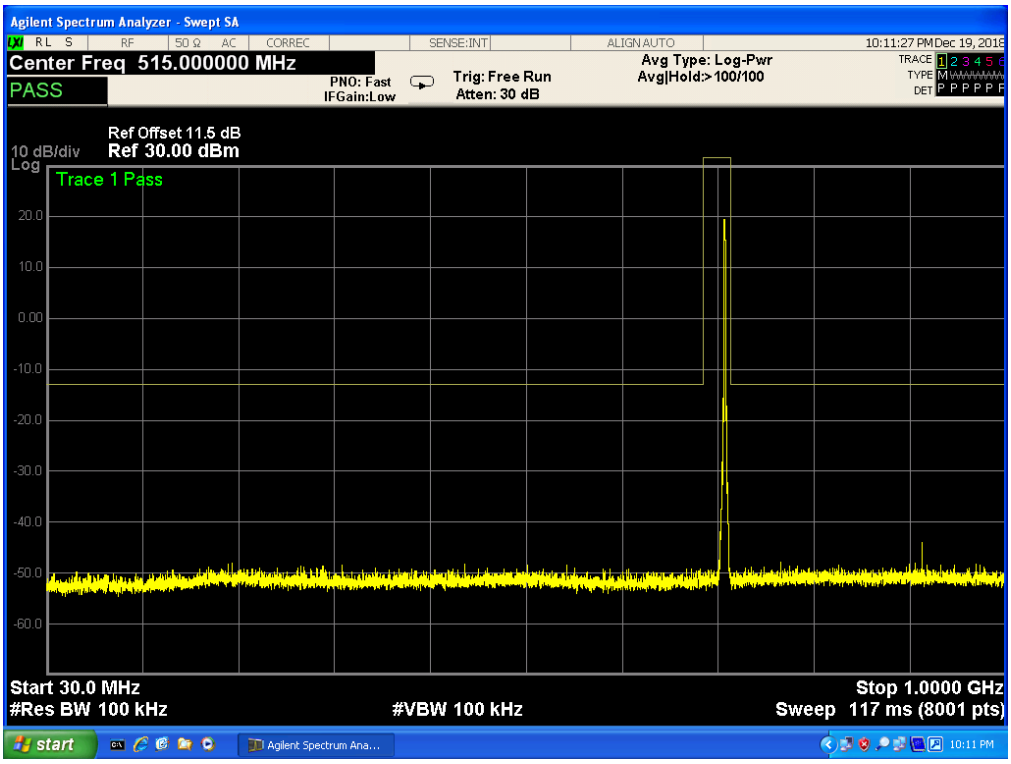

Band 12,UL Channel 23173,UL Frequency 715.3,BW 1.4,NO. RB 6,RB POS. Low,QPSK

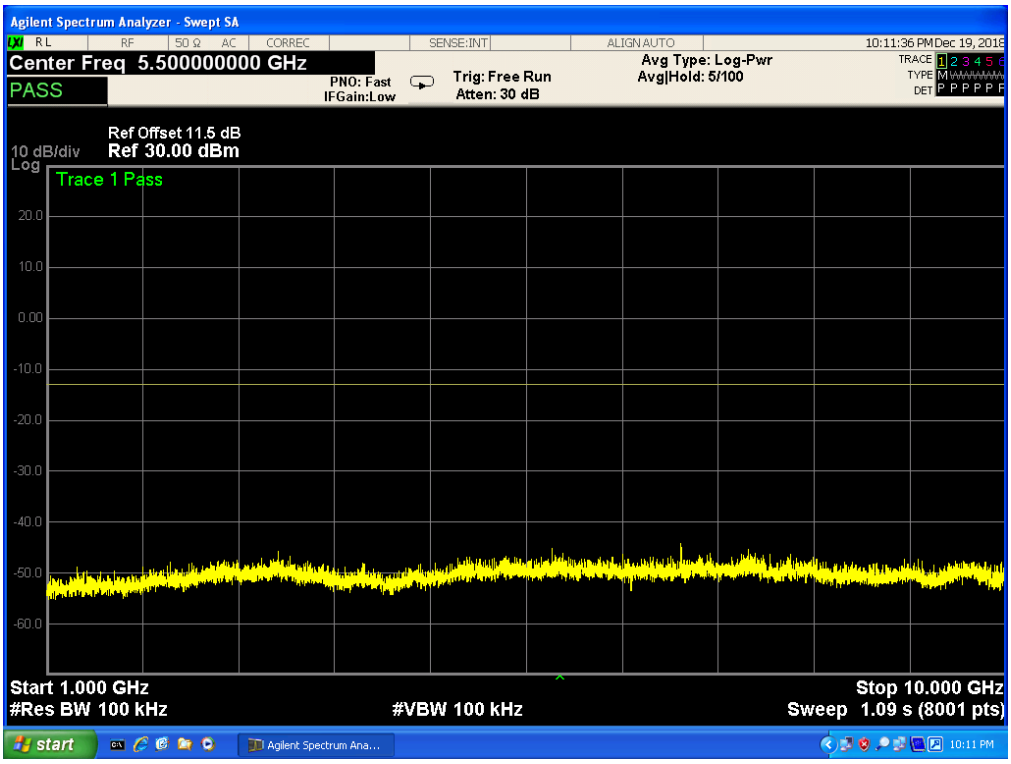

Band 12,UL Channel 23173,UL Frequency 715.3,BW 1.4,NO. RB 6,RB POS. Low,16-QAM

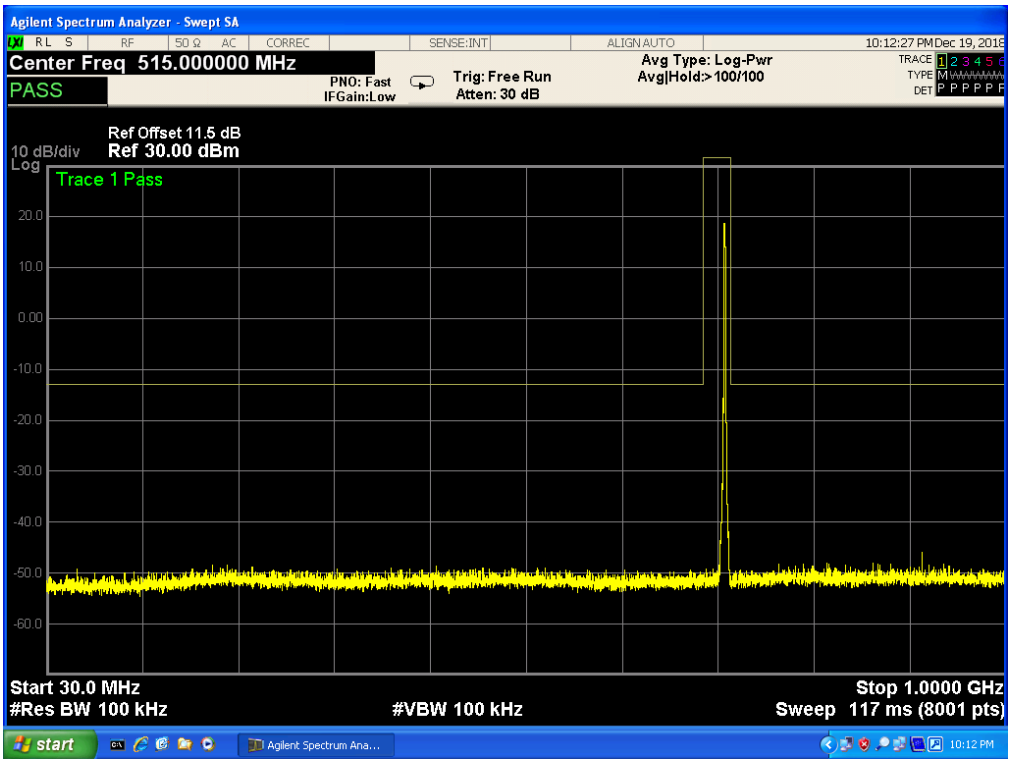

Band 12,UL Channel 23173,UL Frequency 715.3,BW 1.4,NO. RB 6,RB POS. Low,16-QAM

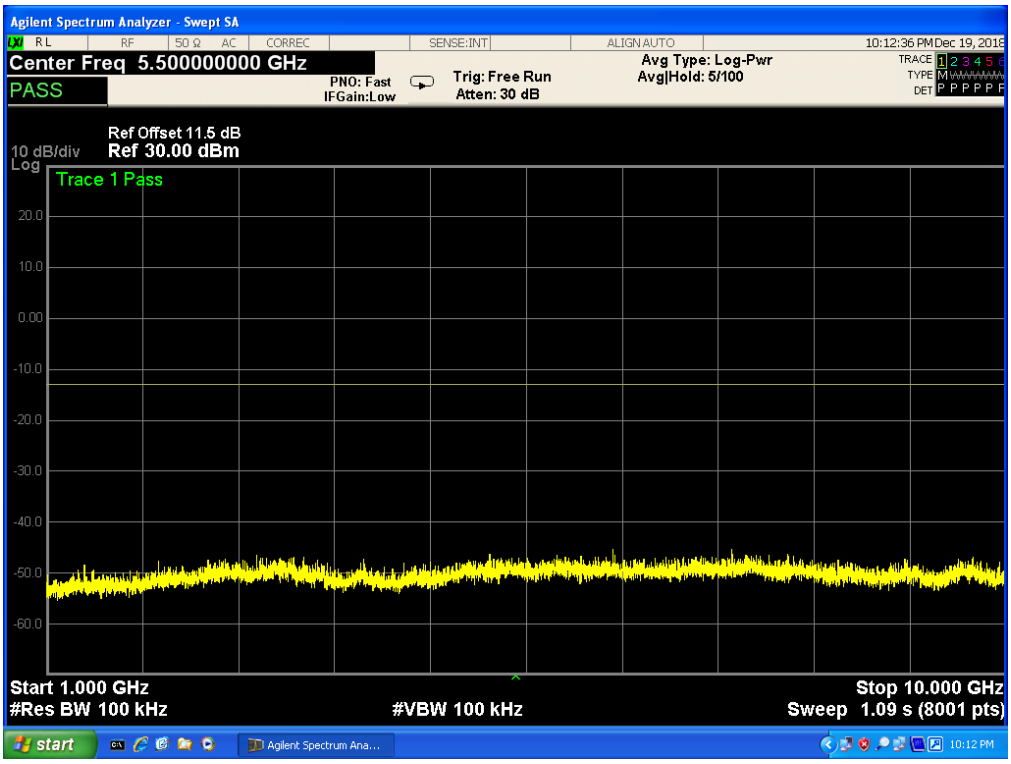

Band 12,UL Channel 23025,UL Frequency 700.5,BW 3.0,NO. RB 15,RB POS. Low,QPSK

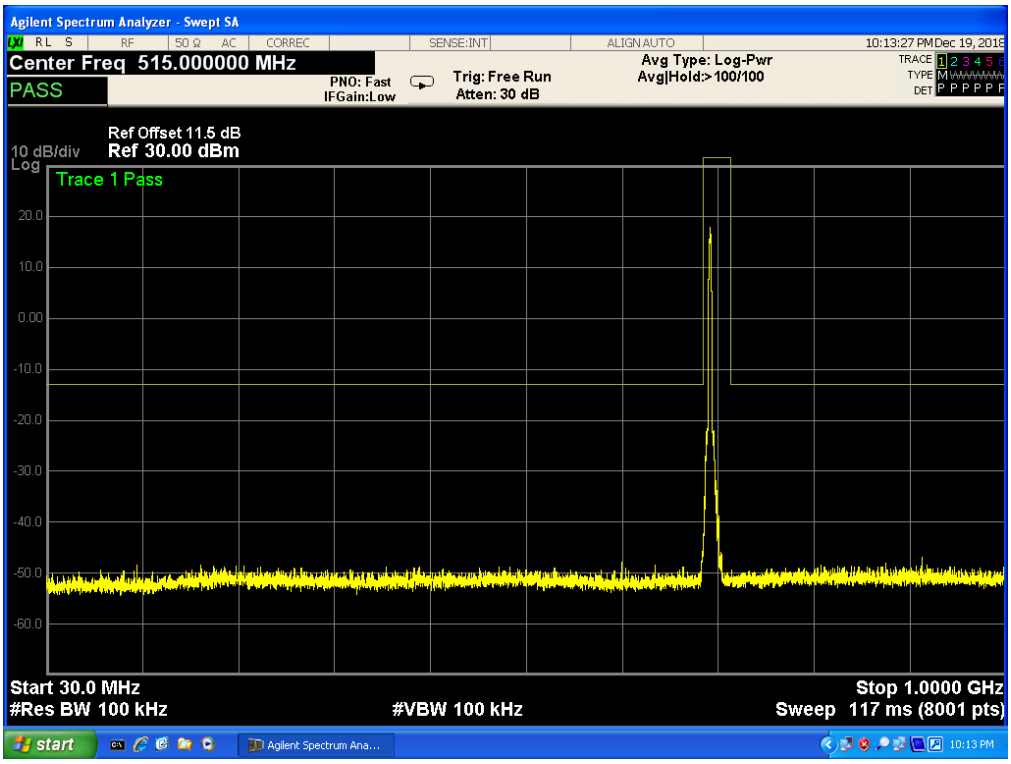

Band 12,UL Channel 23025,UL Frequency 700.5,BW 3.0,NO. RB 15,RB POS. Low,QPSK

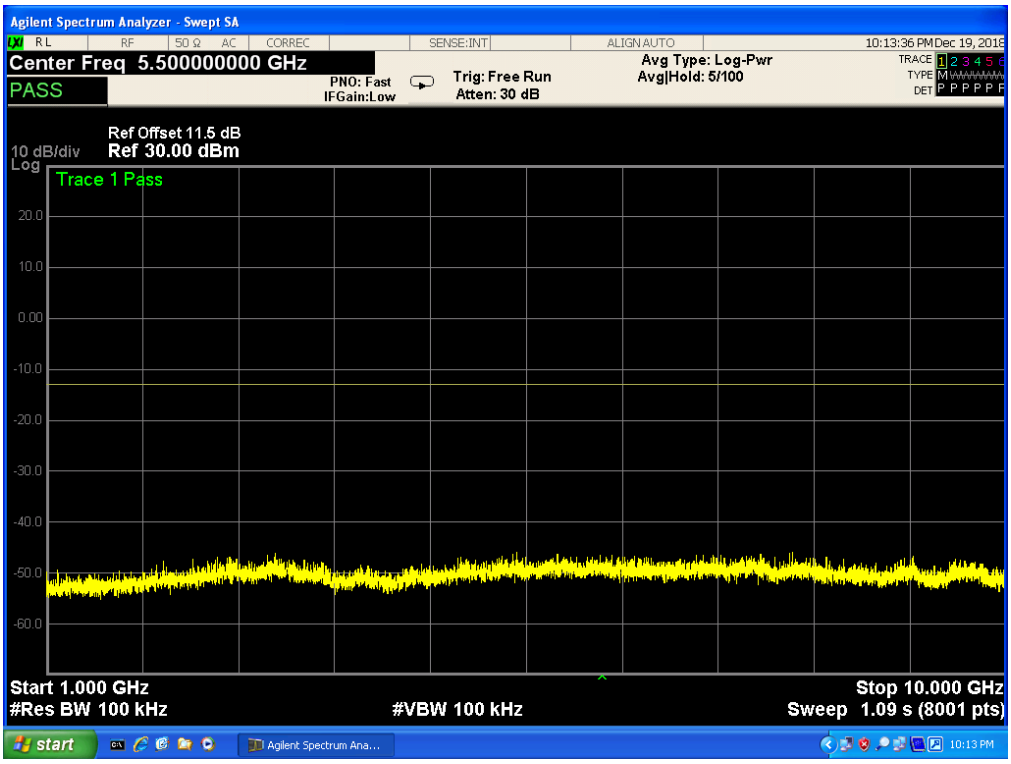

Band 12,UL Channel 23025,UL Frequency 700.5,BW 3.0,NO. RB 15,RB POS. Low,16-QAM

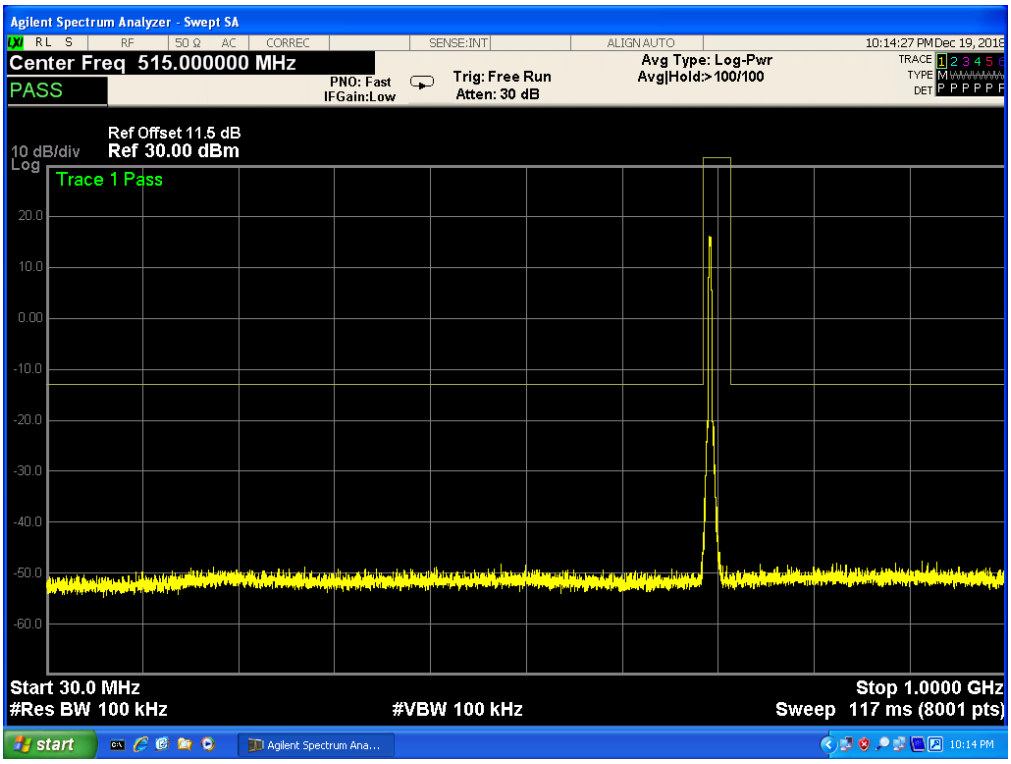

Band 12,UL Channel 23025,UL Frequency 700.5,BW 3.0,NO. RB 15,RB POS. Low,16-QAM

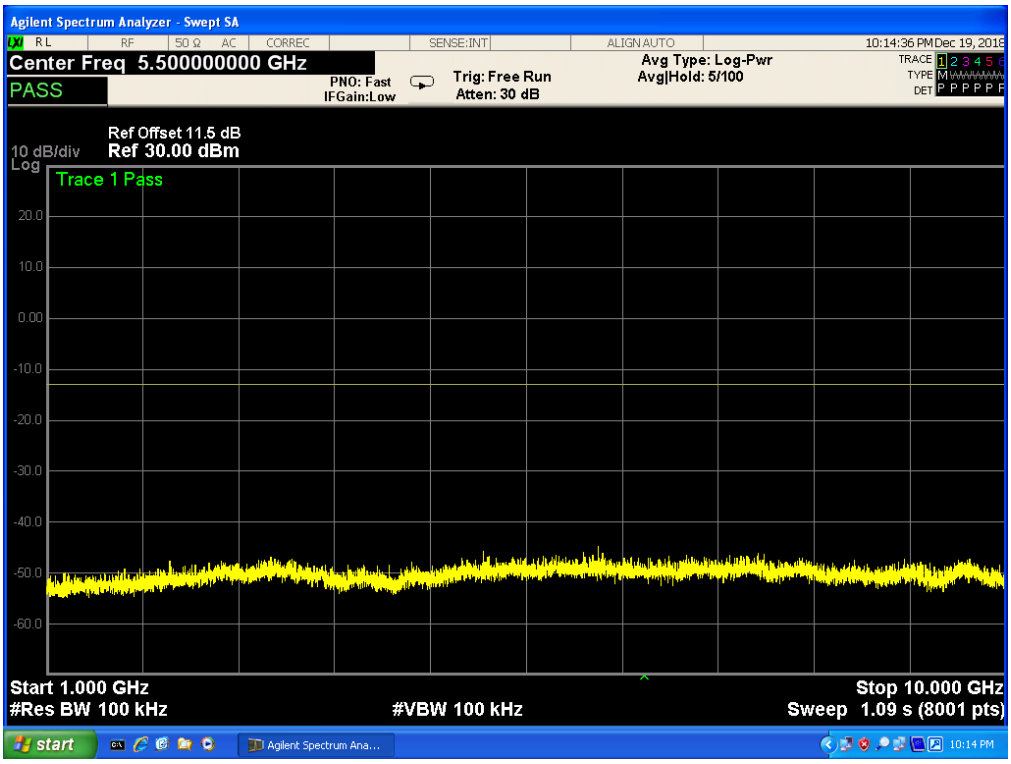

Band 12,UL Channel 23165,UL Frequency 714.5,BW 3.0,NO. RB 15,RB POS. Low,QPSK

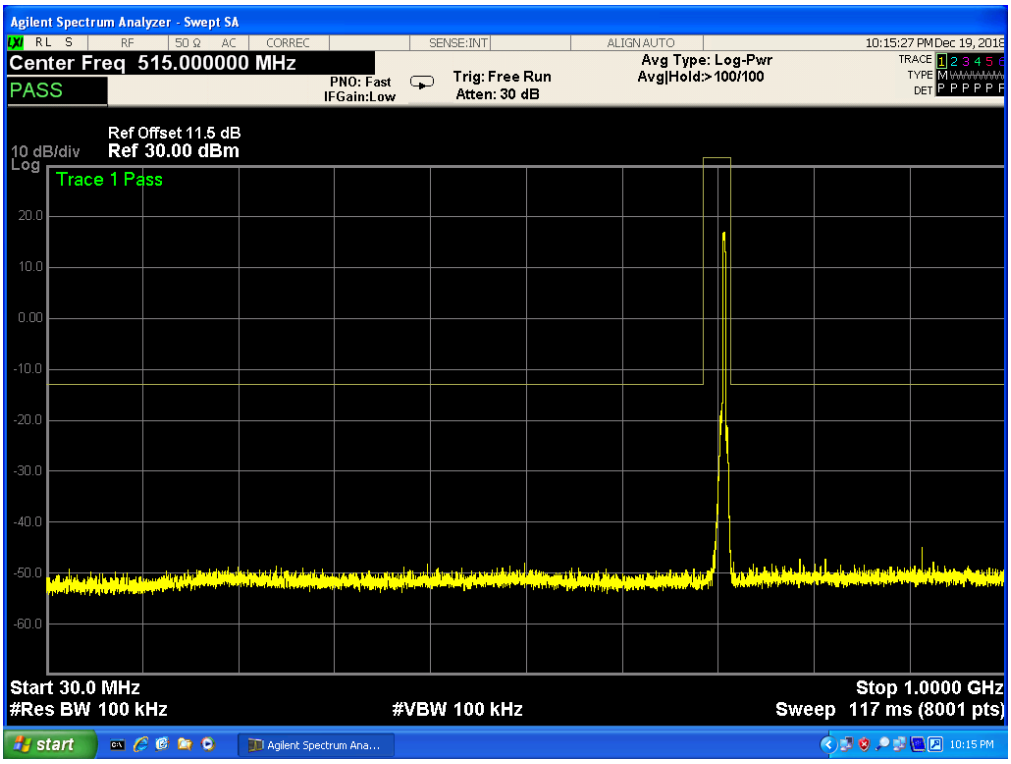

Band 12,UL Channel 23165,UL Frequency 714.5,BW 3.0,NO. RB 15,RB POS. Low,QPSK

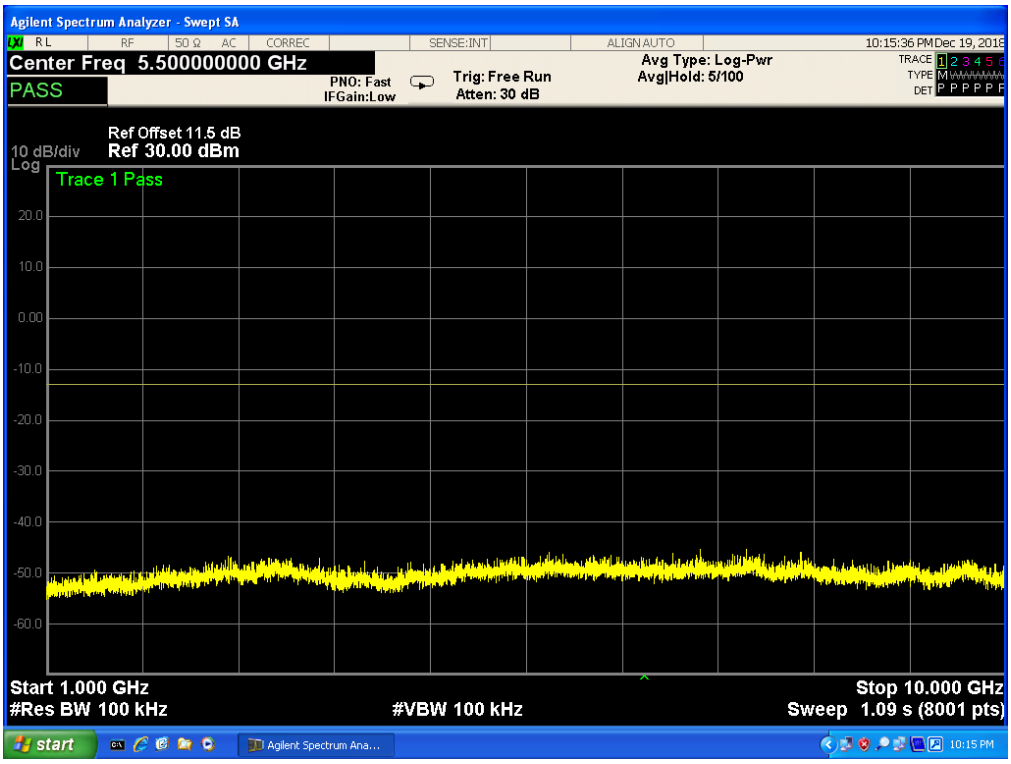

Band 12,UL Channel 23165,UL Frequency 714.5,BW 3.0,NO. RB 15,RB POS. Low,16-QAM

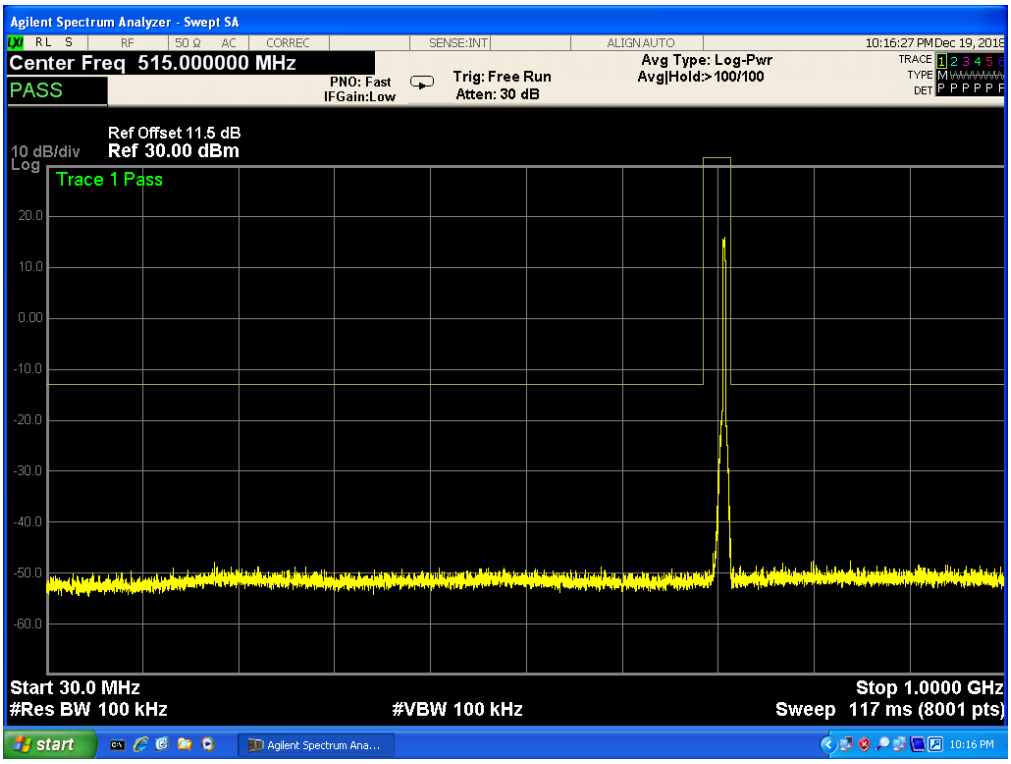

Band 12,UL Channel 23165,UL Frequency 714.5,BW 3.0,NO. RB 15,RB POS. Low,16-QAM

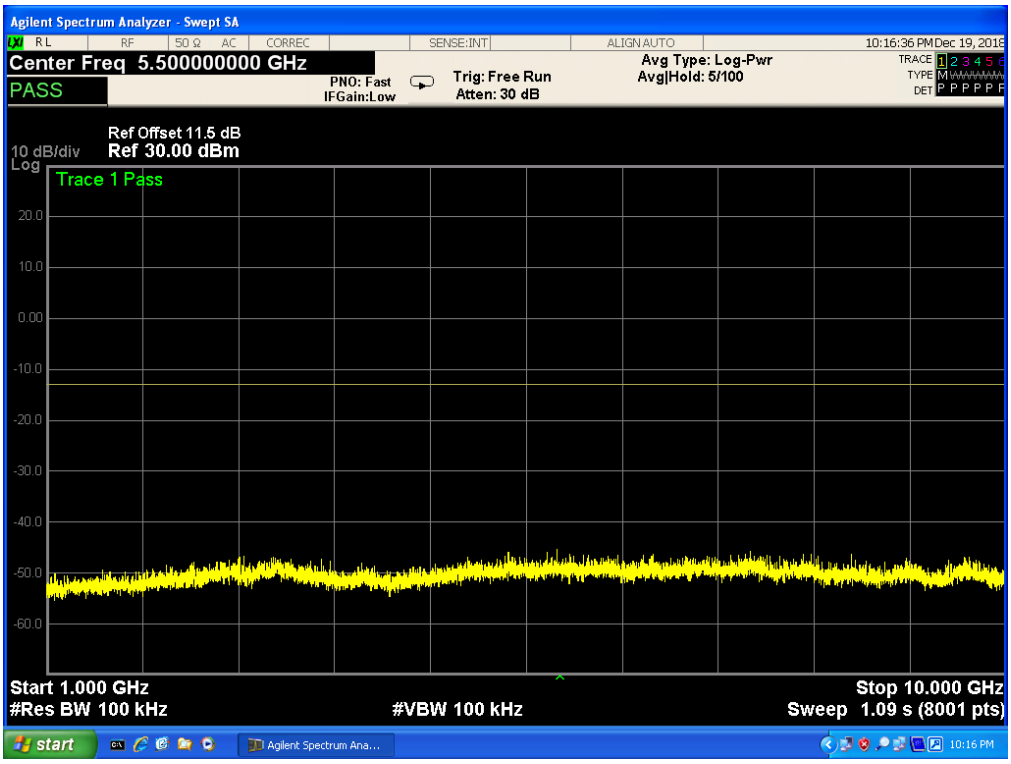

Band 12,UL Channel 23035,UL Frequency 701.5,BW 5.0,NO. RB 25,RB POS. Low,QPSK

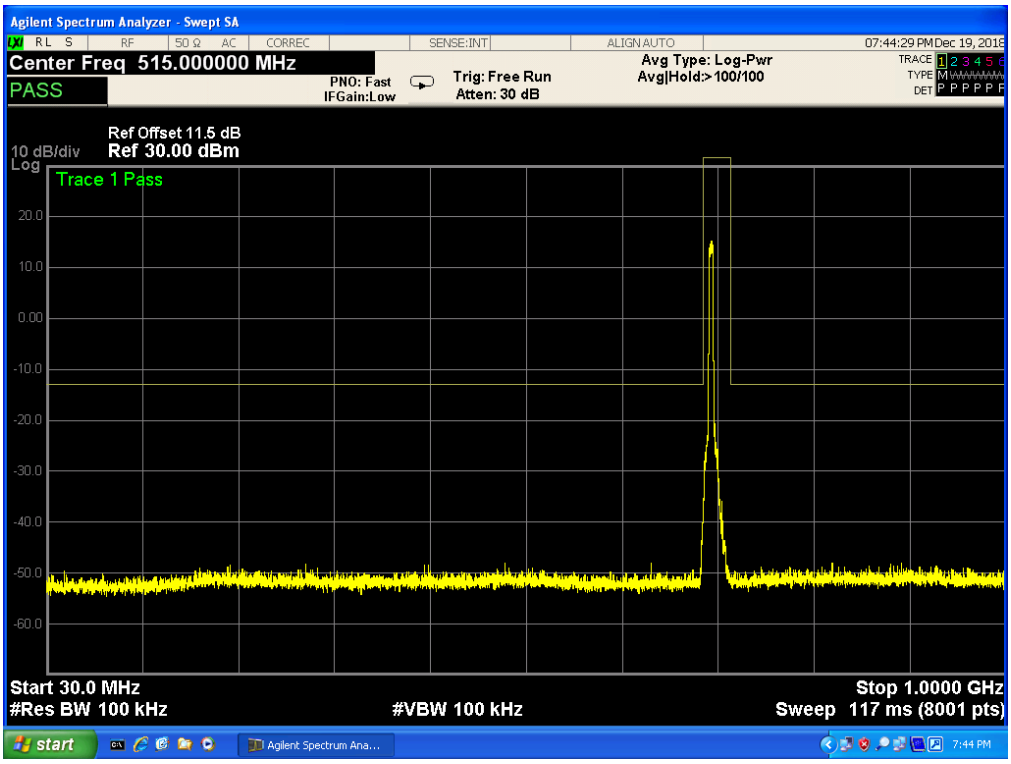

Band 12,UL Channel 23035,UL Frequency 701.5,BW 5.0,NO. RB 25,RB POS. Low,QPSK

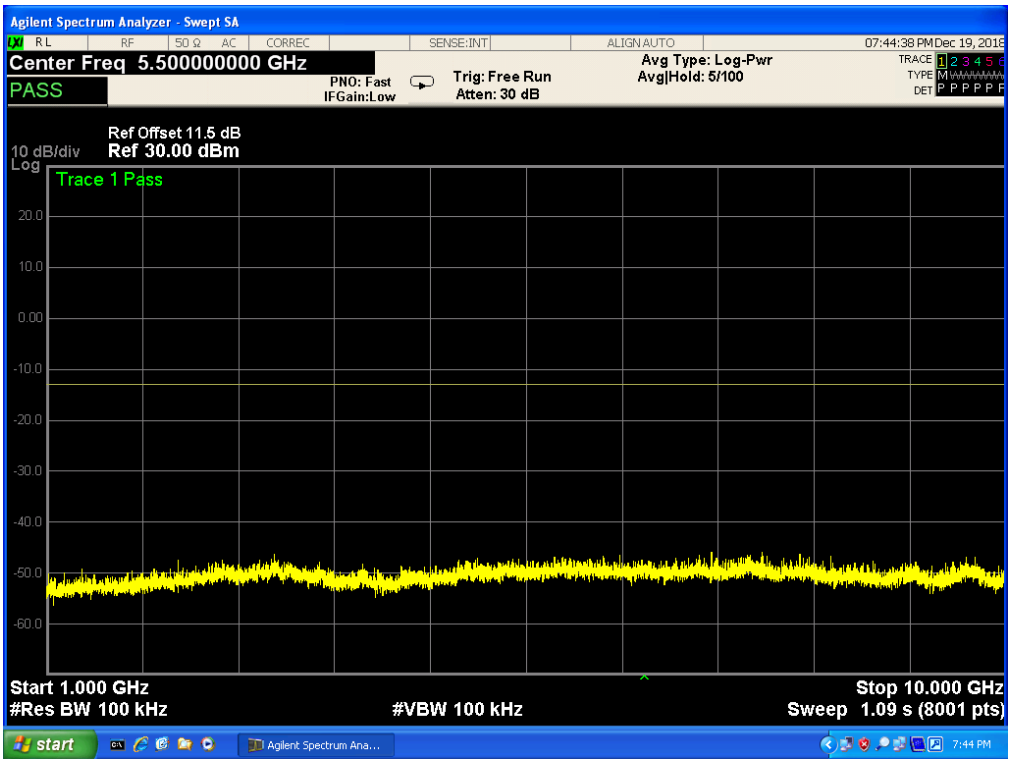

Band 12,UL Channel 23035,UL Frequency 701.5,BW 5.0,NO. RB 25,RB POS. Low,16-QAM

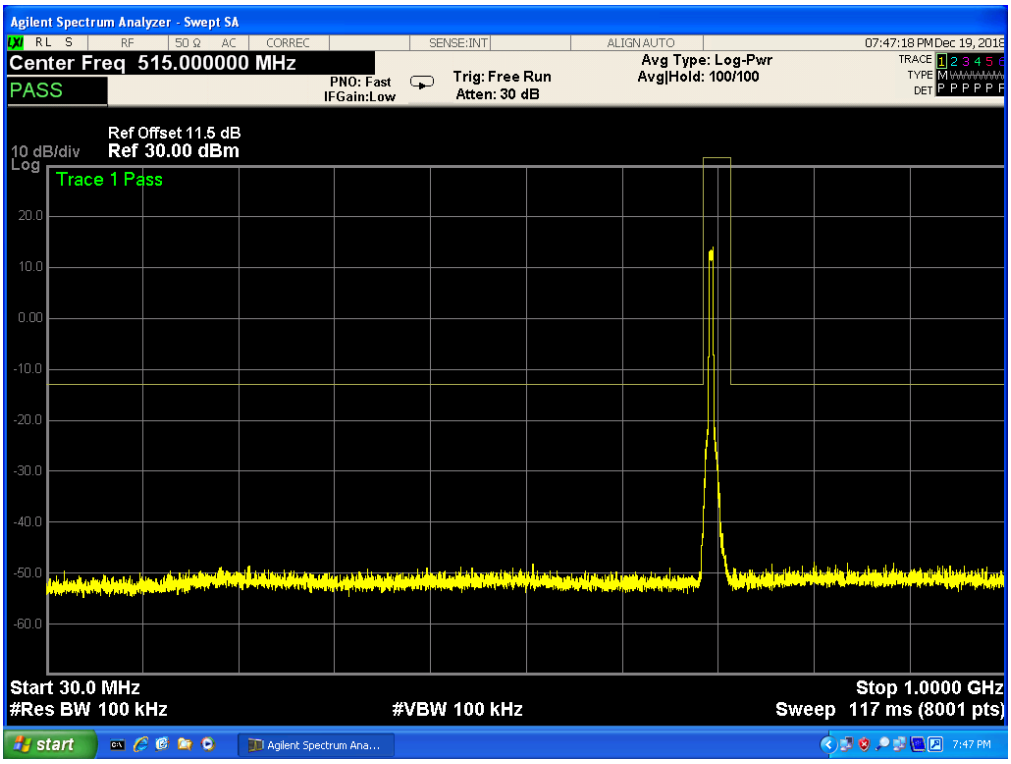

Band 12,UL Channel 23035,UL Frequency 701.5,BW 5.0,NO. RB 25,RB POS. Low,16-QAM

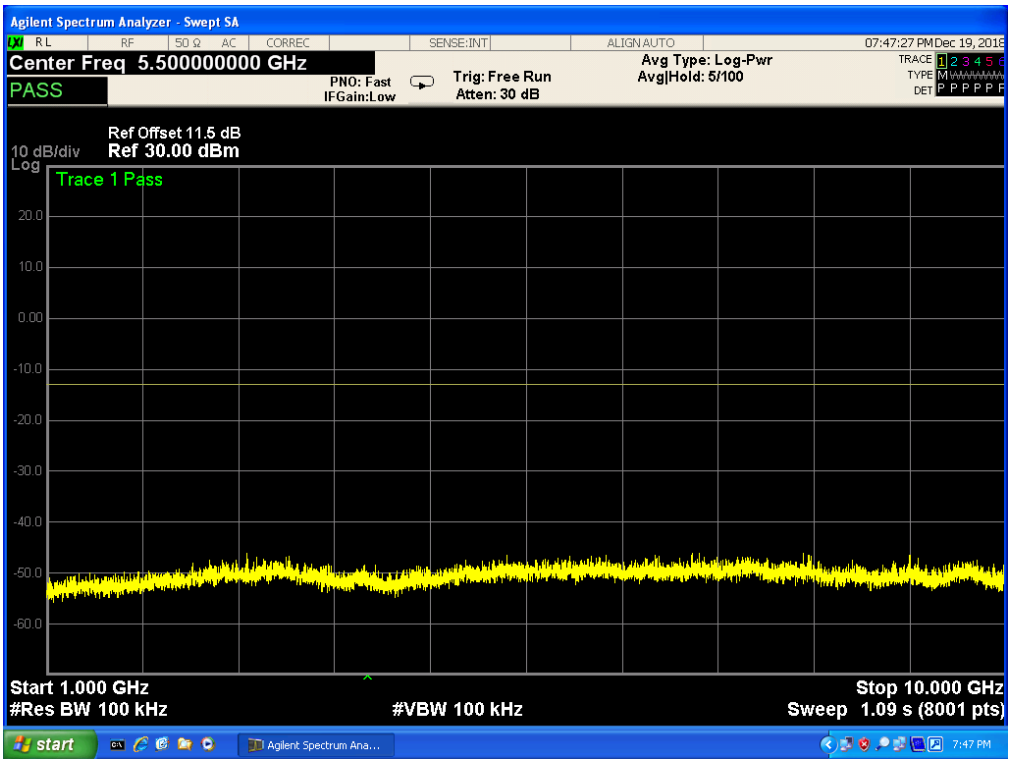

Band 12,UL Channel 23155,UL Frequency 713.5,BW 5.0,NO. RB 25,RB POS. Low,QPSK

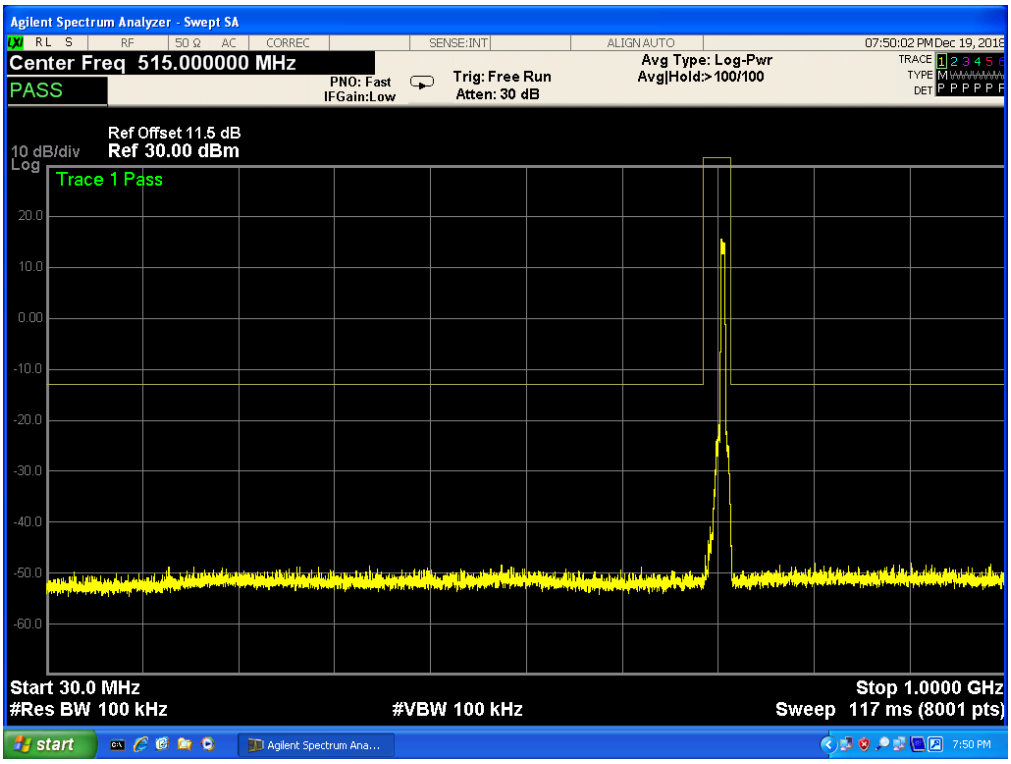

Band 12,UL Channel 23155,UL Frequency 713.5,BW 5.0,NO. RB 25,RB POS. Low,QPSK

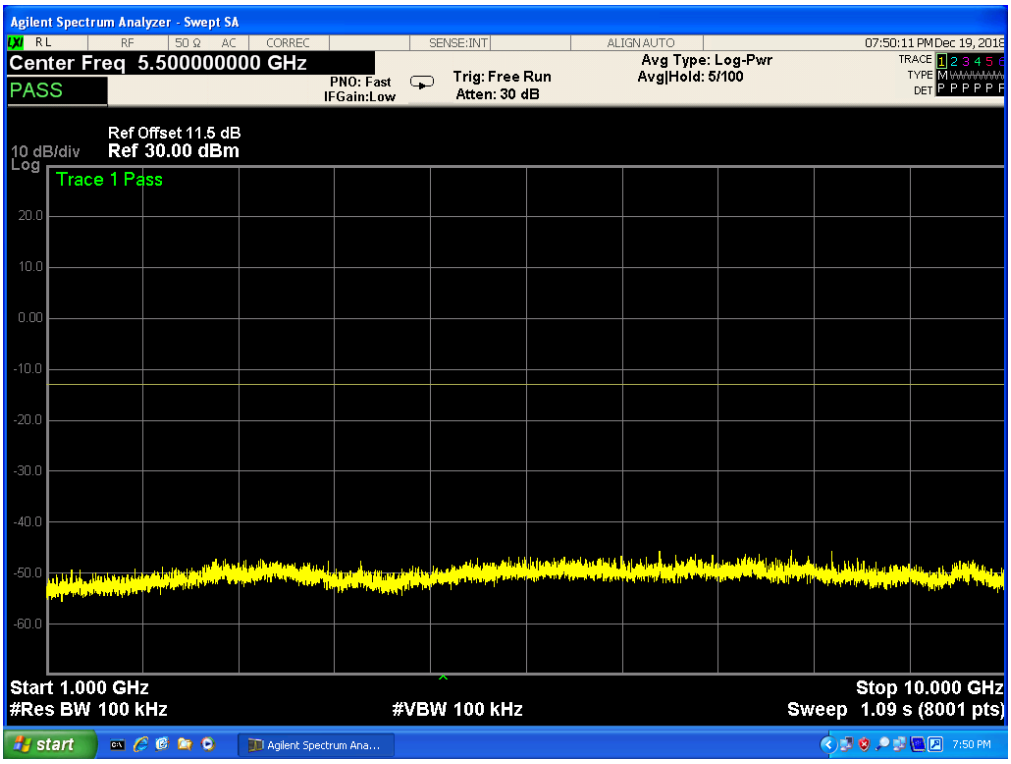

Band 12,UL Channel 23155,UL Frequency 713.5,BW 5.0,NO. RB 25,RB POS. Low,16-QAM

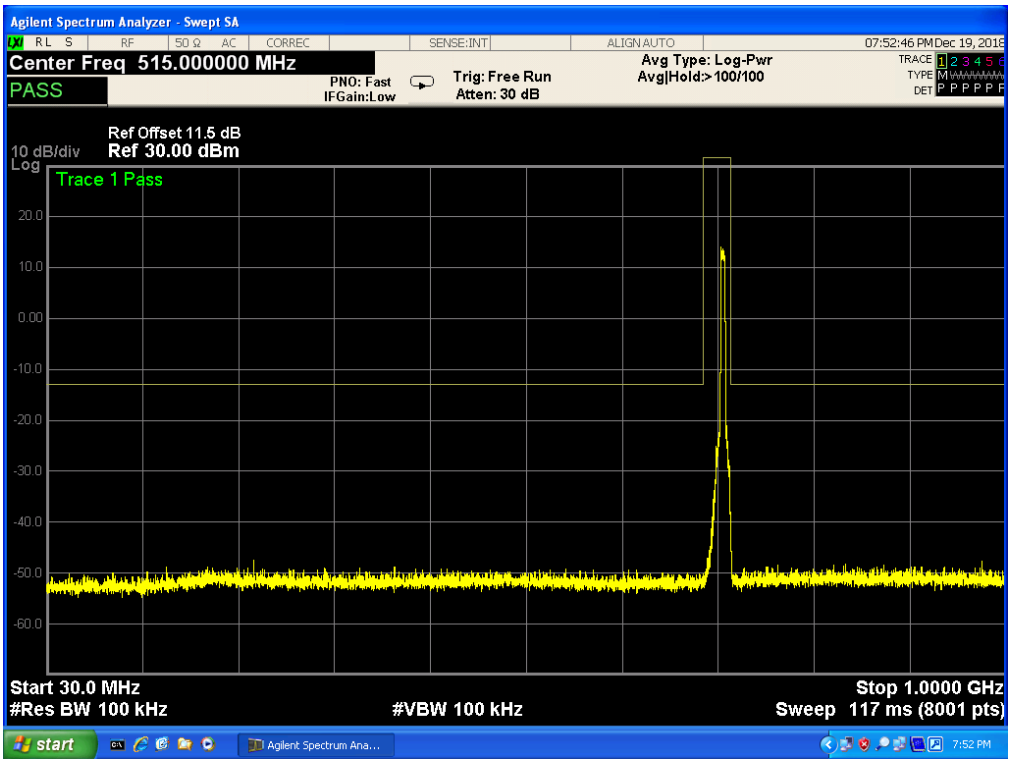

Band 12,UL Channel 23155,UL Frequency 713.5,BW 5.0,NO. RB 25,RB POS. Low,16-QAM

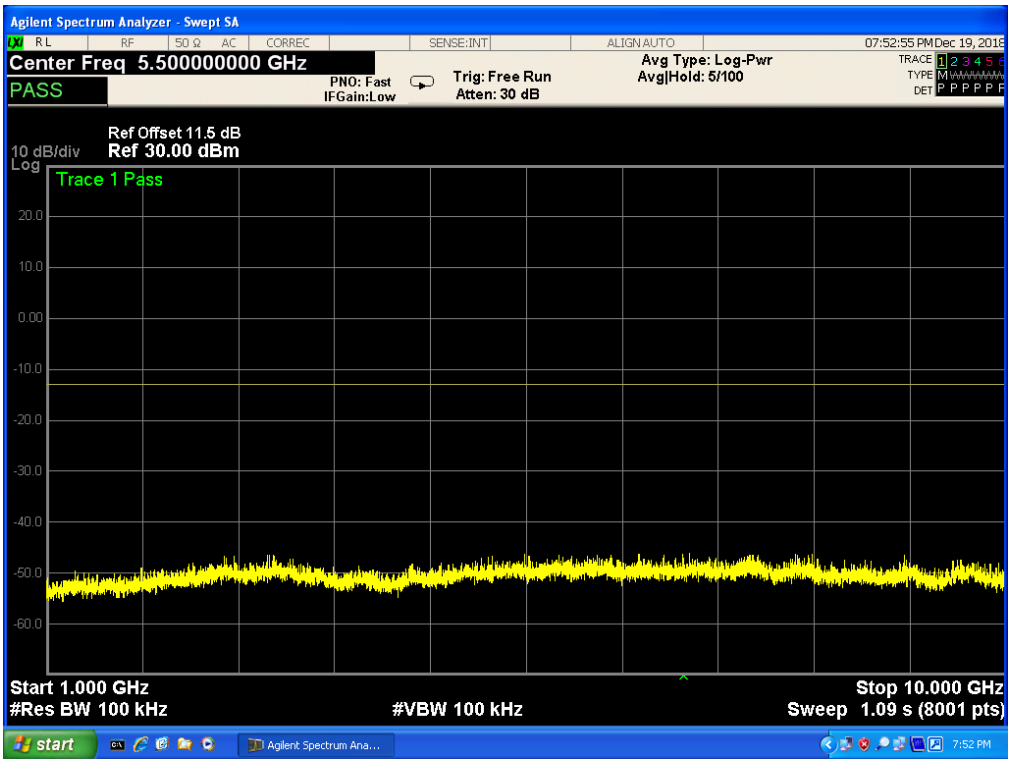

Band 12,UL Channel 23060,UL Frequency 704.0,BW 10.0,NO. RB 50,RB POS. Low,QPSK

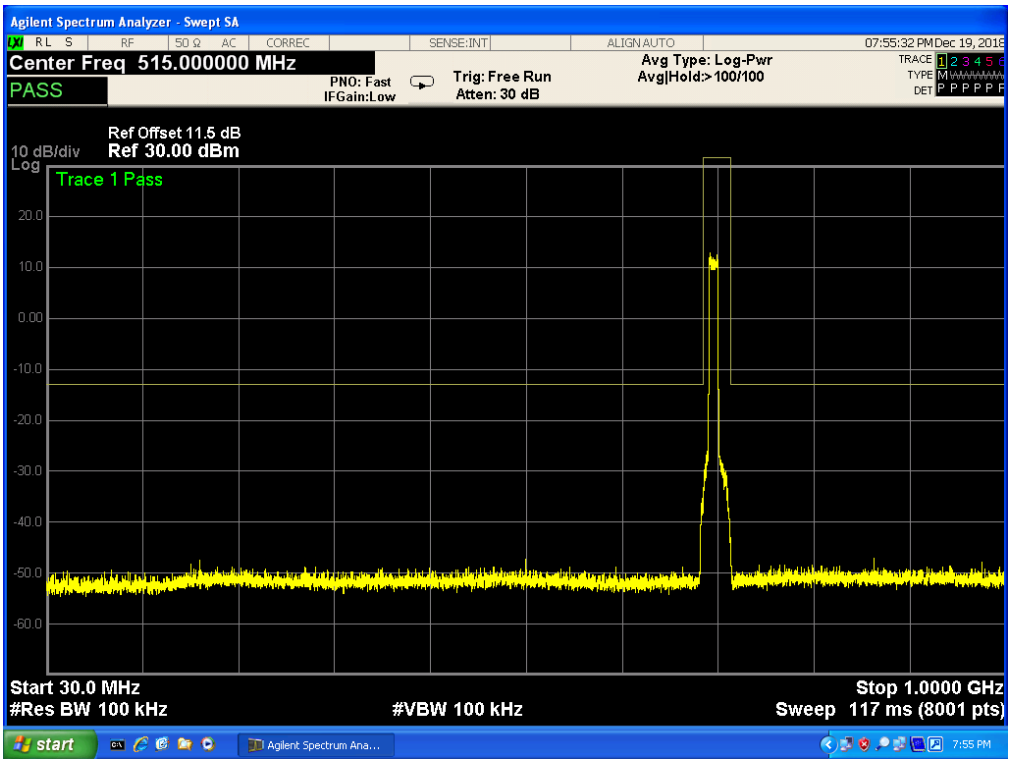

Band 12,UL Channel 23060,UL Frequency 704.0,BW 10.0,NO. RB 50,RB POS. Low,QPSK

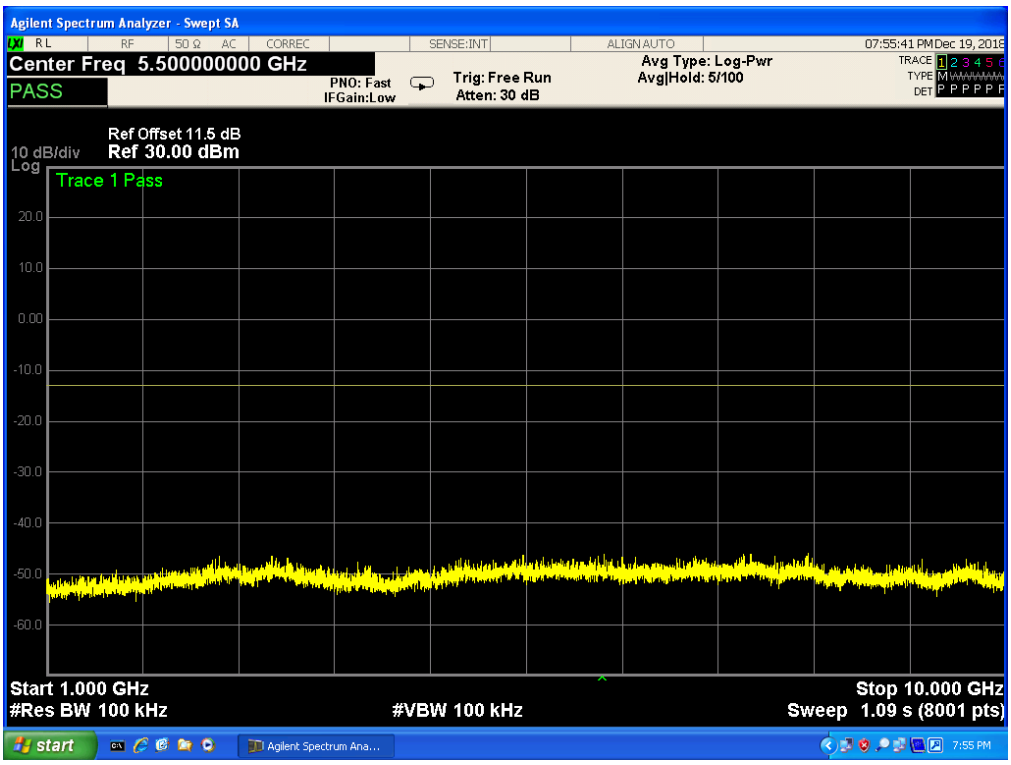

Band 12,UL Channel 23060,UL Frequency 704.0,BW 10.0,NO. RB 50,RB POS. Low,16-QAM

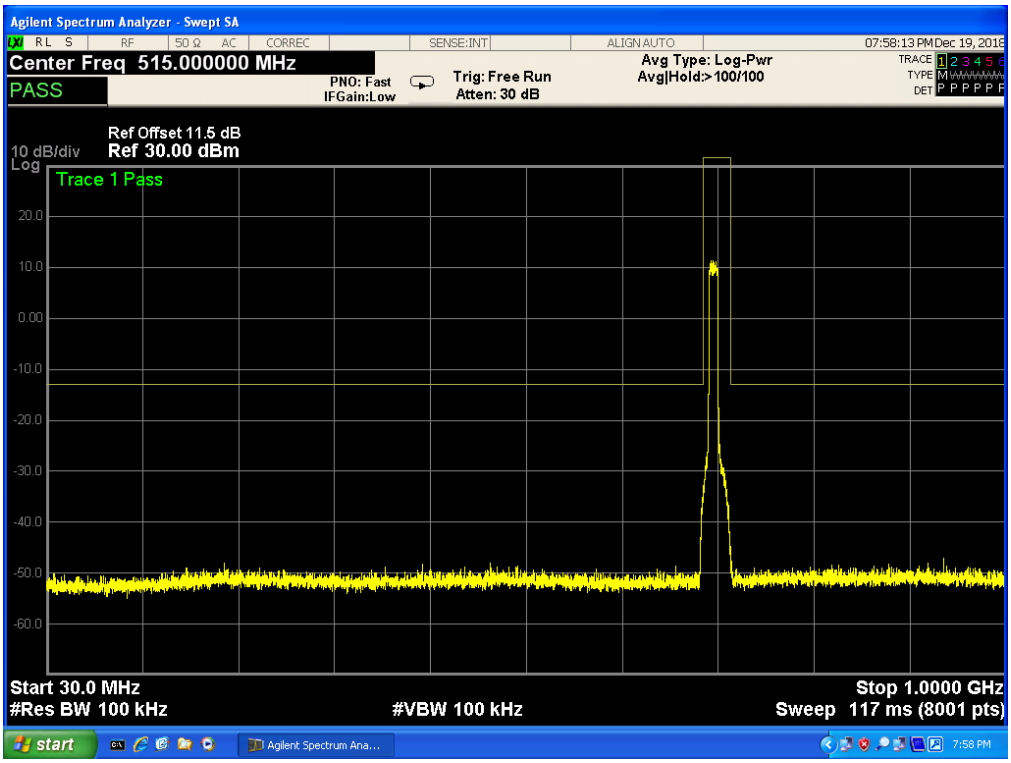

Band 12,UL Channel 23060,UL Frequency 704.0,BW 10.0,NO. RB 50,RB POS. Low,16-QAM

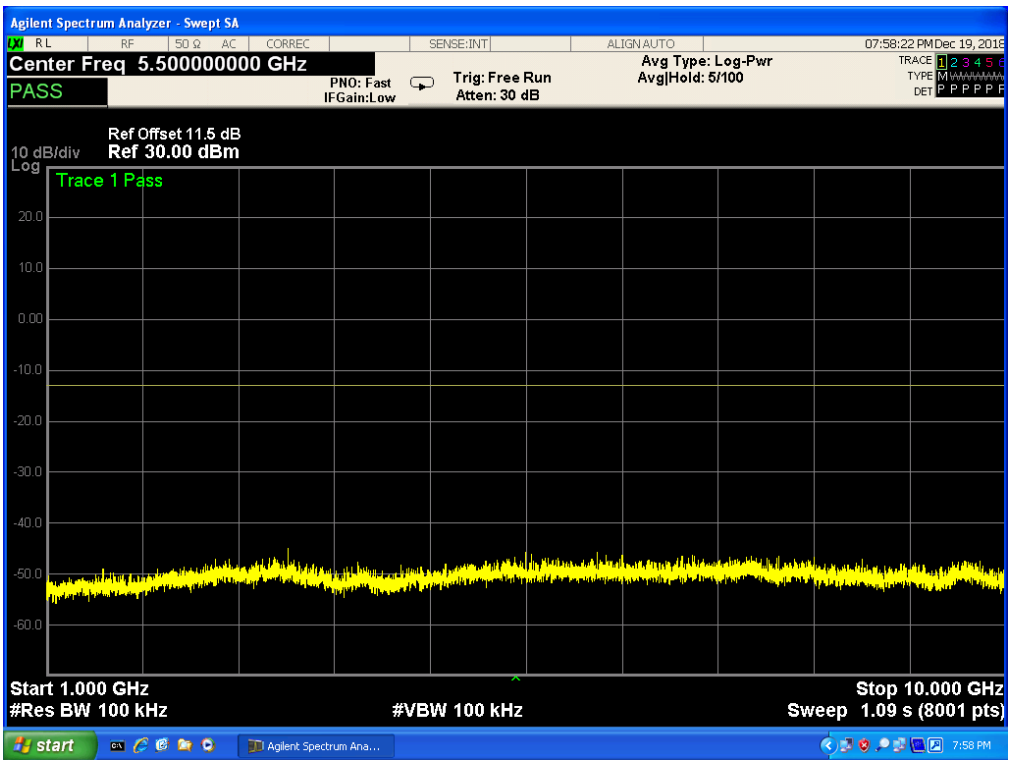

Band 12,UL Channel 23130,UL Frequency 711.0,BW 10.0,NO. RB 50,RB POS. Low,QPSK

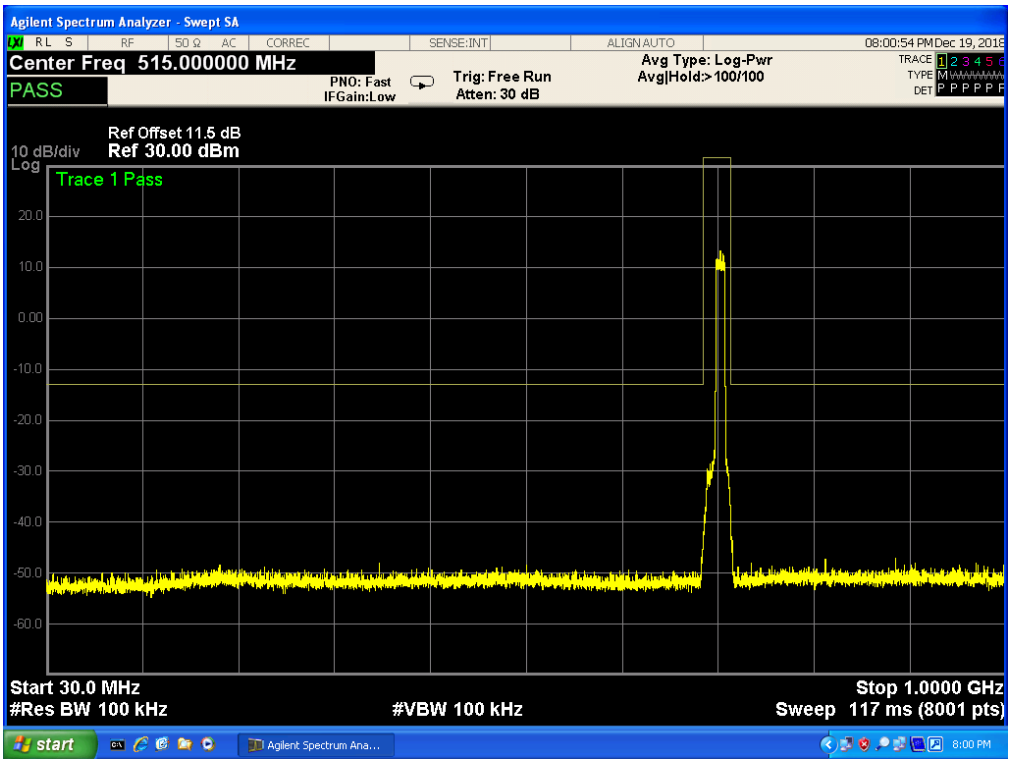

Band 12,UL Channel 23130,UL Frequency 711.0,BW 10.0,NO. RB 50,RB POS. Low,QPSK

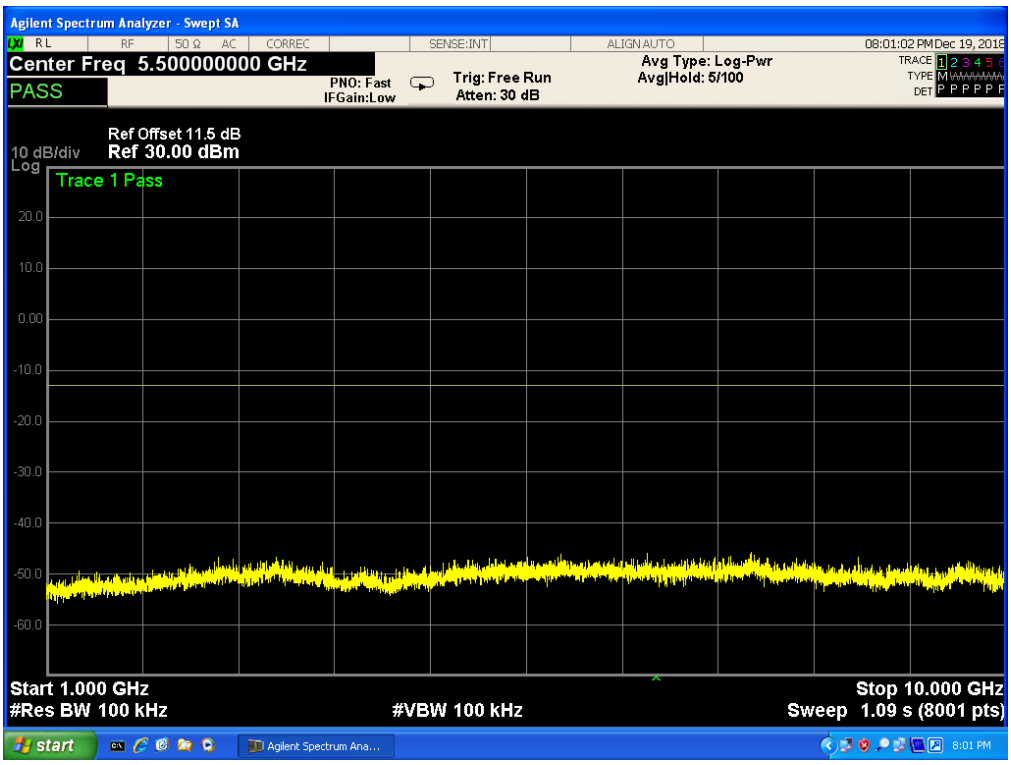

Band 12,UL Channel 23130,UL Frequency 711.0,BW 10.0,NO. RB 50,RB POS. Low,16-QAM

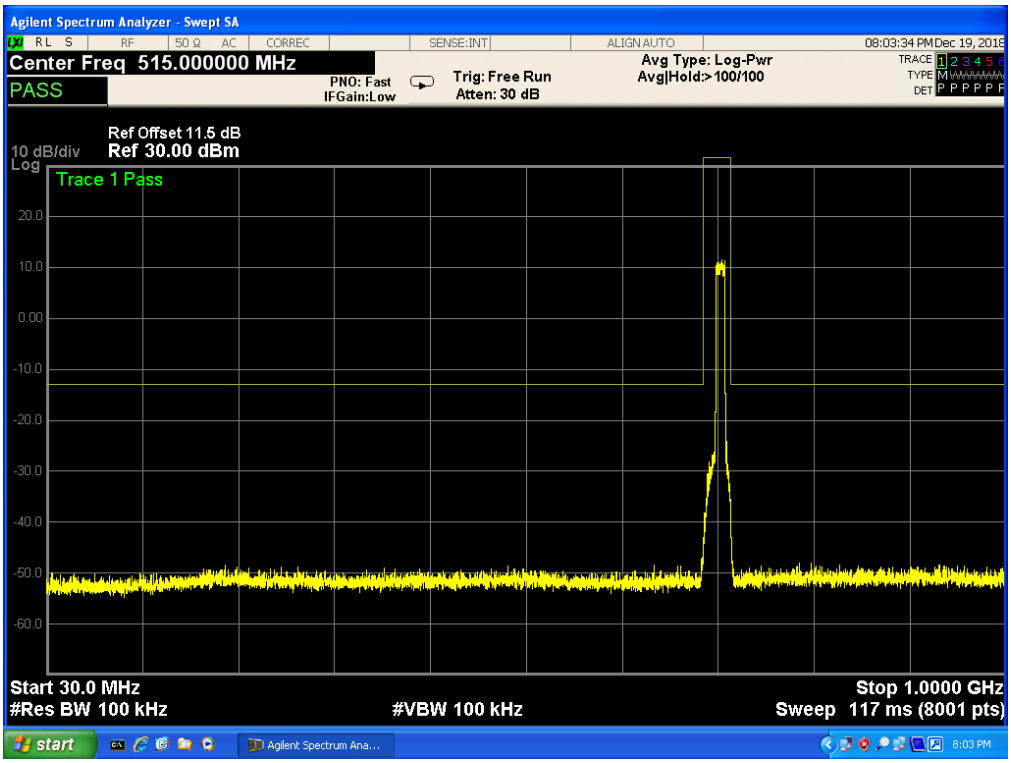

Band 12,UL Channel 23130,UL Frequency 711.0,BW 10.0,NO. RB 50,RB POS. Low,16-QAM

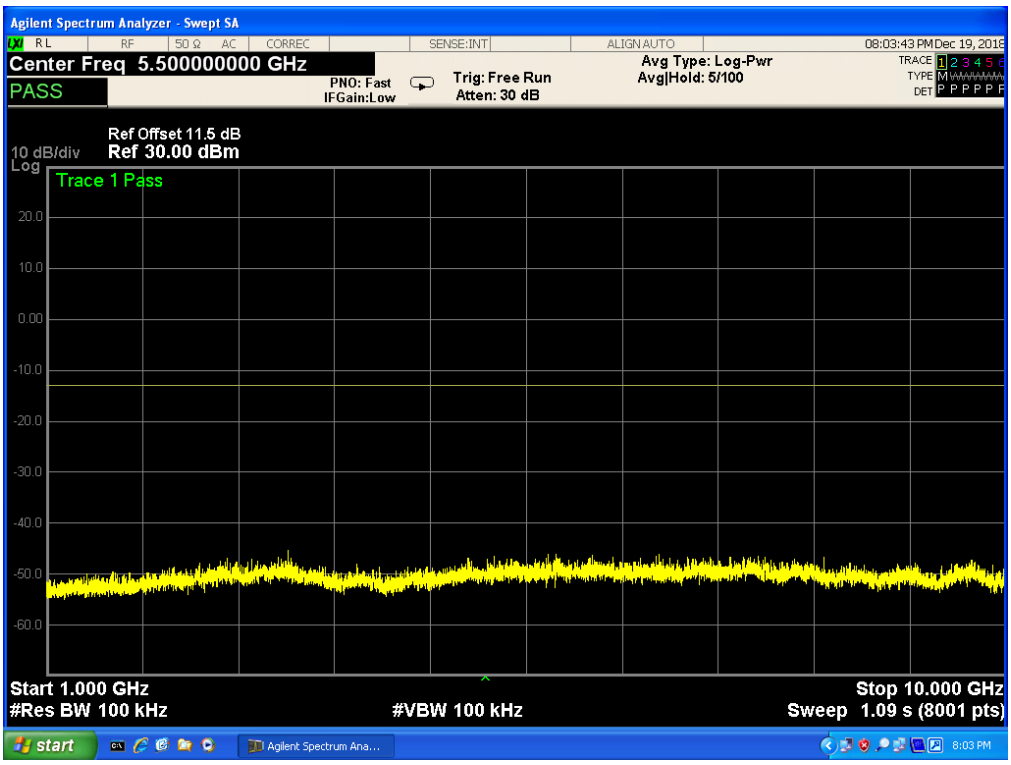

7.6 LTE BAND 17

Band 17,UL Channel 23755,UL Frequency 706.5,BW 5.0,NO. RB 25,RB POS. Low,QPSK

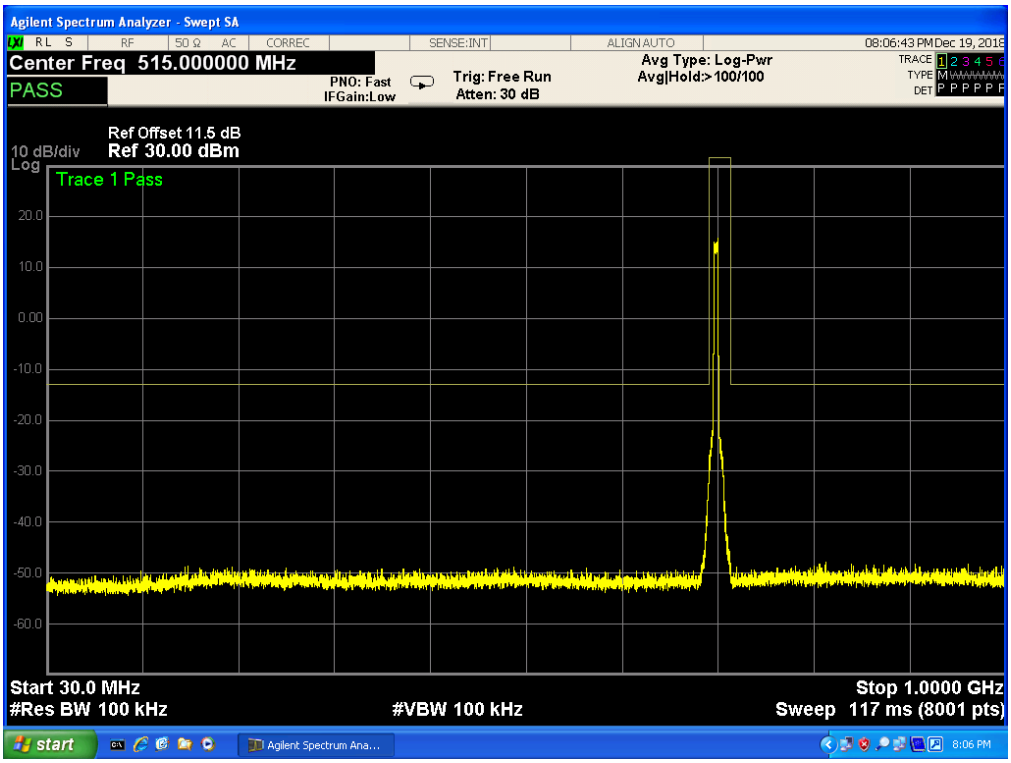

Band 17,UL Channel 23755,UL Frequency 706.5,BW 5.0,NO. RB 25,RB POS. Low,QPSK

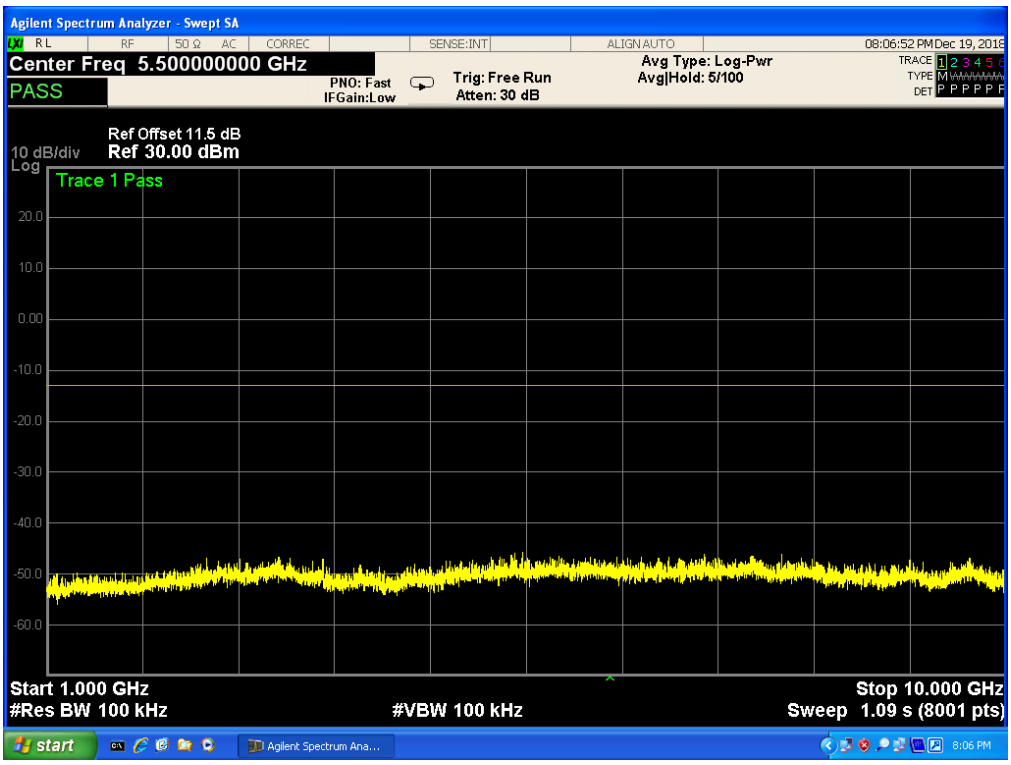

Band 17,UL Channel 23755,UL Frequency 706.5,BW 5.0,NO. RB 25,RB POS. Low,16-QAM

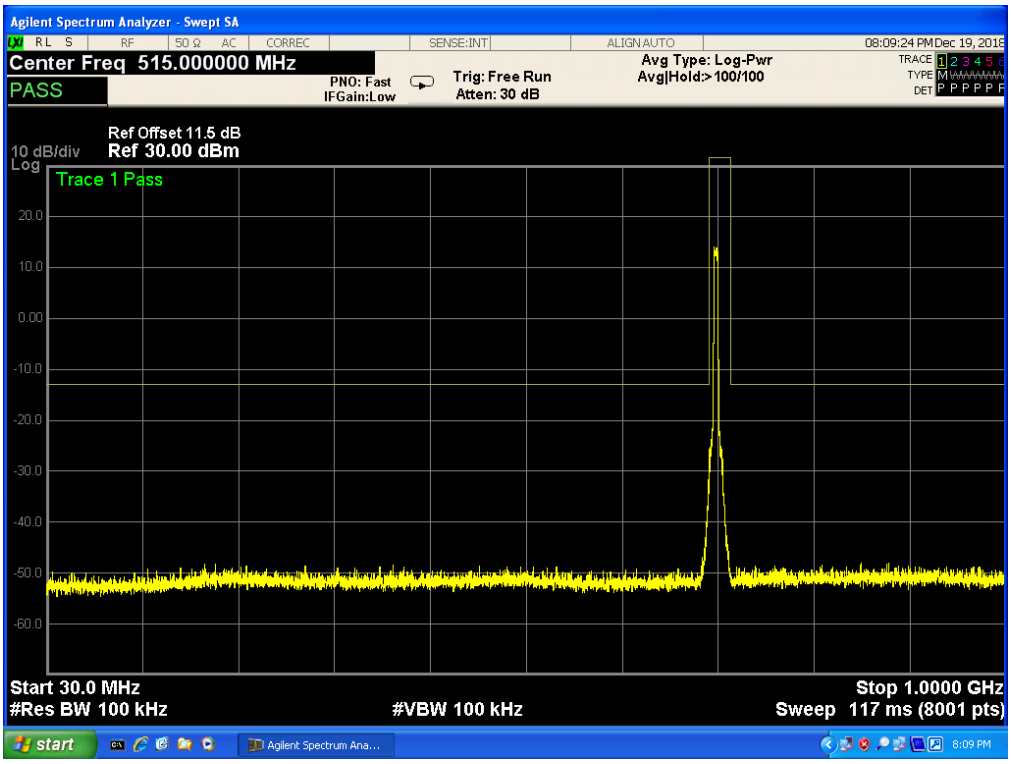

Band 17,UL Channel 23755,UL Frequency 706.5,BW 5.0,NO. RB 25,RB POS. Low,16-QAM

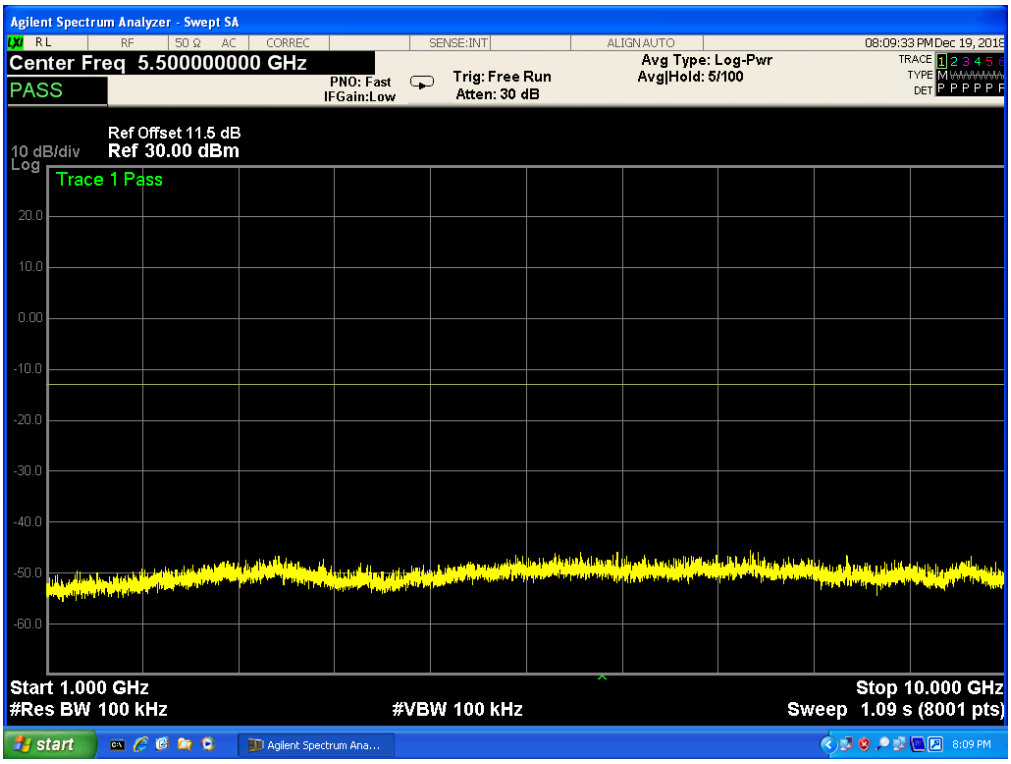

Band 17,UL Channel 23825,UL Frequency 713.5,BW 5.0,NO. RB 25,RB POS. Low,QPSK

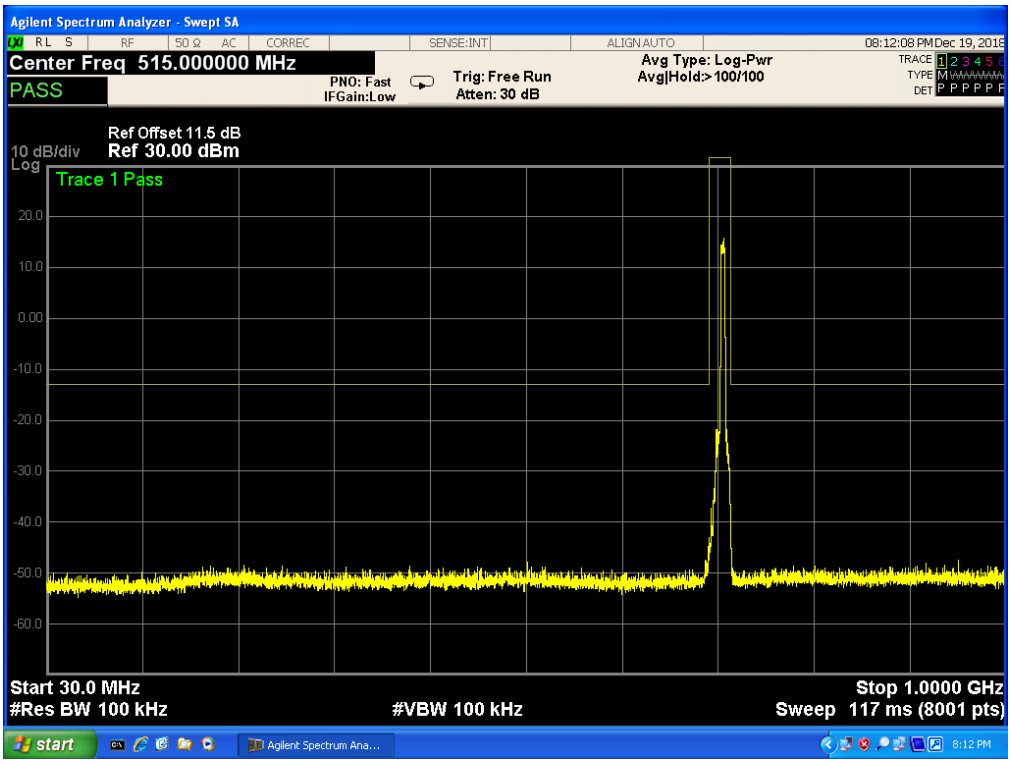

Band 17,UL Channel 23825,UL Frequency 713.5,BW 5.0,NO. RB 25,RB POS. Low,QPSK

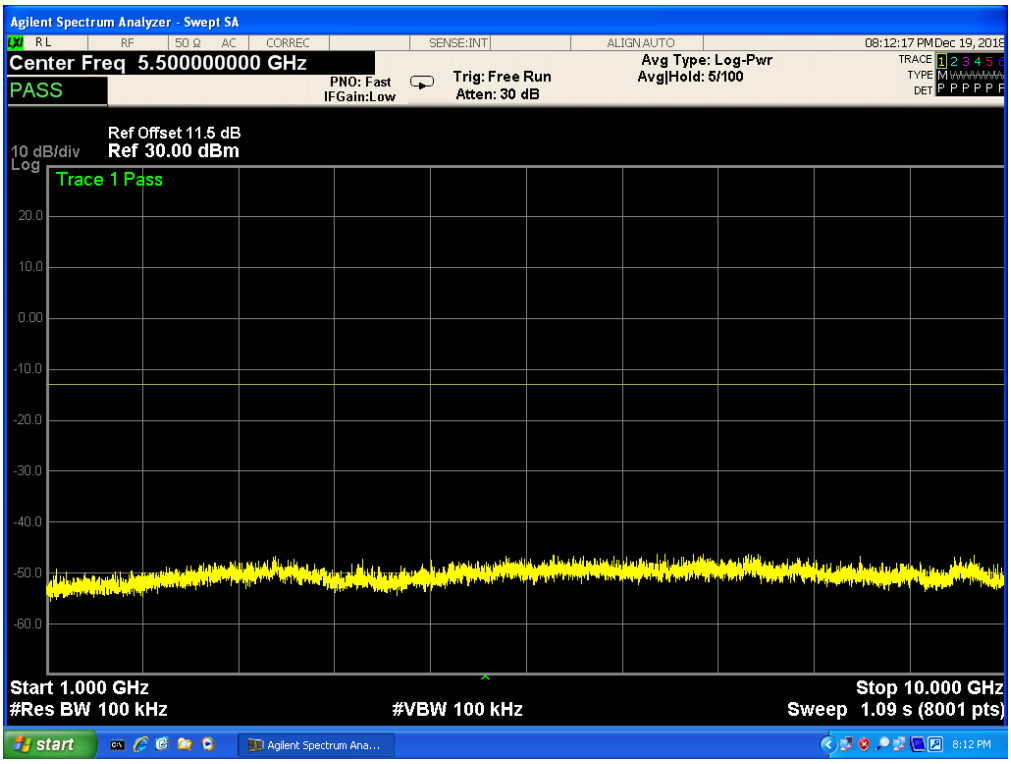

Band 17,UL Channel 23825,UL Frequency 713.5,BW 5.0,NO. RB 25,RB POS. Low,16-QAM

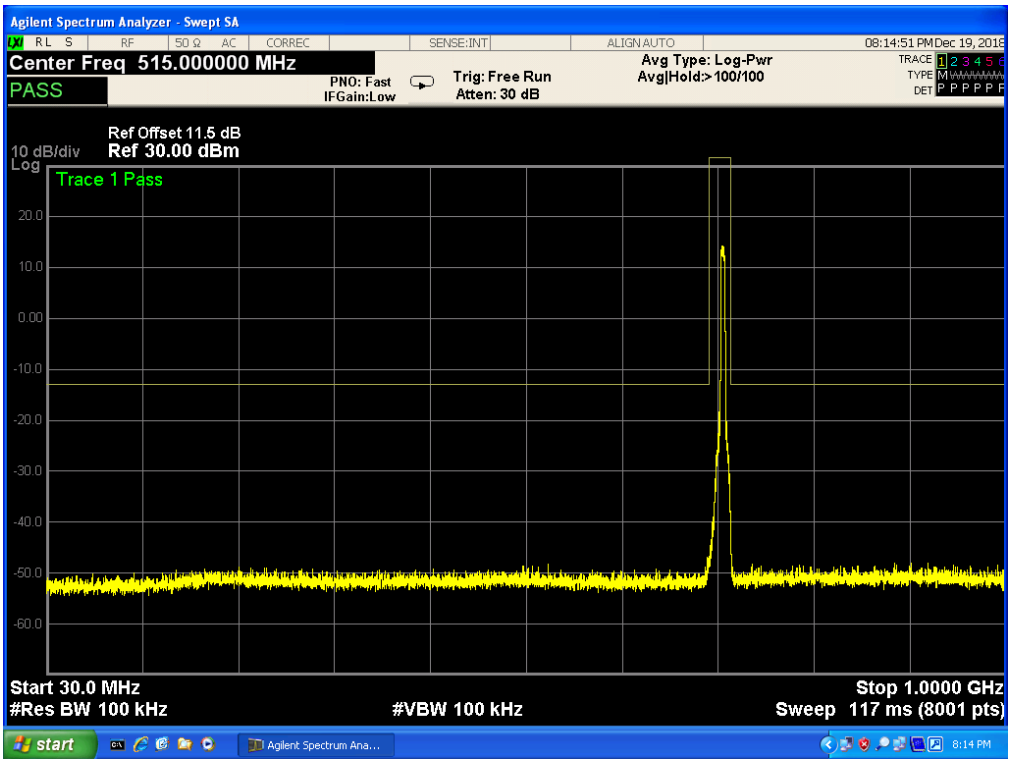

Band 17,UL Channel 23825,UL Frequency 713.5,BW 5.0,NO. RB 25,RB POS. Low,16-QAM

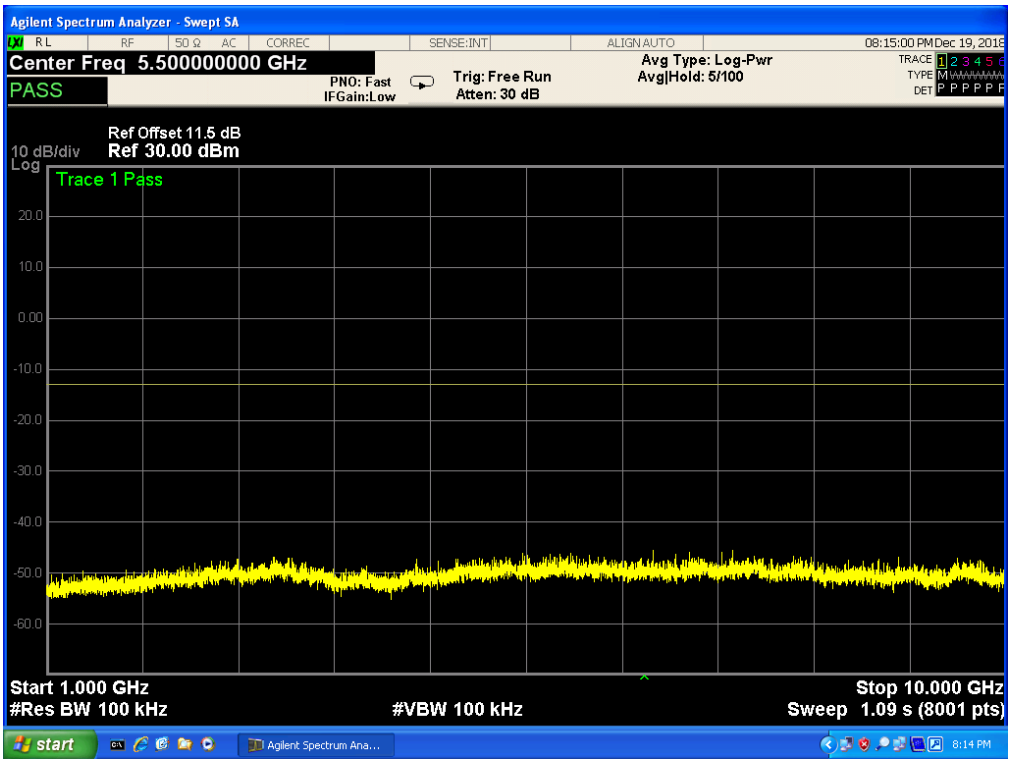

Band 17,UL Channel 23780,UL Frequency 709.0,BW 10.0,NO. RB 50,RB POS. Low,QPSK

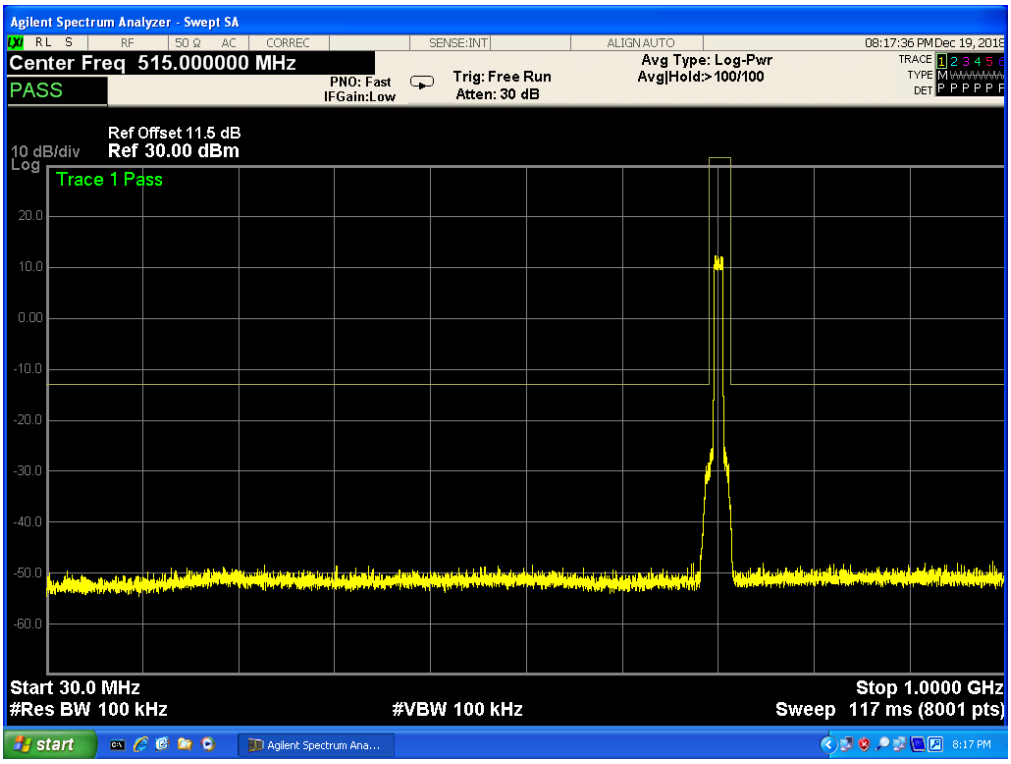

Band 17,UL Channel 23780,UL Frequency 709.0,BW 10.0,NO. RB 50,RB POS. Low,QPSK

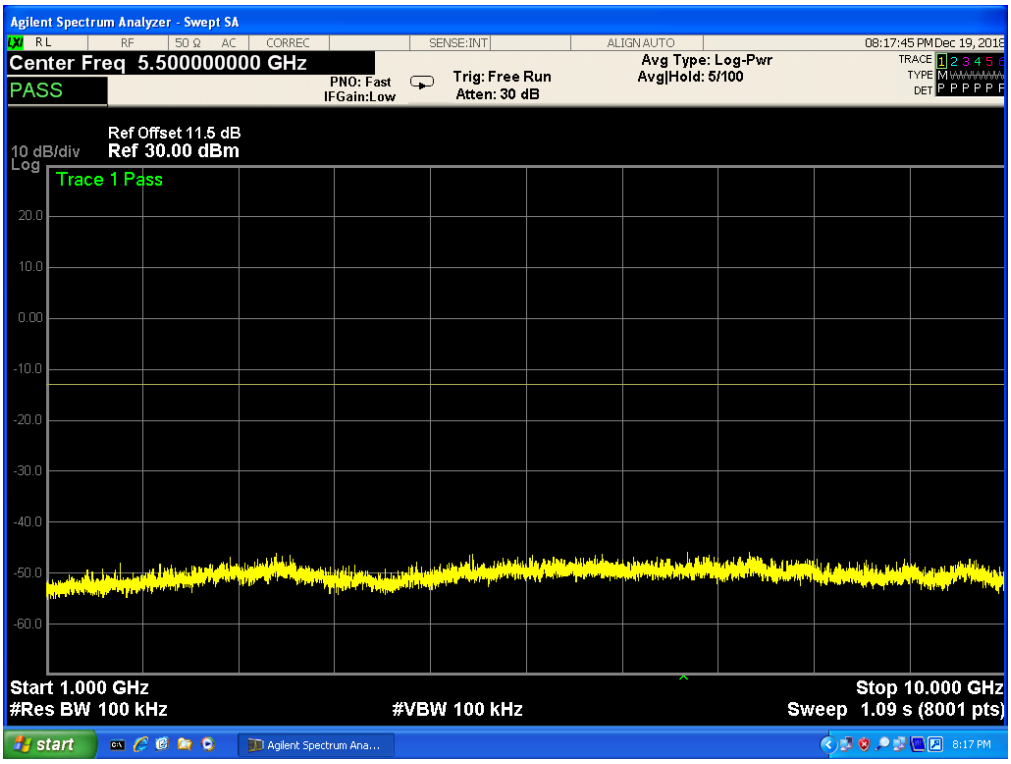

Band 17,UL Channel 23780,UL Frequency 709.0,BW 10.0,NO. RB 50,RB POS. Low,16-QAM

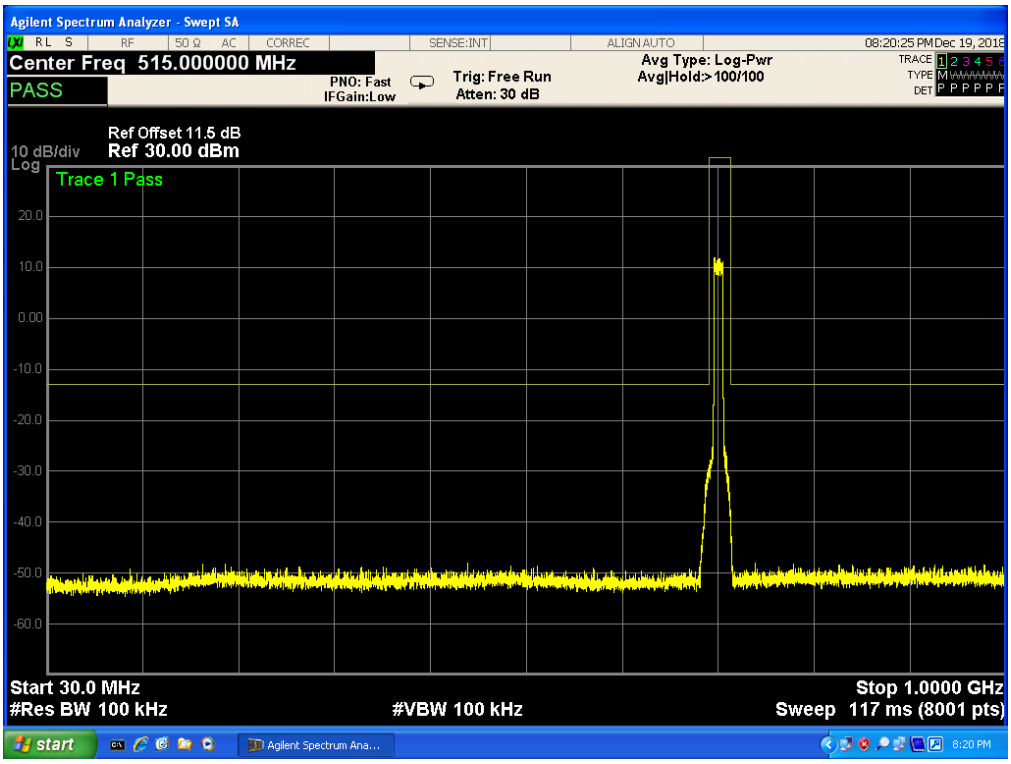

Band 17,UL Channel 23780,UL Frequency 709.0,BW 10.0,NO. RB 50,RB POS. Low,16-QAM

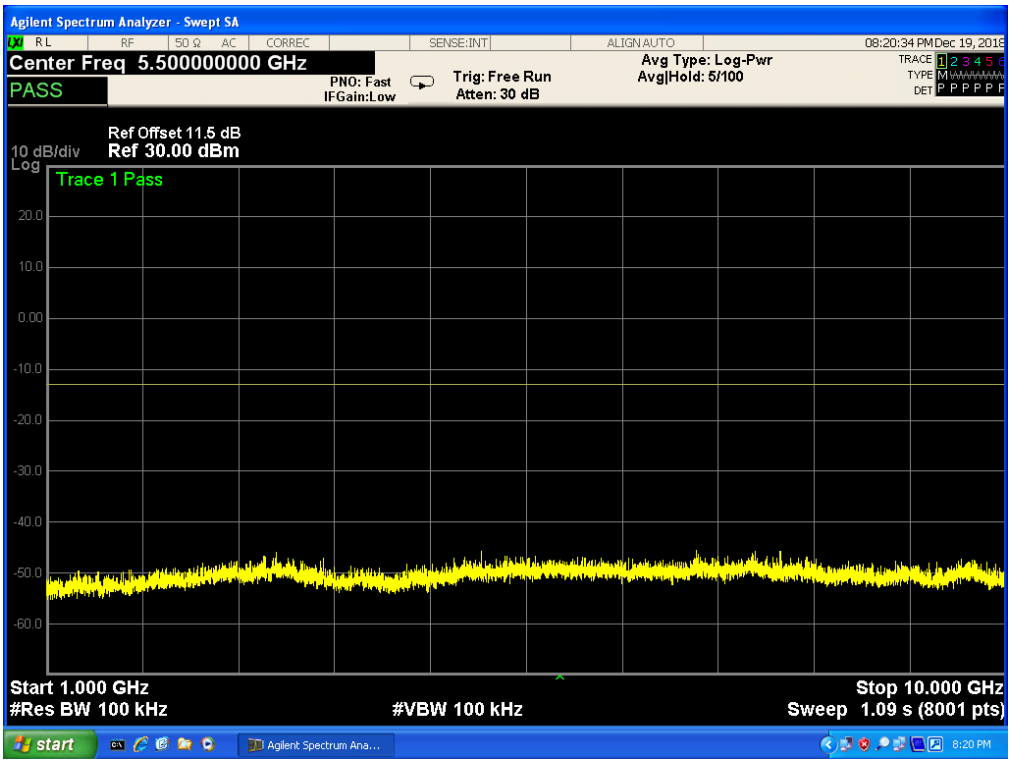

Band 17,UL Channel 23800,UL Frequency 711.0,BW 10.0,NO. RB 50,RB POS. Low,QPSK

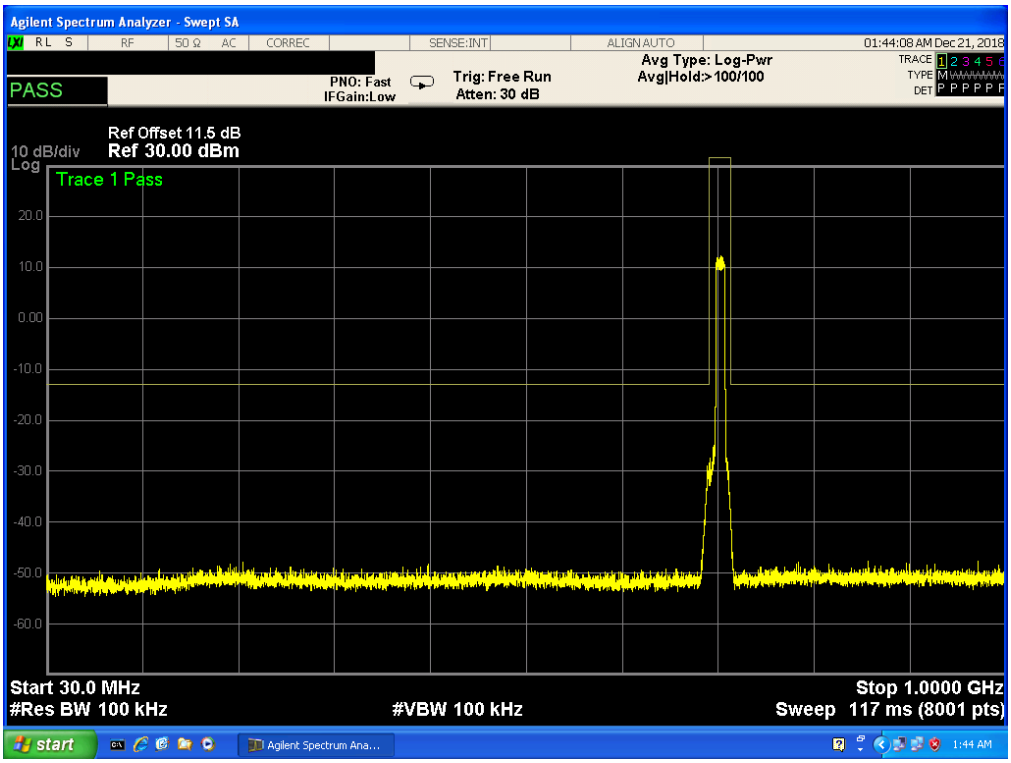

Band 17,UL Channel 23800,UL Frequency 711.0,BW 10.0,NO. RB 50,RB POS. Low,QPSK

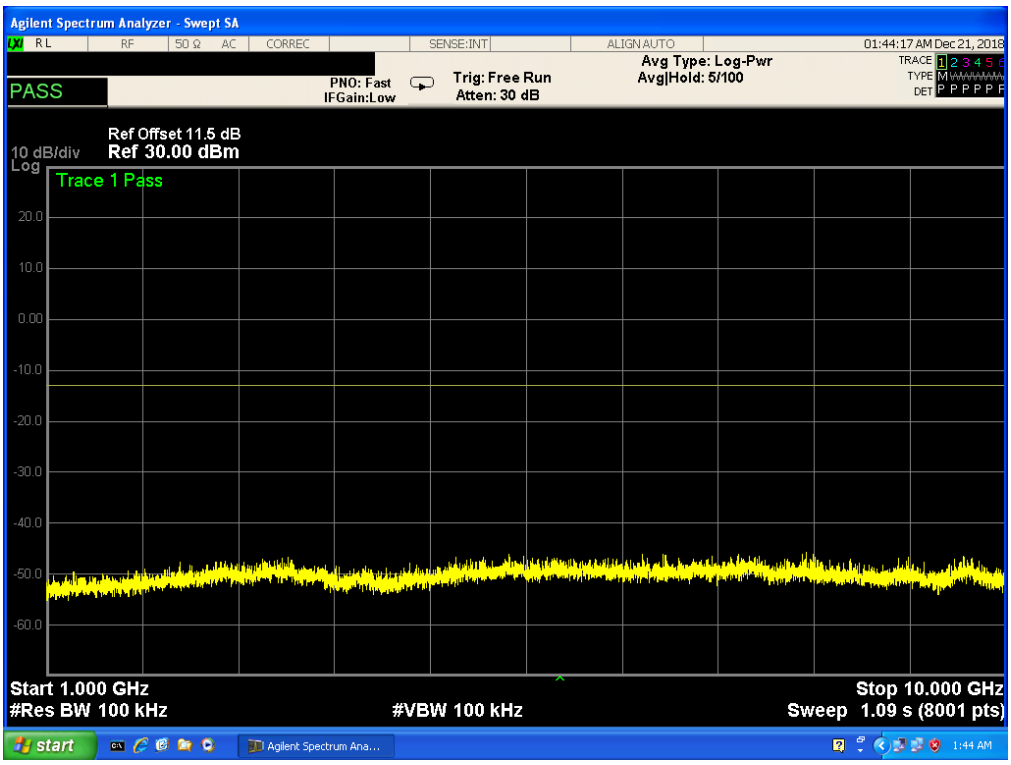

Band 17,UL Channel 23800,UL Frequency 711.0,BW 10.0,NO. RB 50,RB POS. Low,16-QAM

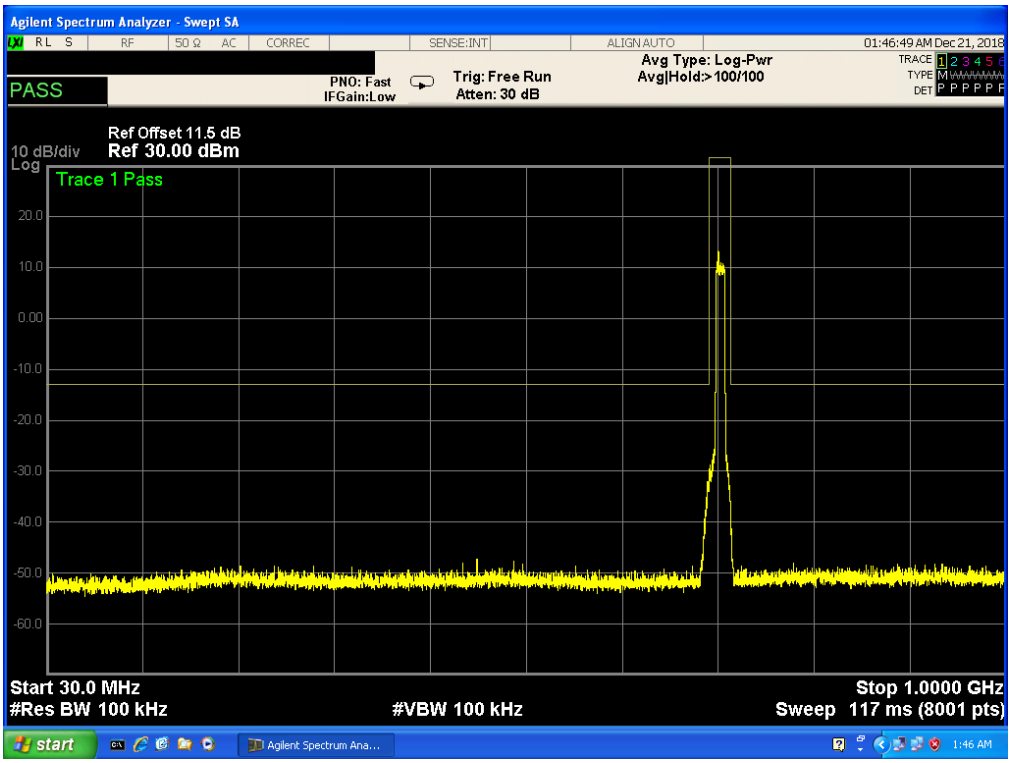

Band 17,UL Channel 23800,UL Frequency 711.0,BW 10.0,NO. RB 50,RB POS. Low,16-QAM

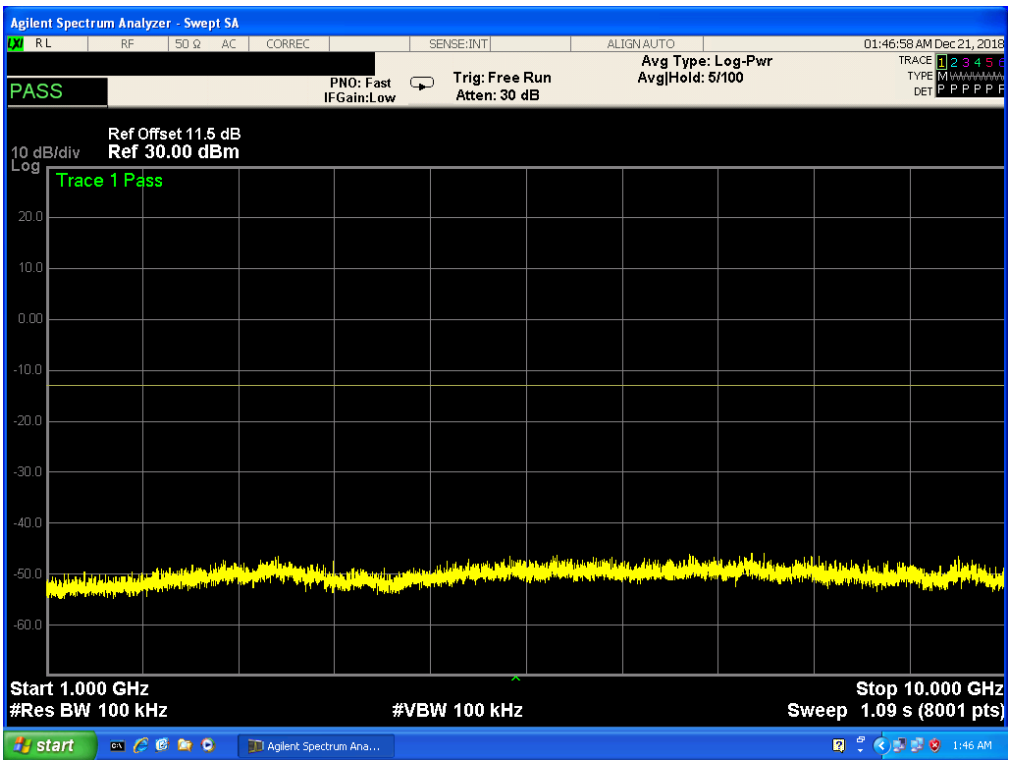

8. Radiated Spurious Emission

8.1. RADIATED POWER (ERP & EIRP)

RULE PART(S)

FCC: §2.1046, §22.913, §24.232 and §27.50

LIMITS:

22.913(a) - The ERP of mobile transmitters and auxiliary test transmitters must not exceed 7 Watts.
27.50 (c) (10) the following power and antenna height requirements apply to stations transmitting in the 698–746 MHz band, the portable stations (hand-held devices) are limited to 3 watts ERP.
27.50 (b)(10) Portable stations (hand-held devices) transmitting in the 746–757 MHz, 758–763 MHz, 776–793 MHz, and 805–806 MHz bands are limited to 3 watts ERP.
27.50 (d)(4) The following power and antenna height requirements apply to stations transmitting in the 1710–1755 MHz and 2110–2155 MHz bands: Fixed, mobile, and portable (hand-held) stations operating in the 1710–1755 MHz band are limited to 1 watt EIRP.

TEST PROCEDURE

ANSI/TIA-603-E Clause 2.2.17
KDB 971168 v02r01 RF power output using broadband peak and average power meter method.
KDB 971168 D01 Power Meas License Digital Systems v02r01, “Measurement Guidance for Certification of Licensed Digital Transmitters”

MODES TESTED

- LTE Band 2
- LTE Band 4
- LTE Band 5
- LTE Band 7
- LTE Band 12
- LTE Band 17

RESULTS

Pass

8.2 LTE BAND 2

Radiated Power (EIRP) for Band 2									
Mode	RB/ RB SIZE	Frequency	Result						Conclusion
			SG Level (dBm)	Cable Loss (dBm)	Antenna Gain (dB)	Max. EIRP Average (dBm)	Max. EIRP Average (mW)	Polarization Of Max. ERP	
1.4MHz Band QPSK	6/0	1850.7	-3.94	3.76	28.24	20.54	113.240	Vertical	Pass
		1880	-4.12	3.91	28.22	20.19	104.472	Vertical	Pass
		1909.3	-3.90	3.93	28.20	20.37	108.893	Vertical	Pass
1.4MHz Band 16 QAM	6/0	1850.7	-4.80	3.76	28.24	19.68	92.897	Vertical	Pass
		1880	-4.76	3.91	28.22	19.55	90.157	Vertical	Pass
		1909.3	-4.80	3.93	28.20	19.47	88.512	Vertical	Pass
3.0MHz Band QPSK	15/0	1851.5	-3.93	3.77	28.23	20.53	112.980	Vertical	Pass
		1880	-3.84	3.91	28.24	20.49	111.944	Vertical	Pass
		1908.5	-3.66	3.94	28.25	20.65	116.145	Vertical	Pass
3.0MHz Band 16 QAM	15/0	1851.5	-4.84	3.77	28.23	19.62	91.622	Vertical	Pass
		1880	-4.75	3.91	28.24	19.58	90.782	Vertical	Pass
		1908.5	-4.87	3.94	28.25	19.44	87.902	Vertical	Pass
5.0MHz Band QPSK	25/0	1852.5	-4.23	3.77	28.31	20.31	107.399	Vertical	Pass
		1880	-4.03	3.91	28.22	20.28	106.660	Vertical	Pass
		1907.5	-3.99	3.94	28.20	20.27	106.414	Vertical	Pass
5.0MHz Band 16 QAM	25/0	1852.5	-4.90	3.77	28.31	19.64	92.045	Vertical	Pass
		1880	-4.79	3.91	28.22	19.52	89.536	Vertical	Pass
		1907.5	-4.93	3.94	28.20	19.33	85.704	Vertical	Pass
10.0MHz Band QPSK	50/0	1855	-4.26	3.79	28.33	20.28	106.660	Vertical	Pass
		1880	-4.10	3.95	28.22	20.17	103.992	Vertical	Pass
		1905	-3.88	3.97	28.19	20.34	108.143	Vertical	Pass
10.0MHz Band 16 QAM	50/0	1855	-5.02	3.79	28.33	19.52	89.536	Vertical	Pass
		1880	-4.85	3.95	28.22	19.42	87.498	Vertical	Pass
		1905	-4.85	3.97	28.19	19.37	86.497	Vertical	Pass
15.0MHz Band QPSK	75/0	1857.5	-4.44	3.79	28.34	20.11	102.565	Vertical	Pass
		1880	-3.98	3.95	28.22	20.29	106.905	Vertical	Pass
		1902.5	-3.90	3.97	28.18	20.31	107.399	Vertical	Pass
15.0MHz Band 16 QAM	75/0	1857.5	-5.27	3.79	28.34	19.28	84.723	Vertical	Pass
		1880	-4.92	3.95	28.22	19.35	86.099	Vertical	Pass
		1902.5	-4.82	3.97	28.18	19.39	86.896	Vertical	Pass

20.0MHz Band QPSK	100/0	1860	-4.13	3.81	28.35	20.41	109.901	Vertical	Pass
		1880	-3.88	3.96	28.22	20.38	109.144	Vertical	Pass
		1900	-3.79	4.00	28.16	20.37	108.893	Vertical	Pass
20.0MHz Band 16 QAM	100/0	1860	-4.92	3.81	28.35	19.62	91.622	Vertical	Pass
		1880	-4.67	3.96	28.22	19.59	90.991	Vertical	Pass
		1900	-4.62	4.00	28.16	19.54	89.950	Vertical	Pass

Note:
SG Level= Signal generator output
Max. EIRP Average (dBm)= Antenna Gain(dB)+ SG Level (dBm)- Cable Loss(dBm)

Radiated Power (EIRP) for Band 2									
Mode	RB/ RB SIZE	Frequency	Result						Conclusion
			SG Level (dBm)	Cable Loss (dBm)	Antenna Gain (dB)	Max. EIRP Average (dBm)	Max. EIRP Average (mW)	Polarization Of Max. ERP	
1.4MHz Band QPSK	6/0	1850.7	-4.34	3.76	28.24	20.14	103.276	Horizontal	Pass
		1880	-4.23	3.91	28.22	20.08	101.859	Horizontal	Pass
		1909.3	-4.05	3.93	28.20	20.22	105.196	Horizontal	Pass
1.4MHz Band 16 QAM	6/0	1850.7	-5.14	3.76	28.24	19.34	85.901	Horizontal	Pass
		1880	-5.07	3.91	28.22	19.24	83.946	Horizontal	Pass
		1909.3	-5.08	3.93	28.20	19.19	82.985	Horizontal	Pass
3.0MHz Band QPSK	15/0	1851.5	-4.13	3.77	28.23	20.33	107.895	Horizontal	Pass
		1880	-4.07	3.91	28.24	20.26	106.170	Horizontal	Pass
		1908.5	-4.06	3.94	28.25	20.25	105.925	Horizontal	Pass
3.0MHz Band 16 QAM	15/0	1851.5	-5.38	3.77	28.23	19.08	80.910	Horizontal	Pass
		1880	-5.22	3.91	28.24	19.11	81.470	Horizontal	Pass
		1908.5	-5.16	3.94	28.25	19.15	82.224	Horizontal	Pass
5.0MHz Band QPSK	25/0	1852.5	-4.02	3.77	28.31	20.52	112.720	Horizontal	Pass
		1880	-4.14	3.91	28.22	20.17	103.992	Horizontal	Pass
		1907.5	-3.90	3.94	28.20	20.36	108.643	Horizontal	Pass
5.0MHz Band 16 QAM	25/0	1852.5	-5.12	3.77	28.31	19.42	87.498	Horizontal	Pass
		1880	-5.18	3.91	28.22	19.13	81.846	Horizontal	Pass
		1907.5	-4.94	3.94	28.20	19.32	85.507	Horizontal	Pass
10.0MHz Band QPSK	50/0	1855	-4.32	3.79	28.33	20.22	105.196	Horizontal	Pass
		1880	-4.08	3.95	28.22	20.19	104.472	Horizontal	Pass
		1905	-4.14	3.97	28.19	20.08	101.859	Horizontal	Pass
10.0MHz Band 16 QAM	50/0	1855	-5.31	3.79	28.33	19.23	83.753	Horizontal	Pass
		1880	-5.01	3.95	28.22	19.26	84.333	Horizontal	Pass
		1905	-5.11	3.97	28.19	19.11	81.470	Horizontal	Pass
15.0MHz Band QPSK	75/0	1857.5	-4.46	3.79	28.34	20.09	102.094	Horizontal	Pass
		1880	-4.16	3.95	28.22	20.11	102.565	Horizontal	Pass
		1902.5	-3.97	3.97	28.18	20.24	105.682	Horizontal	Pass
15.0MHz Band 16 QAM	75/0	1857.5	-5.37	3.79	28.34	19.18	82.794	Horizontal	Pass
		1880	-5.00	3.95	28.22	19.27	84.528	Horizontal	Pass
		1902.5	-4.95	3.97	28.18	19.26	84.333	Horizontal	Pass
20.0MHz Band	100/0	1860	-4.32	3.81	28.35	20.22	105.196	Horizontal	Pass
		1880	-4.07	3.96	28.22	20.19	104.472	Horizontal	Pass

QPSK		1900	-4.00	4.00	28.16	20.16	103.753	Horizontal	Pass
20.0MHz Band 16 QAM	100/0	1860	-5.46	3.81	28.35	19.08	80.910	Horizontal	Pass
		1880	-5.17	3.96	28.22	19.09	81.096	Horizontal	Pass
		1900	-4.97	4.00	28.16	19.19	82.985	Horizontal	Pass

Note:
SG Level= Signal generator output
Max. EIRP Average (dBm)= Antenna Gain(dB)+ SG Level (dBm)- Cable Loss(dBm)

8.3 LTE BAND 4

Radiated Power (EIRP) for Band 4									
Mode	RB/RB SIZE	Frequency	Result						Conclusion
			SG Level (dBm)	Cable Loss (dBm)	Antenna Gain (dB)	Max. EIRP Average (dBm)	Max. EIRP Average (mW)	Polarization Of Max. ERP	
1.4MHz Band QPSK	6/0	1710.7	-3.60	3.12	27.58	20.86	121.899	Vertical	Pass
		1732.5	-3.55	3.27	27.61	20.79	119.950	Vertical	Pass
		1754.3	-3.39	3.29	27.63	20.95	124.451	Vertical	Pass
1.4MHz Band 16 QAM	6/0	1710.7	-4.45	3.12	27.58	20.01	100.231	Vertical	Pass
		1732.5	-4.19	3.27	27.61	20.15	103.514	Vertical	Pass
		1754.3	-4.10	3.29	27.63	20.24	105.682	Vertical	Pass
3.0MHz Band QPSK	15/0	1711.5	-3.49	3.13	27.61	20.99	125.603	Vertical	Pass
		1732.5	-3.29	3.27	27.61	21.05	127.350	Vertical	Pass
		1753.5	-3.64	3.30	27.62	20.68	116.950	Vertical	Pass
3.0MHz Band 16 QAM	15/0	1711.5	-4.35	3.13	27.61	20.13	103.039	Vertical	Pass
		1732.5	-4.26	3.27	27.61	20.08	101.859	Vertical	Pass
		1753.5	-4.15	3.30	27.62	20.17	103.992	Vertical	Pass
5.0MHz Band QPSK	25/0	1712.5	-3.61	3.13	27.63	20.89	122.744	Vertical	Pass
		1732.5	-3.43	3.27	27.61	20.91	123.310	Vertical	Pass
		1752.5	-3.33	3.30	27.60	20.97	125.026	Vertical	Pass
5.0MHz Band 16 QAM	25/0	1712.5	-4.09	3.13	27.63	20.41	109.901	Vertical	Pass
		1732.5	-4.21	3.27	27.61	20.13	103.039	Vertical	Pass
		1752.5	-4.05	3.30	27.60	20.25	105.925	Vertical	Pass
10.0MHz Band QPSK	50/0	1715	-3.63	3.15	27.64	20.86	121.899	Vertical	Pass
		1732.5	-3.35	3.31	27.61	20.95	124.451	Vertical	Pass
		1750	-3.30	3.33	27.59	20.96	124.738	Vertical	Pass
10.0MHz Band 16 QAM	50/0	1715	-4.36	3.15	27.64	20.13	103.039	Vertical	Pass
		1732.5	-4.13	3.31	27.61	20.17	103.992	Vertical	Pass
		1750	-4.21	3.33	27.59	20.05	101.158	Vertical	Pass
15.0MHz Band QPSK	75/0	1717.5	-3.87	3.15	27.65	20.63	115.611	Vertical	Pass
		1732.5	-3.51	3.31	27.61	20.79	119.950	Vertical	Pass
		1747.5	-3.40	3.33	27.57	20.84	121.339	Vertical	Pass
15.0MHz Band 16 QAM	75/0	1717.5	-4.44	3.15	27.65	20.06	101.391	Vertical	Pass
		1732.5	-4.19	3.31	27.61	20.11	102.565	Vertical	Pass
		1747.5	-4.11	3.33	27.57	20.13	103.039	Vertical	Pass

20.0MHz Band QPSK	100/0	1720	-3.64	3.17	27.66	20.85	121.619	Vertical	Pass
		1732.5	-3.35	3.32	27.61	20.94	124.165	Vertical	Pass
		1745	-3.29	3.36	27.56	20.91	123.310	Vertical	Pass
20.0MHz Band 16 QAM	100/0	1720	-4.35	3.17	27.66	20.14	103.276	Vertical	Pass
		1732.5	-3.97	3.32	27.61	20.32	107.647	Vertical	Pass
		1745	-3.98	3.36	27.56	20.22	105.196	Vertical	Pass

Note:
SG Level= Signal generator output
Max. EIRP Average (dBm)= Antenna Gain(dB)+ SG Level (dBm)- Cable Loss(dBm)

Radiated Power (EIRP) for Band 4									
Mode	RB/RB SIZE	Frequency	Result						Conclusion
			SG Level (dBm)	Cable Loss (dBm)	Antenna Gain (dB)	Max. EIRP Average (dBm)	Max. EIRP Average (mW)	Polarization Of Max. ERP	
1.4MHz Band QPSK	6/0	1710.7	-4.12	3.12	27.58	20.34	108.143	Horizontal	Pass
		1732.5	-4.05	3.27	27.61	20.29	106.905	Horizontal	Pass
		1754.3	-3.90	3.29	27.63	20.44	110.662	Horizontal	Pass
1.4MHz Band 16 QAM	6/0	1710.7	-4.79	3.12	27.58	19.67	92.683	Horizontal	Pass
		1732.5	-4.50	3.27	27.61	19.84	96.383	Horizontal	Pass
		1754.3	-4.49	3.29	27.63	19.85	96.605	Horizontal	Pass
3.0MHz Band QPSK	15/0	1711.5	-4.07	3.13	27.61	20.41	109.901	Horizontal	Pass
		1732.5	-3.95	3.27	27.61	20.39	109.396	Horizontal	Pass
		1753.5	-4.03	3.30	27.62	20.29	106.905	Horizontal	Pass
3.0MHz Band 16 QAM	15/0	1711.5	-4.82	3.13	27.61	19.66	92.470	Horizontal	Pass
		1732.5	-4.76	3.27	27.61	19.58	90.782	Horizontal	Pass
		1753.5	-4.78	3.30	27.62	19.54	89.950	Horizontal	Pass
5.0MHz Band QPSK	25/0	1712.5	-4.31	3.13	27.63	20.19	104.472	Horizontal	Pass
		1732.5	-4.12	3.27	27.61	20.22	105.196	Horizontal	Pass
		1752.5	-4.14	3.30	27.60	20.16	103.753	Horizontal	Pass
5.0MHz Band 16 QAM	25/0	1712.5	-4.96	3.13	27.63	19.54	89.950	Horizontal	Pass
		1732.5	-4.67	3.27	27.61	19.67	92.683	Horizontal	Pass
		1752.5	-4.59	3.30	27.60	19.71	93.541	Horizontal	Pass
10.0MHz Band QPSK	50/0	1715	-4.07	3.15	27.64	20.42	110.154	Horizontal	Pass
		1732.5	-4.17	3.31	27.61	20.13	103.039	Horizontal	Pass
		1750	-3.91	3.33	27.59	20.35	108.393	Horizontal	Pass
10.0MHz Band 16 QAM	50/0	1715	-4.72	3.15	27.64	19.77	94.842	Horizontal	Pass
		1732.5	-4.62	3.31	27.61	19.68	92.897	Horizontal	Pass
		1750	-6.55	3.33	27.59	17.71	59.020	Horizontal	Pass
15.0MHz Band QPSK	75/0	1717.5	-4.25	3.15	27.65	20.25	105.925	Horizontal	Pass
		1732.5	-3.96	3.31	27.61	20.34	108.143	Horizontal	Pass
		1747.5	-3.86	3.33	27.57	20.38	109.144	Horizontal	Pass
15.0MHz Band 16 QAM	75/0	1717.5	-4.87	3.15	27.65	19.63	91.833	Horizontal	Pass
		1732.5	-4.61	3.31	27.61	19.69	93.111	Horizontal	Pass
		1747.5	-4.59	3.33	27.57	19.65	92.257	Horizontal	Pass
20.0MHz Band	100/0	1720	-4.25	3.17	27.66	20.24	105.682	Horizontal	Pass
		1732.5	-4.10	3.32	27.61	20.19	104.472	Horizontal	Pass

QPSK		1745	-3.95	3.36	27.56	20.25	105.925	Horizontal	Pass
20.0MHz Band 16 QAM	100/0	1720	-4.91	3.17	27.66	19.58	90.782	Horizontal	Pass
		1732.5	-4.65	3.32	27.61	19.64	92.045	Horizontal	Pass
		1745	-4.48	3.36	27.56	19.72	93.756	Horizontal	Pass

Note:
SG Level= Signal generator output
Max. EIRP Average (dBm)= Antenna Gain(dB)+ SG Level (dBm)- Cable Loss(dBm)

8.4 LTE BAND 5

Radiated Power (ERP) for Band 5										
Mode	RB/ RB SIZE	Frequency	Result							Conclusion
			SG Level (dBm)	Cable Loss (dBm)	Antenna Gain (dB)	Correction (dB)	Max. EIRP Average (dBm)	Max. EIRP Average (mW)	Polarization Of Max. ERP	
1.4MHz Band QPSK	6/0	824.7	6.63	2.01	19.68	2.15	22.15	164.059	Vertical	Pass
		836.5	6.63	2.01	19.77	2.15	22.24	167.494	Vertical	Pass
		848.3	6.54	2.02	19.82	2.15	22.19	165.577	Vertical	Pass
1.4MHz Band 16 QAM	6/0	824.7	6.05	2.01	19.68	2.15	21.57	143.549	Vertical	Pass
		836.5	5.85	2.01	19.77	2.15	21.46	139.959	Vertical	Pass
		848.3	5.84	2.02	19.82	2.15	21.49	140.929	Vertical	Pass
3.0MHz Band QPSK	15/0	825.5	6.75	2.01	19.70	2.15	22.29	169.434	Vertical	Pass
		836.5	6.65	2.01	19.77	2.15	22.26	168.267	Vertical	Pass
		847.5	6.67	2.02	19.81	2.15	22.31	170.216	Vertical	Pass
3.0MHz Band 16 QAM	15/0	825.5	6.13	2.01	19.70	2.15	21.67	146.893	Vertical	Pass
		836.5	5.98	2.01	19.77	2.15	21.59	144.212	Vertical	Pass
		847.5	5.97	2.02	19.81	2.15	21.61	144.877	Vertical	Pass
5.0MHz Band QPSK	25/0	826.5	6.52	2.01	19.71	2.15	22.07	161.065	Vertical	Pass
		836.5	6.48	2.01	19.77	2.15	22.09	161.808	Vertical	Pass
		846.5	6.44	2.02	19.79	2.15	22.06	160.694	Vertical	Pass
5.0MHz Band 16 QAM	25/0	826.5	6.19	2.01	19.71	2.15	21.74	149.279	Vertical	Pass
		836.5	6.07	2.01	19.77	2.15	21.68	147.231	Vertical	Pass
		846.5	6.11	2.02	19.79	2.15	21.73	148.936	Vertical	Pass
10.0MHz Band QPSK	50/0	829	6.58	2.01	19.73	2.15	22.15	164.059	Vertical	Pass
		836.5	6.48	2.01	19.77	2.15	22.09	161.808	Vertical	Pass
		844	6.52	2.02	19.78	2.15	22.13	163.305	Vertical	Pass
10.0MHz Band 16 QAM	50/0	829	6.28	2.01	19.73	2.15	21.85	153.109	Vertical	Pass
		836.5	6.12	2.01	19.77	2.15	21.73	148.936	Vertical	Pass
		844	6.08	2.02	19.78	2.15	21.69	147.571	Vertical	Pass

Note:
SG Level= Signal generator output
Max. EIRP Average (dBm)= Antenna Gain(dB)+ SG Level (dBm)- Cable Loss(dBm)