Test Plot 1#: GSM 850_Head Left Cheek_Middle

DUT: Mobile Phone; Type: Nitro 4X; Serial: 19040100120

Communication System: Generic GSM; Frequency: 836.6 MHz;Duty Cycle: 1:8
Medium parameters used: f = 836.6 MHz; σ = 0.879 S/m; ε_r = 42.081; ρ = 1000 kg/m^3 ;
Phantom section: Left Section

DASY5 Configuration:

- Probe: EX3DV4 - SN7441; ConvF(10.05, 10.05, 10.05); Calibrated: 2018/12/13;
- Sensor-Surface: 1.4mm (Mechanical Surface Detection)
- Electronics: DAE3 Sn471; Calibrated: 2018/12/3
- Phantom: SAM (30deg probe tilt) with CRP v5.0_20150321; Type: QD000P40CD; Serial: TP:1874
- Measurement SW: DASY52, Version 52.8 (8);

Area Scan (61x91x1): Interpolated grid: dx=1.500 mm, dy=1.500 mm
Maximum value of SAR (interpolated) = 0.152 W/kg

Zoom Scan (5x5x7)/Cube 0: Measurement grid: dx=8mm, dy=8mm, dz=5mm
Reference Value = 3.771 V/m; Power Drift = -0.16 dB
Peak SAR (extrapolated) = 0.155 W/kg
SAR(1 g) = 0.124 W/kg; SAR(10 g) = 0.096 W/kg
Maximum value of SAR (measured) = 0.144 W/kg



0 dB = 0.144 W/kg = -8.42 dBW/kg

Test Plot 2#: GSM 850_Head Left Tilt_Middle

DUT: Mobile Phone; Type: Nitro 4X; Serial: 19040100120

Communication System: Generic GSM; Frequency: 836.6 MHz;Duty Cycle: 1:8
Medium parameters used: f = 836.6 MHz; σ = 0.879 S/m; ε_r = 42.081; ρ = 1000 kg/m^3 ;
Phantom section: Left Section

DASY5 Configuration:

- Probe: EX3DV4 - SN7441; ConvF(10.05, 10.05, 10.05); Calibrated: 2018/12/13;
- Sensor-Surface: 1.4mm (Mechanical Surface Detection)
- Electronics: DAE3 Sn471; Calibrated: 2018/12/3
- Phantom: SAM (30deg probe tilt) with CRP v5.0_20150321; Type: QD000P40CD; Serial: TP:1874
- Measurement SW: DASY52, Version 52.8 (8);

Area Scan (61x91x1): Interpolated grid: dx=1.500 mm, dy=1.500 mm
Maximum value of SAR (interpolated) = 0.0956 W/kg

Zoom Scan (5x5x7)/Cube 0: Measurement grid: dx=8mm, dy=8mm, dz=5mm
Reference Value = 5.498 V/m; Power Drift = 0.19 dB
Peak SAR (extrapolated) = 0.0980 W/kg
SAR(1 g) = 0.081 W/kg; SAR(10 g) = 0.064 W/kg
Maximum value of SAR (measured) = 0.0919 W/kg



0 dB = 0.0919 W/kg = -10.37 dBW/kg

Test Plot 3#: GSM 850_Head Right Cheek_Low

DUT: Mobile Phone; Type: Nitro 4X; Serial: 19040100120

Communication System: Generic GSM; Frequency: 824.2 MHz;Duty Cycle: 1:8
Medium parameters used: f = 824.2 MHz; σ = 0.865 S/m; ε_r = 42.352; ρ = 1000 kg/m^3 ;
Phantom section: Right Section

DASY5 Configuration:

- Probe: EX3DV4 - SN7441; ConvF(10.05, 10.05, 10.05); Calibrated: 2018/12/13;
- Sensor-Surface: 1.4mm (Mechanical Surface Detection)
- Electronics: DAE3 Sn471; Calibrated: 2018/12/3
- Phantom: SAM (30deg probe tilt) with CRP v5.0_20150321; Type: QD000P40CD; Serial: TP:1874
- Measurement SW: DASY52, Version 52.8 (8);

Area Scan (61x91x1): Interpolated grid: dx=1.500 mm, dy=1.500 mm
Maximum value of SAR (interpolated) = 0.175 W/kg

Zoom Scan (6x6x7)/Cube 0: Measurement grid: dx=8mm, dy=8mm, dz=5mm
Reference Value = 3.444 V/m; Power Drift = 0.02 dB
Peak SAR (extrapolated) = 0.187 W/kg
SAR(1 g) = 0.131 W/kg; SAR(10 g) = 0.096 W/kg
Maximum value of SAR (measured) = 0.160 W/kg



0 dB = 0.160 W/kg = -7.96 dBW/kg

Test Plot 4#: GSM 850_Head Right Cheek_Middle

DUT: Mobile Phone; Type: Nitro 4X; Serial: 19040100120

Communication System: Generic GSM; Frequency: 836.6 MHz;Duty Cycle: 1:8
Medium parameters used: f = 836.6 MHz; σ = 0.879 S/m; ε_r = 42.081; ρ = 1000 kg/m^3 ;
Phantom section: Right Section

DASY5 Configuration:

- Probe: EX3DV4 - SN7441; ConvF(10.05, 10.05, 10.05); Calibrated: 2018/12/13;
- Sensor-Surface: 1.4mm (Mechanical Surface Detection)
- Electronics: DAE3 Sn471; Calibrated: 2018/12/3
- Phantom: SAM (30deg probe tilt) with CRP v5.0_20150321; Type: QD000P40CD; Serial: TP:1874
- Measurement SW: DASY52, Version 52.8 (8);

Area Scan (61x91x1): Interpolated grid: dx=1.500 mm, dy=1.500 mm
Maximum value of SAR (interpolated) = 0.194 W/kg

Zoom Scan (6x6x7)/Cube 0: Measurement grid: dx=8mm, dy=8mm, dz=5mm
Reference Value = 4.006 V/m; Power Drift = -0.19 dB
Peak SAR (extrapolated) = 0.213 W/kg
SAR(1 g) = 0.150 W/kg; SAR(10 g) = 0.109 W/kg
Maximum value of SAR (measured) = 0.183 W/kg



0 dB = 0.183 W/kg = -7.38 dBW/kg

Test Plot 5#: GSM 850_Head Right Cheek_High

DUT: Mobile Phone; Type: Nitro 4X; Serial: 19040100120

Communication System: Generic GSM; Frequency: 848.8 MHz;Duty Cycle: 1:8
Medium parameters used: f = 848.8 MHz; σ = 0.896 S/m; ε_r = 41.938; ρ = 1000 kg/m^3 ;
Phantom section: Right Section

DASY5 Configuration:

- Probe: EX3DV4 - SN7441; ConvF(10.05, 10.05, 10.05); Calibrated: 2018/12/13;
- Sensor-Surface: 1.4mm (Mechanical Surface Detection)
- Electronics: DAE3 Sn471; Calibrated: 2018/12/3
- Phantom: SAM (30deg probe tilt) with CRP v5.0_20150321; Type: QD000P40CD; Serial: TP:1874
- Measurement SW: DASY52, Version 52.8 (8);

Area Scan (61x91x1): Interpolated grid: dx=1.500 mm, dy=1.500 mm
Maximum value of SAR (interpolated) = 0.160 W/kg

Zoom Scan (6x6x7)/Cube 0: Measurement grid: dx=8mm, dy=8mm, dz=5mm
Reference Value = 3.146 V/m; Power Drift = 0.04 dB
Peak SAR (extrapolated) = 0.177 W/kg
SAR(1 g) = 0.125 W/kg; SAR(10 g) = 0.091 W/kg
Maximum value of SAR (measured) = 0.152 W/kg



0 dB = 0.152 W/kg = -8.18 dBW/kg

Test Plot 6#: GSM 850_Head Right Tilt_Middle

DUT: Mobile Phone; Type: Nitro 4X; Serial: 19040100120

Communication System: Generic GSM; Frequency: 836.6 MHz;Duty Cycle: 1:8
Medium parameters used: f = 836.6 MHz; σ = 0.879 S/m; ε_r = 42.081; ρ = 1000 kg/m^3 ;
Phantom section: Right Section

DASY5 Configuration:

- Probe: EX3DV4 - SN7441; ConvF(10.05, 10.05, 10.05); Calibrated: 2018/12/13;
- Sensor-Surface: 1.4mm (Mechanical Surface Detection)
- Electronics: DAE3 Sn471; Calibrated: 2018/12/3
- Phantom: SAM (30deg probe tilt) with CRP v5.0_20150321; Type: QD000P40CD; Serial: TP:1874
- Measurement SW: DASY52, Version 52.8 (8);

Area Scan (61x91x1): Interpolated grid: dx=1.500 mm, dy=1.500 mm
Maximum value of SAR (interpolated) = 0.117 W/kg

Zoom Scan (5x5x7)/Cube 0: Measurement grid: dx=8mm, dy=8mm, dz=5mm
Reference Value = 6.154 V/m; Power Drift = 0.05 dB
Peak SAR (extrapolated) = 0.122 W/kg
SAR(1 g) = 0.098 W/kg; SAR(10 g) = 0.076 W/kg
Maximum value of SAR (measured) = 0.114 W/kg



0 dB = 0.114 W/kg = -9.43 dBW/kg

Test Plot 7#: GSM 850_Body Worn Back_Middle

DUT: Mobile Phone; Type: Nitro 4X; Serial: 19040100120

Communication System: Generic GSM; Frequency: 836.6 MHz;Duty Cycle: 1:8
Medium parameters used: f = 836.6 MHz; σ = 0.958 S/m; ε_r = 56.985; ρ = 1000 kg/m^3 ;
Phantom section: Flat Section

DASY5 Configuration:

- Probe: EX3DV4 - SN7441; ConvF(10.19, 10.19, 10.19); Calibrated: 2018/12/13;
- Sensor-Surface: 1.4mm (Mechanical Surface Detection)
- Electronics: DAE3 Sn471; Calibrated: 2018/12/3
- Phantom: SAM (30deg probe tilt) with CRP v5.0_20150321; Type: QD000P40CD; Serial: TP:1874
- Measurement SW: DASY52, Version 52.8 (8);

Area Scan (61x101x1): Interpolated grid: dx=1.500 mm, dy=1.500 mm
Maximum value of SAR (interpolated) = 0.531 W/kg

Zoom Scan (6x7x7)/Cube 0: Measurement grid: dx=8mm, dy=8mm, dz=5mm
Reference Value = 18.46 V/m; Power Drift = -0.02 dB
Peak SAR (extrapolated) = 0.579 W/kg
SAR(1 g) = 0.395 W/kg; SAR(10 g) = 0.278 W/kg
Maximum value of SAR (measured) = 0.497 W/kg

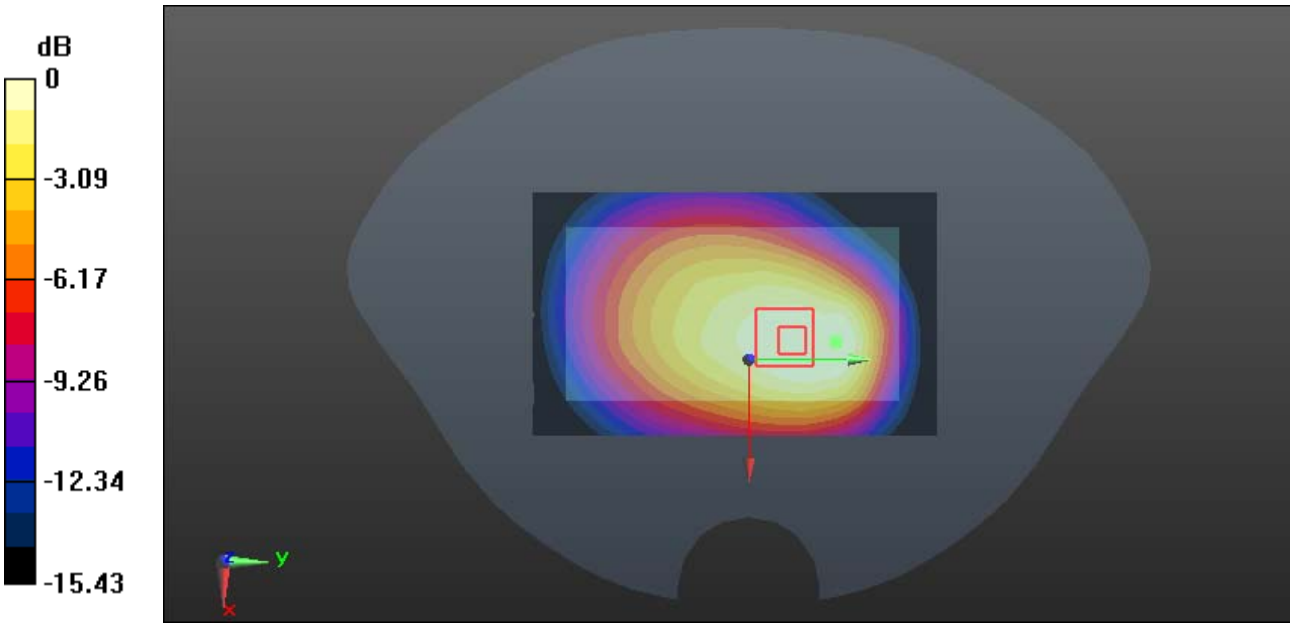

0 dB = 0.497 W/kg = -3.04 dBW/kg

Test Plot 8#: GSM 850_Body Back_Low

DUT: Mobile Phone; Type: Nitro 4X; Serial: 19040100120

Communication System: Generic GPRS-3 slots; Frequency: 824.2 MHz;Duty Cycle: 1:2.66
Medium parameters used: f = 824.2 MHz; σ = 0.945 S/m; ε_r = 57.253; ρ = 1000 kg/m^3 ;
Phantom section: Flat Section

DASY5 Configuration:

- Probe: EX3DV4 - SN7441; ConvF(10.19, 10.19, 10.19); Calibrated: 2018/12/13;
- Sensor-Surface: 1.4mm (Mechanical Surface Detection)
- Electronics: DAE3 Sn471; Calibrated: 2018/12/3
- Phantom: SAM (30deg probe tilt) with CRP v5.0_20150321; Type: QD000P40CD; Serial: TP:1874
- Measurement SW: DASY52, Version 52.8 (8);

Area Scan (61x101x1): Interpolated grid: dx=1.500 mm, dy=1.500 mm
Maximum value of SAR (interpolated) = 0.603 W/kg

Zoom Scan (6x6x7)/Cube 0: Measurement grid: dx=8mm, dy=8mm, dz=5mm
Reference Value = 20.63 V/m; Power Drift = -0.11 dB
Peak SAR (extrapolated) = 0.684 W/kg
SAR(1 g) = 0.463 W/kg; SAR(10 g) = 0.323 W/kg
Maximum value of SAR (measured) = 0.599 W/kg

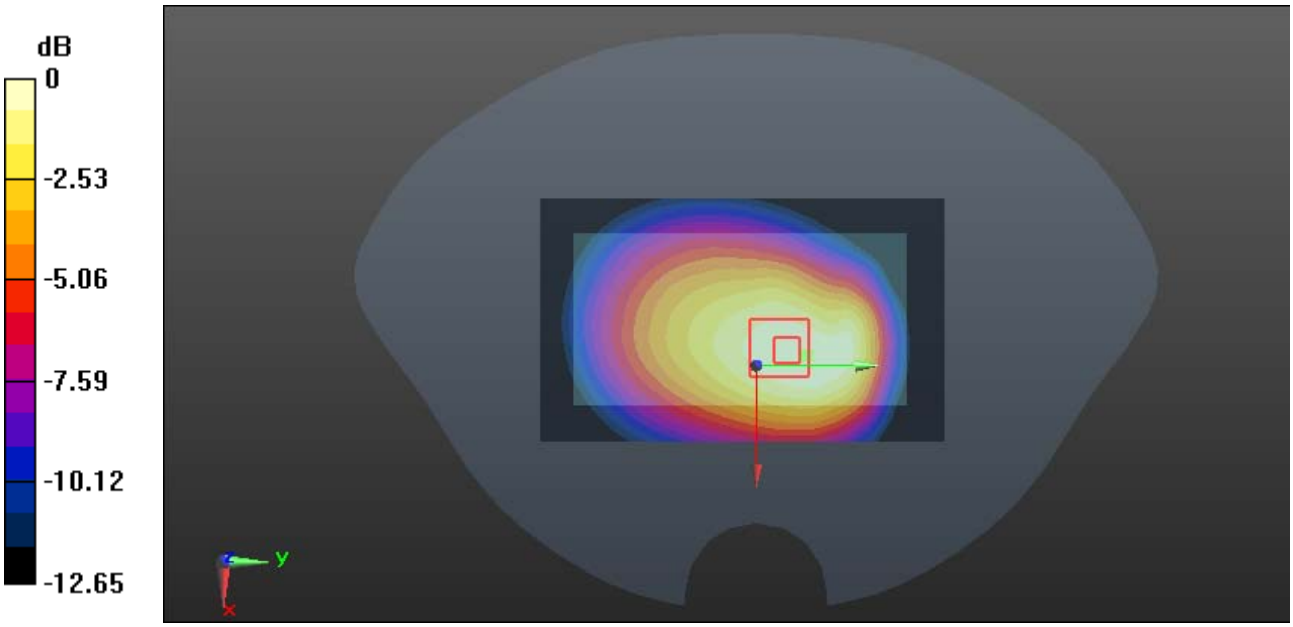

0 dB = 0.599 W/kg = -2.23 dBW/kg

Test Plot 9#: GSM 850_Body Back_Middle

DUT: Mobile Phone; Type: Nitro 4X; Serial: 19040100120

Communication System: Generic GPRS-3 slots; Frequency: 836.6 MHz;Duty Cycle: 1:2.66
Medium parameters used: f = 836.6 MHz; σ = 0.958 S/m; ε_r = 56.985; ρ = 1000 kg/m^3 ;
Phantom section: Flat Section

DASY5 Configuration:

- Probe: EX3DV4 - SN7441; ConvF(10.19, 10.19, 10.19); Calibrated: 2018/12/13;
- Sensor-Surface: 1.4mm (Mechanical Surface Detection)
- Electronics: DAE3 Sn471; Calibrated: 2018/12/3
- Phantom: SAM (30deg probe tilt) with CRP v5.0_20150321; Type: QD000P40CD; Serial: TP:1874
- Measurement SW: DASY52, Version 52.8 (8);

Area Scan (61x101x1): Interpolated grid: dx=1.500 mm, dy=1.500 mm
Maximum value of SAR (interpolated) = 0.569 W/kg

Zoom Scan (6x6x7)/Cube 0: Measurement grid: dx=8mm, dy=8mm, dz=5mm
Reference Value = 20.04 V/m; Power Drift = -0.12 dB
Peak SAR (extrapolated) = 0.647 W/kg
SAR(1 g) = 0.441 W/kg; SAR(10 g) = 0.308 W/kg
Maximum value of SAR (measured) = 0.561 W/kg

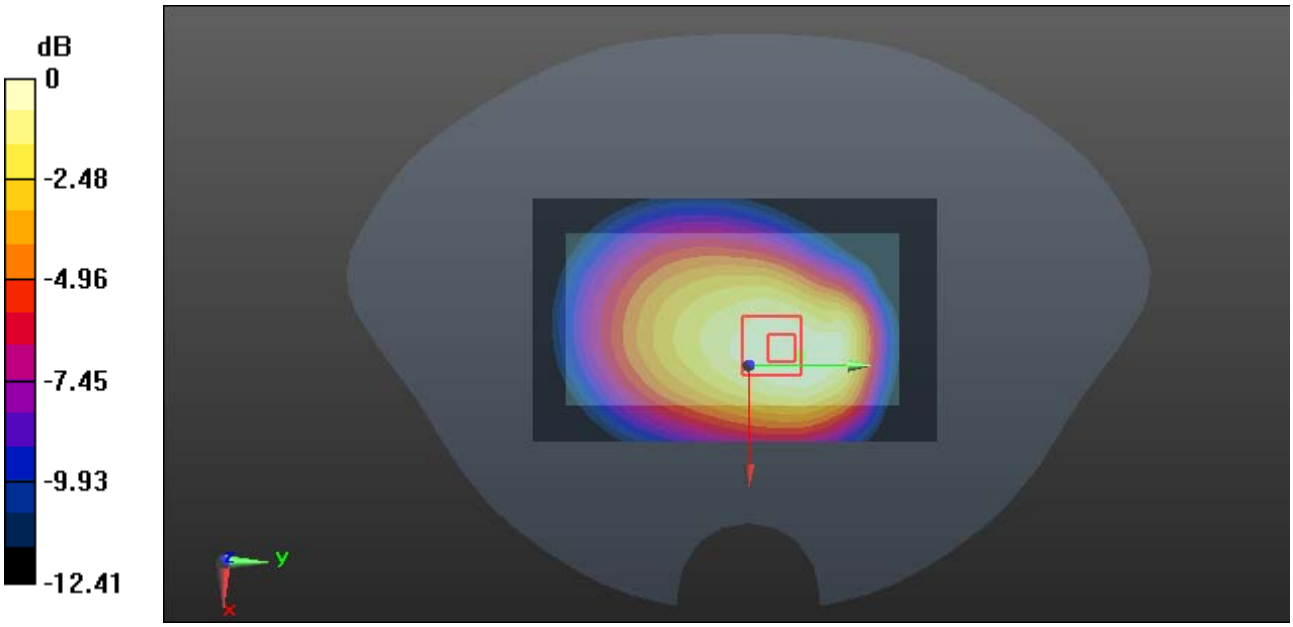

0 dB = 0.561 W/kg = -2.51 dBW/kg

Test Plot 10#: GSM 850_Body Back_High

DUT: Mobile Phone; Type: Nitro 4X; Serial: 19040100120

Communication System: Generic GPRS-3 slots; Frequency: 848.8 MHz;Duty Cycle: 1:2.66
Medium parameters used: f = 848.8 MHz; σ = 0.968 S/m; ε_r = 56.805; ρ = 1000 kg/m^3 ;
Phantom section: Flat Section

DASY5 Configuration:

- Probe: EX3DV4 - SN7441; ConvF(10.19, 10.19, 10.19); Calibrated: 2018/12/13;
- Sensor-Surface: 1.4mm (Mechanical Surface Detection)
- Electronics: DAE3 Sn471; Calibrated: 2018/12/3
- Phantom: SAM (30deg probe tilt) with CRP v5.0_20150321; Type: QD000P40CD; Serial: TP:1874
- Measurement SW: DASY52, Version 52.8 (8);

Area Scan (61x101x1): Interpolated grid: dx=1.500 mm, dy=1.500 mm
Maximum value of SAR (interpolated) = 0.404 W/kg

Zoom Scan (6x6x7)/Cube 0: Measurement grid: dx=8mm, dy=8mm, dz=5mm
Reference Value = 16.70 V/m; Power Drift = -0.01 dB
Peak SAR (extrapolated) = 0.455 W/kg
SAR(1 g) = 0.311 W/kg; SAR(10 g) = 0.218 W/kg
Maximum value of SAR (measured) = 0.398 W/kg

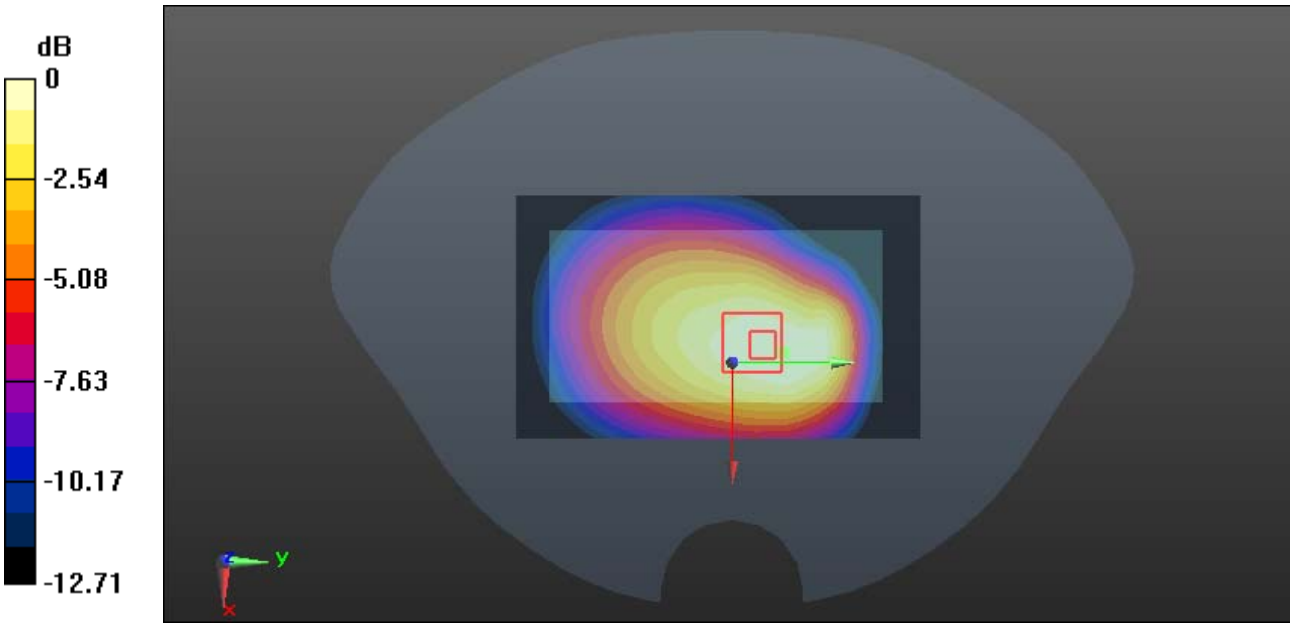

0 dB = 0.398 W/kg = -4.00 dBW/kg

Test Plot 11#: GSM 850_Body Left_Middle

DUT: Mobile Phone; Type: Nitro 4X; Serial: 19040100120

Communication System: Generic GPRS-3 slots; Frequency: 836.6 MHz;Duty Cycle: 1:2.66
Medium parameters used: f = 836.6 MHz; σ = 0.958 S/m; ε_r = 56.985; ρ = 1000 kg/m^3 ;
Phantom section: Flat Section

DASY5 Configuration:

- Probe: EX3DV4 - SN7441; ConvF(10.19, 10.19, 10.19); Calibrated: 2018/12/13;
- Sensor-Surface: 1.4mm (Mechanical Surface Detection)
- Electronics: DAE3 Sn471; Calibrated: 2018/12/3
- Phantom: SAM (30deg probe tilt) with CRP v5.0_20150321; Type: QD000P40CD; Serial: TP:1874
- Measurement SW: DASY52, Version 52.8 (8);

Area Scan (41x101x1): Interpolated grid: dx=1.500 mm, dy=1.500 mm
Maximum value of SAR (interpolated) = 0.103 W/kg

Zoom Scan (5x5x7)/Cube 0: Measurement grid: dx=8mm, dy=8mm, dz=5mm
Reference Value = 9.152 V/m; Power Drift = 0.17 dB
Peak SAR (extrapolated) = 0.119 W/kg
SAR(1 g) = 0.080 W/kg; SAR(10 g) = 0.057 W/kg
Maximum value of SAR (measured) = 0.103 W/kg

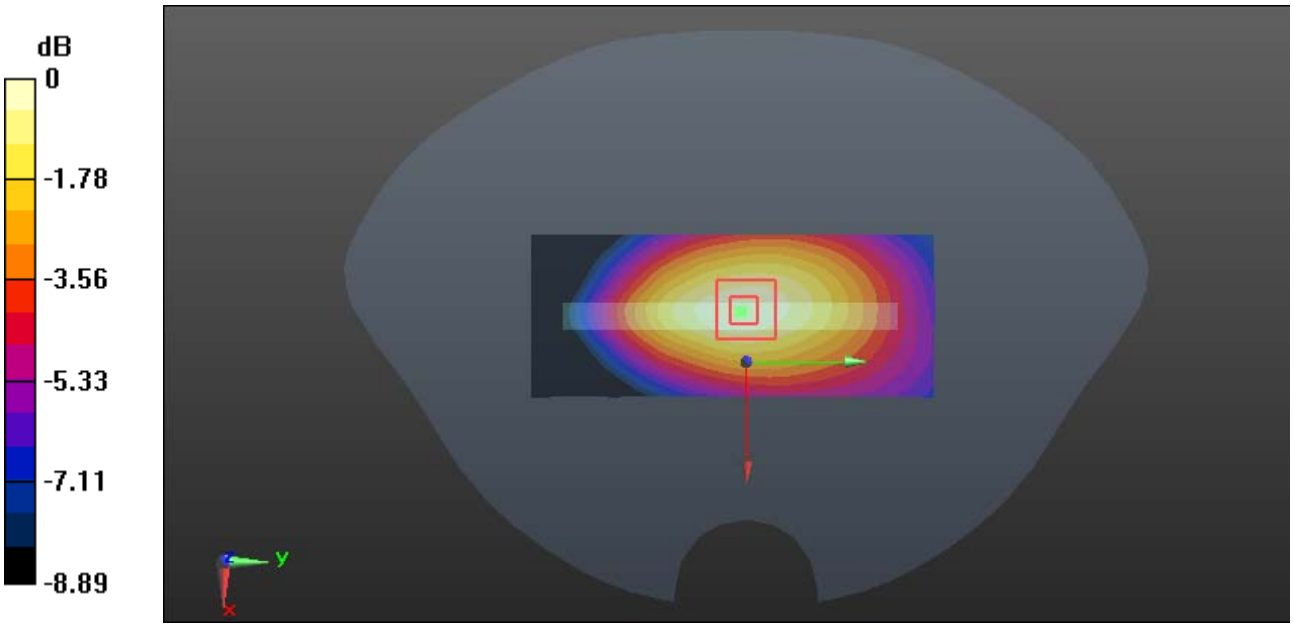

0 dB = 0.103 W/kg = -9.87 dBW/kg

Test Plot 12#: GSM 850_Body Right_Middle

DUT: Mobile Phone; Type: Nitro 4X; Serial: 19040100120

Communication System: Generic GPRS-3 slots; Frequency: 836.6 MHz;Duty Cycle: 1:2.66
Medium parameters used: f = 836.6 MHz; σ = 0.958 S/m; ε_r = 56.985; ρ = 1000 kg/m^3 ;
Phantom section: Flat Section

DASY5 Configuration:

- Probe: EX3DV4 - SN7441; ConvF(10.19, 10.19, 10.19); Calibrated: 2018/12/13;
- Sensor-Surface: 1.4mm (Mechanical Surface Detection)
- Electronics: DAE3 Sn471; Calibrated: 2018/12/3
- Phantom: SAM (30deg probe tilt) with CRP v5.0_20150321; Type: QD000P40CD; Serial: TP:1874
- Measurement SW: DASY52, Version 52.8 (8);

Area Scan (41x101x1): Interpolated grid: dx=1.500 mm, dy=1.500 mm
Maximum value of SAR (interpolated) = 0.124 W/kg

Zoom Scan (5x5x7)/Cube 0: Measurement grid: dx=8mm, dy=8mm, dz=5mm
Reference Value = 10.28 V/m; Power Drift = -0.05 dB
Peak SAR (extrapolated) = 0.142 W/kg
SAR(1 g) = 0.096 W/kg; SAR(10 g) = 0.067 W/kg
Maximum value of SAR (measured) = 0.126 W/kg

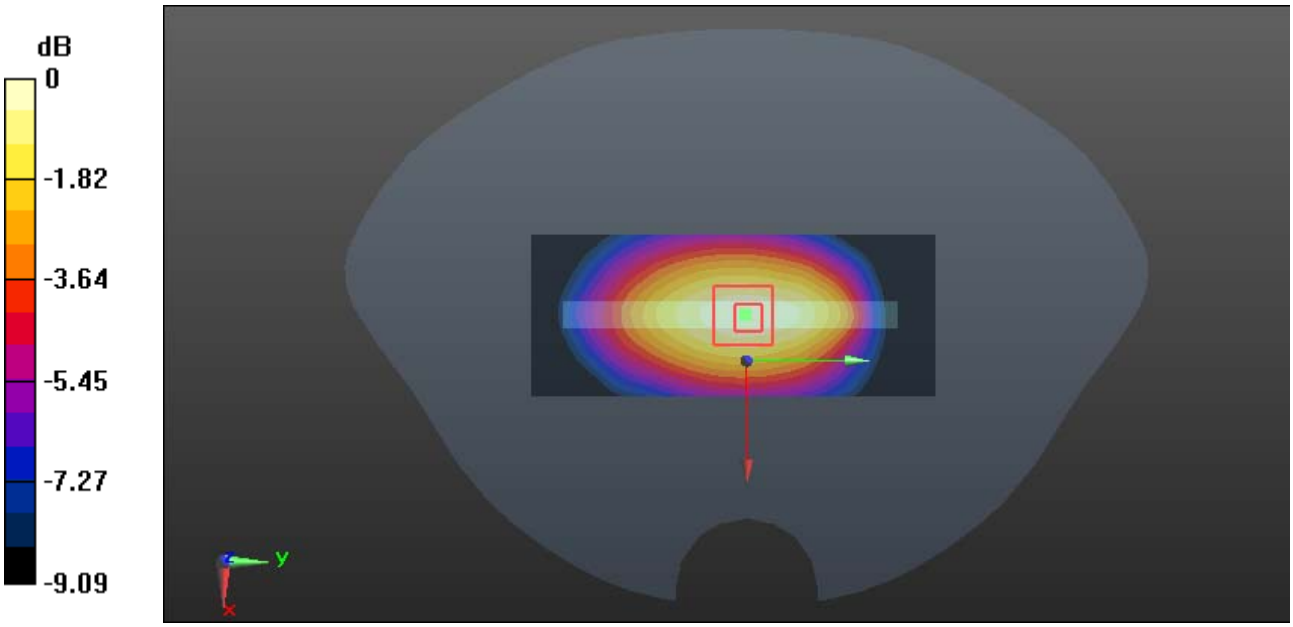

0 dB = 0.126 W/kg = -9.00 dBW/kg

Test Plot 13#: GSM 850_Body Bottom_Middle

DUT: Mobile Phone; Type: Nitro 4X; Serial: 19040100120

Communication System: Generic GPRS-3 slots; Frequency: 836.6 MHz;Duty Cycle: 1:2.66
Medium parameters used: f = 836.6 MHz; σ = 0.958 S/m; ε_r = 56.985; ρ = 1000 kg/m^3 ;
Phantom section: Flat Section

DASY5 Configuration:

- Probe: EX3DV4 - SN7441; ConvF(10.19, 10.19, 10.19); Calibrated: 2018/12/13;
- Sensor-Surface: 1.4mm (Mechanical Surface Detection)
- Electronics: DAE3 Sn471; Calibrated: 2018/12/3
- Phantom: SAM (30deg probe tilt) with CRP v5.0_20150321; Type: QD000P40CD; Serial: TP:1874
- Measurement SW: DASY52, Version 52.8 (8);

Area Scan (41x61x1): Interpolated grid: dx=1.500 mm, dy=1.500 mm
Maximum value of SAR (interpolated) = 0.0344 W/kg

Zoom Scan (6x6x7)/Cube 0: Measurement grid: dx=8mm, dy=8mm, dz=5mm
Reference Value = 4.588 V/m; Power Drift = 0.13 dB
Peak SAR (extrapolated) = 0.0510 W/kg
SAR(1 g) = 0.024 W/kg; SAR(10 g) = 0.015 W/kg
Maximum value of SAR (measured) = 0.0368 W/kg

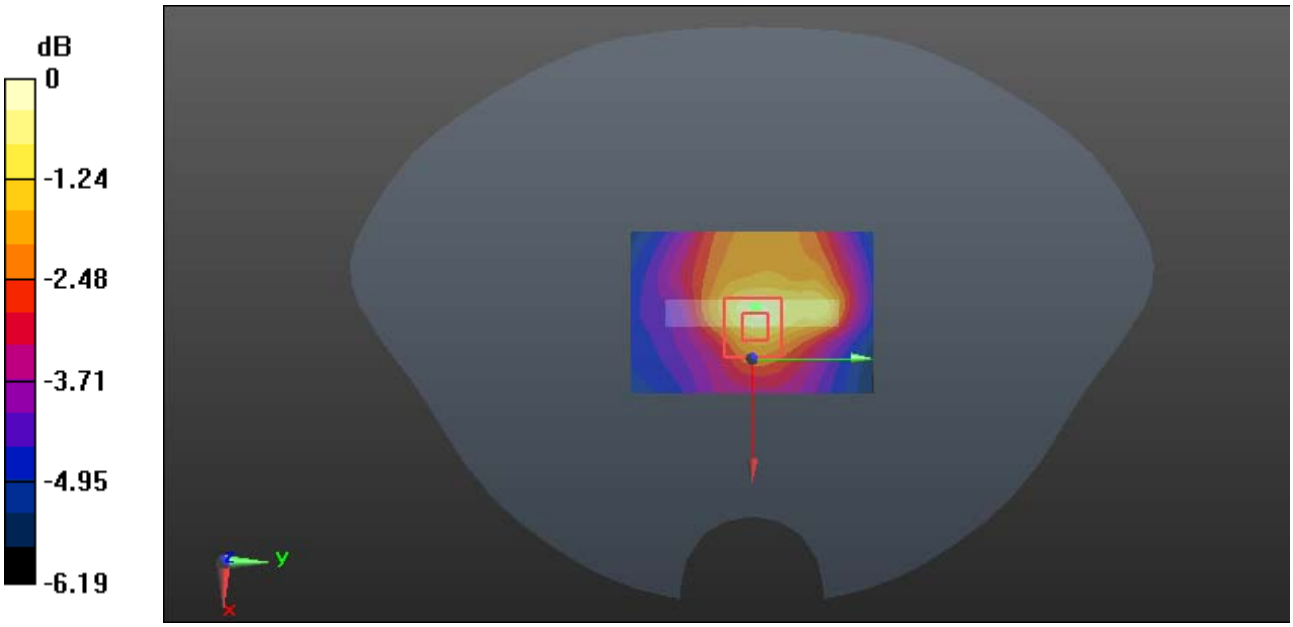

0 dB = 0.0368 W/kg = -14.34 dBW/kg

Test Plot 14#: PCS 1900_Head Left Cheek_Middle

DUT: Mobile Phone; Type: Nitro 4X; Serial: 19040100120

Communication System: Generic GSM; Frequency: 1880 MHz;Duty Cycle: 1:8
Medium parameters used: f = 1880 MHz; σ = 1.366 S/m; ε_r = 40.424; ρ = 1000 kg/m^3 ;
Phantom section: Left Section

DASY5 Configuration:

- Probe: EX3DV4 - SN7441; ConvF(7.97, 7.97, 7.97); Calibrated: 2018/12/13;
- Sensor-Surface: 1.4mm (Mechanical Surface Detection)
- Electronics: DAE3 Sn471; Calibrated: 2018/12/3
- Phantom: SAM (30deg probe tilt) with CRP v5.0_20150321; Type: QD000P40CD; Serial: TP:1874
- Measurement SW: DASY52, Version 52.8 (8);

Area Scan (61x101x1): Interpolated grid: dx=1.500 mm, dy=1.500 mm
Maximum value of SAR (interpolated) = 0.808 W/kg

Zoom Scan (5x5x7)/Cube 0: Measurement grid: dx=8mm, dy=8mm, dz=5mm
Reference Value = 8.701 V/m; Power Drift = -0.01 dB
Peak SAR (extrapolated) = 0.859 W/kg
SAR(1 g) = 0.590 W/kg; SAR(10 g) = 0.391 W/kg
Maximum value of SAR (measured) = 0.765 W/kg



0 dB = 0.765 W/kg = -1.16 dBW/kg

Test Plot 15#: PCS 1900_Head Left Tilt_Middle

DUT: Mobile Phone; Type: Nitro 4X; Serial: 19040100120

Communication System: Generic GSM; Frequency: 1880 MHz;Duty Cycle: 1:8
Medium parameters used: f = 1880 MHz; σ = 1.366 S/m; ε_r = 40.424; ρ = 1000 kg/m^3 ;
Phantom section: Left Section

DASY5 Configuration:

- Probe: EX3DV4 - SN7441; ConvF(7.97, 7.97, 7.97); Calibrated: 2018/12/13;
- Sensor-Surface: 1.4mm (Mechanical Surface Detection)
- Electronics: DAE3 Sn471; Calibrated: 2018/12/3
- Phantom: SAM (30deg probe tilt) with CRP v5.0_20150321; Type: QD000P40CD; Serial: TP:1874
- Measurement SW: DASY52, Version 52.8 (8);

Area Scan (61x101x1): Interpolated grid: dx=1.500 mm, dy=1.500 mm
Maximum value of SAR (interpolated) = 0.307 W/kg

Zoom Scan (5x5x7)/Cube 0: Measurement grid: dx=8mm, dy=8mm, dz=5mm
Reference Value = 10.86 V/m; Power Drift = -0.18 dB
Peak SAR (extrapolated) = 0.324 W/kg
SAR(1 g) = 0.201 W/kg; SAR(10 g) = 0.122 W/kg
Maximum value of SAR (measured) = 0.283 W/kg



0 dB = 0.283 W/kg = -5.48 dBW/kg

Test Plot 16#: PCS 1900_Head Right Cheek_Low

DUT: Mobile Phone; Type: Nitro 4X; Serial: 19040100120

Communication System: Generic GSM; Frequency: 1850.2 MHz;Duty Cycle: 1:8
Medium parameters used: f = 1850.2 MHz; σ = 1.339 S/m; ε_r = 40.712; ρ = 1000 kg/m^3 ;
Phantom section: Right Section

DASY5 Configuration:

- Probe: EX3DV4 - SN7441; ConvF(7.97, 7.97, 7.97); Calibrated: 2018/12/13;
- Sensor-Surface: 1.4mm (Mechanical Surface Detection)
- Electronics: DAE3 Sn471; Calibrated: 2018/12/3
- Phantom: SAM (30deg probe tilt) with CRP v5.0_20150321; Type: QD000P40CD; Serial: TP:1874
- Measurement SW: DASY52, Version 52.8 (8);

Area Scan (61x101x1): Interpolated grid: dx=1.500 mm, dy=1.500 mm
Maximum value of SAR (interpolated) = 0.803 W/kg

Zoom Scan (5x5x7)/Cube 0: Measurement grid: dx=8mm, dy=8mm, dz=5mm
Reference Value = 6.021 V/m; Power Drift = 0.12 dB
Peak SAR (extrapolated) = 0.984 W/kg
SAR(1 g) = 0.610 W/kg; SAR(10 g) = 0.372 W/kg
Maximum value of SAR (measured) = 0.828 W/kg

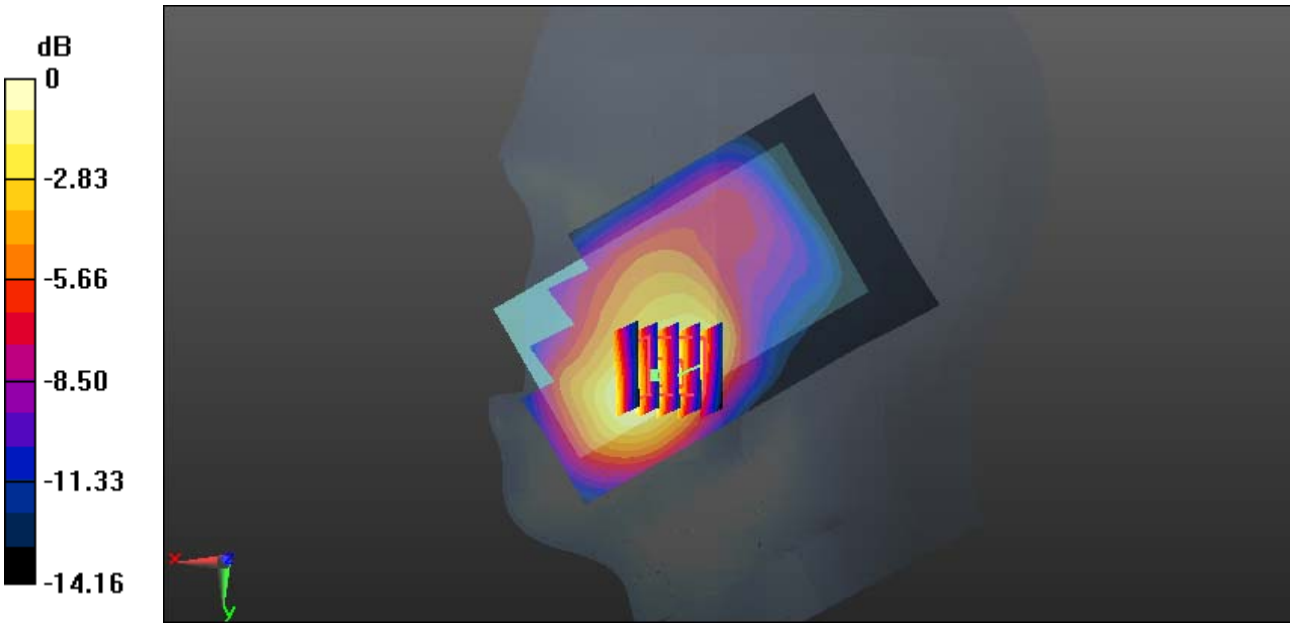

0 dB = 0.828 W/kg = -0.82 dBW/kg

Test Plot 17#: PCS 1900_Head Right Cheek_Middle

DUT: Mobile Phone; Type: Nitro 4X; Serial: 19040100120

Communication System: Generic GSM; Frequency: 1880 MHz;Duty Cycle: 1:8
Medium parameters used: f = 1880 MHz; σ = 1.366 S/m; ε_r = 40.424; ρ = 1000 kg/m^3 ;
Phantom section: Right Section

DASY5 Configuration:

- Probe: EX3DV4 - SN7441; ConvF(7.97, 7.97, 7.97); Calibrated: 2018/12/13;
- Sensor-Surface: 1.4mm (Mechanical Surface Detection)
- Electronics: DAE3 Sn471; Calibrated: 2018/12/3
- Phantom: SAM (30deg probe tilt) with CRP v5.0_20150321; Type: QD000P40CD; Serial: TP:1874
- Measurement SW: DASY52, Version 52.8 (8);

Area Scan (71x121x1): Interpolated grid: dx=1.200 mm, dy=1.200 mm
Maximum value of SAR (interpolated) = 0.903 W/kg

Zoom Scan (5x5x7)/Cube 0: Measurement grid: dx=8mm, dy=8mm, dz=5mm
Reference Value = 6.435 V/m; Power Drift = -0.02 dB
Peak SAR (extrapolated) = 1.03 W/kg
SAR(1 g) = 0.640 W/kg; SAR(10 g) = 0.388 W/kg
Maximum value of SAR (measured) = 0.888 W/kg



0 dB = 0.888 W/kg = -0.52 dBW/kg

Test Plot 18#: PCS 1900_Head Right Cheek_High

DUT: Mobile Phone; Type: Nitro 4X; Serial: 19040100120

Communication System: Generic GSM; Frequency: 1909.8 MHz;Duty Cycle: 1:8
Medium parameters used: f = 1909.8 MHz; σ = 1.397 S/m; ε_r = 40.302; ρ = 1000 kg/m^3 ;
Phantom section: Right Section

DASY5 Configuration:

- Probe: EX3DV4 - SN7441; ConvF(7.97, 7.97, 7.97); Calibrated: 2018/12/13;
- Sensor-Surface: 1.4mm (Mechanical Surface Detection)
- Electronics: DAE3 Sn471; Calibrated: 2018/12/3
- Phantom: SAM (30deg probe tilt) with CRP v5.0_20150321; Type: QD000P40CD; Serial: TP:1874
- Measurement SW: DASY52, Version 52.8 (8);

Area Scan (61x101x1): Interpolated grid: dx=1.500 mm, dy=1.500 mm
Maximum value of SAR (interpolated) = 0.839 W/kg

Zoom Scan (5x5x7)/Cube 0: Measurement grid: dx=8mm, dy=8mm, dz=5mm
Reference Value = 6.451 V/m; Power Drift = 0.01 dB
Peak SAR (extrapolated) = 1.01 W/kg
SAR(1 g) = 0.623 W/kg; SAR(10 g) = 0.374 W/kg
Maximum value of SAR (measured) = 0.855 W/kg



0 dB = 0.855 W/kg = -0.68 dBW/kg

Test Plot 19#: PCS 1900_Head Right Tilt_Middle

DUT: Mobile Phone; Type: Nitro 4X; Serial: 19040100120

Communication System: Generic GSM; Frequency: 1880 MHz;Duty Cycle: 1:8
Medium parameters used: f = 1880 MHz; σ = 1.366 S/m; ε_r = 40.424; ρ = 1000 kg/m^3 ;
Phantom section: Right Section

DASY5 Configuration:

- Probe: EX3DV4 - SN7441; ConvF(7.97, 7.97, 7.97); Calibrated: 2018/12/13;
- Sensor-Surface: 1.4mm (Mechanical Surface Detection)
- Electronics: DAE3 Sn471; Calibrated: 2018/12/3
- Phantom: SAM (30deg probe tilt) with CRP v5.0_20150321; Type: QD000P40CD; Serial: TP:1874
- Measurement SW: DASY52, Version 52.8 (8);

Area Scan (61x101x1): Interpolated grid: dx=1.500 mm, dy=1.500 mm
Maximum value of SAR (interpolated) = 0.354 W/kg

Zoom Scan (5x5x7)/Cube 0: Measurement grid: dx=8mm, dy=8mm, dz=5mm
Reference Value = 10.73 V/m; Power Drift = 0.11 dB
Peak SAR (extrapolated) = 0.332 W/kg
SAR(1 g) = 0.216 W/kg; SAR(10 g) = 0.133 W/kg
Maximum value of SAR (measured) = 0.291 W/kg

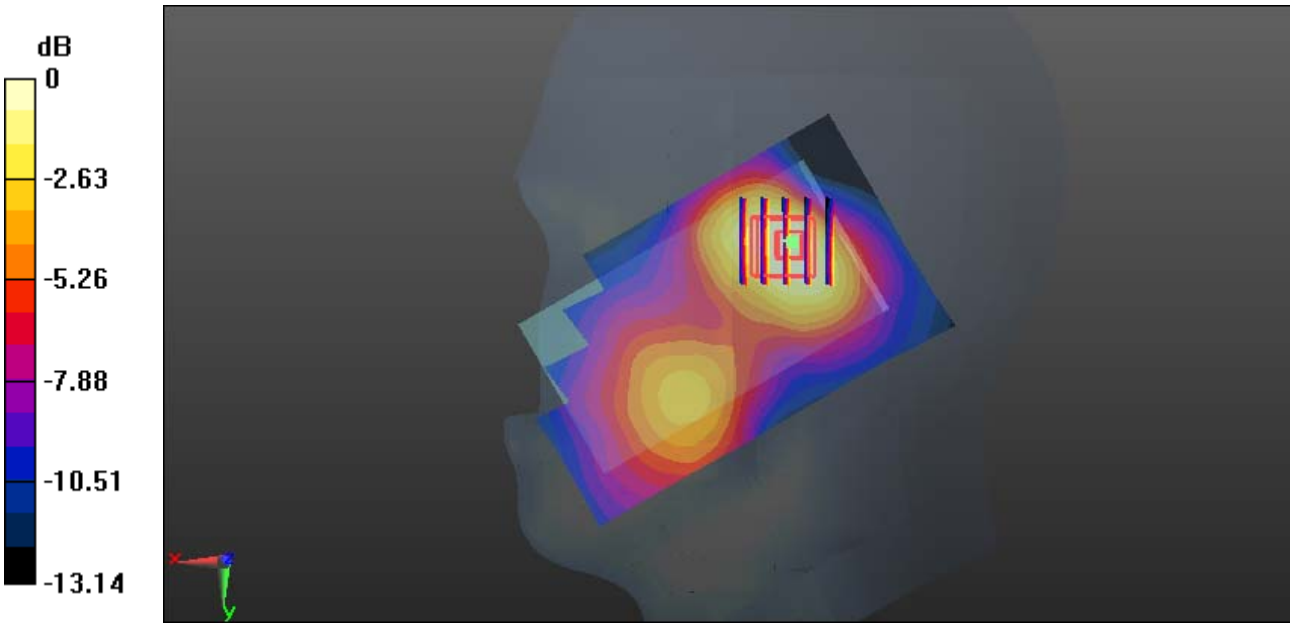

0 dB = 0.291 W/kg = -5.36 dBW/kg

Test Plot 20#: PCS 1900_Body Worn Back_Middle

DUT: Mobile Phone; Type: Nitro 4X; Serial: 19040100120

Communication System: Generic GSM; Frequency: 1880 MHz;Duty Cycle: 1:8
Medium parameters used: f = 1880 MHz; σ = 1.485 S/m; ε_r = 54.179; ρ = 1000 kg/m^3 ;
Phantom section: Flat Section

DASY5 Configuration:

- Probe: EX3DV4 - SN7441; ConvF(7.7, 7.7, 7.7); Calibrated: 2018/12/13;
- Sensor-Surface: 1.4mm (Mechanical Surface Detection)
- Electronics: DAE3 Sn471; Calibrated: 2018/12/3
- Phantom: SAM (30deg probe tilt) with CRP v5.0_20150321; Type: QD000P40CD; Serial: TP:1874
- Measurement SW: DASY52, Version 52.8 (8);

Area Scan (61x101x1): Interpolated grid: dx=1.500 mm, dy=1.500 mm
Maximum value of SAR (interpolated) = 1.19 W/kg

Zoom Scan (5x5x7)/Cube 0: Measurement grid: dx=8mm, dy=8mm, dz=5mm
Reference Value = 8.108 V/m; Power Drift = 0.10 dB
Peak SAR (extrapolated) = 1.27 W/kg
SAR(1 g) = 0.686 W/kg; SAR(10 g) = 0.386 W/kg
Maximum value of SAR (measured) = 0.998 W/kg

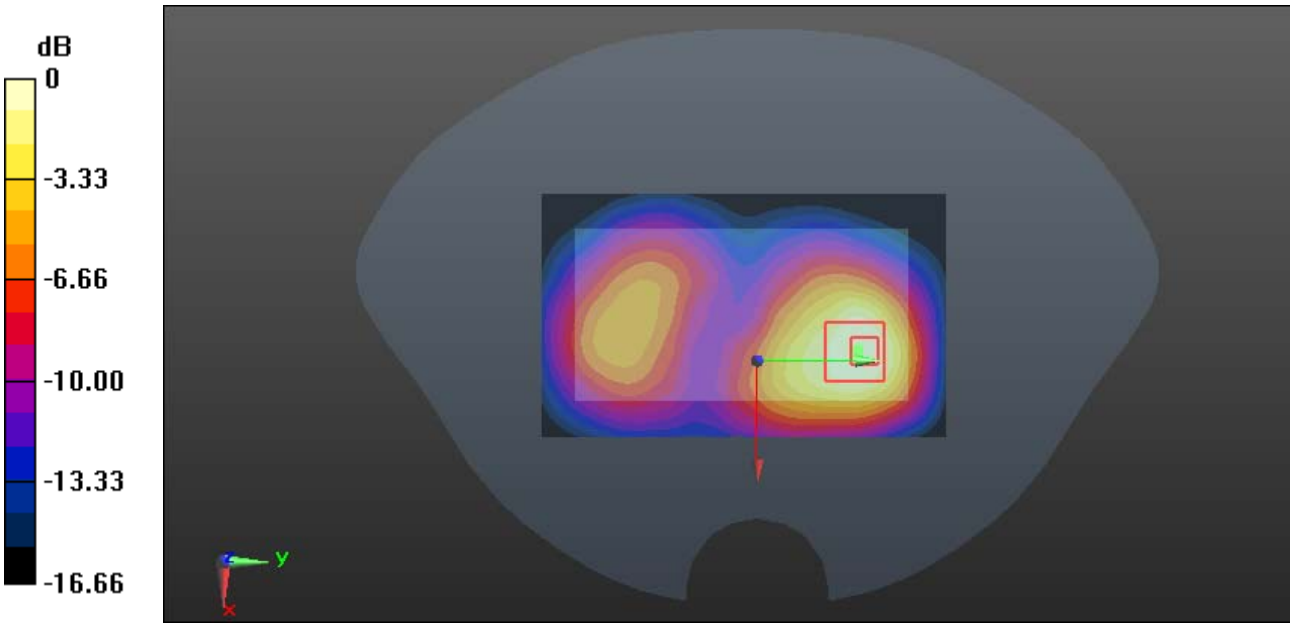

0 dB = 0.998 W/kg = -0.01 dBW/kg

Test Plot 21#: PCS 1900_Body Back_Low

DUT: Mobile Phone; Type: Nitro 4X; Serial: 19040100120

Communication System: Generic GPRS-4 slots; Frequency: 1850.2 MHz;Duty Cycle: 1:2
Medium parameters used: f = 1850.2 MHz; σ = 1.464 S/m; ε_r = 54.606; ρ = 1000 kg/m^3 ;
Phantom section: Flat Section

DASY5 Configuration:

- Probe: EX3DV4 - SN7441; ConvF(7.7, 7.7, 7.7); Calibrated: 2018/12/13;
- Sensor-Surface: 1.4mm (Mechanical Surface Detection)
- Electronics: DAE3 Sn471; Calibrated: 2018/12/3
- Phantom: SAM (30deg probe tilt) with CRP v5.0_20150321; Type: QD000P40CD; Serial: TP:1874
- Measurement SW: DASY52, Version 52.8 (8);

Area Scan (61x101x1): Interpolated grid: dx=1.500 mm, dy=1.500 mm
Maximum value of SAR (interpolated) = 1.67 W/kg

Zoom Scan (5x5x7)/Cube 0: Measurement grid: dx=8mm, dy=8mm, dz=5mm
Reference Value = 9.464 V/m; Power Drift = -0.06 dB
Peak SAR (extrapolated) = 2.13 W/kg
SAR(1 g) = 1.15 W/kg; SAR(10 g) = 0.622 W/kg
Maximum value of SAR (measured) = 1.75 W/kg

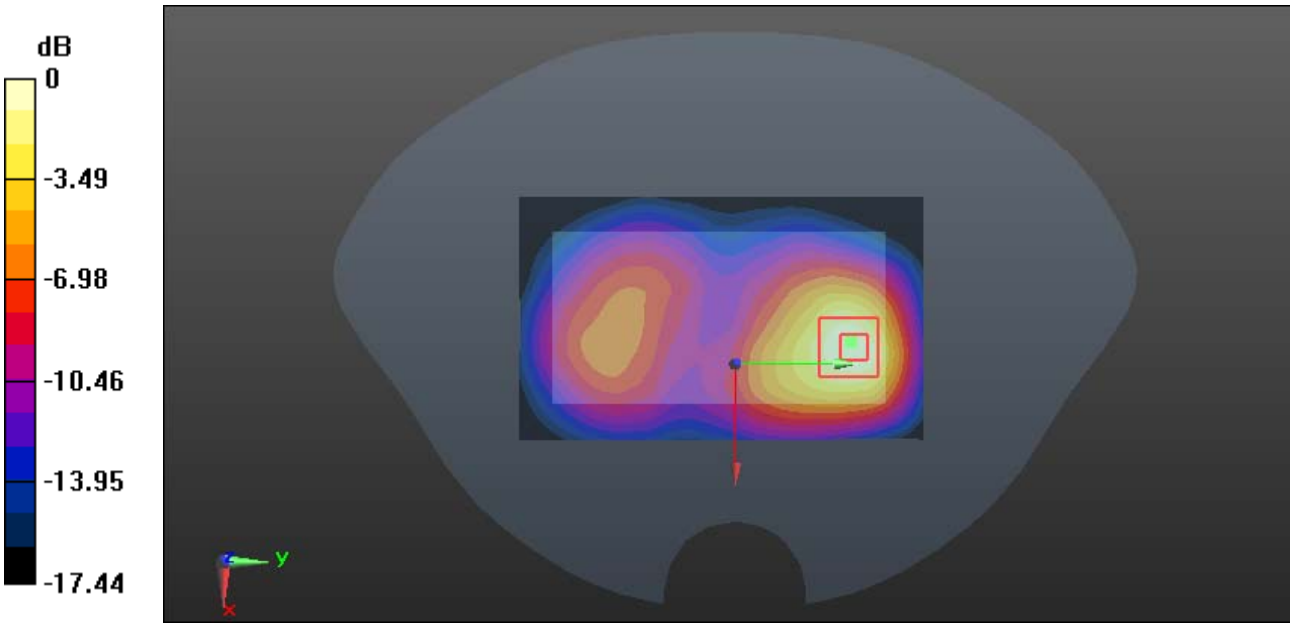

0 dB = 1.75 W/kg = 2.43 dBW/kg

Test Plot 22#: PCS 1900_Body Back_Middle

DUT: Mobile Phone; Type: Nitro 4X; Serial: 19040100120

Communication System: Generic GPRS-4 slots; Frequency: 1880 MHz;Duty Cycle: 1:2
Medium parameters used: f = 1880 MHz; σ = 1.485 S/m; ε_r = 54.179; ρ = 1000 kg/m^3 ;
Phantom section: Flat Section

DASY5 Configuration:

- Probe: EX3DV4 - SN7441; ConvF(7.7, 7.7, 7.7); Calibrated: 2018/12/13;
- Sensor-Surface: 1.4mm (Mechanical Surface Detection)
- Electronics: DAE3 Sn471; Calibrated: 2018/12/3
- Phantom: SAM (30deg probe tilt) with CRP v5.0_20150321; Type: QD000P40CD; Serial: TP:1874
- Measurement SW: DASY52, Version 52.8 (8);

Area Scan (61x101x1): Interpolated grid: dx=1.500 mm, dy=1.500 mm
Maximum value of SAR (interpolated) = 2.10 W/kg

Zoom Scan (5x5x7)/Cube 0: Measurement grid: dx=8mm, dy=8mm, dz=5mm
Reference Value = 11.35 V/m; Power Drift = -0.14 dB
Peak SAR (extrapolated) = 2.40 W/kg
SAR(1 g) = 1.27 W/kg; SAR(10 g) = 0.714 W/kg
Maximum value of SAR (measured) = 1.89 W/kg

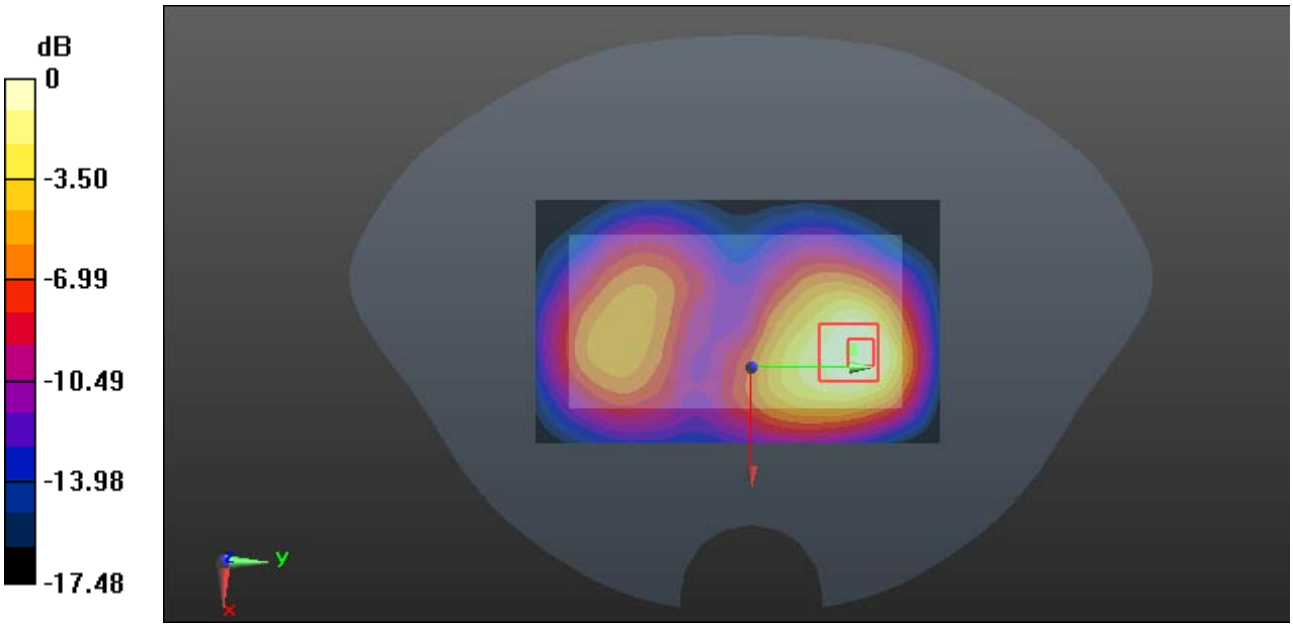

0 dB = 1.89 W/kg = 2.76 dBW/kg

Test Plot 23#: PCS 1900_Body Back_High

DUT: Mobile Phone; Type: Nitro 4X; Serial: 19040100120

Communication System: Generic GPRS-4 slots; Frequency: 1909.8 MHz;Duty Cycle: 1:2
Medium parameters used: f = 1909.8 MHz; σ = 1.523 S/m; ε_r = 54.03; ρ = 1000 kg/m^3 ;
Phantom section: Flat Section

DASY5 Configuration:

- Probe: EX3DV4 - SN7441; ConvF(7.7, 7.7, 7.7); Calibrated: 2018/12/13;
- Sensor-Surface: 1.4mm (Mechanical Surface Detection)
- Electronics: DAE3 Sn471; Calibrated: 2018/12/3
- Phantom: SAM (30deg probe tilt) with CRP v5.0_20150321; Type: QD000P40CD; Serial: TP:1874
- Measurement SW: DASY52, Version 52.8 (8);

Area Scan (61x101x1): Interpolated grid: dx=1.500 mm, dy=1.500 mm
Maximum value of SAR (interpolated) = 2.01 W/kg

Zoom Scan (5x5x7)/Cube 0: Measurement grid: dx=8mm, dy=8mm, dz=5mm
Reference Value = 13.57 V/m; Power Drift = -0.01 dB
Peak SAR (extrapolated) = 2.32 W/kg
SAR(1 g) = 1.29 W/kg; SAR(10 g) = 0.791 W/kg
Maximum value of SAR (measured) = 1.89 W/kg

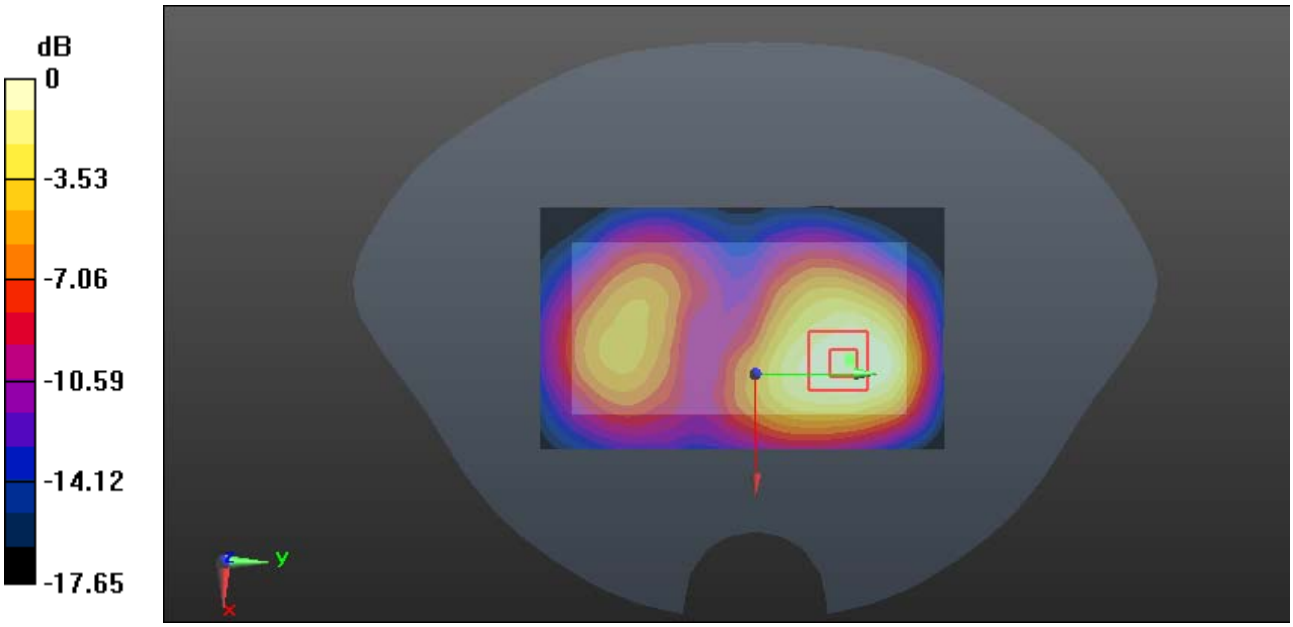

0 dB = 1.89 W/kg = 2.76 dBW/kg

Test Plot 24#: PCS 1900_Body Left_Middle

DUT: Mobile Phone; Type: Nitro 4X; Serial: 19040100120

Communication System: Generic GPRS-4 slots; Frequency: 1880 MHz;Duty Cycle: 1:2
Medium parameters used: f = 1880 MHz; σ = 1.485 S/m; ε_r = 54.179; ρ = 1000 kg/m^3 ;
Phantom section: Flat Section

DASY5 Configuration:

- Probe: EX3DV4 - SN7441; ConvF(7.7, 7.7, 7.7); Calibrated: 2018/12/13;
- Sensor-Surface: 1.4mm (Mechanical Surface Detection)
- Electronics: DAE3 Sn471; Calibrated: 2018/12/3
- Phantom: SAM (30deg probe tilt) with CRP v5.0_20150321; Type: QD000P40CD; Serial: TP:1874
- Measurement SW: DASY52, Version 52.8 (8);

Area Scan (41x101x1): Interpolated grid: dx=1.500 mm, dy=1.500 mm
Maximum value of SAR (interpolated) = 0.175 W/kg

Zoom Scan (5x5x7)/Cube 0: Measurement grid: dx=8mm, dy=8mm, dz=5mm
Reference Value = 4.669 V/m; Power Drift = 0.10 dB
Peak SAR (extrapolated) = 0.197 W/kg
SAR(1 g) = 0.117 W/kg; SAR(10 g) = 0.072 W/kg
Maximum value of SAR (measured) = 0.169 W/kg

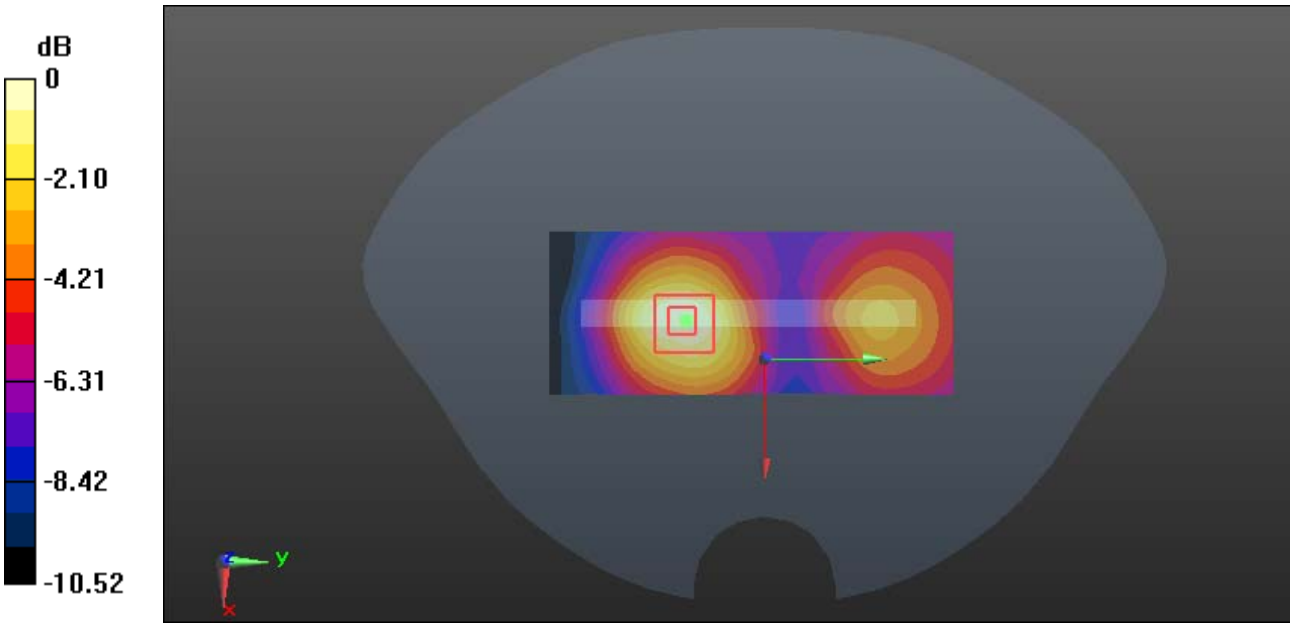

0 dB = 0.169 W/kg = -7.72 dBW/kg

Test Plot 25#: PCS 1900_Body Right_Middle

DUT: Mobile Phone; Type: Nitro 4X; Serial: 19040100120

Communication System: Generic GPRS-4 slots; Frequency: 1880 MHz;Duty Cycle: 1:2
Medium parameters used: f = 1880 MHz; σ = 1.485 S/m; ε_r = 54.179; ρ = 1000 kg/m^3 ;
Phantom section: Flat Section

DASY5 Configuration:

- Probe: EX3DV4 - SN7441; ConvF(7.7, 7.7, 7.7); Calibrated: 2018/12/13;
- Sensor-Surface: 1.4mm (Mechanical Surface Detection)
- Electronics: DAE3 Sn471; Calibrated: 2018/12/3
- Phantom: SAM (30deg probe tilt) with CRP v5.0_20150321; Type: QD000P40CD; Serial: TP:1874
- Measurement SW: DASY52, Version 52.8 (8);

Area Scan (41x101x1): Interpolated grid: dx=1.500 mm, dy=1.500 mm
Maximum value of SAR (interpolated) = 1.19 W/kg

Zoom Scan (5x6x7)/Cube 0: Measurement grid: dx=8mm, dy=8mm, dz=5mm
Reference Value = 21.09 V/m; Power Drift = -0.03 dB
Peak SAR (extrapolated) = 1.29 W/kg
SAR(1 g) = 0.754 W/kg; SAR(10 g) = 0.438 W/kg
Maximum value of SAR (measured) = 1.08 W/kg

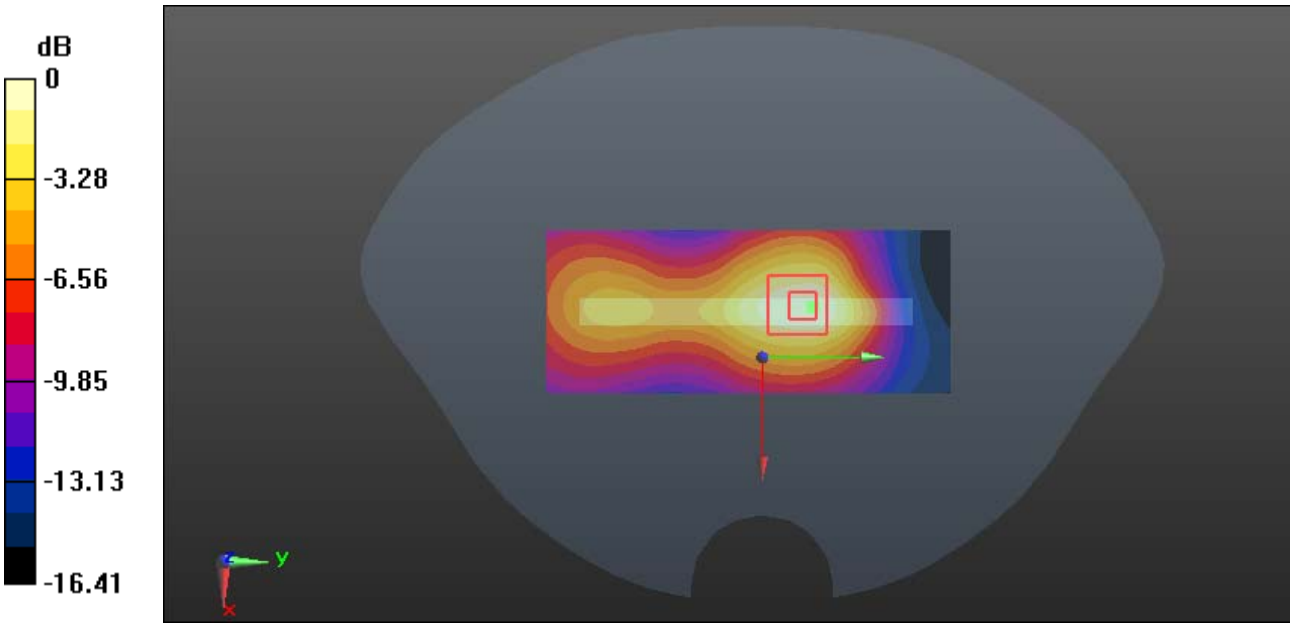

0 dB = 1.08 W/kg = 0.33 dBW/kg

Test Plot 26#: PCS 1900_Body Bottom_Middle

DUT: Mobile Phone; Type: Nitro 4X; Serial: 19040100120

Communication System: Generic GPRS-4 slots; Frequency: 1880 MHz;Duty Cycle: 1:2
Medium parameters used: f = 1880 MHz; σ = 1.485 S/m; ε_r = 54.179; ρ = 1000 kg/m^3 ;
Phantom section: Flat Section

DASY5 Configuration:

- Probe: EX3DV4 - SN7441; ConvF(7.7, 7.7, 7.7); Calibrated: 2018/12/13;
- Sensor-Surface: 1.4mm (Mechanical Surface Detection)
- Electronics: DAE3 Sn471; Calibrated: 2018/12/3
- Phantom: SAM (30deg probe tilt) with CRP v5.0_20150321; Type: QD000P40CD; Serial: TP:1874
- Measurement SW: DASY52, Version 52.8 (8);

Area Scan (41x61x1): Interpolated grid: dx=1.500 mm, dy=1.500 mm
Maximum value of SAR (interpolated) = 1.09 W/kg

Zoom Scan (5x5x7)/Cube 0: Measurement grid: dx=8mm, dy=8mm, dz=5mm
Reference Value = 19.43 V/m; Power Drift = -0.05 dB
Peak SAR (extrapolated) = 1.25 W/kg
SAR(1 g) = 0.648 W/kg; SAR(10 g) = 0.338 W/kg
Maximum value of SAR (measured) = 1.01 W/kg

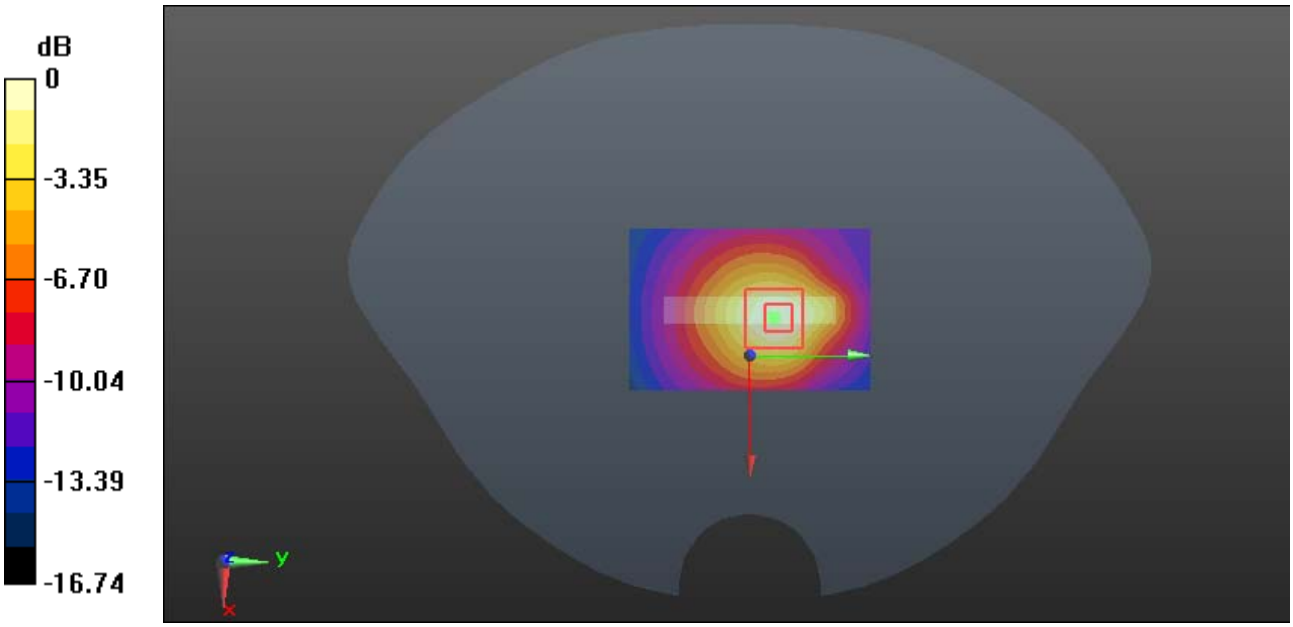

0 dB = 1.01 W/kg = 0.04 dBW/kg

Test Plot 27#: WCDMA Band 2_Head Left Cheek_Middle

DUT: Mobile Phone; Type: Nitro 4X; Serial: 19040100120

Communication System: WCDMA; Frequency: 1880 MHz;Duty Cycle: 1:1
Medium parameters used: f = 1880 MHz; σ = 1.366 S/m; ε_r = 40.424; ρ = 1000 kg/m^3 ;
Phantom section: Left Section

DASY5 Configuration:

- Probe: EX3DV4 - SN7441; ConvF(7.97, 7.97, 7.97); Calibrated: 2018/12/13;
- Sensor-Surface: 1.4mm (Mechanical Surface Detection)
- Electronics: DAE3 Sn471; Calibrated: 2018/12/3
- Phantom: SAM (30deg probe tilt) with CRP v5.0_20150321; Type: QD000P40CD; Serial: TP:1874
- Measurement SW: DASY52, Version 52.8 (8);

Area Scan (71x121x1): Interpolated grid: dx=1.200 mm, dy=1.200 mm
Maximum value of SAR (interpolated) = 0.940 W/kg

Zoom Scan (5x5x7)/Cube 0: Measurement grid: dx=8mm, dy=8mm, dz=5mm
Reference Value = 11.37 V/m; Power Drift = -0.18 dB
Peak SAR (extrapolated) = 1.05 W/kg
SAR(1 g) = 0.673 W/kg; SAR(10 g) = 0.424 W/kg
Maximum value of SAR (measured) = 0.904 W/kg



0 dB = 0.904 W/kg = -0.44 dBW/kg

Test Plot 28#: WCDMA Band 2_Head Left Tilt_Middle

DUT: Mobile Phone; Type: Nitro 4X; Serial: 19040100120

Communication System: WCDMA; Frequency: 1880 MHz;Duty Cycle: 1:1
Medium parameters used: f = 1880 MHz; σ = 1.366 S/m; ε_r = 40.424; ρ = 1000 kg/m^3 ;
Phantom section: Left Section

DASY5 Configuration:

- Probe: EX3DV4 - SN7441; ConvF(7.97, 7.97, 7.97); Calibrated: 2018/12/13;
- Sensor-Surface: 1.4mm (Mechanical Surface Detection)
- Electronics: DAE3 Sn471; Calibrated: 2018/12/3
- Phantom: SAM (30deg probe tilt) with CRP v5.0_20150321; Type: QD000P40CD; Serial: TP:1874
- Measurement SW: DASY52, Version 52.8 (8);

Area Scan (71x121x1): Interpolated grid: dx=1.200 mm, dy=1.200 mm
Maximum value of SAR (interpolated) = 0.466 W/kg

Zoom Scan (5x5x7)/Cube 0: Measurement grid: dx=8mm, dy=8mm, dz=5mm
Reference Value = 14.39 V/m; Power Drift = -0.04 dB
Peak SAR (extrapolated) = 0.521 W/kg
SAR(1 g) = 0.326 W/kg; SAR(10 g) = 0.197 W/kg
Maximum value of SAR (measured) = 0.448 W/kg

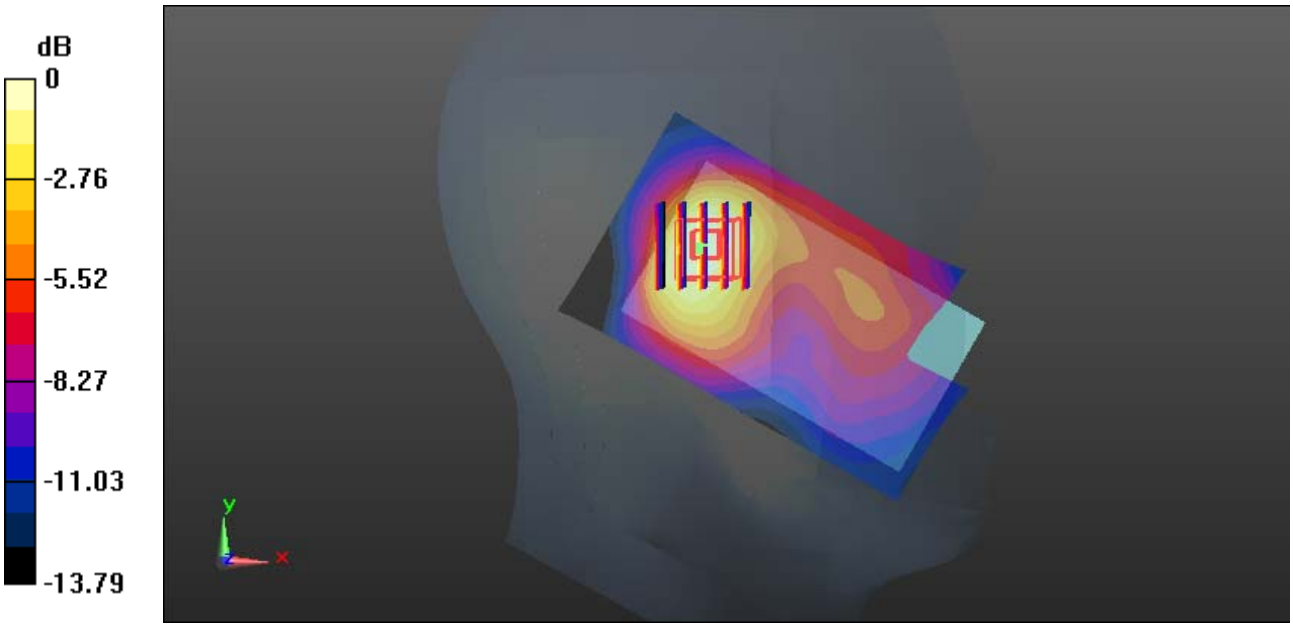

0 dB = 0.448 W/kg = -3.49 dBW/kg

Test Plot 29#: WCDMA Band 2_Head Right Cheek_Low

DUT: Mobile Phone; Type: Nitro 4X; Serial: 19040100120

Communication System: WCDMA; Frequency: 1852.4 MHz;Duty Cycle: 1:1
Medium parameters used: f = 1852.4 MHz; σ = 1.351 S/m; ε_r = 40.694; ρ = 1000 kg/m^3 ;
Phantom section: Right Section

DASY5 Configuration:

- Probe: EX3DV4 - SN7441; ConvF(7.97, 7.97, 7.97); Calibrated: 2018/12/13;
- Sensor-Surface: 1.4mm (Mechanical Surface Detection)
- Electronics: DAE3 Sn471; Calibrated: 2018/12/3
- Phantom: SAM (30deg probe tilt) with CRP v5.0_20150321; Type: QD000P40CD; Serial: TP:1874
- Measurement SW: DASY52, Version 52.8 (8);

Area Scan (71x121x1): Interpolated grid: dx=1.200 mm, dy=1.200 mm
Maximum value of SAR (interpolated) = 1.09 W/kg

Zoom Scan (5x5x7)/Cube 0: Measurement grid: dx=8mm, dy=8mm, dz=5mm
Reference Value = 7.788 V/m; Power Drift = 0.15 dB
Peak SAR (extrapolated) = 1.24 W/kg
SAR(1 g) = 0.771 W/kg; SAR(10 g) = 0.466 W/kg
Maximum value of SAR (measured) = 1.06 W/kg



0 dB = 1.06 W/kg = 0.25 dBW/kg

Test Plot 30#: WCDMA Band 2_Head Right Cheek_Middle

DUT: Mobile Phone; Type: Nitro 4X; Serial: 19040100120

Communication System: WCDMA; Frequency: 1880 MHz;Duty Cycle: 1:1
Medium parameters used: f = 1880 MHz; σ = 1.366 S/m; ε_r = 40.424; ρ = 1000 kg/m^3 ;
Phantom section: Right Section

DASY5 Configuration:

- Probe: EX3DV4 - SN7441; ConvF(7.97, 7.97, 7.97); Calibrated: 2018/12/13;
- Sensor-Surface: 1.4mm (Mechanical Surface Detection)
- Electronics: DAE3 Sn471; Calibrated: 2018/12/3
- Phantom: SAM (30deg probe tilt) with CRP v5.0_20150321; Type: QD000P40CD; Serial: TP:1874
- Measurement SW: DASY52, Version 52.8 (8);

Area Scan (71x121x1): Interpolated grid: dx=1.200 mm, dy=1.200 mm
Maximum value of SAR (interpolated) = 1.13 W/kg

Zoom Scan (5x5x7)/Cube 0: Measurement grid: dx=8mm, dy=8mm, dz=5mm
Reference Value = 8.143 V/m; Power Drift = 0.12 dB
Peak SAR (extrapolated) = 1.30 W/kg
SAR(1 g) = 0.803 W/kg; SAR(10 g) = 0.482 W/kg
Maximum value of SAR (measured) = 1.11 W/kg



0 dB = 1.11 W/kg = 0.45 dBW/kg

Test Plot 31#: WCDMA Band 2_Head Right Cheek_High

DUT: Mobile Phone; Type: Nitro 4X; Serial: 19040100120

Communication System: WCDMA; Frequency: 1907.6 MHz;Duty Cycle: 1:1
Medium parameters used: f = 1907.6 MHz; σ = 1.394 S/m; ε_r = 40.31; ρ = 1000 kg/m^3 ;
Phantom section: Right Section

DASY5 Configuration:

- Probe: EX3DV4 - SN7441; ConvF(7.97, 7.97, 7.97); Calibrated: 2018/12/13;
- Sensor-Surface: 1.4mm (Mechanical Surface Detection)
- Electronics: DAE3 Sn471; Calibrated: 2018/12/3
- Phantom: SAM (30deg probe tilt) with CRP v5.0_20150321; Type: QD000P40CD; Serial: TP:1874
- Measurement SW: DASY52, Version 52.8 (8);

Area Scan (71x121x1): Interpolated grid: dx=1.200 mm, dy=1.200 mm
Maximum value of SAR (interpolated) = 1.33 W/kg

Zoom Scan (5x5x7)/Cube 0: Measurement grid: dx=8mm, dy=8mm, dz=5mm
Reference Value = 8.903 V/m; Power Drift = 0.17 dB
Peak SAR (extrapolated) = 1.53 W/kg
SAR(1 g) = 0.931 W/kg; SAR(10 g) = 0.553 W/kg
Maximum value of SAR (measured) = 1.31 W/kg



0 dB = 1.31 W/kg = 1.17 dBW/kg

Test Plot 32#: WCDMA Band 2_Head Right Tilt_Middle

DUT: Mobile Phone; Type: Nitro 4X; Serial: 19040100120

Communication System: WCDMA; Frequency: 1880 MHz;Duty Cycle: 1:1
Medium parameters used: f = 1880 MHz; σ = 1.366 S/m; ε_r = 40.424; ρ = 1000 kg/m^3 ;
Phantom section: Right Section

DASY5 Configuration:

- Probe: EX3DV4 - SN7441; ConvF(7.97, 7.97, 7.97); Calibrated: 2018/12/13;
- Sensor-Surface: 1.4mm (Mechanical Surface Detection)
- Electronics: DAE3 Sn471; Calibrated: 2018/12/3
- Phantom: SAM (30deg probe tilt) with CRP v5.0_20150321; Type: QD000P40CD; Serial: TP:1874
- Measurement SW: DASY52, Version 52.8 (8);

Area Scan (71x121x1): Interpolated grid: dx=1.200 mm, dy=1.200 mm
Maximum value of SAR (interpolated) = 0.547 W/kg

Zoom Scan (6x6x7)/Cube 0: Measurement grid: dx=8mm, dy=8mm, dz=5mm
Reference Value = 14.13 V/m; Power Drift = 0.11 dB
Peak SAR (extrapolated) = 0.566 W/kg
SAR(1 g) = 0.371 W/kg; SAR(10 g) = 0.228 W/kg
Maximum value of SAR (measured) = 0.490 W/kg

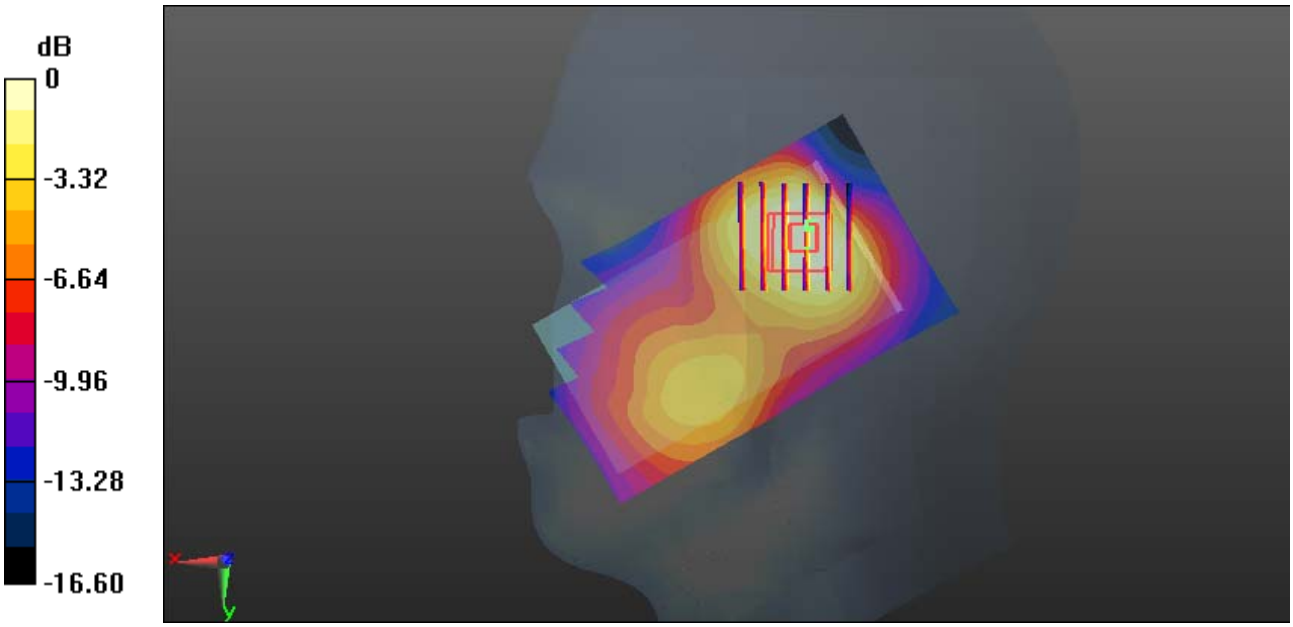

0 dB = 0.490 W/kg = -3.10 dBW/kg

Test Plot 33#: WCDMA Band 2_Body Back_Low

DUT: Mobile Phone; Type: Nitro 4X; Serial: 19040100120

Communication System: WCDMA; Frequency: 1852.4 MHz;Duty Cycle: 1:1
Medium parameters used: f = 1852.4 MHz; σ = 1.47 S/m; ε_r = 54.542; ρ = 1000 kg/m^3 ;
Phantom section: Flat Section

DASY5 Configuration:

- Probe: EX3DV4 - SN7441; ConvF(7.7, 7.7, 7.7); Calibrated: 2018/12/13;
- Sensor-Surface: 1.4mm (Mechanical Surface Detection)
- Electronics: DAE3 Sn471; Calibrated: 2018/12/3
- Phantom: SAM (30deg probe tilt) with CRP v5.0_20150321; Type: QD000P40CD; Serial: TP:1874
- Measurement SW: DASY52, Version 52.8 (8);

Area Scan (61x101x1): Interpolated grid: dx=1.500 mm, dy=1.500 mm
Maximum value of SAR (interpolated) = 1.88 W/kg

Zoom Scan (5x5x7)/Cube 0: Measurement grid: dx=8mm, dy=8mm, dz=5mm
Reference Value = 9.691 V/m; Power Drift = 0.17 dB
Peak SAR (extrapolated) = 2.39 W/kg
SAR(1 g) = 1.26 W/kg; SAR(10 g) = 0.673 W/kg
Maximum value of SAR (measured) = 1.80 W/kg

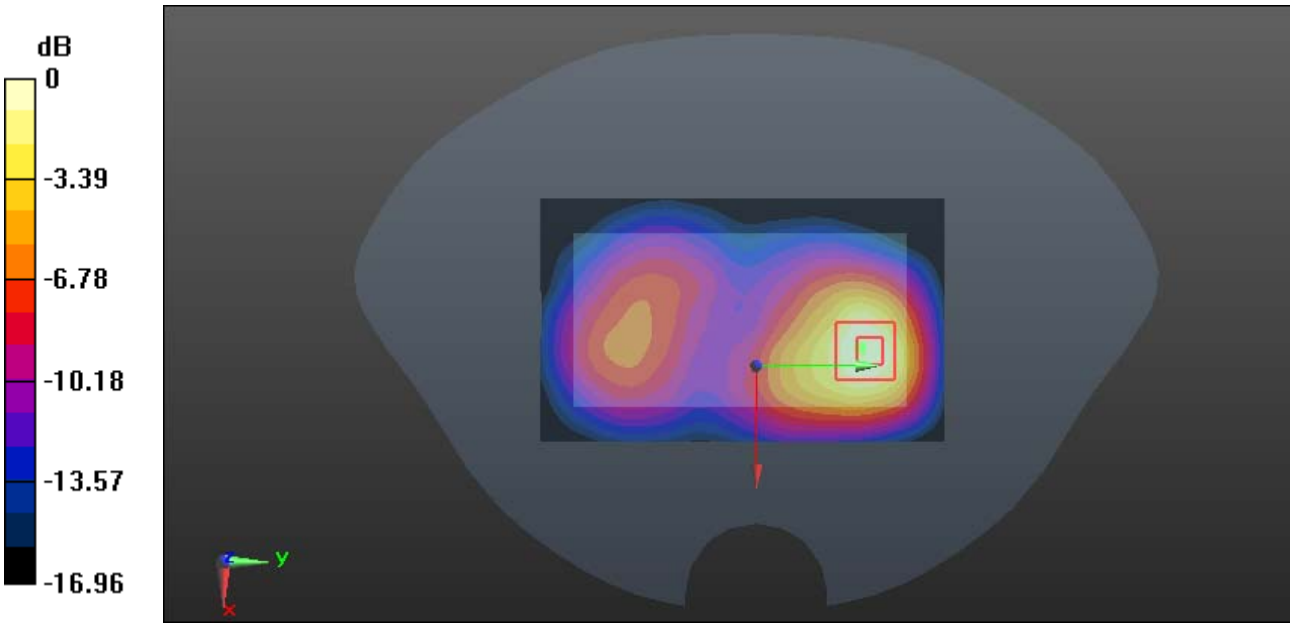

0 dB = 1.80 W/kg = 2.55 dBW/kg

Test Plot 34#: WCDMA Band 2_Body Back_Middle

DUT: Mobile Phone; Type: Nitro 4X; Serial: 19040100120

Communication System: WCDMA; Frequency: 1880 MHz;Duty Cycle: 1:1
Medium parameters used: f = 1880 MHz; σ = 1.485 S/m; ε_r = 54.179; ρ = 1000 kg/m^3 ;
Phantom section: Flat Section

DASY5 Configuration:

- Probe: EX3DV4 - SN7441; ConvF(7.7, 7.7, 7.7); Calibrated: 2018/12/13;
- Sensor-Surface: 1.4mm (Mechanical Surface Detection)
- Electronics: DAE3 Sn471; Calibrated: 2018/12/3
- Phantom: SAM (30deg probe tilt) with CRP v5.0_20150321; Type: QD000P40CD; Serial: TP:1874
- Measurement SW: DASY52, Version 52.8 (8);

Area Scan (61x101x1): Interpolated grid: dx=1.500 mm, dy=1.500 mm
Maximum value of SAR (interpolated) = 1.78 W/kg

Zoom Scan (5x5x7)/Cube 0: Measurement grid: dx=8mm, dy=8mm, dz=5mm
Reference Value = 10.42 V/m; Power Drift = 0.07 dB
Peak SAR (extrapolated) = 2.18 W/kg
SAR(1 g) = 1.13 W/kg; SAR(10 g) = 0.631 W/kg
Maximum value of SAR (measured) = 1.73 W/kg

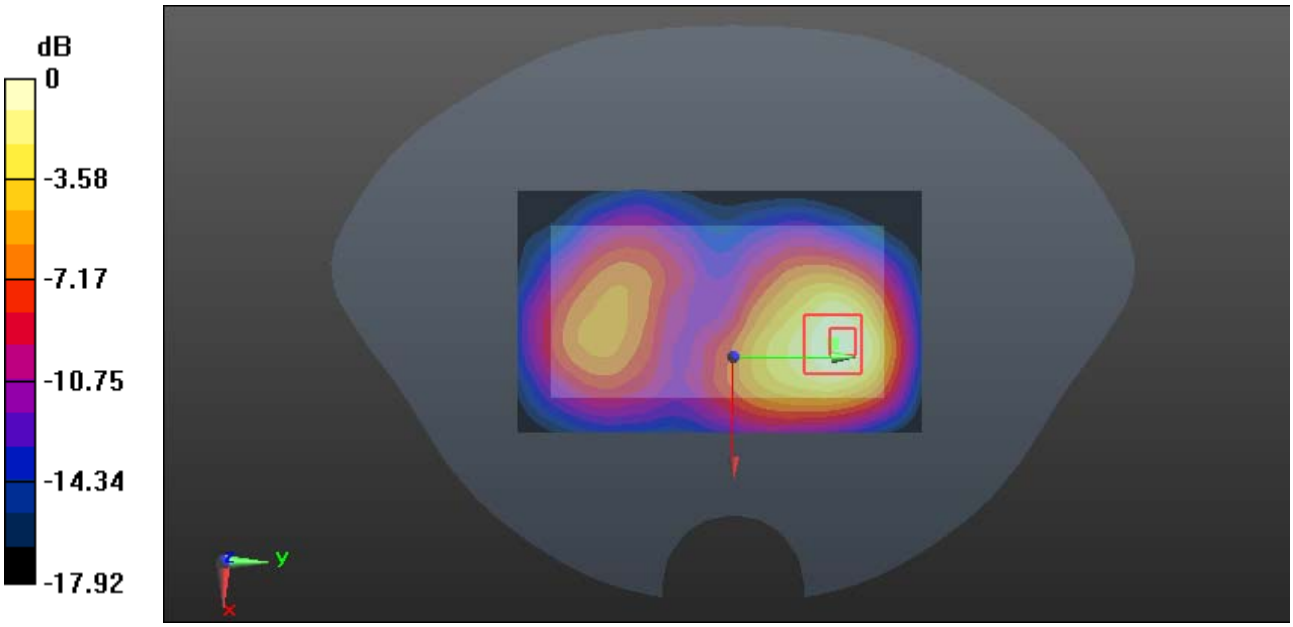

0 dB = 1.73 W/kg = 2.38 dBW/kg

Test Plot 35#: WCDMA Band 2_Body Back_High

DUT: Mobile Phone; Type: Nitro 4X; Serial: 19040100120

Communication System: WCDMA; Frequency: 1907.6 MHz;Duty Cycle: 1:1
Medium parameters used: f = 1907.6 MHz; σ = 1.517 S/m; ε_r = 54.093; ρ = 1000 kg/m^3 ;
Phantom section: Flat Section

DASY5 Configuration:

- Probe: EX3DV4 - SN7441; ConvF(7.7, 7.7, 7.7); Calibrated: 2018/12/13;
- Sensor-Surface: 1.4mm (Mechanical Surface Detection)
- Electronics: DAE3 Sn471; Calibrated: 2018/12/3
- Phantom: SAM (30deg probe tilt) with CRP v5.0_20150321; Type: QD000P40CD; Serial: TP:1874
- Measurement SW: DASY52, Version 52.8 (8);

Area Scan (61x101x1): Interpolated grid: dx=1.500 mm, dy=1.500 mm
Maximum value of SAR (interpolated) = 1.88 W/kg

Zoom Scan (5x5x7)/Cube 0: Measurement grid: dx=8mm, dy=8mm, dz=5mm
Reference Value = 12.61 V/m; Power Drift = -0.17 dB
Peak SAR (extrapolated) = 2.16 W/kg
SAR(1 g) = 1.14 W/kg; SAR(10 g) = 0.683 W/kg
Maximum value of SAR (measured) = 1.73 W/kg

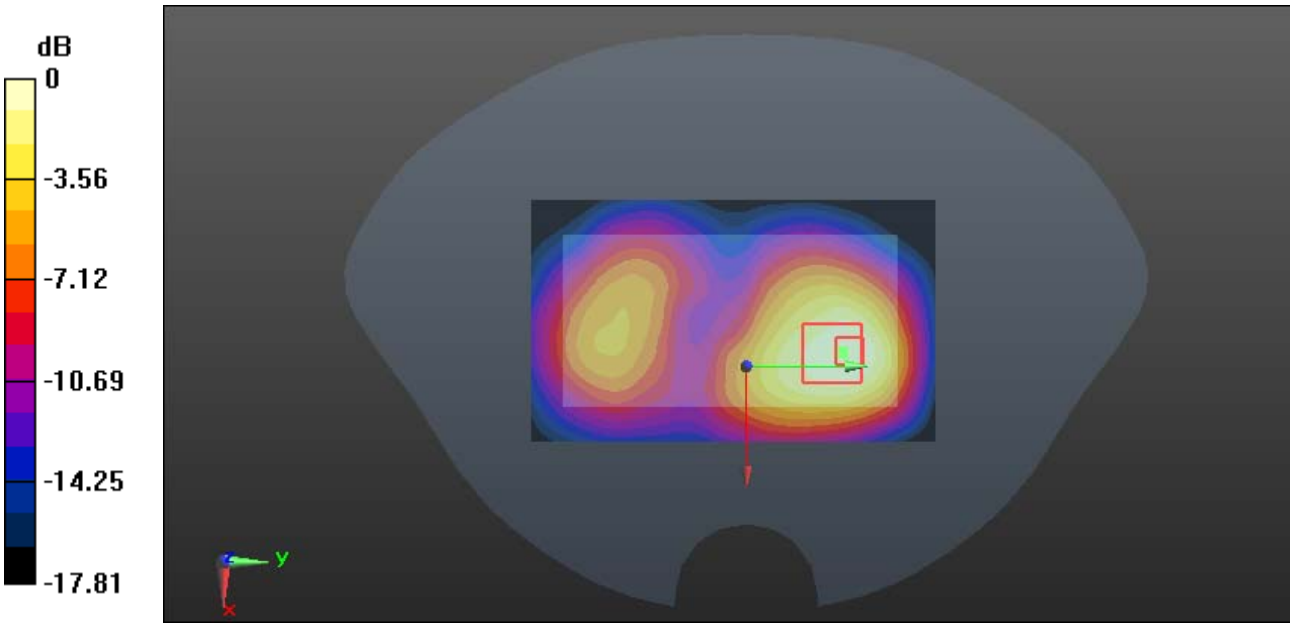

0 dB = 1.73 W/kg = 2.38 dBW/kg

Test Plot 36#: WCDMA Band 2_Body Left_Middle

DUT: Mobile Phone; Type: Nitro 4X; Serial: 19040100120

Communication System: WCDMA; Frequency: 1880 MHz;Duty Cycle: 1:1
Medium parameters used: f = 1880 MHz; σ = 1.485 S/m; ε_r = 54.179; ρ = 1000 kg/m^3 ;
Phantom section: Flat Section

DASY5 Configuration:

- Probe: EX3DV4 - SN7441; ConvF(7.7, 7.7, 7.7); Calibrated: 2018/12/13;
- Sensor-Surface: 1.4mm (Mechanical Surface Detection)
- Electronics: DAE3 Sn471; Calibrated: 2018/12/3
- Phantom: SAM (30deg probe tilt) with CRP v5.0_20150321; Type: QD000P40CD; Serial: TP:1874
- Measurement SW: DASY52, Version 52.8 (8);

Area Scan (41x101x1): Interpolated grid: dx=1.500 mm, dy=1.500 mm
Maximum value of SAR (interpolated) = 0.0972 W/kg

Zoom Scan (5x5x7)/Cube 0: Measurement grid: dx=8mm, dy=8mm, dz=5mm
Reference Value = 4.361 V/m; Power Drift = 0.06 dB
Peak SAR (extrapolated) = 0.110 W/kg
SAR(1 g) = 0.068 W/kg; SAR(10 g) = 0.045 W/kg
Maximum value of SAR (measured) = 0.0931 W/kg

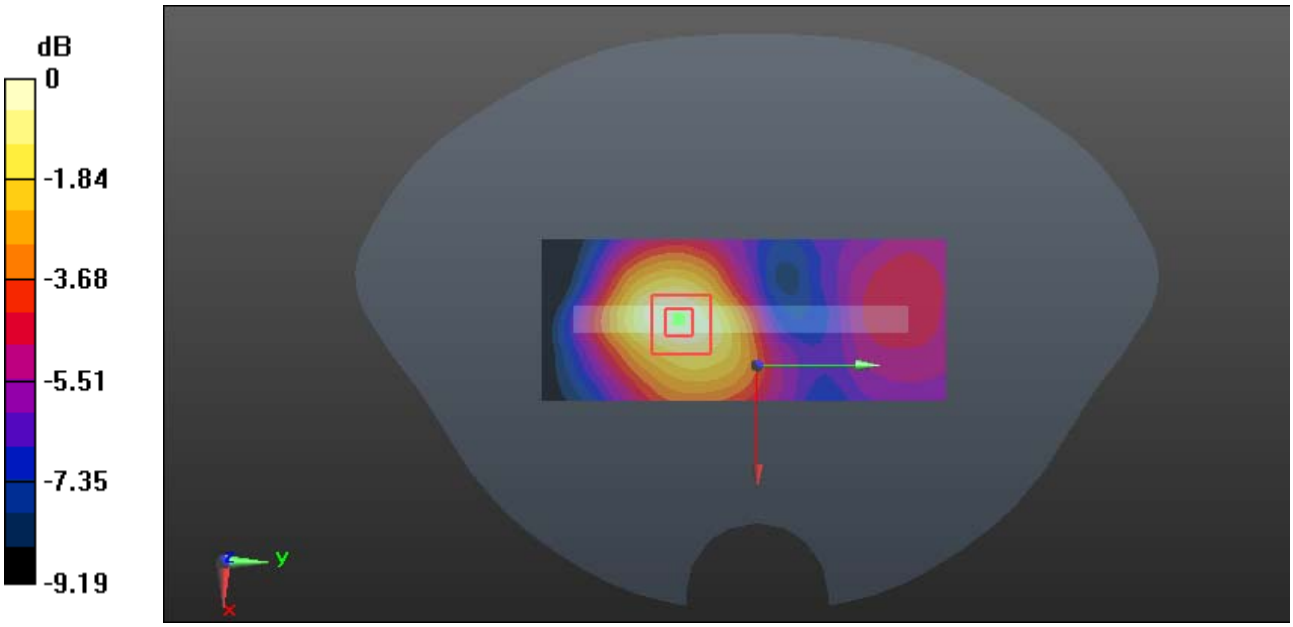

0 dB = 0.0931 W/kg = -10.31 dBW/kg

Test Plot 37#: WCDMA Band 2_Body Right_Middle

DUT: Mobile Phone; Type: Nitro 4X; Serial: 19040100120

Communication System: WCDMA; Frequency: 1880 MHz;Duty Cycle: 1:1
Medium parameters used: f = 1880 MHz; σ = 1.485 S/m; ε_r = 54.179; ρ = 1000 kg/m^3 ;
Phantom section: Flat Section

DASY5 Configuration:

- Probe: EX3DV4 - SN7441; ConvF(7.7, 7.7, 7.7); Calibrated: 2018/12/13;
- Sensor-Surface: 1.4mm (Mechanical Surface Detection)
- Electronics: DAE3 Sn471; Calibrated: 2018/12/3
- Phantom: SAM (30deg probe tilt) with CRP v5.0_20150321; Type: QD000P40CD; Serial: TP:1874
- Measurement SW: DASY52, Version 52.8 (8);

Area Scan (41x101x1): Interpolated grid: dx=1.500 mm, dy=1.500 mm
Maximum value of SAR (interpolated) = 0.719 W/kg

Zoom Scan (5x5x7)/Cube 0: Measurement grid: dx=8mm, dy=8mm, dz=5mm
Reference Value = 11.91 V/m; Power Drift = -0.12 dB
Peak SAR (extrapolated) = 0.777 W/kg
SAR(1 g) = 0.459 W/kg; SAR(10 g) = 0.271 W/kg
Maximum value of SAR (measured) = 0.664 W/kg

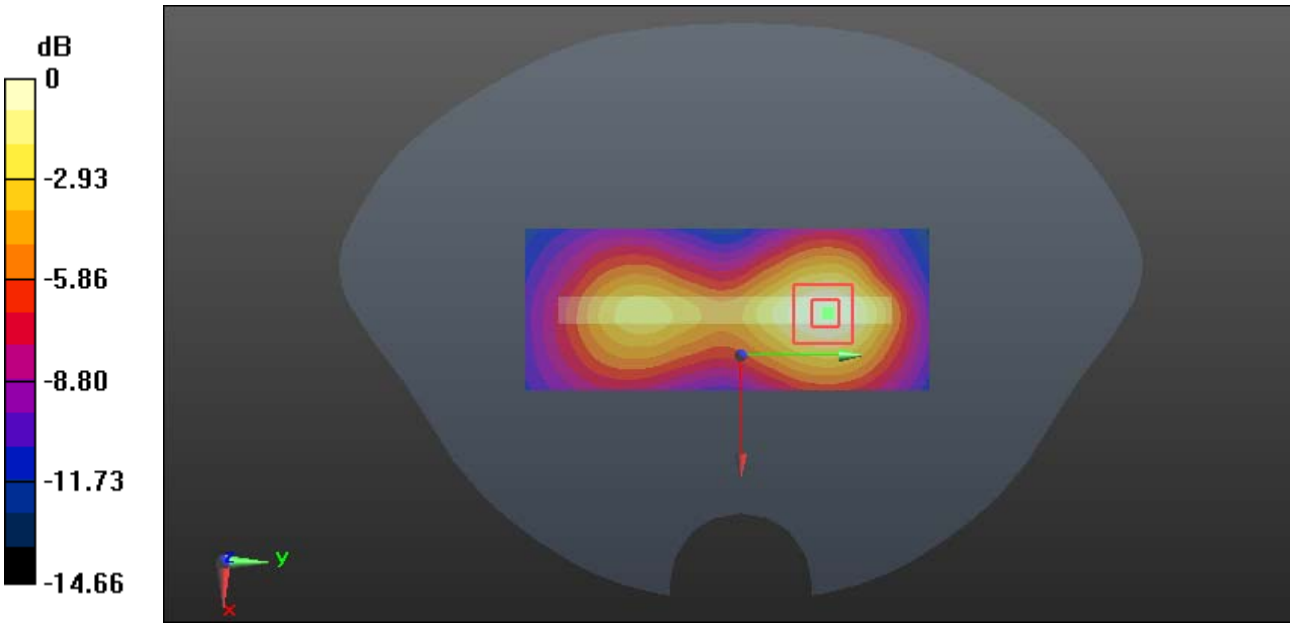

0 dB = 0.664 W/kg = -1.78 dBW/kg

Test Plot 38#: WCDMA Band 2_Body Bottom_Middle

DUT: Mobile Phone; Type: Nitro 4X; Serial: 19040100120

Communication System: WCDMA; Frequency: 1880 MHz;Duty Cycle: 1:1
Medium parameters used: f = 1880 MHz; σ = 1.485 S/m; ε_r = 54.179; ρ = 1000 kg/m^3 ;
Phantom section: Flat Section

DASY5 Configuration:

- Probe: EX3DV4 - SN7441; ConvF(7.7, 7.7, 7.7); Calibrated: 2018/12/13;
- Sensor-Surface: 1.4mm (Mechanical Surface Detection)
- Electronics: DAE3 Sn471; Calibrated: 2018/12/3
- Phantom: SAM (30deg probe tilt) with CRP v5.0_20150321; Type: QD000P40CD; Serial: TP:1874
- Measurement SW: DASY52, Version 52.8 (8);

Area Scan (41x61x1): Interpolated grid: dx=1.500 mm, dy=1.500 mm
Maximum value of SAR (interpolated) = 1.02 W/kg

Zoom Scan (5x5x7)/Cube 0: Measurement grid: dx=8mm, dy=8mm, dz=5mm
Reference Value = 15.56 V/m; Power Drift = 0.04 dB
Peak SAR (extrapolated) = 1.20 W/kg
SAR(1 g) = 0.652 W/kg; SAR(10 g) = 0.344 W/kg
Maximum value of SAR (measured) = 0.982 W/kg

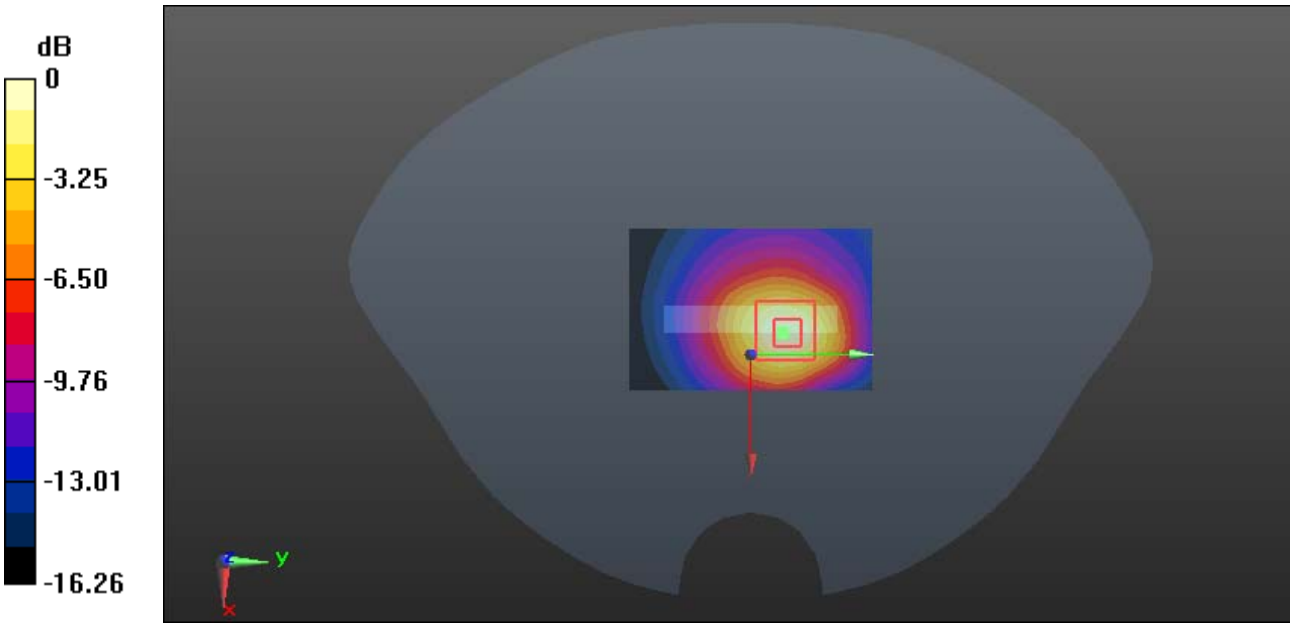

0 dB = 0.982 W/kg = -0.08 dBW/kg

Test Plot 39#: WCDMA Band 4_Head Left Cheek_Middle

DUT: Mobile Phone; Type: Nitro 4X; Serial: 19040100120

Communication System: WCDMA; Frequency: 1732.6 MHz;Duty Cycle: 1:1
Medium parameters used: f = 1732.6 MHz; σ = 1.345 S/m; ε_r = 41.226; ρ = 1000 kg/m^3 ;
Phantom section: Left Section

DASY5 Configuration:

- Probe: EX3DV4 - SN7441; ConvF(8.31, 8.31, 8.31); Calibrated: 2018/12/13;
- Sensor-Surface: 1.4mm (Mechanical Surface Detection)
- Electronics: DAE3 Sn471; Calibrated: 2018/12/3
- Phantom: SAM (30deg probe tilt) with CRP v5.0_20150321; Type: QD000P40CD; Serial: TP:1874
- Measurement SW: DASY52, Version 52.8 (8);

Area Scan (61x91x1): Interpolated grid: dx=1.500 mm, dy=1.500 mm
Maximum value of SAR (interpolated) = 0.156 W/kg

Zoom Scan (7x8x7)/Cube 0: Measurement grid: dx=8mm, dy=8mm, dz=5mm
Reference Value = 4.601 V/m; Power Drift = 0.15 dB
Peak SAR (extrapolated) = 0.154 W/kg
SAR(1 g) = 0.112 W/kg; SAR(10 g) = 0.082 W/kg
Maximum value of SAR (measured) = 0.137 W/kg



0 dB = 0.137 W/kg = -8.63 dBW/kg

Test Plot 40#: WCDMA Band 4_Head Left Tilt_Middle

DUT: Mobile Phone; Type: Nitro 4X; Serial: 19040100120

Communication System: WCDMA; Frequency: 1732.6 MHz;Duty Cycle: 1:1
Medium parameters used: f = 1732.6 MHz; σ = 1.345 S/m; ε_r = 41.226; ρ = 1000 kg/m^3 ;
Phantom section: Left Section

DASY5 Configuration:

- Probe: EX3DV4 - SN7441; ConvF(8.31, 8.31, 8.31); Calibrated: 2018/12/13;
- Sensor-Surface: 1.4mm (Mechanical Surface Detection)
- Electronics: DAE3 Sn471; Calibrated: 2018/12/3
- Phantom: SAM (30deg probe tilt) with CRP v5.0_20150321; Type: QD000P40CD; Serial: TP:1874
- Measurement SW: DASY52, Version 52.8 (8);

Area Scan (61x91x1): Interpolated grid: dx=1.500 mm, dy=1.500 mm
Maximum value of SAR (interpolated) = 0.127 W/kg

Zoom Scan (5x5x7)/Cube 0: Measurement grid: dx=8mm, dy=8mm, dz=5mm
Reference Value = 7.798 V/m; Power Drift = 0.02 dB
Peak SAR (extrapolated) = 0.133 W/kg
SAR(1 g) = 0.090 W/kg; SAR(10 g) = 0.060 W/kg
Maximum value of SAR (measured) = 0.116 W/kg



0 dB = 0.116 W/kg = -9.36 dBW/kg

Test Plot 41#: WCDMA Band 4_Head Right Cheek_Low

DUT: Mobile Phone; Type: Nitro 4X; Serial: 19040100120

Communication System: WCDMA; Frequency: 1712.4 MHz;Duty Cycle: 1:1
Medium parameters used: f = 1712.4 MHz; σ = 1.321 S/m; ε_r = 41.342; ρ = 1000 kg/m^3 ;
Phantom section: Right Section

DASY5 Configuration:

- Probe: EX3DV4 - SN7441; ConvF(8.31, 8.31, 8.31); Calibrated: 2018/12/13;
- Sensor-Surface: 1.4mm (Mechanical Surface Detection)
- Electronics: DAE3 Sn471; Calibrated: 2018/12/3
- Phantom: SAM (30deg probe tilt) with CRP v5.0_20150321; Type: QD000P40CD; Serial: TP:1874
- Measurement SW: DASY52, Version 52.8 (8);

Area Scan (61x91x1): Interpolated grid: dx=1.500 mm, dy=1.500 mm
Maximum value of SAR (interpolated) = 0.268 W/kg

Zoom Scan (5x5x7)/Cube 0: Measurement grid: dx=8mm, dy=8mm, dz=5mm
Reference Value = 4.324 V/m; Power Drift = 0.08 dB
Peak SAR (extrapolated) = 0.302 W/kg
SAR(1 g) = 0.201 W/kg; SAR(10 g) = 0.132 W/kg
Maximum value of SAR (measured) = 0.258 W/kg



0 dB = 0.258 W/kg = -5.88 dBW/kg

Test Plot 42#: WCDMA Band 4_Head Right Cheek_Middle

DUT: Mobile Phone; Type: Nitro 4X; Serial: 19040100120

Communication System: WCDMA; Frequency: 1732.6 MHz;Duty Cycle: 1:1
Medium parameters used: f = 1732.6 MHz; σ = 1.345 S/m; ε_r = 41.226; ρ = 1000 kg/m^3 ;
Phantom section: Right Section

DASY5 Configuration:

- Probe: EX3DV4 - SN7441; ConvF(8.31, 8.31, 8.31); Calibrated: 2018/12/13;
- Sensor-Surface: 1.4mm (Mechanical Surface Detection)
- Electronics: DAE3 Sn471; Calibrated: 2018/12/3
- Phantom: SAM (30deg probe tilt) with CRP v5.0_20150321; Type: QD000P40CD; Serial: TP:1874
- Measurement SW: DASY52, Version 52.8 (8);

Area Scan (61x91x1): Interpolated grid: dx=1.500 mm, dy=1.500 mm
Maximum value of SAR (interpolated) = 0.313 W/kg

Zoom Scan (5x5x7)/Cube 0: Measurement grid: dx=8mm, dy=8mm, dz=5mm
Reference Value = 4.674 V/m; Power Drift = 0.18 dB
Peak SAR (extrapolated) = 0.359 W/kg
SAR(1 g) = 0.239 W/kg; SAR(10 g) = 0.158 W/kg
Maximum value of SAR (measured) = 0.303 W/kg



0 dB = 0.303 W/kg = -5.19 dBW/kg

Test Plot 43#: WCDMA Band 4_Head Right Cheek_High

DUT: Mobile Phone; Type: Nitro 4X; Serial: 19040100120

Communication System: WCDMA; Frequency: 1752.6 MHz;Duty Cycle: 1:1
Medium parameters used: f = 1752.6 MHz; σ = 1.36 S/m; ε_r = 41.092; ρ = 1000 kg/m^3 ;
Phantom section: Right Section

DASY5 Configuration:

- Probe: EX3DV4 - SN7441; ConvF(8.31, 8.31, 8.31); Calibrated: 2018/12/13;
- Sensor-Surface: 1.4mm (Mechanical Surface Detection)
- Electronics: DAE3 Sn471; Calibrated: 2018/12/3
- Phantom: SAM (30deg probe tilt) with CRP v5.0_20150321; Type: QD000P40CD; Serial: TP:1874
- Measurement SW: DASY52, Version 52.8 (8);

Area Scan (61x91x1): Interpolated grid: dx=1.500 mm, dy=1.500 mm
Maximum value of SAR (interpolated) = 0.383 W/kg

Zoom Scan (5x5x7)/Cube 0: Measurement grid: dx=8mm, dy=8mm, dz=5mm
Reference Value = 4.842 V/m; Power Drift = 0.17 dB
Peak SAR (extrapolated) = 0.438 W/kg
SAR(1 g) = 0.286 W/kg; SAR(10 g) = 0.186 W/kg
Maximum value of SAR (measured) = 0.369 W/kg



0 dB = 0.369 W/kg = -4.33 dBW/kg

Test Plot 44#: WCDMA Band 4_Head Right Tilt_Middle

DUT: Mobile Phone; Type: Nitro 4X; Serial: 19040100120

Communication System: WCDMA; Frequency: 1732.6 MHz;Duty Cycle: 1:1
Medium parameters used: f = 1732.6 MHz; σ = 1.345 S/m; ε_r = 41.226; ρ = 1000 kg/m^3 ;
Phantom section: Right Section

DASY5 Configuration:

- Probe: EX3DV4 - SN7441; ConvF(8.31, 8.31, 8.31); Calibrated: 2018/12/13;
- Sensor-Surface: 1.4mm (Mechanical Surface Detection)
- Electronics: DAE3 Sn471; Calibrated: 2018/12/3
- Phantom: SAM (30deg probe tilt) with CRP v5.0_20150321; Type: QD000P40CD; Serial: TP:1874
- Measurement SW: DASY52, Version 52.8 (8);

Area Scan (61x91x1): Interpolated grid: dx=1.500 mm, dy=1.500 mm
Maximum value of SAR (interpolated) = 0.150 W/kg

Zoom Scan (5x5x7)/Cube 0: Measurement grid: dx=8mm, dy=8mm, dz=5mm
Reference Value = 8.366 V/m; Power Drift = 0.18 dB
Peak SAR (extrapolated) = 0.162 W/kg
SAR(1 g) = 0.106 W/kg; SAR(10 g) = 0.069 W/kg
Maximum value of SAR (measured) = 0.133 W/kg



0 dB = 0.133 W/kg = -8.76 dBW/kg

Test Plot 45#: WCDMA Band 4_Body Back_Low

DUT: Mobile Phone; Type: Nitro 4X; Serial: 19040100120

Communication System: WCDMA; Frequency: 1712.4 MHz;Duty Cycle: 1:1
Medium parameters used: f = 1712.4 MHz; σ = 1.496 S/m; ε_r = 53.04; ρ = 1000 kg/m^3 ;
Phantom section: Flat Section

DASY5 Configuration:

- Probe: EX3DV4 - SN7441; ConvF(8.01, 8.01, 8.01); Calibrated: 2018/12/13;
- Sensor-Surface: 1.4mm (Mechanical Surface Detection)
- Electronics: DAE3 Sn471; Calibrated: 2018/12/3
- Phantom: SAM (30deg probe tilt) with CRP v5.0_20150321; Type: QD000P40CD; Serial: TP:1874
- Measurement SW: DASY52, Version 52.8 (8);

Area Scan (61x101x1): Interpolated grid: dx=1.500 mm, dy=1.500 mm
Maximum value of SAR (interpolated) = 1.54 W/kg

Zoom Scan (5x5x7)/Cube 0: Measurement grid: dx=8mm, dy=8mm, dz=5mm
Reference Value = 5.591 V/m; Power Drift = -0.11 dB
Peak SAR (extrapolated) = 1.92 W/kg
SAR(1 g) = 1.02 W/kg; SAR(10 g) = 0.509 W/kg
Maximum value of SAR (measured) = 1.58 W/kg

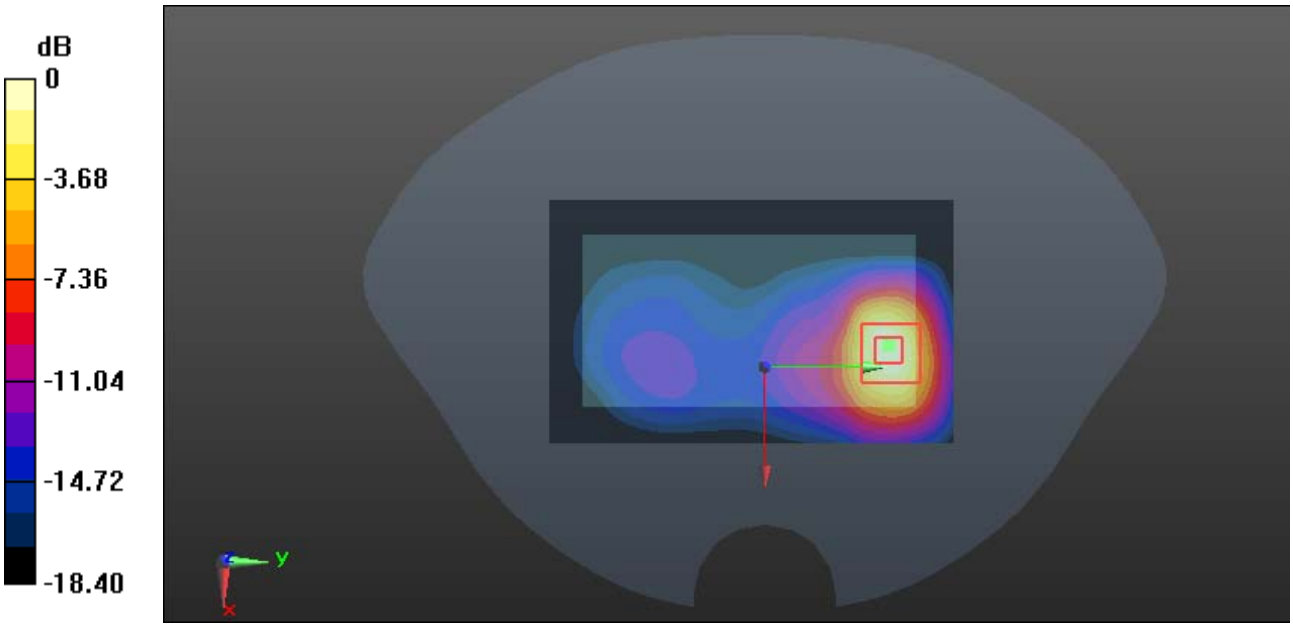

0 dB = 1.58 W/kg = 1.99 dBW/kg

Test Plot 46#: WCDMA Band 4_Body Back_Middle

DUT: Mobile Phone; Type: Nitro 4X; Serial: 19040100120

Communication System: WCDMA; Frequency: 1732.6 MHz;Duty Cycle: 1:1
Medium parameters used: f = 1732.6 MHz; σ = 1.527 S/m; ε_r = 52.814; ρ = 1000 kg/m^3 ;
Phantom section: Flat Section

DASY5 Configuration:

- Probe: EX3DV4 - SN7441; ConvF(8.01, 8.01, 8.01); Calibrated: 2018/12/13;
- Sensor-Surface: 1.4mm (Mechanical Surface Detection)
- Electronics: DAE3 Sn471; Calibrated: 2018/12/3
- Phantom: SAM (30deg probe tilt) with CRP v5.0_20150321; Type: QD000P40CD; Serial: TP:1874
- Measurement SW: DASY52, Version 52.8 (8);

Area Scan (61x101x1): Interpolated grid: dx=1.500 mm, dy=1.500 mm
Maximum value of SAR (interpolated) = 1.46 W/kg

Zoom Scan (5x5x7)/Cube 0: Measurement grid: dx=8mm, dy=8mm, dz=5mm
Reference Value = 6.320 V/m; Power Drift = -0.19 dB
Peak SAR (extrapolated) = 1.89 W/kg
SAR(1 g) = 1.01 W/kg; SAR(10 g) = 0.505 W/kg
Maximum value of SAR (measured) = 1.55 W/kg

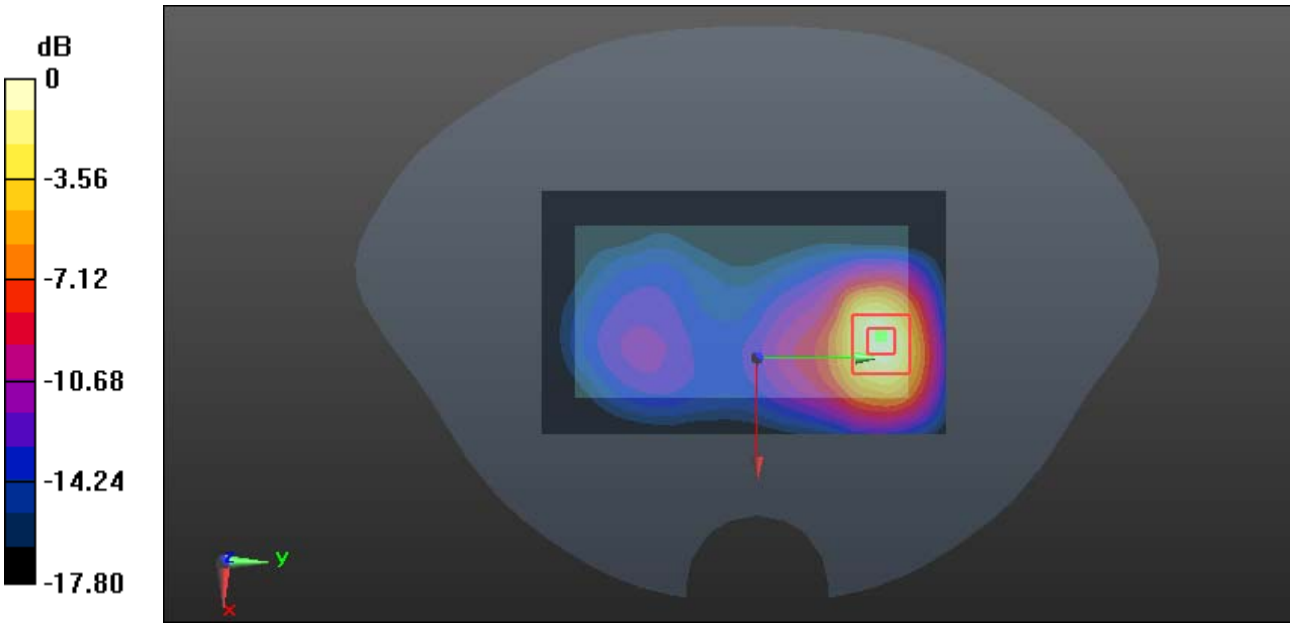

0 dB = 1.55 W/kg = 1.90 dBW/kg

Test Plot 47#: WCDMA Band 4_Body Back_High

DUT: Mobile Phone; Type: Nitro 4X; Serial: 19040100120

Communication System: WCDMA; Frequency: 1752.6 MHz;Duty Cycle: 1:1
Medium parameters used: f = 1752.6 MHz; σ = 1.554 S/m; ε_r = 52.684; ρ = 1000 kg/m^3 ;
Phantom section: Flat Section

DASY5 Configuration:

- Probe: EX3DV4 - SN7441; ConvF(8.01, 8.01, 8.01); Calibrated: 2018/12/13;
- Sensor-Surface: 1.4mm (Mechanical Surface Detection)
- Electronics: DAE3 Sn471; Calibrated: 2018/12/3
- Phantom: SAM (30deg probe tilt) with CRP v5.0_20150321; Type: QD000P40CD; Serial: TP:1874
- Measurement SW: DASY52, Version 52.8 (8);

Area Scan (61x101x1): Interpolated grid: dx=1.500 mm, dy=1.500 mm
Maximum value of SAR (interpolated) = 1.94 W/kg

Zoom Scan (5x5x7)/Cube 0: Measurement grid: dx=8mm, dy=8mm, dz=5mm
Reference Value = 6.970 V/m; Power Drift = 0.01 dB
Peak SAR (extrapolated) = 2.54 W/kg
SAR(1 g) = 1.29 W/kg; SAR(10 g) = 0.636 W/kg
Maximum value of SAR (measured) = 2.06 W/kg

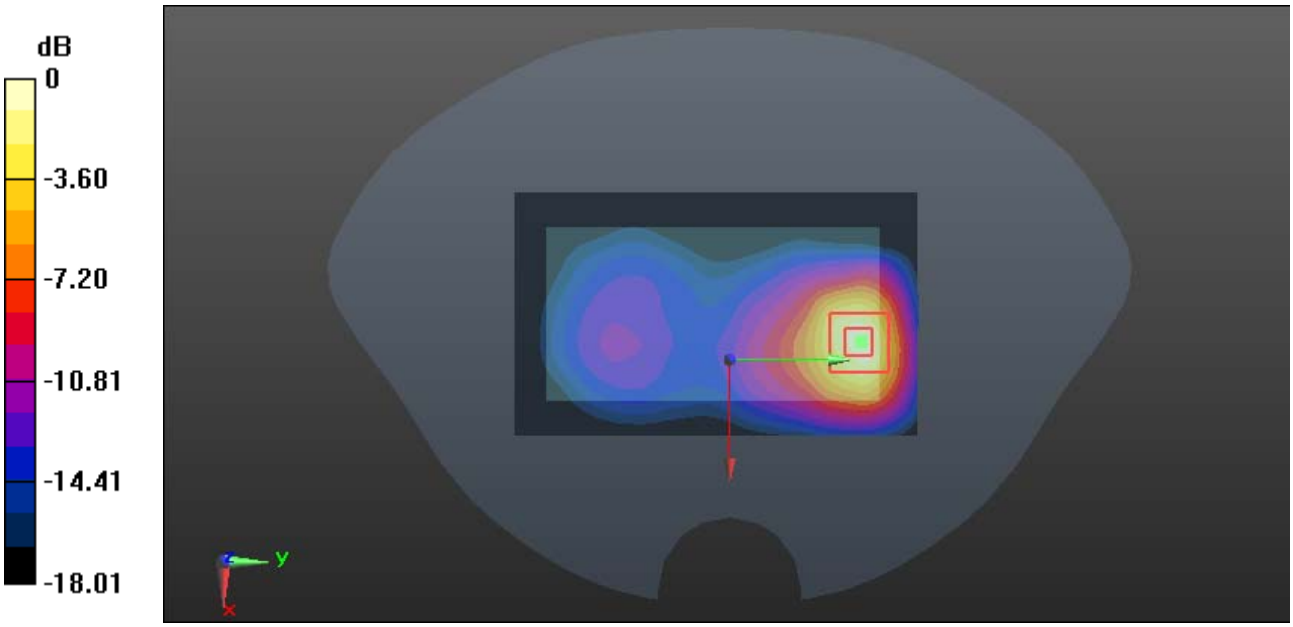

0 dB = 2.06 W/kg = 3.14 dBW/kg

Test Plot 48#: WCDMA Band 4_Body Left_Middle

DUT: Mobile Phone; Type: Nitro 4X; Serial: 19040100120

Communication System: WCDMA; Frequency: 1732.6 MHz;Duty Cycle: 1:1
Medium parameters used: f = 1732.6 MHz; σ = 1.527 S/m; ε_r = 52.814; ρ = 1000 kg/m^3 ;
Phantom section: Flat Section

DASY5 Configuration:

- Probe: EX3DV4 - SN7441; ConvF(8.01, 8.01, 8.01); Calibrated: 2018/12/13;
- Sensor-Surface: 1.4mm (Mechanical Surface Detection)
- Electronics: DAE3 Sn471; Calibrated: 2018/12/3
- Phantom: SAM (30deg probe tilt) with CRP v5.0_20150321; Type: QD000P40CD; Serial: TP:1874
- Measurement SW: DASY52, Version 52.8 (8);

Area Scan (41x101x1): Interpolated grid: dx=1.500 mm, dy=1.500 mm
Maximum value of SAR (interpolated) = 0.0311 W/kg

Zoom Scan (5x5x7)/Cube 0: Measurement grid: dx=8mm, dy=8mm, dz=5mm
Reference Value = 3.559 V/m; Power Drift = 0.17 dB
Peak SAR (extrapolated) = 0.0370 W/kg
SAR(1 g) = 0.025 W/kg; SAR(10 g) = 0.019 W/kg
Maximum value of SAR (measured) = 0.0314 W/kg

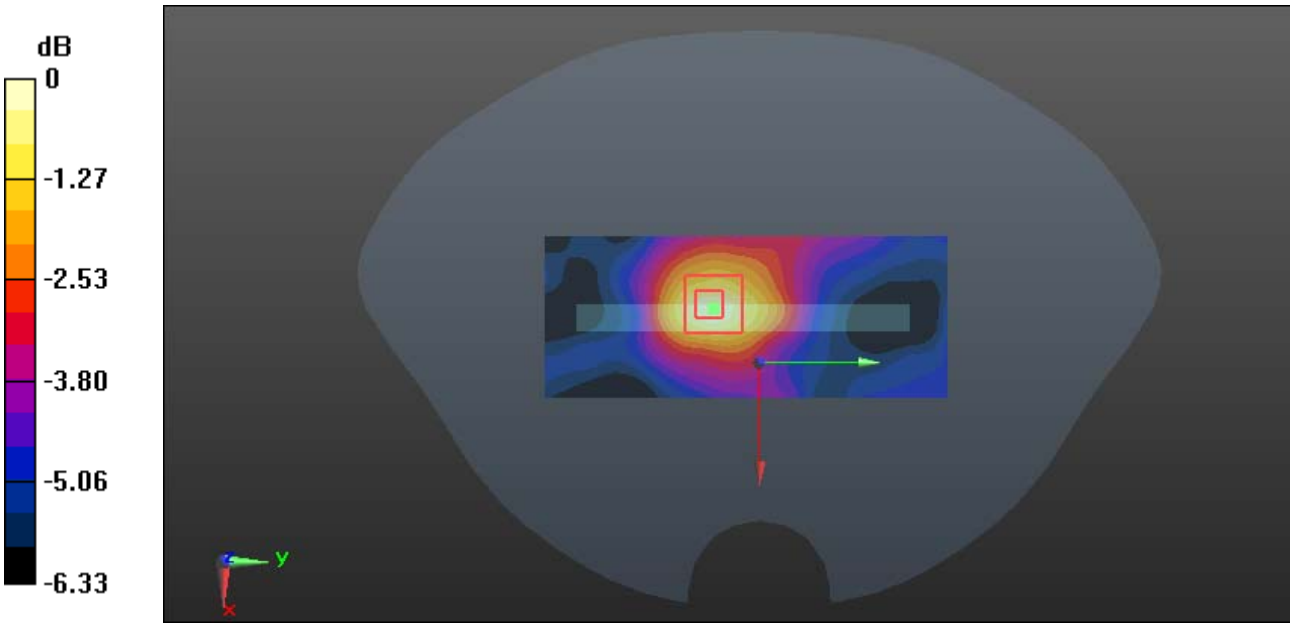

0 dB = 0.0314 W/kg = -15.03 dBW/kg

Test Plot 49#: WCDMA Band 4_Body Right_Middle

DUT: Mobile Phone; Type: Nitro 4X; Serial: 19040100120

Communication System: WCDMA; Frequency: 1732.6 MHz;Duty Cycle: 1:1
Medium parameters used: f = 1732.6 MHz; σ = 1.527 S/m; ε_r = 52.814; ρ = 1000 kg/m^3 ;
Phantom section: Flat Section

DASY5 Configuration:

- Probe: EX3DV4 - SN7441; ConvF(8.01, 8.01, 8.01); Calibrated: 2018/12/13;
- Sensor-Surface: 1.4mm (Mechanical Surface Detection)
- Electronics: DAE3 Sn471; Calibrated: 2018/12/3
- Phantom: SAM (30deg probe tilt) with CRP v5.0_20150321; Type: QD000P40CD; Serial: TP:1874
- Measurement SW: DASY52, Version 52.8 (8);

Area Scan (41x101x1): Interpolated grid: dx=1.500 mm, dy=1.500 mm
Maximum value of SAR (interpolated) = 0.408 W/kg

Zoom Scan (5x6x7)/Cube 0: Measurement grid: dx=8mm, dy=8mm, dz=5mm
Reference Value = 9.477 V/m; Power Drift = -0.05 dB
Peak SAR (extrapolated) = 0.463 W/kg
SAR(1 g) = 0.280 W/kg; SAR(10 g) = 0.167 W/kg
Maximum value of SAR (measured) = 0.388 W/kg

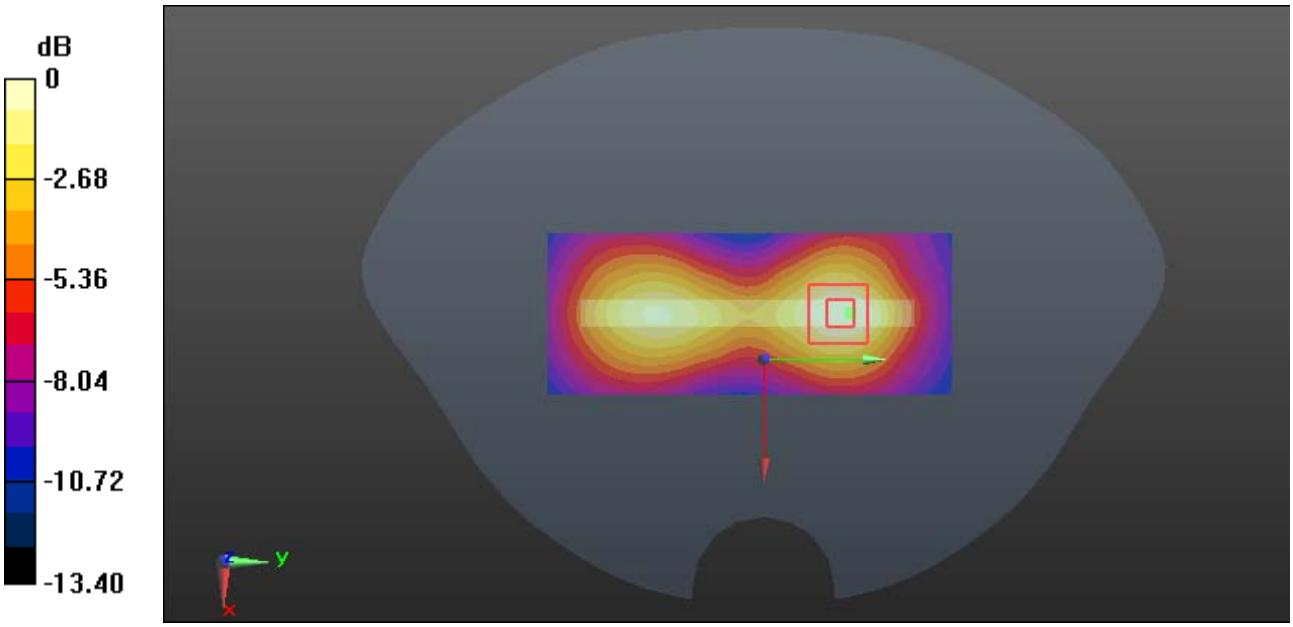

0 dB = 0.388 W/kg = -4.11 dBW/kg

Test Plot 50#: WCDMA Band 4_Body Bottom_Middle

DUT: Mobile Phone; Type: Nitro 4X; Serial: 19040100120

Communication System: WCDMA; Frequency: 1732.6 MHz;Duty Cycle: 1:1
Medium parameters used: f = 1732.6 MHz; σ = 1.527 S/m; ε_r = 52.814; ρ = 1000 kg/m^3 ;
Phantom section: Flat Section

DASY5 Configuration:

- Probe: EX3DV4 - SN7441; ConvF(8.01, 8.01, 8.01); Calibrated: 2018/12/13;
- Sensor-Surface: 1.4mm (Mechanical Surface Detection)
- Electronics: DAE3 Sn471; Calibrated: 2018/12/3
- Phantom: SAM (30deg probe tilt) with CRP v5.0_20150321; Type: QD000P40CD; Serial: TP:1874
- Measurement SW: DASY52, Version 52.8 (8);

Area Scan (41x61x1): Interpolated grid: dx=1.500 mm, dy=1.500 mm
Maximum value of SAR (interpolated) = 1.18 W/kg

Zoom Scan (5x5x7)/Cube 0: Measurement grid: dx=8mm, dy=8mm, dz=5mm
Reference Value = 16.53 V/m; Power Drift = -0.11 dB
Peak SAR (extrapolated) = 1.26 W/kg
SAR(1 g) = 0.685 W/kg; SAR(10 g) = 0.350 W/kg
Maximum value of SAR (measured) = 1.03 W/kg

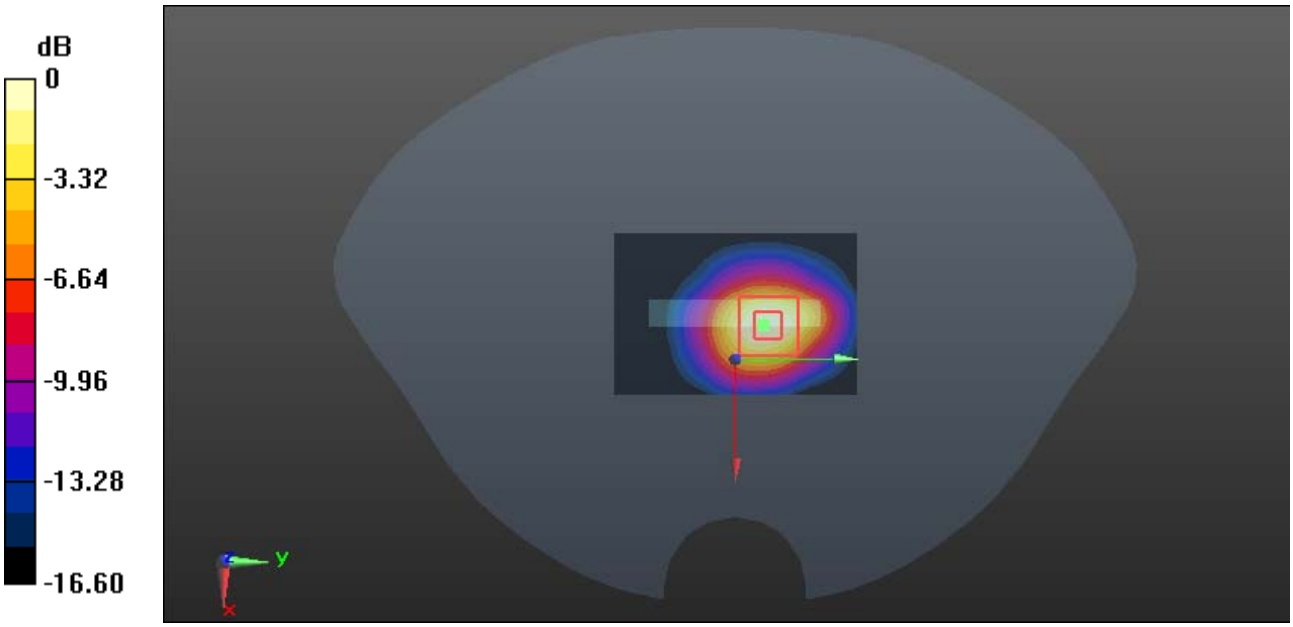

0 dB = 1.03 W/kg = 0.13 dBW/kg

Test Plot 51#: WCDMA Band 5_Head Left Cheek_Middle

DUT: Mobile Phone; Type: Nitro 4X; Serial: 19040100120

Communication System: WCDMA; Frequency: 836.6 MHz;Duty Cycle: 1:1
Medium parameters used: f = 836.6 MHz; σ = 0.879 S/m; ε_r = 42.081; ρ = 1000 kg/m^3 ;
Phantom section: Left Section

DASY5 Configuration:

- Probe: EX3DV4 - SN7441; ConvF(10.05, 10.05, 10.05); Calibrated: 2018/12/13;
- Sensor-Surface: 1.4mm (Mechanical Surface Detection)
- Electronics: DAE3 Sn471; Calibrated: 2018/12/3
- Phantom: SAM (30deg probe tilt) with CRP v5.0_20150321; Type: QD000P40CD; Serial: TP:1874
- Measurement SW: DASY52, Version 52.8 (8);

Area Scan (61x91x1): Interpolated grid: dx=1.500 mm, dy=1.500 mm
Maximum value of SAR (interpolated) = 0.174 W/kg

Zoom Scan (6x6x7)/Cube 0: Measurement grid: dx=8mm, dy=8mm, dz=5mm
Reference Value = 3.804 V/m; Power Drift = -0.11 dB
Peak SAR (extrapolated) = 0.171 W/kg
SAR(1 g) = 0.138 W/kg; SAR(10 g) = 0.107 W/kg
Maximum value of SAR (measured) = 0.160 W/kg

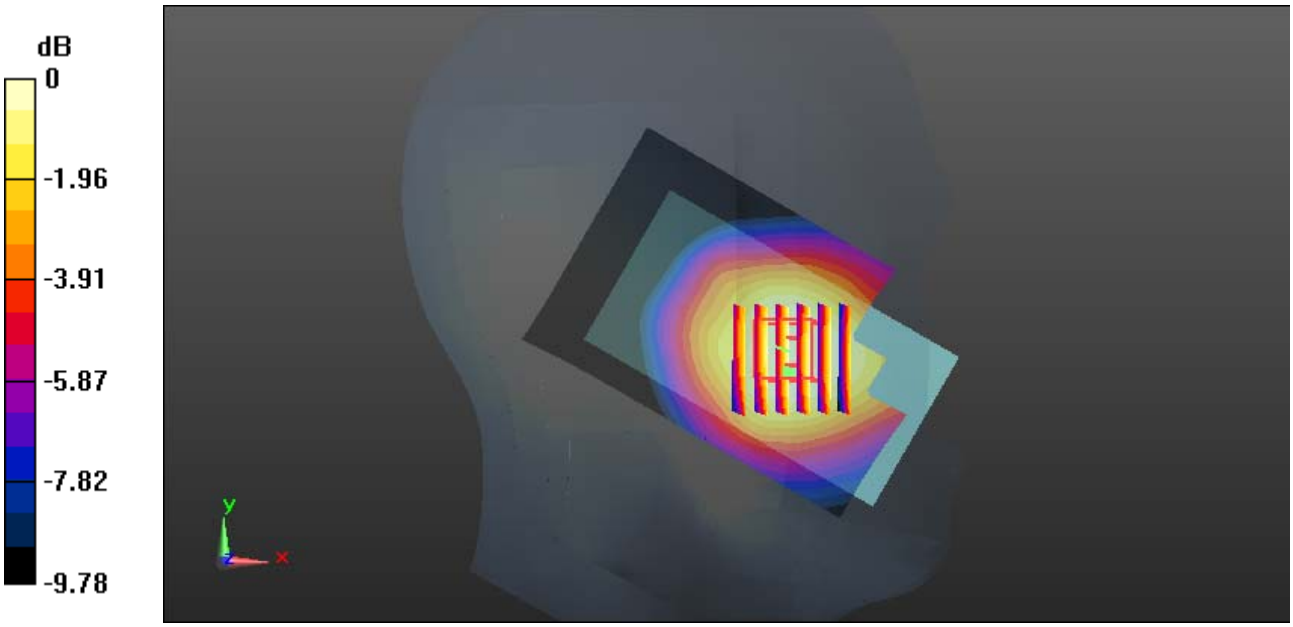

0 dB = 0.160 W/kg = -7.96 dBW/kg

Test Plot 52#: WCDMA Band 5_Head Left Tilt_Middle

DUT: Mobile Phone; Type: Nitro 4X; Serial: 19040100120

Communication System: WCDMA; Frequency: 836.6 MHz;Duty Cycle: 1:1
Medium parameters used: f = 836.6 MHz; σ = 0.879 S/m; ε_r = 42.081; ρ = 1000 kg/m^3 ;
Phantom section: Left Section

DASY5 Configuration:

- Probe: EX3DV4 - SN7441; ConvF(10.05, 10.05, 10.05); Calibrated: 2018/12/13;
- Sensor-Surface: 1.4mm (Mechanical Surface Detection)
- Electronics: DAE3 Sn471; Calibrated: 2018/12/3
- Phantom: SAM (30deg probe tilt) with CRP v5.0_20150321; Type: QD000P40CD; Serial: TP:1874
- Measurement SW: DASY52, Version 52.8 (8);

Area Scan (61x91x1): Interpolated grid: dx=1.500 mm, dy=1.500 mm
Maximum value of SAR (interpolated) = 0.100 W/kg

Zoom Scan (6x6x7)/Cube 0: Measurement grid: dx=8mm, dy=8mm, dz=5mm
Reference Value = 5.218 V/m; Power Drift = 0.10 dB
Peak SAR (extrapolated) = 0.102 W/kg
SAR(1 g) = 0.086 W/kg; SAR(10 g) = 0.068 W/kg
Maximum value of SAR (measured) = 0.0960 W/kg



0 dB = 0.0960 W/kg = -10.18 dBW/kg

Test Plot 53#: WCDMA Band 5_Head Right Cheek_Low

DUT: Mobile Phone; Type: Nitro 4X; Serial: 19040100120

Communication System: WCDMA; Frequency: 826.4 MHz;Duty Cycle: 1:1
Medium parameters used: f = 826.4 MHz; σ = 0.873 S/m; ε_r = 42.368; ρ = 1000 kg/m^3 ;
Phantom section: Right Section

DASY5 Configuration:

- Probe: EX3DV4 - SN7441; ConvF(10.05, 10.05, 10.05); Calibrated: 2018/12/13;
- Sensor-Surface: 1.4mm (Mechanical Surface Detection)
- Electronics: DAE3 Sn471; Calibrated: 2018/12/3
- Phantom: SAM (30deg probe tilt) with CRP v5.0_20150321; Type: QD000P40CD; Serial: TP:1874
- Measurement SW: DASY52, Version 52.8 (8);

Area Scan (61x91x1): Interpolated grid: dx=1.500 mm, dy=1.500 mm
Maximum value of SAR (interpolated) = 0.157 W/kg

Zoom Scan (5x5x7)/Cube 0: Measurement grid: dx=8mm, dy=8mm, dz=5mm
Reference Value = 4.606 V/m; Power Drift = -0.06 dB
Peak SAR (extrapolated) = 0.162 W/kg
SAR(1 g) = 0.129 W/kg; SAR(10 g) = 0.101 W/kg
Maximum value of SAR (measured) = 0.150 W/kg



0 dB = 0.150 W/kg = -8.24 dBW/kg

Test Plot 54#: WCDMA Band 5_Head Right Cheek_Middle

DUT: Mobile Phone; Type: Nitro 4X; Serial: 19040100120

Communication System: WCDMA; Frequency: 836.6 MHz;Duty Cycle: 1:1
Medium parameters used: f = 836.6 MHz; σ = 0.879 S/m; ε_r = 42.081; ρ = 1000 kg/m^3 ;
Phantom section: Right Section

DASY5 Configuration:

- Probe: EX3DV4 - SN7441; ConvF(10.05, 10.05, 10.05); Calibrated: 2018/12/13;
- Sensor-Surface: 1.4mm (Mechanical Surface Detection)
- Electronics: DAE3 Sn471; Calibrated: 2018/12/3
- Phantom: SAM (30deg probe tilt) with CRP v5.0_20150321; Type: QD000P40CD; Serial: TP:1874
- Measurement SW: DASY52, Version 52.8 (8);

Area Scan (61x91x1): Interpolated grid: dx=1.500 mm, dy=1.500 mm
Maximum value of SAR (interpolated) = 0.201 W/kg

Zoom Scan (5x5x7)/Cube 0: Measurement grid: dx=8mm, dy=8mm, dz=5mm
Reference Value = 4.708 V/m; Power Drift = -0.10 dB
Peak SAR (extrapolated) = 0.220 W/kg
SAR(1 g) = 0.157 W/kg; SAR(10 g) = 0.116 W/kg
Maximum value of SAR (measured) = 0.192 W/kg

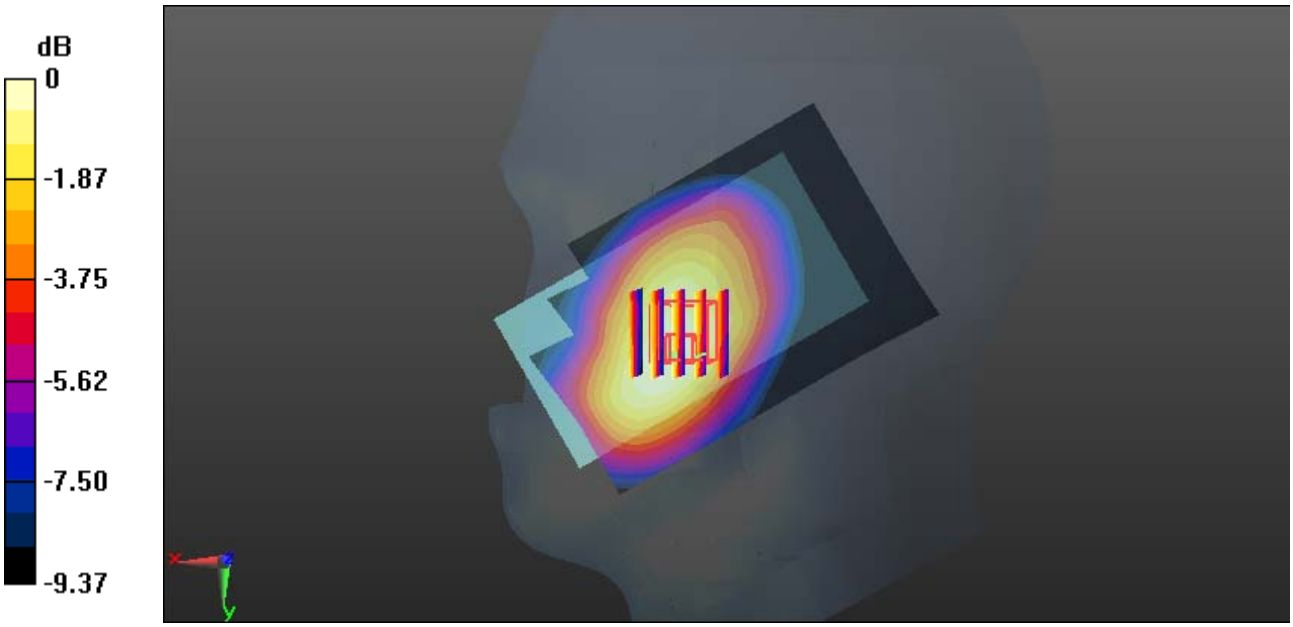

0 dB = 0.192 W/kg = -7.17 dBW/kg

Test Plot 55#: WCDMA Band 5_Head Right Cheek_High

DUT: Mobile Phone; Type: Nitro 4X; Serial: 19040100120

Communication System: WCDMA; Frequency: 846.6 MHz;Duty Cycle: 1:1
Medium parameters used: f = 846.6 MHz; σ = 0.884 S/m; ε_r = 42.035; ρ = 1000 kg/m^3 ;
Phantom section: Right Section

DASY5 Configuration:

- Probe: EX3DV4 - SN7441; ConvF(10.05, 10.05, 10.05); Calibrated: 2018/12/13;
- Sensor-Surface: 1.4mm (Mechanical Surface Detection)
- Electronics: DAE3 Sn471; Calibrated: 2018/12/3
- Phantom: SAM (30deg probe tilt) with CRP v5.0_20150321; Type: QD000P40CD; Serial: TP:1874
- Measurement SW: DASY52, Version 52.8 (8);

Area Scan (61x91x1): Interpolated grid: dx=1.500 mm, dy=1.500 mm
Maximum value of SAR (interpolated) = 0.136 W/kg

Zoom Scan (5x5x7)/Cube 0: Measurement grid: dx=8mm, dy=8mm, dz=5mm
Reference Value = 4.013 V/m; Power Drift = 0.10 dB
Peak SAR (extrapolated) = 0.141 W/kg
SAR(1 g) = 0.111 W/kg; SAR(10 g) = 0.086 W/kg
Maximum value of SAR (measured) = 0.129 W/kg



0 dB = 0.129 W/kg = -8.89 dBW/kg

Test Plot 56#: WCDMA Band 5_Head Right Tilt_Middle

DUT: Mobile Phone; Type: Nitro 4X; Serial: 19040100120

Communication System: WCDMA; Frequency: 836.6 MHz;Duty Cycle: 1:1
Medium parameters used: f = 836.6 MHz; σ = 0.879 S/m; ε_r = 42.081; ρ = 1000 kg/m^3 ;
Phantom section: Right Section

DASY5 Configuration:

- Probe: EX3DV4 - SN7441; ConvF(10.05, 10.05, 10.05); Calibrated: 2018/12/13;
- Sensor-Surface: 1.4mm (Mechanical Surface Detection)
- Electronics: DAE3 Sn471; Calibrated: 2018/12/3
- Phantom: SAM (30deg probe tilt) with CRP v5.0_20150321; Type: QD000P40CD; Serial: TP:1874
- Measurement SW: DASY52, Version 52.8 (8);

Area Scan (61x91x1): Interpolated grid: dx=1.500 mm, dy=1.500 mm
Maximum value of SAR (interpolated) = 0.120 W/kg

Zoom Scan (5x5x7)/Cube 0: Measurement grid: dx=8mm, dy=8mm, dz=5mm
Reference Value = 5.499 V/m; Power Drift = 0.16 dB
Peak SAR (extrapolated) = 0.122 W/kg
SAR(1 g) = 0.100 W/kg; SAR(10 g) = 0.079 W/kg
Maximum value of SAR (measured) = 0.114 W/kg



0 dB = 0.114 W/kg = -9.43 dBW/kg

Test Plot 57#: WCDMA Band 5_Body Back_Low

DUT: Mobile Phone; Type: Nitro 4X; Serial: 19040100120

Communication System: WCDMA; Frequency: 826.4 MHz;Duty Cycle: 1:1
Medium parameters used: f = 826.4 MHz; σ = 0.951 S/m; ε_r = 57.231; ρ = 1000 kg/m^3 ;
Phantom section: Flat Section

DASY5 Configuration:

- Probe: EX3DV4 - SN7441; ConvF(10.19, 10.19, 10.19); Calibrated: 2018/12/13;
- Sensor-Surface: 1.4mm (Mechanical Surface Detection)
- Electronics: DAE3 Sn471; Calibrated: 2018/12/3
- Phantom: SAM (30deg probe tilt) with CRP v5.0_20150321; Type: QD000P40CD; Serial: TP:1874
- Measurement SW: DASY52, Version 52.8 (8);

Area Scan (61x101x1): Interpolated grid: dx=1.500 mm, dy=1.500 mm
Maximum value of SAR (interpolated) = 0.446 W/kg

Zoom Scan (6x6x7)/Cube 0: Measurement grid: dx=8mm, dy=8mm, dz=5mm
Reference Value = 18.05 V/m; Power Drift = -0.16 dB
Peak SAR (extrapolated) = 0.481 W/kg
SAR(1 g) = 0.335 W/kg; SAR(10 g) = 0.240 W/kg
Maximum value of SAR (measured) = 0.425 W/kg

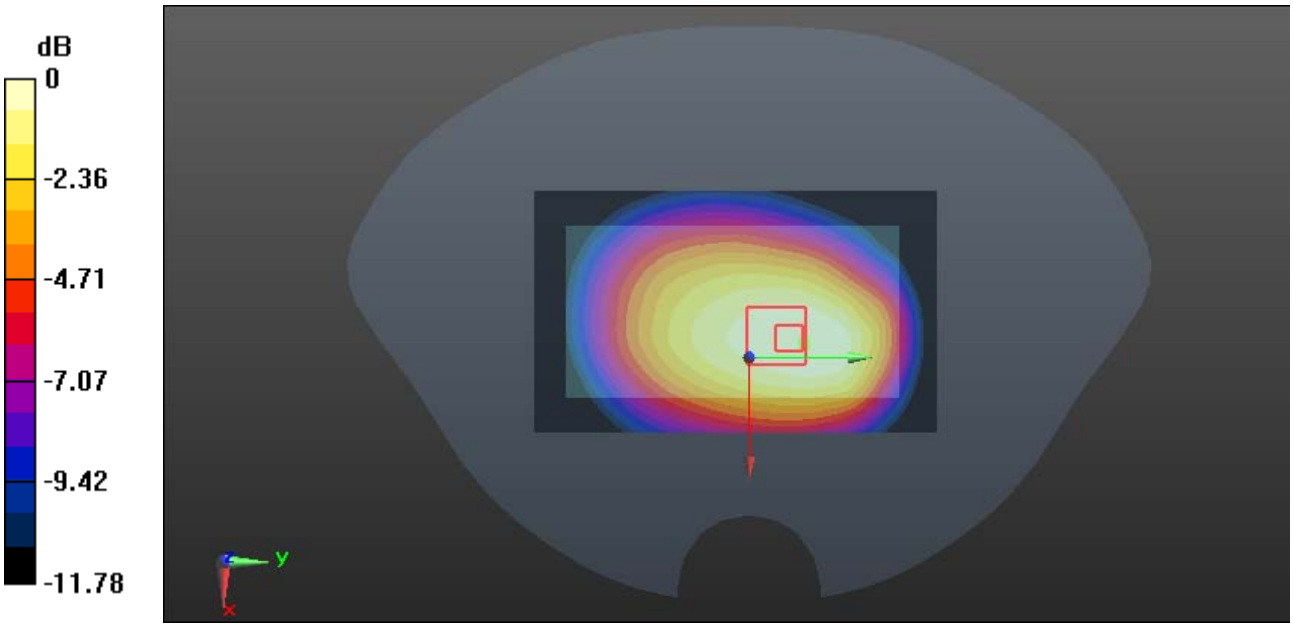

0 dB = 0.425 W/kg = -3.72 dBW/kg

Test Plot 58#: WCDMA Band 5_Body Back_Middle

DUT: Mobile Phone; Type: Nitro 4X; Serial: 19040100120

Communication System: WCDMA; Frequency: 836.6 MHz;Duty Cycle: 1:1
Medium parameters used: f = 836.6 MHz; σ = 0.958 S/m; ε_r = 56.985; ρ = 1000 kg/m^3 ;
Phantom section: Flat Section

DASY5 Configuration:

- Probe: EX3DV4 - SN7441; ConvF(10.19, 10.19, 10.19); Calibrated: 2018/12/13;
- Sensor-Surface: 1.4mm (Mechanical Surface Detection)
- Electronics: DAE3 Sn471; Calibrated: 2018/12/3
- Phantom: SAM (30deg probe tilt) with CRP v5.0_20150321; Type: QD000P40CD; Serial: TP:1874
- Measurement SW: DASY52, Version 52.8 (8);

Area Scan (61x101x1): Interpolated grid: dx=1.500 mm, dy=1.500 mm
Maximum value of SAR (interpolated) = 0.307 W/kg

Zoom Scan (6x6x7)/Cube 0: Measurement grid: dx=8mm, dy=8mm, dz=5mm
Reference Value = 15.24 V/m; Power Drift = 0.02 dB
Peak SAR (extrapolated) = 0.334 W/kg
SAR(1 g) = 0.234 W/kg; SAR(10 g) = 0.171 W/kg
Maximum value of SAR (measured) = 0.296 W/kg

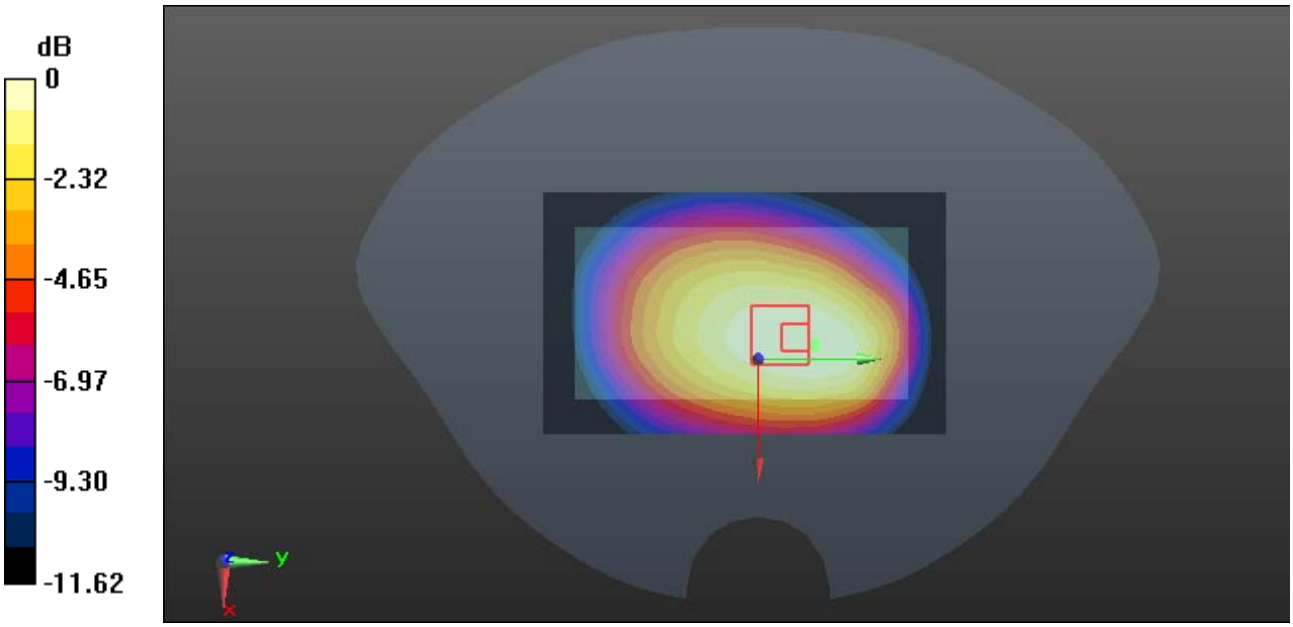

0 dB = 0.296 W/kg = -5.29 dBW/kg

Test Plot 59#: WCDMA Band 5_Body Back_High

DUT: Mobile Phone; Type: Nitro 4X; Serial: 19040100120

Communication System: WCDMA; Frequency: 846.6 MHz;Duty Cycle: 1:1
Medium parameters used: f = 846.6 MHz; σ = 0.966 S/m; ε_r = 56.857; ρ = 1000 kg/m^3 ;
Phantom section: Flat Section

DASY5 Configuration:

- Probe: EX3DV4 - SN7441; ConvF(10.19, 10.19, 10.19); Calibrated: 2018/12/13;
- Sensor-Surface: 1.4mm (Mechanical Surface Detection)
- Electronics: DAE3 Sn471; Calibrated: 2018/12/3
- Phantom: SAM (30deg probe tilt) with CRP v5.0_20150321; Type: QD000P40CD; Serial: TP:1874
- Measurement SW: DASY52, Version 52.8 (8);

Area Scan (61x101x1): Interpolated grid: dx=1.500 mm, dy=1.500 mm
Maximum value of SAR (interpolated) = 0.398 W/kg

Zoom Scan (6x6x7)/Cube 0: Measurement grid: dx=8mm, dy=8mm, dz=5mm
Reference Value = 16.96 V/m; Power Drift = 0.09 dB
Peak SAR (extrapolated) = 0.447 W/kg
SAR(1 g) = 0.315 W/kg; SAR(10 g) = 0.227 W/kg
Maximum value of SAR (measured) = 0.396 W/kg

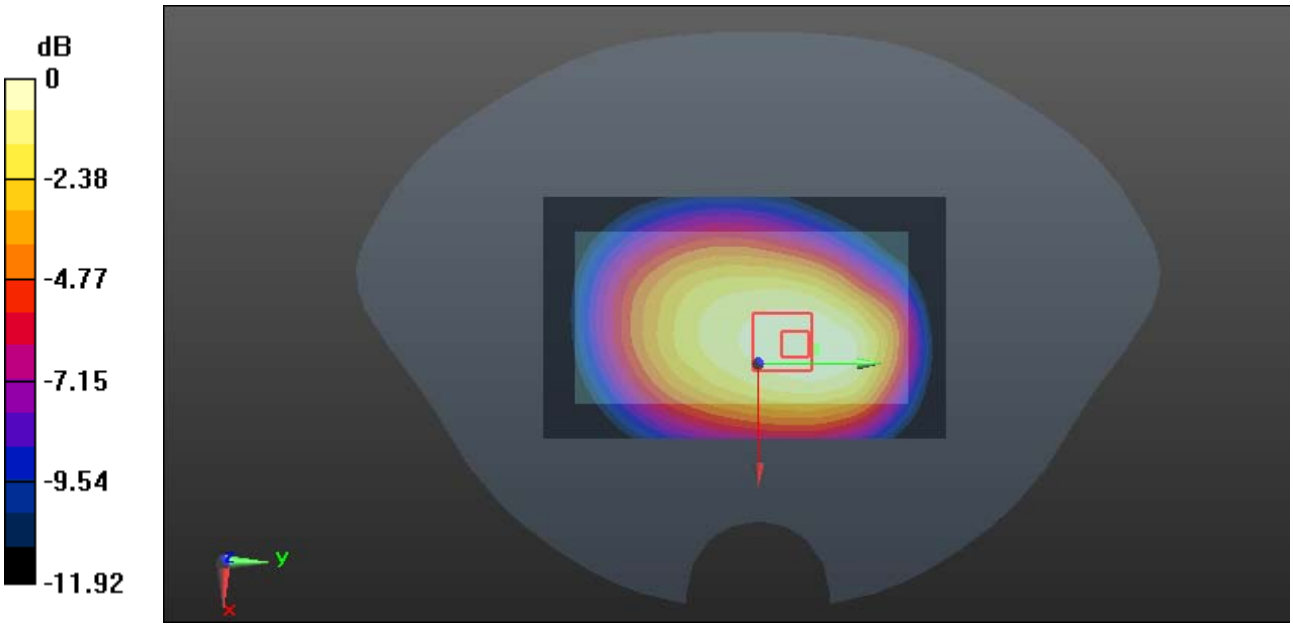

0 dB = 0.396 W/kg = -4.02 dBW/kg

Test Plot 60#: WCDMA Band 5_Body Left_Middle

DUT: Mobile Phone; Type: Nitro 4X; Serial: 19040100120

Communication System: WCDMA; Frequency: 836.6 MHz;Duty Cycle: 1:1
Medium parameters used: f = 836.6 MHz; σ = 0.958 S/m; ε_r = 56.985; ρ = 1000 kg/m^3 ;
Phantom section: Flat Section

DASY5 Configuration:

- Probe: EX3DV4 - SN7441; ConvF(10.19, 10.19, 10.19); Calibrated: 2018/12/13;
- Sensor-Surface: 1.4mm (Mechanical Surface Detection)
- Electronics: DAE3 Sn471; Calibrated: 2018/12/3
- Phantom: SAM (30deg probe tilt) with CRP v5.0_20150321; Type: QD000P40CD; Serial: TP:1874
- Measurement SW: DASY52, Version 52.8 (8);

Area Scan (41x101x1): Interpolated grid: dx=1.500 mm, dy=1.500 mm
Maximum value of SAR (interpolated) = 0.0174 W/kg

Zoom Scan (5x5x7)/Cube 0: Measurement grid: dx=8mm, dy=8mm, dz=5mm
Reference Value = 4.069 V/m; Power Drift = -0.18 dB
Peak SAR (extrapolated) = 0.0190 W/kg
SAR(1 g) = 0.014 W/kg; SAR(10 g) = 0.011 W/kg
Maximum value of SAR (measured) = 0.0172 W/kg

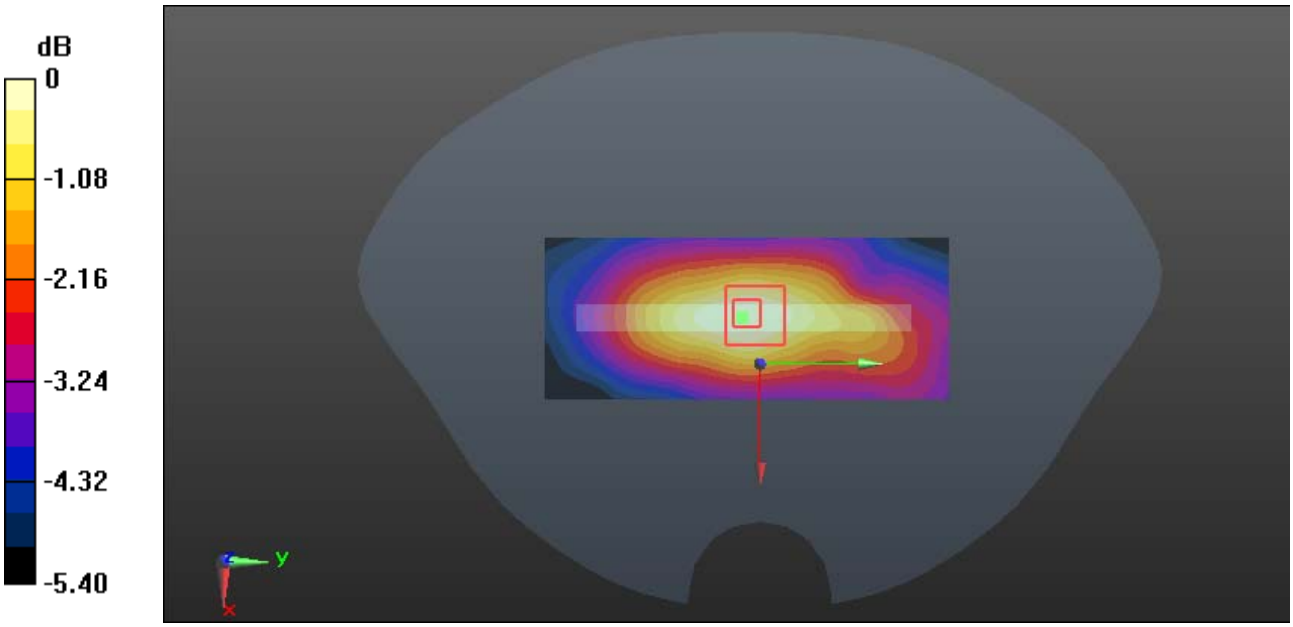

0 dB = 0.0172 W/kg = -17.64 dBW/kg

Test Plot 61#: WCDMA Band 5_Body Right_Middle

DUT: Mobile Phone; Type: Nitro 4X; Serial: 19040100120

Communication System: WCDMA; Frequency: 836.6 MHz;Duty Cycle: 1:1
Medium parameters used: f = 836.6 MHz; σ = 0.958 S/m; ε_r = 56.985; ρ = 1000 kg/m^3 ;
Phantom section: Flat Section

DASY5 Configuration:

- Probe: EX3DV4 - SN7441; ConvF(10.19, 10.19, 10.19); Calibrated: 2018/12/13;
- Sensor-Surface: 1.4mm (Mechanical Surface Detection)
- Electronics: DAE3 Sn471; Calibrated: 2018/12/3
- Phantom: SAM (30deg probe tilt) with CRP v5.0_20150321; Type: QD000P40CD; Serial: TP:1874
- Measurement SW: DASY52, Version 52.8 (8);

Area Scan (41x101x1): Interpolated grid: dx=1.500 mm, dy=1.500 mm
Maximum value of SAR (interpolated) = 0.0914 W/kg

Zoom Scan (5x5x7)/Cube 0: Measurement grid: dx=8mm, dy=8mm, dz=5mm
Reference Value = 8.718 V/m; Power Drift = 0.11 dB
Peak SAR (extrapolated) = 0.101 W/kg
SAR(1 g) = 0.069 W/kg; SAR(10 g) = 0.049 W/kg
Maximum value of SAR (measured) = 0.0894 W/kg

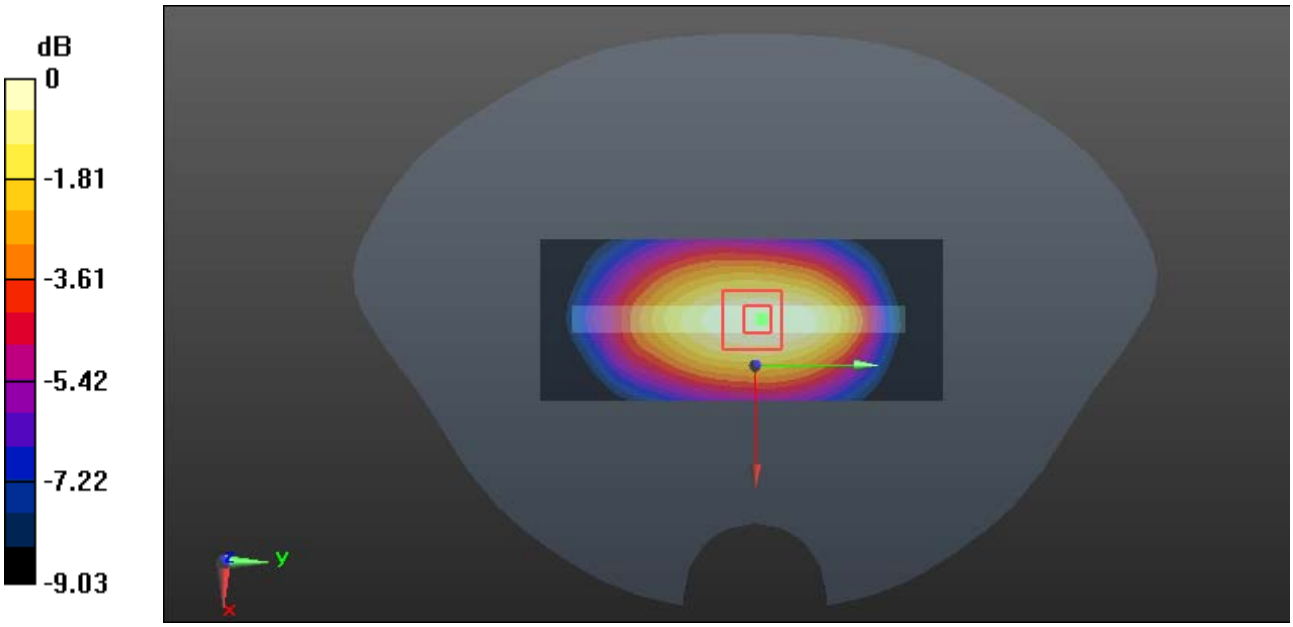

0 dB = 0.0894 W/kg = -10.49 dBW/kg

Test Plot 62#: WCDMA Band 5_Body Bottom_Middle

DUT: Mobile Phone; Type: Nitro 4X; Serial: 19040100120

Communication System: WCDMA; Frequency: 836.6 MHz;Duty Cycle: 1:1
Medium parameters used: f = 836.6 MHz; σ = 0.958 S/m; ε_r = 56.985; ρ = 1000 kg/m^3 ;
Phantom section: Flat Section

DASY5 Configuration:

- Probe: EX3DV4 - SN7441; ConvF(10.19, 10.19, 10.19); Calibrated: 2018/12/13;
- Sensor-Surface: 1.4mm (Mechanical Surface Detection)
- Electronics: DAE3 Sn471; Calibrated: 2018/12/3
- Phantom: SAM (30deg probe tilt) with CRP v5.0_20150321; Type: QD000P40CD; Serial: TP:1874
- Measurement SW: DASY52, Version 52.8 (8);

Area Scan (41x61x1): Interpolated grid: dx=1.500 mm, dy=1.500 mm
Maximum value of SAR (interpolated) = 0.0203 W/kg

Zoom Scan (5x5x7)/Cube 0: Measurement grid: dx=8mm, dy=8mm, dz=5mm
Reference Value = 3.518 V/m; Power Drift = 0.11 dB
Peak SAR (extrapolated) = 0.0300 W/kg
SAR(1 g) = 0.016 W/kg; SAR(10 g) = 0.011 W/kg
Maximum value of SAR (measured) = 0.0230 W/kg

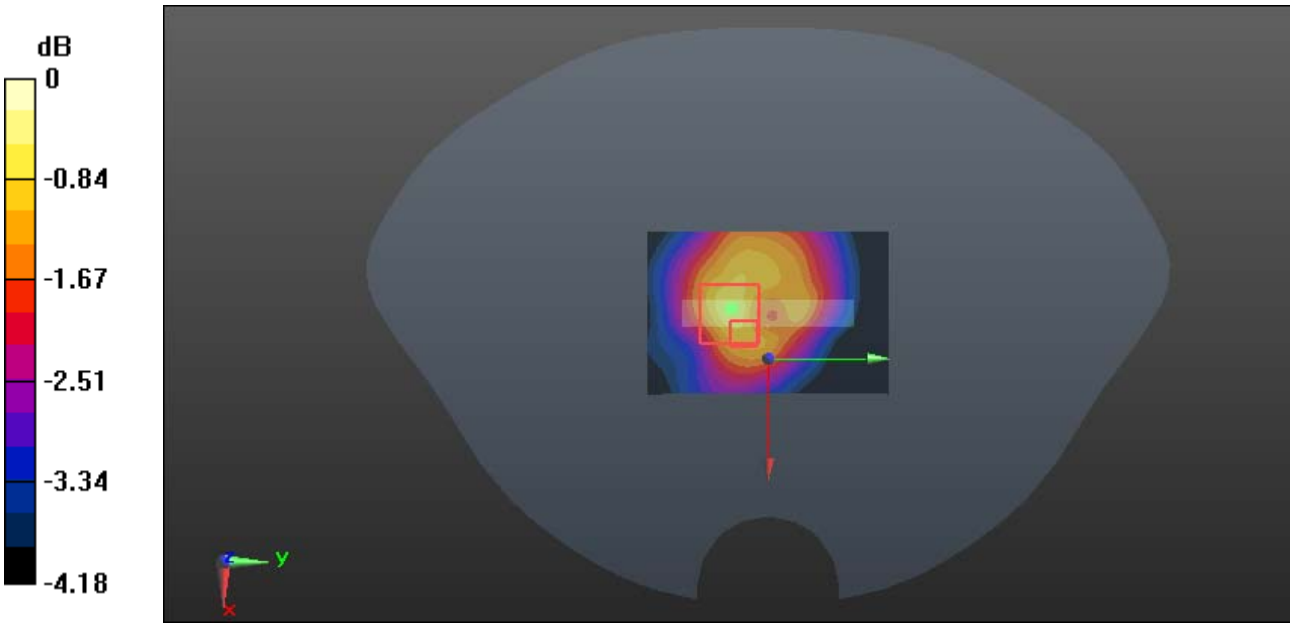

0 dB = 0.0230 W/kg = -16.38 dBW/kg

Test Plot 63#: WLAN 2.4G Mode B_Head Left Cheek_Middle

DUT: Mobile Phone; Type: Nitro 4X; Serial: 19040100120

Communication System: IEEE 802.11b WiFi 2.4 GHz; Frequency: 2437 MHz;Duty Cycle: 1:1
Medium parameters used: f = 2437 MHz; σ = 1.762 S/m; ε_r = 40.167; ρ = 1000 kg/m^3
Phantom section: Left Section

DASY5 Configuration:

- Probe: EX3DV4 - SN7441; ConvF(7.49, 7.49, 7.49); Calibrated: 2018/12/13;
- Sensor-Surface: 1.4mm (Mechanical Surface Detection)
- Electronics: DAE3 Sn471; Calibrated: 2018/12/3
- Phantom: SAM (30deg probe tilt) with CRP v5.0_20150321; Type: QD000P40CD; Serial: TP:1874
- Measurement SW: DASY52, Version 52.8 (8);

Area Scan (71x121x1): Interpolated grid: dx=1.200 mm, dy=1.200 mm
Maximum value of SAR (interpolated) = 0.403 W/kg

Zoom Scan (6x6x7)/Cube 0: Measurement grid: dx=8mm, dy=8mm, dz=5mm
Reference Value = 12.07 V/m; Power Drift = -0.12 dB
Peak SAR (extrapolated) = 0.462 W/kg
SAR(1 g) = 0.230 W/kg; SAR(10 g) = 0.133 W/kg
Maximum value of SAR (measured) = 0.356 W/kg

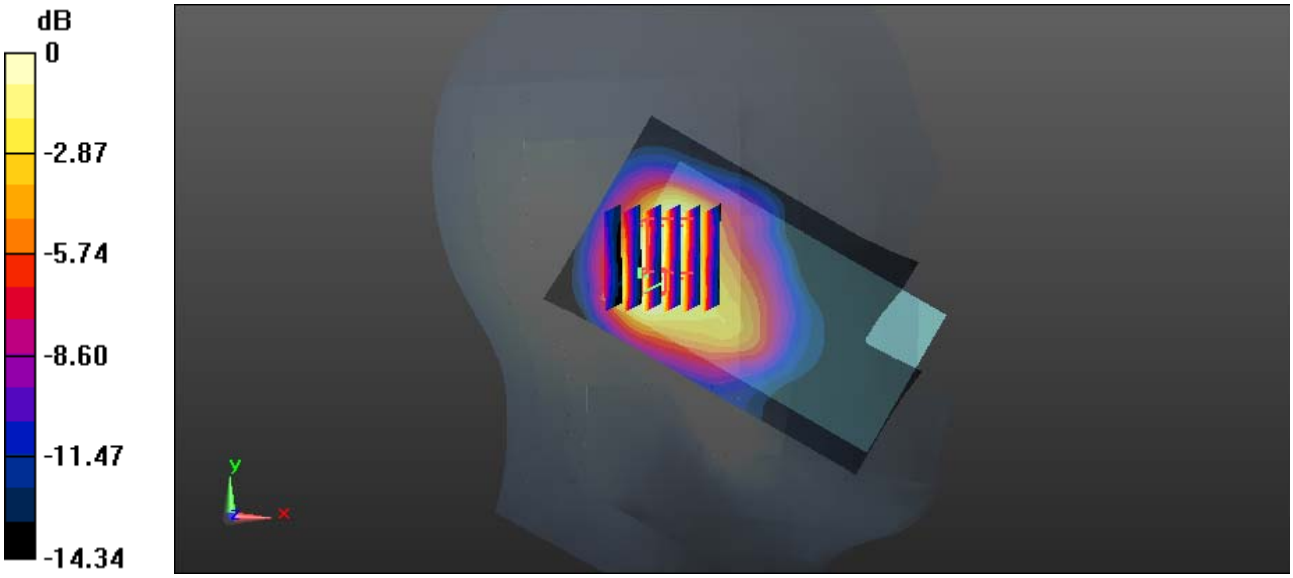

0 dB = 0.356 W/kg = -4.49 dBW/kg

Test Plot 64#: WLAN 2.4G Mode B_Head Left Tilt_Middle

DUT: Mobile Phone; Type: Nitro 4X; Serial: 19040100120

Communication System: IEEE 802.11b WiFi 2.4 GHz; Frequency: 2437 MHz;Duty Cycle: 1:1
Medium parameters used: f = 2437 MHz; σ = 1.762 S/m; ε_r = 40.167; ρ = 1000 kg/m^3
Phantom section: Left Section

DASY5 Configuration:

- Probe: EX3DV4 - SN7441; ConvF(7.49, 7.49, 7.49); Calibrated: 2018/12/13;
- Sensor-Surface: 1.4mm (Mechanical Surface Detection)
- Electronics: DAE3 Sn471; Calibrated: 2018/12/3
- Phantom: SAM (30deg probe tilt) with CRP v5.0_20150321; Type: QD000P40CD; Serial: TP:1874
- Measurement SW: DASY52, Version 52.8 (8);

Area Scan (71x121x1): Interpolated grid: dx=1.200 mm, dy=1.200 mm
Maximum value of SAR (interpolated) = 0.345 W/kg

Zoom Scan (5x5x7)/Cube 0: Measurement grid: dx=8mm, dy=8mm, dz=5mm
Reference Value = 10.92 V/m; Power Drift = -0.04 dB
Peak SAR (extrapolated) = 0.380 W/kg
SAR(1 g) = 0.210 W/kg; SAR(10 g) = 0.113 W/kg
Maximum value of SAR (measured) = 0.314 W/kg

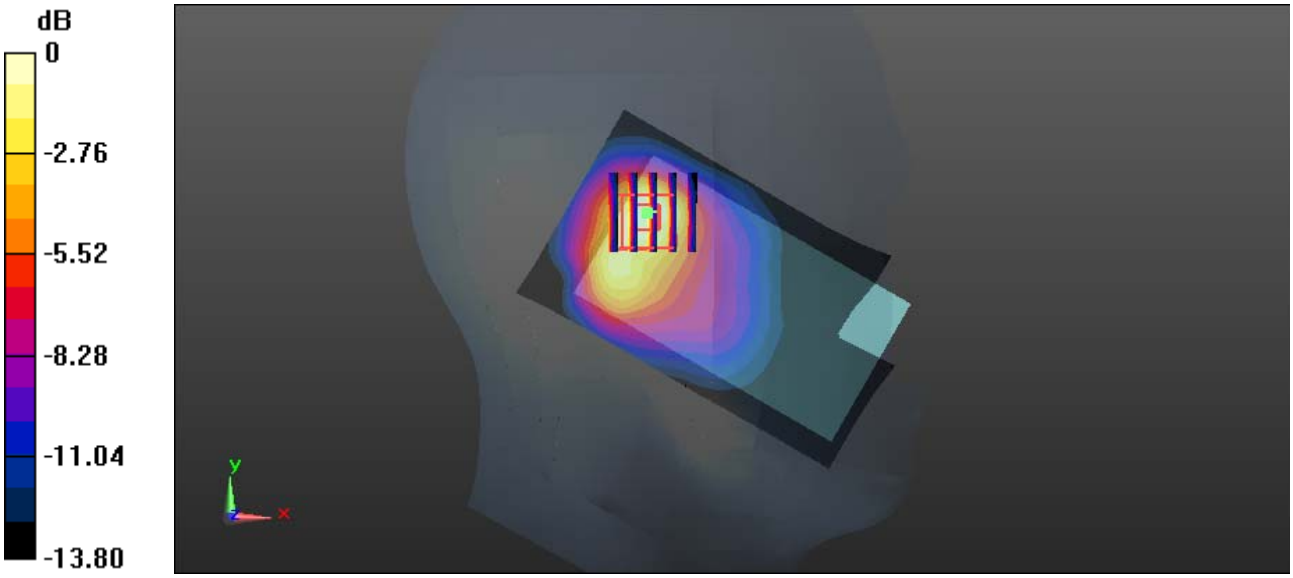

0 dB = 0.314 W/kg = -5.03 dBW/kg

Test Plot 65#: WLAN 2.4G Mode B_Head Right Cheek_Low

DUT: Mobile Phone; Type: Nitro 4X; Serial: 19040100120

Communication System: IEEE 802.11b WiFi 2.4 GHz; Frequency: 2412 MHz;Duty Cycle: 1:1
Medium parameters used: f = 2412 MHz; σ = 1.741 S/m; ε_r = 40.219; ρ = 1000 kg/m^3
Phantom section: Right Section

DASY5 Configuration:

- Probe: EX3DV4 - SN7441; ConvF(7.49, 7.49, 7.49); Calibrated: 2018/12/13;
- Sensor-Surface: 1.4mm (Mechanical Surface Detection)
- Electronics: DAE3 Sn471; Calibrated: 2018/12/3
- Phantom: SAM (30deg probe tilt) with CRP v5.0_20150321; Type: QD000P40CD; Serial: TP:1874
- Measurement SW: DASY52, Version 52.8 (8);

Area Scan (71x121x1): Interpolated grid: dx=1.200 mm, dy=1.200 mm
Maximum value of SAR (interpolated) = 0.696 W/kg

Zoom Scan (5x5x7)/Cube 0: Measurement grid: dx=8mm, dy=8mm, dz=5mm
Reference Value = 7.523 V/m; Power Drift = 0.17 dB
Peak SAR (extrapolated) = 0.798 W/kg
SAR(1 g) = 0.379 W/kg; SAR(10 g) = 0.183 W/kg
Maximum value of SAR (measured) = 0.609 W/kg

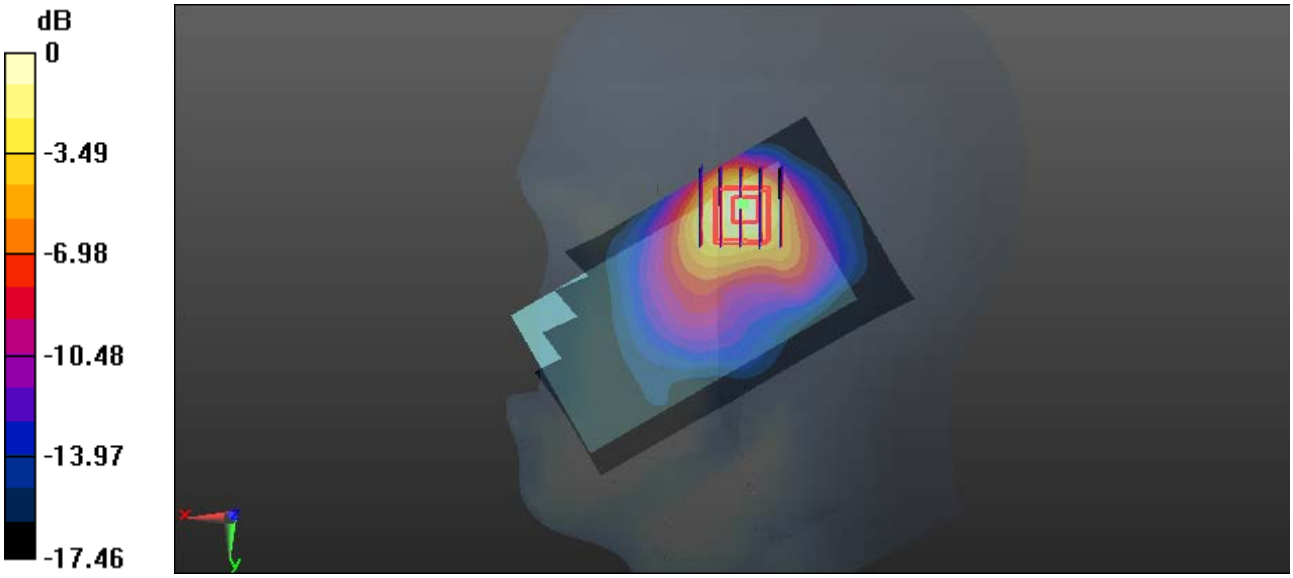

0 dB = 0.609 W/kg = -2.15 dBW/kg

Test Plot 66#: WLAN 2.4G Mode B_Head Right Cheek_Middle

DUT: Mobile Phone; Type: Nitro 4X; Serial: 19040100120

Communication System: IEEE 802.11b WiFi 2.4 GHz; Frequency: 2437 MHz;Duty Cycle: 1:1
Medium parameters used: f = 2437 MHz; σ = 1.762 S/m; ε_r = 40.167; ρ = 1000 kg/m^3
Phantom section: Right Section

DASY5 Configuration:

- Probe: EX3DV4 - SN7441; ConvF(7.49, 7.49, 7.49); Calibrated: 2018/12/13;
- Sensor-Surface: 1.4mm (Mechanical Surface Detection)
- Electronics: DAE3 Sn471; Calibrated: 2018/12/3
- Phantom: SAM (30deg probe tilt) with CRP v5.0_20150321; Type: QD000P40CD; Serial: TP:1874
- Measurement SW: DASY52, Version 52.8 (8);

Area Scan (71x121x1): Interpolated grid: dx=1.200 mm, dy=1.200 mm
Maximum value of SAR (interpolated) = 0.647 W/kg

Zoom Scan (5x5x7)/Cube 0: Measurement grid: dx=8mm, dy=8mm, dz=5mm
Reference Value = 9.930 V/m; Power Drift = 0.13 dB
Peak SAR (extrapolated) = 0.811 W/kg
SAR(1 g) = 0.383 W/kg; SAR(10 g) = 0.187 W/kg
Maximum value of SAR (measured) = 0.602 W/kg

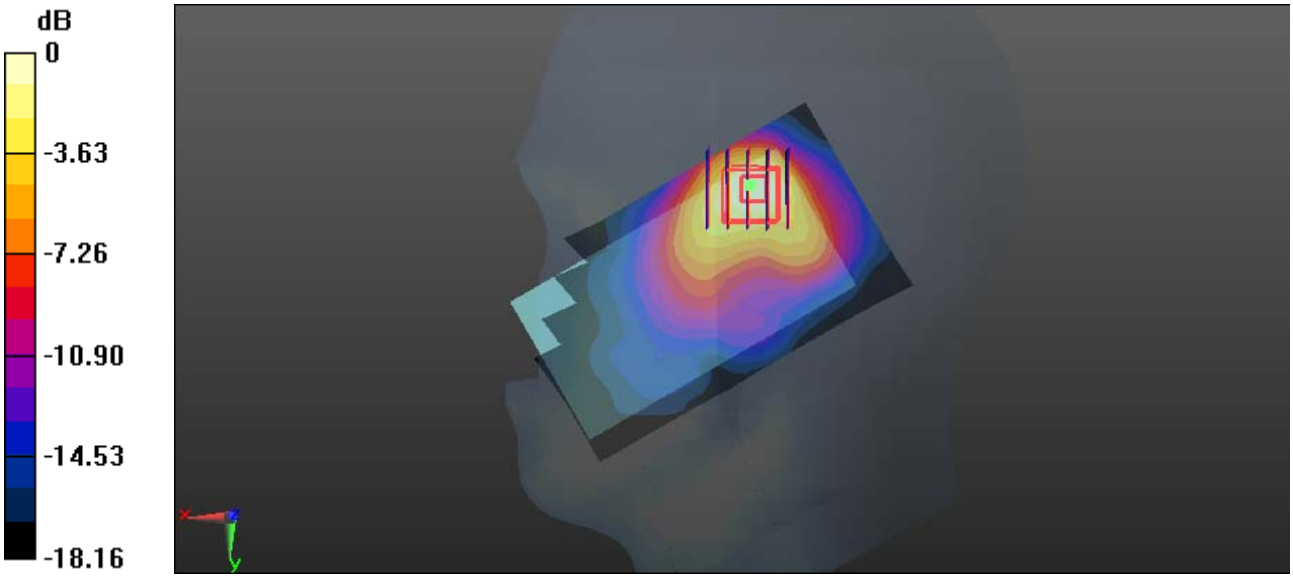

0 dB = 0.602 W/kg = -2.20 dBW/kg

Test Plot 67#: WLAN 2.4G Mode B_Head Right Cheek_High

DUT: Mobile Phone; Type: Nitro 4X; Serial: 19040100120

Communication System: IEEE 802.11b WiFi 2.4 GHz; Frequency: 2462 MHz;Duty Cycle: 1:1
Medium parameters used: f = 2462 MHz; σ = 1.818 S/m; ε_r = 39.721; ρ = 1000 kg/m^3
Phantom section: Right Section

DASY5 Configuration:

- Probe: EX3DV4 - SN7441; ConvF(7.49, 7.49, 7.49); Calibrated: 2018/12/13;
- Sensor-Surface: 1.4mm (Mechanical Surface Detection)
- Electronics: DAE3 Sn471; Calibrated: 2018/12/3
- Phantom: SAM (30deg probe tilt) with CRP v5.0_20150321; Type: QD000P40CD; Serial: TP:1874
- Measurement SW: DASY52, Version 52.8 (8);

Area Scan (71x121x1): Interpolated grid: dx=1.200 mm, dy=1.200 mm
Maximum value of SAR (interpolated) = 0.816 W/kg

Zoom Scan (5x5x7)/Cube 0: Measurement grid: dx=8mm, dy=8mm, dz=5mm
Reference Value = 7.708 V/m; Power Drift = 0.12 dB
Peak SAR (extrapolated) = 0.975 W/kg
SAR(1 g) = 0.443 W/kg; SAR(10 g) = 0.203 W/kg
Maximum value of SAR (measured) = 0.740 W/kg

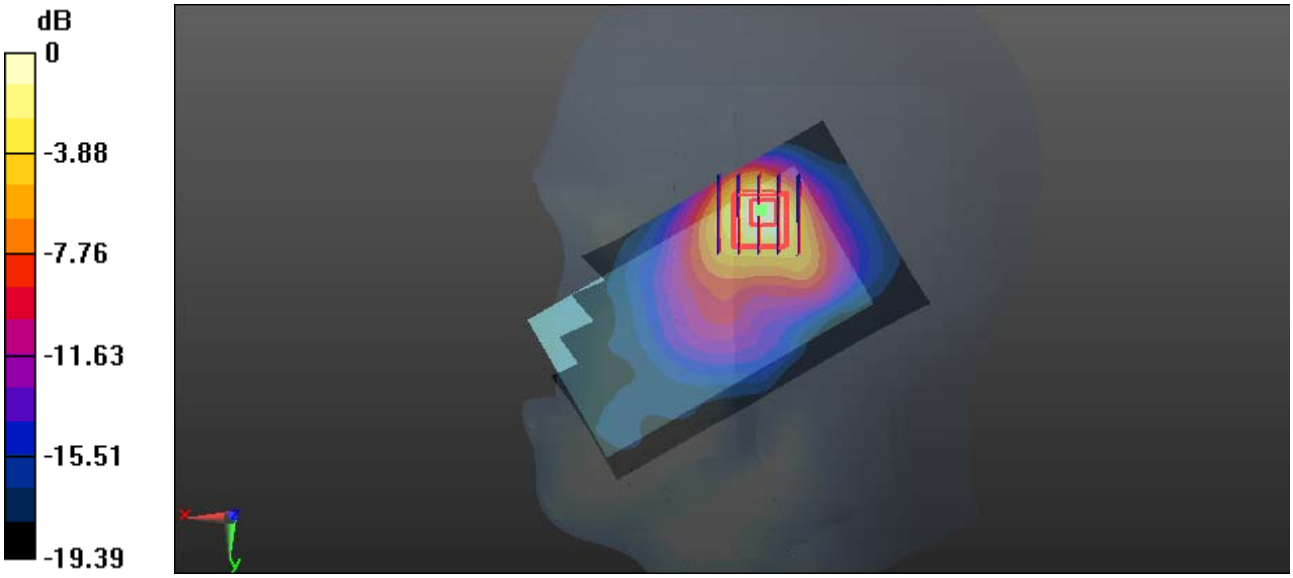

0 dB = 0.740 W/kg = -1.31 dBW/kg

Test Plot 68#: WLAN 2.4G Mode B_Head Right Tilt_Middle

DUT: Mobile Phone; Type: Nitro 4X; Serial: 19040100120

Communication System: IEEE 802.11b WiFi 2.4 GHz; Frequency: 2437 MHz;Duty Cycle: 1:1
Medium parameters used: f = 2437 MHz; σ = 1.762 S/m; ε_r = 40.167; ρ = 1000 kg/m^3
Phantom section: Right Section

DASY5 Configuration:

- Probe: EX3DV4 - SN7441; ConvF(7.49, 7.49, 7.49); Calibrated: 2018/12/13;
- Sensor-Surface: 1.4mm (Mechanical Surface Detection)
- Electronics: DAE3 Sn471; Calibrated: 2018/12/3
- Phantom: SAM (30deg probe tilt) with CRP v5.0_20150321; Type: QD000P40CD; Serial: TP:1874
- Measurement SW: DASY52, Version 52.8 (8);

Area Scan (71x121x1): Interpolated grid: dx=1.200 mm, dy=1.200 mm
Maximum value of SAR (interpolated) = 0.504 W/kg

Zoom Scan (5x5x7)/Cube 0: Measurement grid: dx=8mm, dy=8mm, dz=5mm
Reference Value = 11.38 V/m; Power Drift = 0.11 dB
Peak SAR (extrapolated) = 0.612 W/kg
SAR(1 g) = 0.271 W/kg; SAR(10 g) = 0.128 W/kg
Maximum value of SAR (measured) = 0.471 W/kg

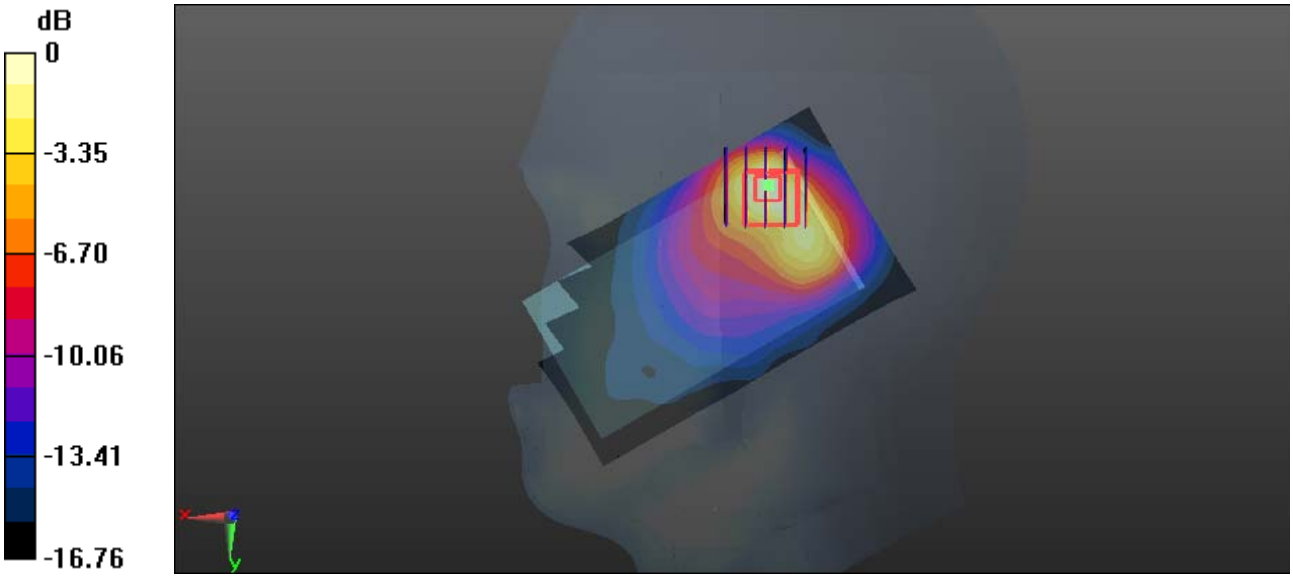

0 dB = 0.471 W/kg = -3.27 dBW/kg

Test Plot 69#: WLAN 2.4G Mode B_Body Back_Low

DUT: Mobile Phone; Type: Nitro 4X; Serial: 19040100120

Communication System: IEEE 802.11b WiFi 2.4 GHz; Frequency: 2412 MHz;Duty Cycle: 1:1
Medium parameters used: f = 2412 MHz; σ = 1.908 S/m; ε_r = 54.377; ρ = 1000 kg/m^3
Phantom section: Flat Section

DASY5 Configuration:

- Probe: EX3DV4 - SN7441; ConvF(7.43, 7.43, 7.43); Calibrated: 2018/12/13;
- Sensor-Surface: 1.4mm (Mechanical Surface Detection)
- Electronics: DAE3 Sn471; Calibrated: 2018/12/3
- Phantom: SAM (30deg probe tilt) with CRP v5.0_20150321; Type: QD000P40CD; Serial: TP:1874
- Measurement SW: DASY52, Version 52.8 (8);

Area Scan (71x121x1): Interpolated grid: dx=1.200 mm, dy=1.200 mm
Maximum value of SAR (interpolated) = 0.176 W/kg

Zoom Scan (5x5x7)/Cube 0: Measurement grid: dx=8mm, dy=8mm, dz=5mm
Reference Value = 4.171 V/m; Power Drift = -0.12 dB
Peak SAR (extrapolated) = 0.203 W/kg
SAR(1 g) = 0.106 W/kg; SAR(10 g) = 0.060 W/kg
Maximum value of SAR (measured) = 0.163 W/kg

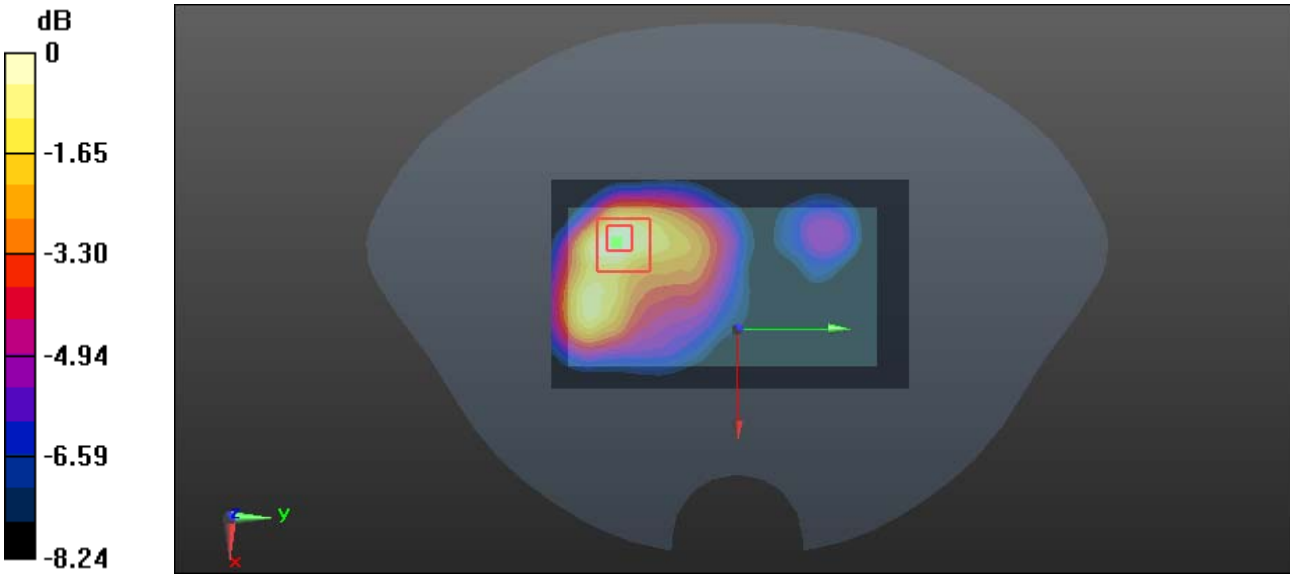

0 dB = 0.163 W/kg = -7.88 dBW/kg

Test Plot 70#: WLAN 2.4G Mode B_Body Back_Middle

DUT: Mobile Phone; Type: Nitro 4X; Serial: 19040100120

Communication System: IEEE 802.11b WiFi 2.4 GHz; Frequency: 2437 MHz;Duty Cycle: 1:1
Medium parameters used: f = 2437 MHz; σ = 1.933 S/m; ε_r = 54.226; ρ = 1000 kg/m^3
Phantom section: Flat Section

DASY5 Configuration:

- Probe: EX3DV4 - SN7441; ConvF(7.43, 7.43, 7.43); Calibrated: 2018/12/13;
- Sensor-Surface: 1.4mm (Mechanical Surface Detection)
- Electronics: DAE3 Sn471; Calibrated: 2018/12/3
- Phantom: SAM (30deg probe tilt) with CRP v5.0_20150321; Type: QD000P40CD; Serial: TP:1874
- Measurement SW: DASY52, Version 52.8 (8);

Area Scan (71x121x1): Interpolated grid: dx=1.200 mm, dy=1.200 mm
Maximum value of SAR (interpolated) = 0.189 W/kg

Zoom Scan (5x5x7)/Cube 0: Measurement grid: dx=8mm, dy=8mm, dz=5mm
Reference Value = 4.344 V/m; Power Drift = -0.10 dB
Peak SAR (extrapolated) = 0.219 W/kg
SAR(1 g) = 0.115 W/kg; SAR(10 g) = 0.065 W/kg
Maximum value of SAR (measured) = 0.177 W/kg

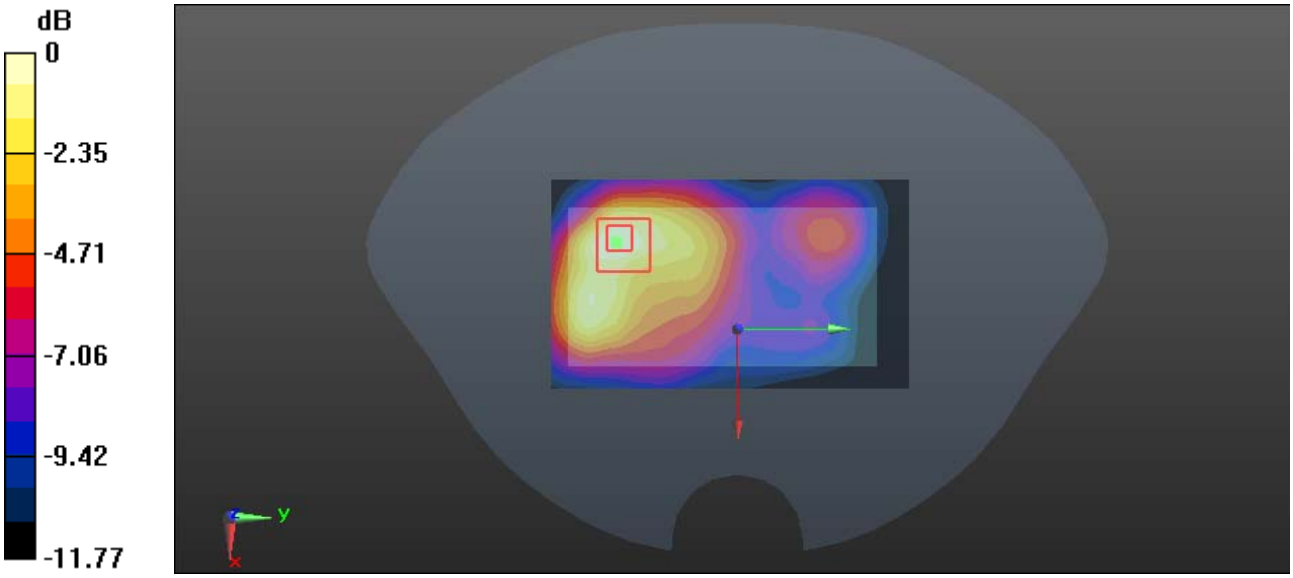

0 dB = 0.177 W/kg = -7.52 dBW/kg

Test Plot 71#: WLAN 2.4G Mode B_Body Back_High

DUT: Mobile Phone; Type: Nitro 4X; Serial: 19040100120

Communication System: IEEE 802.11b WiFi 2.4 GHz; Frequency: 2462 MHz;Duty Cycle: 1:1
Medium parameters used: f = 2462 MHz; σ = 1.98 S/m; ε_r = 53.511; ρ = 1000 kg/m^3
Phantom section: Flat Section

DASY5 Configuration:

- Probe: EX3DV4 - SN7441; ConvF(7.43, 7.43, 7.43); Calibrated: 2018/12/13;
- Sensor-Surface: 1.4mm (Mechanical Surface Detection)
- Electronics: DAE3 Sn471; Calibrated: 2018/12/3
- Phantom: SAM (30deg probe tilt) with CRP v5.0_20150321; Type: QD000P40CD; Serial: TP:1874
- Measurement SW: DASY52, Version 52.8 (8);

Area Scan (71x121x1): Interpolated grid: dx=1.200 mm, dy=1.200 mm
Maximum value of SAR (interpolated) = 0.206 W/kg

Zoom Scan (5x5x7)/Cube 0: Measurement grid: dx=8mm, dy=8mm, dz=5mm
Reference Value = 4.493 V/m; Power Drift = -0.16 dB
Peak SAR (extrapolated) = 0.252 W/kg
SAR(1 g) = 0.123 W/kg; SAR(10 g) = 0.069 W/kg
Maximum value of SAR (measured) = 0.189 W/kg

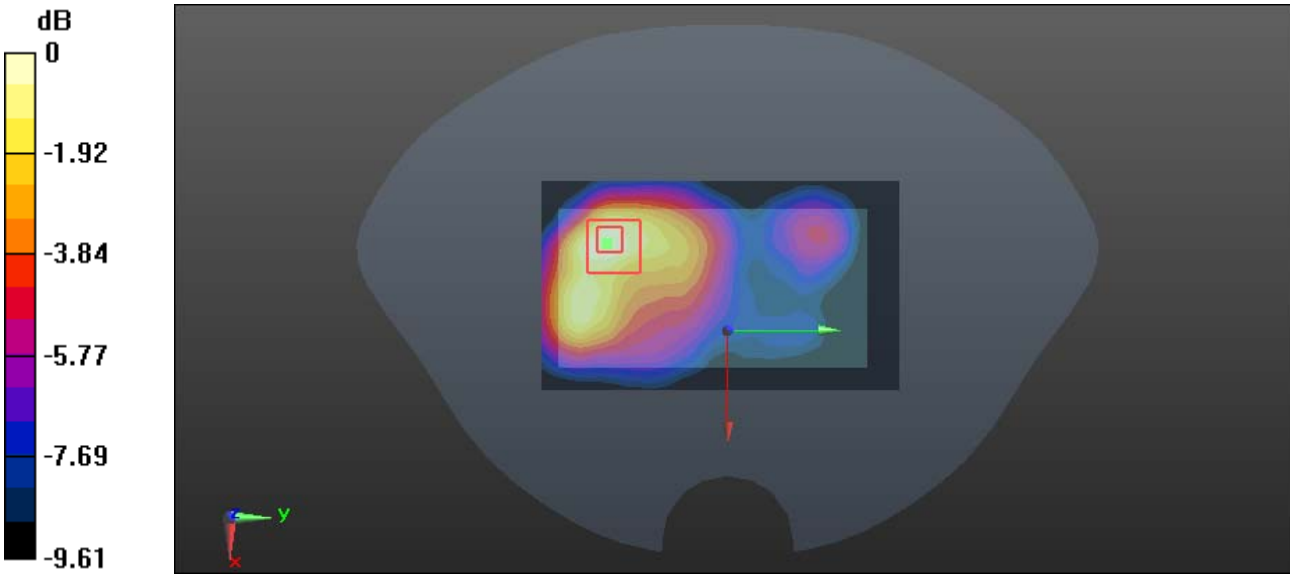

0 dB = 0.189 W/kg = -7.24 dBW/kg

Test Plot 72#: WLAN 2.4G Mode B_Body Left_Middle

DUT: Mobile Phone; Type: Nitro 4X; Serial: 19040100120

Communication System: IEEE 802.11b WiFi 2.4 GHz; Frequency: 2437 MHz;Duty Cycle: 1:1
Medium parameters used: f = 2437 MHz; σ = 1.933 S/m; ε_r = 54.226; ρ = 1000 kg/m^3
Phantom section: Flat Section

DASY5 Configuration:

- Probe: EX3DV4 - SN7441; ConvF(7.43, 7.43, 7.43); Calibrated: 2018/12/13;
- Sensor-Surface: 1.4mm (Mechanical Surface Detection)
- Electronics: DAE3 Sn471; Calibrated: 2018/12/3
- Phantom: SAM (30deg probe tilt) with CRP v5.0_20150321; Type: QD000P40CD; Serial: TP:1874
- Measurement SW: DASY52, Version 52.8 (8);

Area Scan (51x121x1): Interpolated grid: dx=1.200 mm, dy=1.200 mm
Maximum value of SAR (interpolated) = 0.0102 W/kg

Zoom Scan (8x8x7)/Cube 0: Measurement grid: dx=8mm, dy=8mm, dz=5mm
Reference Value = 2.076 V/m; Power Drift = 0.15 dB
Peak SAR (extrapolated) = 0.0160 W/kg
SAR(1 g) = 0.015 W/kg; SAR(10 g) = 0.013 W/kg
Maximum value of SAR (measured) = 0.0163 W/kg

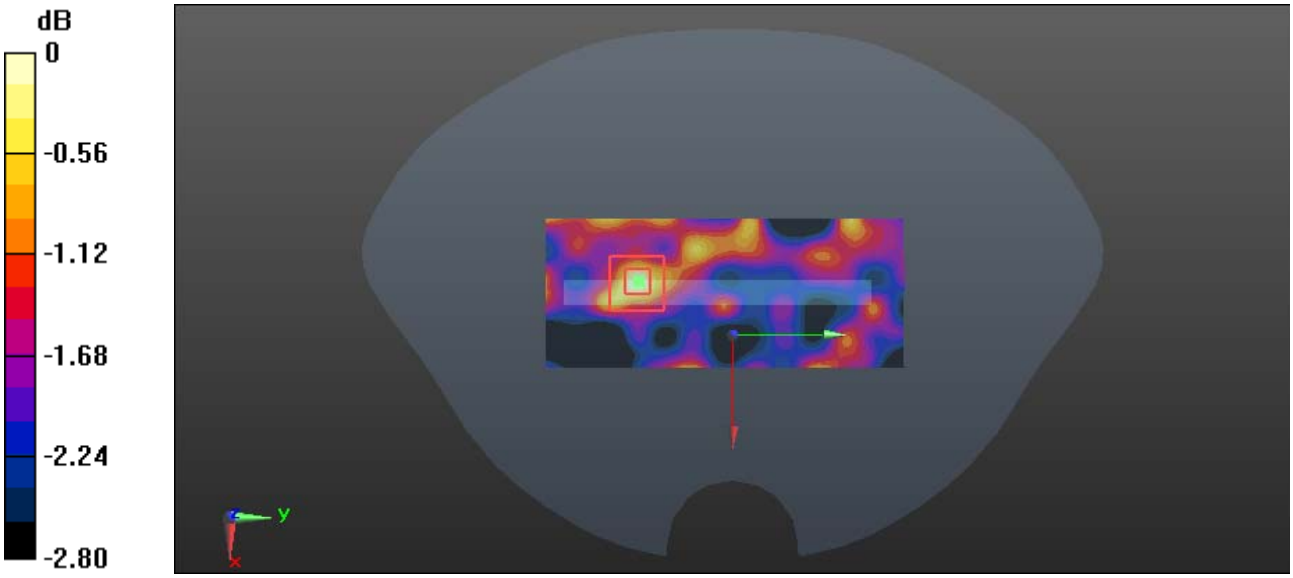

0 dB = 0.0163 W/kg = -17.88 dBW/kg

Test Plot 73#: WLAN 2.4G Mode B_Body Top_Middle

DUT: Mobile Phone; Type: Nitro 4X; Serial: 19040100120

Communication System: IEEE 802.11b WiFi 2.4 GHz; Frequency: 2437 MHz;Duty Cycle: 1:1
Medium parameters used: f = 2437 MHz; σ = 1.933 S/m; ε_r = 54.226; ρ = 1000 kg/m^3
Phantom section: Flat Section

DASY5 Configuration:

- Probe: EX3DV4 - SN7441; ConvF(7.43, 7.43, 7.43); Calibrated: 2018/12/13;
- Sensor-Surface: 1.4mm (Mechanical Surface Detection)
- Electronics: DAE3 Sn471; Calibrated: 2018/12/3
- Phantom: SAM (30deg probe tilt) with CRP v5.0_20150321; Type: QD000P40CD; Serial: TP:1874
- Measurement SW: DASY52, Version 52.8 (8);

Area Scan (61x81x1): Interpolated grid: dx=1.200 mm, dy=1.200 mm
Maximum value of SAR (interpolated) = 0.0101 W/kg

Zoom Scan (12x8x7)/Cube 0: Measurement grid: dx=8mm, dy=8mm, dz=5mm
Reference Value = 2.000 V/m; Power Drift = 0.11 dB
Peak SAR (extrapolated) = 0.0210 W/kg
SAR(1 g) = 0.018 W/kg; SAR(10 g) = 0.015 W/kg
Maximum value of SAR (measured) = 0.0208 W/kg

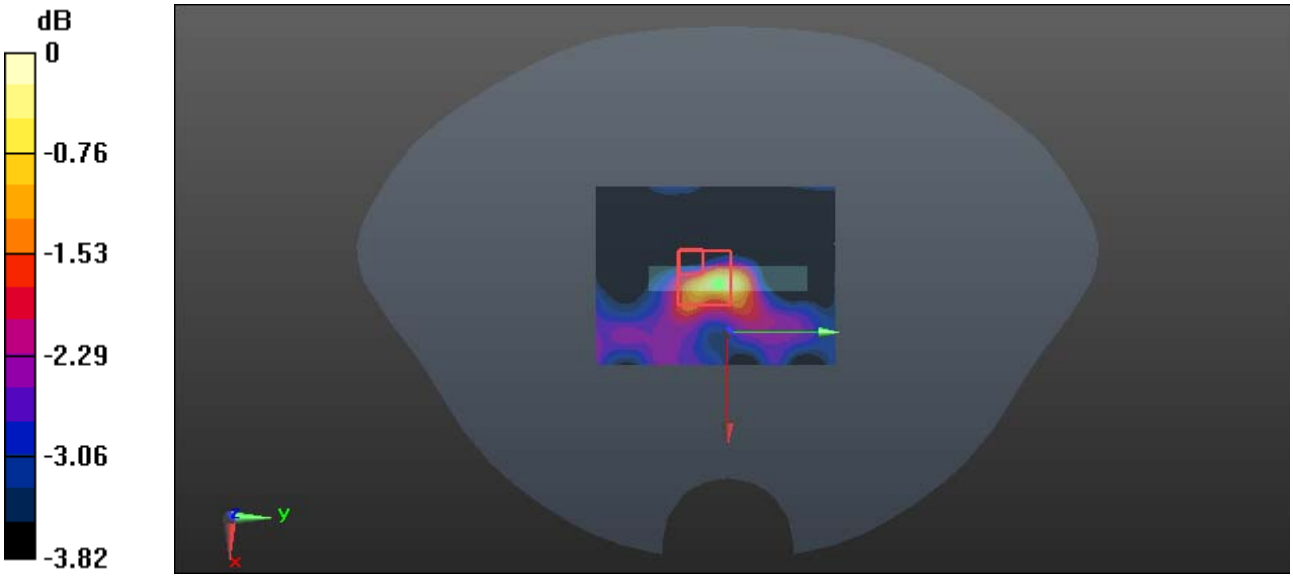

0 dB = 0.0208 W/kg = -16.82 dBW/kg

Test Plot 74#: Bluetooth_GFSK_DH5_Head Left Cheek_Low

DUT: Mobile Phone; Type: Nitro 4X; Serial: 19040100120

Communication System: Bluetooth(GFSK,DH5); Frequency: 2402 MHz;Duty Cycle: 1:1.28
Medium parameters used: f = 2402 MHz; σ = 1.704 S/m; ε_r = 40.275; ρ = 1000 kg/m^3
Phantom section: Left Section

DASY5 Configuration:

- Probe: EX3DV4 - SN7441; ConvF(7.49, 7.49, 7.49); Calibrated: 2018/12/13;
- Sensor-Surface: 1.4mm (Mechanical Surface Detection)
- Electronics: DAE3 Sn471; Calibrated: 2018/12/3
- Phantom: SAM (30deg probe tilt) with CRP v5.0_20150321; Type: QD000P40CD; Serial: TP:1874
- Measurement SW: DASY52, Version 52.8 (8);

Area Scan (71x121x1): Interpolated grid: dx=1.200 mm, dy=1.200 mm
Maximum value of SAR (interpolated) = 0.0359 W/kg

Zoom Scan (5x5x7)/Cube 0: Measurement grid: dx=8mm, dy=8mm, dz=5mm
Reference Value = 3.764 V/m; Power Drift = -0.02 dB
Peak SAR (extrapolated) = 0.0430 W/kg
SAR(1 g) = 0.027 W/kg; SAR(10 g) = 0.019 W/kg
Maximum value of SAR (measured) = 0.0352 W/kg



0 dB = 0.0352 W/kg = -14.53 dBW/kg

Test Plot 75#: Bluetooth_GFSK_DH5_Head Left Cheek_Middle

DUT: Mobile Phone; Type: Nitro 4X; Serial: 19040100120

Communication System: Bluetooth(GFSK,DH5); Frequency: 2441 MHz;Duty Cycle: 1:1.28
Medium parameters used: f = 2441 MHz; σ = 1.774 S/m; ε_r = 39.989; ρ = 1000 kg/m^3
Phantom section: Left Section

DASY5 Configuration:

- Probe: EX3DV4 - SN7441; ConvF(7.49, 7.49, 7.49); Calibrated: 2018/12/13;
- Sensor-Surface: 1.4mm (Mechanical Surface Detection)
- Electronics: DAE3 Sn471; Calibrated: 2018/12/3
- Phantom: SAM (30deg probe tilt) with CRP v5.0_20150321; Type: QD000P40CD; Serial: TP:1874
- Measurement SW: DASY52, Version 52.8 (8);

Area Scan (71x121x1): Interpolated grid: dx=1.200 mm, dy=1.200 mm
Maximum value of SAR (interpolated) = 0.0678 W/kg

Zoom Scan (5x5x7)/Cube 0: Measurement grid: dx=8mm, dy=8mm, dz=5mm
Reference Value = 4.295 V/m; Power Drift = 0.11 dB
Peak SAR (extrapolated) = 0.0800 W/kg
SAR(1 g) = 0.046 W/kg; SAR(10 g) = 0.029 W/kg
Maximum value of SAR (measured) = 0.0644 W/kg



0 dB = 0.0644 W/kg = -11.91 dBW/kg

Test Plot 76#: Bluetooth_GFSK_DH5_Head Left Cheek_High

DUT: Mobile Phone; Type: Nitro 4X; Serial: 19040100120

Communication System: Bluetooth(GFSK,DH5); Frequency: 2480 MHz;Duty Cycle: 1:1.28
Medium parameters used: f = 2480 MHz; σ = 1.825 S/m; ε_r = 39.617; ρ = 1000 kg/m^3
Phantom section: Left Section

DASY5 Configuration:

- Probe: EX3DV4 - SN7441; ConvF(7.49, 7.49, 7.49); Calibrated: 2018/12/13;
- Sensor-Surface: 1.4mm (Mechanical Surface Detection)
- Electronics: DAE3 Sn471; Calibrated: 2018/12/3
- Phantom: SAM (30deg probe tilt) with CRP v5.0_20150321; Type: QD000P40CD; Serial: TP:1874
- Measurement SW: DASY52, Version 52.8 (8);

Area Scan (71x121x1): Interpolated grid: dx=1.200 mm, dy=1.200 mm
Maximum value of SAR (interpolated) = 0.0382 W/kg

Zoom Scan (5x5x7)/Cube 0: Measurement grid: dx=8mm, dy=8mm, dz=5mm
Reference Value = 4.105 V/m; Power Drift = 0.12 dB
Peak SAR (extrapolated) = 0.0460 W/kg
SAR(1 g) = 0.030 W/kg; SAR(10 g) = 0.021 W/kg
Maximum value of SAR (measured) = 0.0387 W/kg

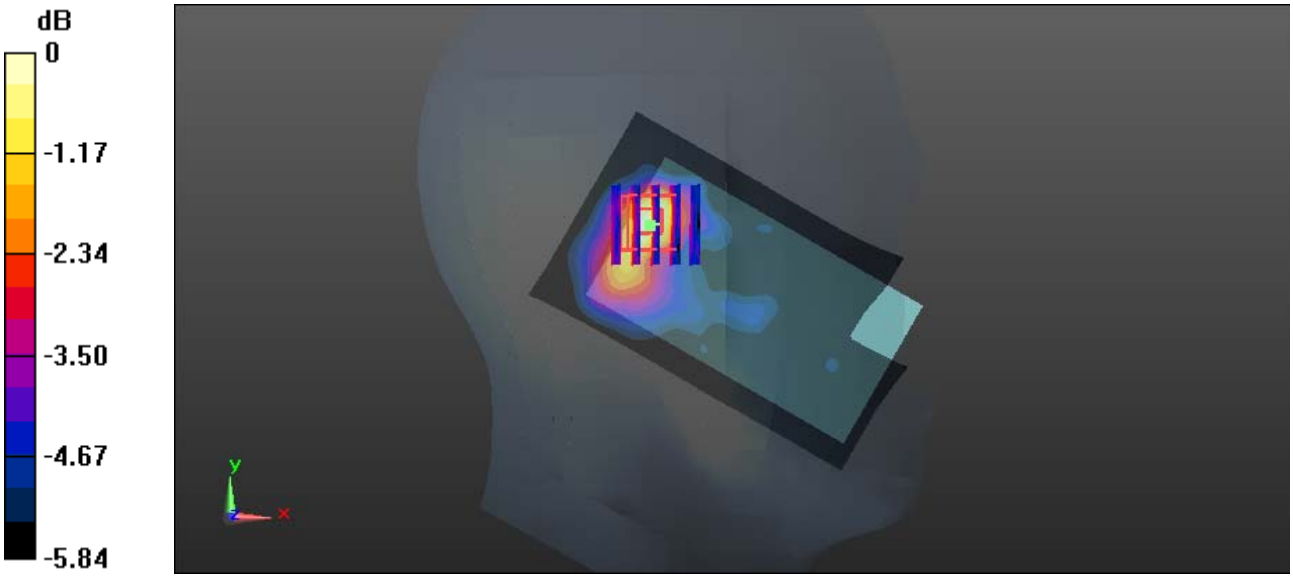

0 dB = 0.0387 W/kg = -14.12 dBW/kg

Test Plot 77#: Bluetooth_GFSK_DH5_Head Left Tilt_Middle

DUT: Mobile Phone; Type: Nitro 4X; Serial: 19040100120

Communication System: Bluetooth(GFSK,DH5); Frequency: 2441 MHz;Duty Cycle: 1:1.28
Medium parameters used: f = 2441 MHz; σ = 1.774 S/m; ε_r = 39.989; ρ = 1000 kg/m^3
Phantom section: Left Section

DASY5 Configuration:

- Probe: EX3DV4 - SN7441; ConvF(7.49, 7.49, 7.49); Calibrated: 2018/12/13;
- Sensor-Surface: 1.4mm (Mechanical Surface Detection)
- Electronics: DAE3 Sn471; Calibrated: 2018/12/3
- Phantom: SAM (30deg probe tilt) with CRP v5.0_20150321; Type: QD000P40CD; Serial: TP:1874
- Measurement SW: DASY52, Version 52.8 (8);

Area Scan (71x121x1): Interpolated grid: dx=1.200 mm, dy=1.200 mm
Maximum value of SAR (interpolated) = 0.0467 W/kg

Zoom Scan (5x5x7)/Cube 0: Measurement grid: dx=8mm, dy=8mm, dz=5mm
Reference Value = 3.762 V/m; Power Drift = 0.13 dB
Peak SAR (extrapolated) = 0.0530 W/kg
SAR(1 g) = 0.033 W/kg; SAR(10 g) = 0.023 W/kg
Maximum value of SAR (measured) = 0.0446 W/kg



0 dB = 0.0446 W/kg = -13.51 dBW/kg

Test Plot 78#: Bluetooth_GFSK_DH5_Head Right Cheek_Middle

DUT: Mobile Phone; Type: Nitro 4X; Serial: 19040100120

Communication System: Bluetooth(GFSK,DH5); Frequency: 2441 MHz;Duty Cycle: 1:1.28
Medium parameters used: f = 2441 MHz; σ = 1.774 S/m; ε_r = 39.989; ρ = 1000 kg/m^3
Phantom section: Right Section

DASY5 Configuration:

- Probe: EX3DV4 - SN7441; ConvF(7.49, 7.49, 7.49); Calibrated: 2018/12/13;
- Sensor-Surface: 1.4mm (Mechanical Surface Detection)
- Electronics: DAE3 Sn471; Calibrated: 2018/12/3
- Phantom: SAM (30deg probe tilt) with CRP v5.0_20150321; Type: QD000P40CD; Serial: TP:1874
- Measurement SW: DASY52, Version 52.8 (8);

Area Scan (71x121x1): Interpolated grid: dx=1.200 mm, dy=1.200 mm
Maximum value of SAR (interpolated) = 0.0664 W/kg

Zoom Scan (5x5x7)/Cube 0: Measurement grid: dx=8mm, dy=8mm, dz=5mm
Reference Value = 3.146 V/m; Power Drift = 0.16 dB
Peak SAR (extrapolated) = 0.0841 W/kg
SAR(1 g) = 0.042 W/kg; SAR(10 g) = 0.024 W/kg
Maximum value of SAR (measured) = 0.0622 W/kg

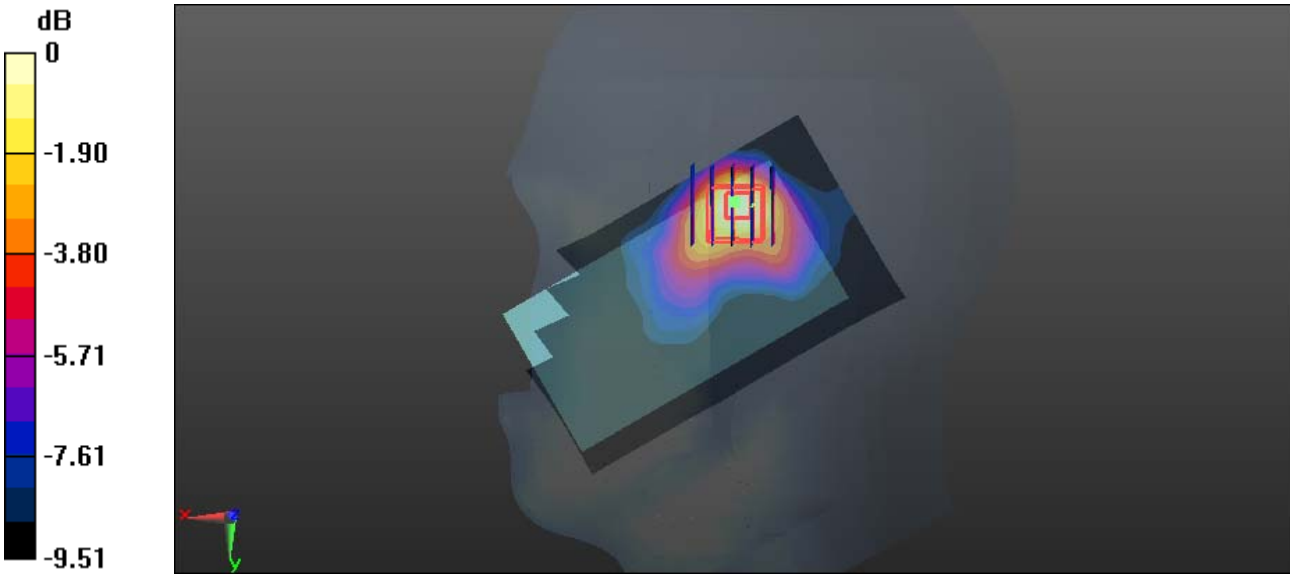

0 dB = 0.0622 W/kg = -12.06 dBW/kg

Test Plot 79#: Bluetooth_GFSK_DH5_Head Right Tilt_Middle

DUT: Mobile Phone; Type: Nitro 4X; Serial: 19040100120

Communication System: Bluetooth(GFSK,DH5); Frequency: 2441 MHz;Duty Cycle: 1:1.28
Medium parameters used: f = 2441 MHz; σ = 1.774 S/m; ε_r = 39.989; ρ = 1000 kg/m^3
Phantom section: Right Section

DASY5 Configuration:

- Probe: EX3DV4 - SN7441; ConvF(7.49, 7.49, 7.49); Calibrated: 2018/12/13;
- Sensor-Surface: 1.4mm (Mechanical Surface Detection)
- Electronics: DAE3 Sn471; Calibrated: 2018/12/3
- Phantom: SAM (30deg probe tilt) with CRP v5.0_20150321; Type: QD000P40CD; Serial: TP:1874
- Measurement SW: DASY52, Version 52.8 (8);

Area Scan (71x121x1): Interpolated grid: dx=1.200 mm, dy=1.200 mm
Maximum value of SAR (interpolated) = 0.0574 W/kg

Zoom Scan (5x5x7)/Cube 0: Measurement grid: dx=8mm, dy=8mm, dz=5mm
Reference Value = 4.202 V/m; Power Drift = 0.14 dB
Peak SAR (extrapolated) = 0.0780 W/kg
SAR(1 g) = 0.037 W/kg; SAR(10 g) = 0.022 W/kg
Maximum value of SAR (measured) = 0.0560 W/kg

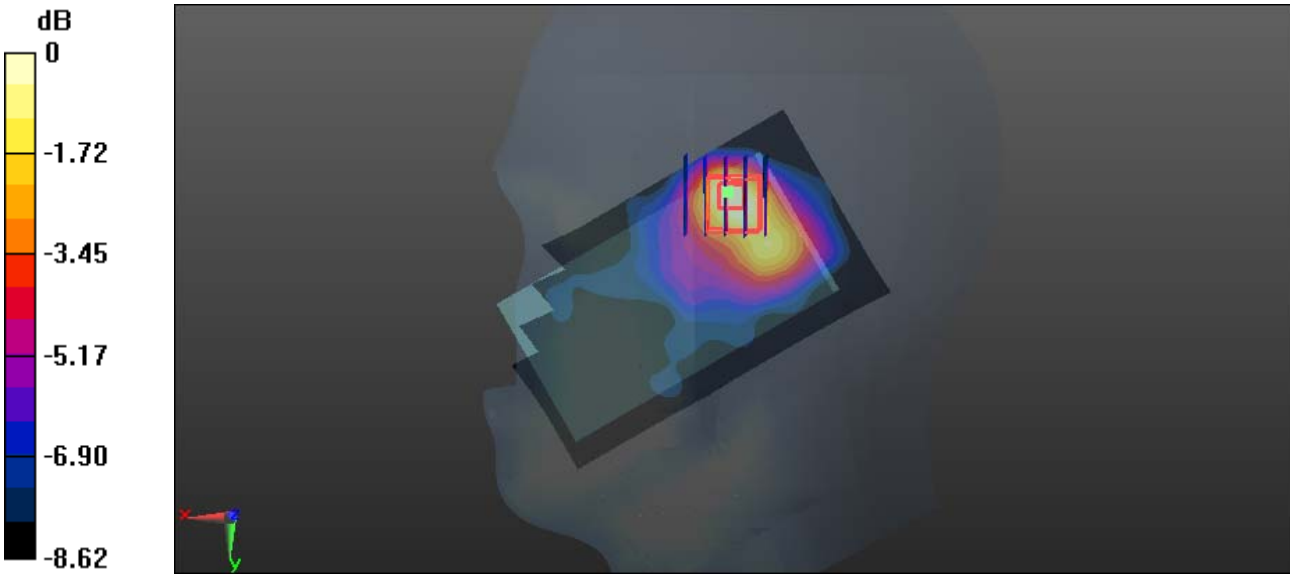

0 dB = 0.0560 W/kg = -12.52 dBW/kg