Test Laboratory: Huatongwei International Inspection Co., Ltd.,SAR Lab Date: 9/23/2020

GSM 850-Head

Communication System: UID 0, Generic GSM (0); Frequency: 824.2 MHz;Duty Cycle: 1:8.30042
Medium parameters used: f = 825 MHz; σ = 0.885 S/m; ε_r = 40.115; ρ = 1000 kg/m^3
Phantom section: Left Section
Ambient Temperature:22.6°C;Liquid Temperature:22.4°C;

DASY Configuration:

- Probe: EX3DV4 - SN7494; ConvF(10.46, 10.46, 10.46) @ 824.2 MHz; Calibrated: 4/1/2020
- Sensor-Surface: 1.4mm (Mechanical Surface Detection)
- Electronics: DAE4 Sn1549; Calibrated: 4/4/2020
- Phantom: Twin-SAM V8.0 ; Type: QD 000 P41 AA; Serial: 1974
- DASY52 52.10.2(1495); SEMCAD X 14.6.12(7450)

Left Cheek Touch/CH 128/Area Scan (61x101x1): Interpolated grid: dx=1.500 mm, dy=1.500 mm
Maximum value of SAR (interpolated) = 0.0280 W/kg

Left Cheek Touch/CH 128/Zoom Scan (5x5x7)/Cube 0: Measurement grid: dx=8mm, dy=8mm, dz=5mm
Reference Value = 2.024 V/m; Power Drift = -0.17 dB
Peak SAR (extrapolated) = 0.0300 W/kg
SAR(1 g) = 0.022 W/kg; SAR(10 g) = 0.017 W/kg
Maximum value of SAR (measured) = 0.0269 W/kg

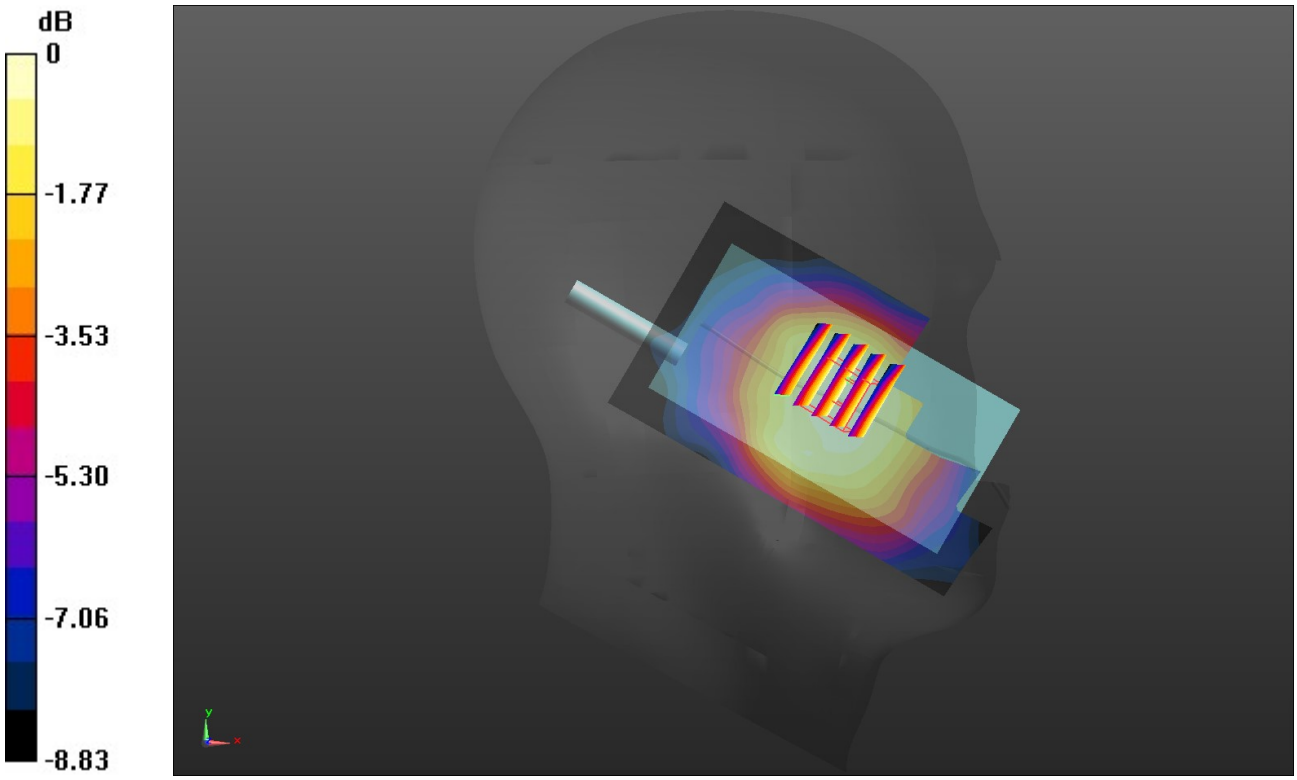

0 dB = 0.0269 W/kg = -15.70 dBW/kg

Test Laboratory: Huatongwei International Inspection Co., Ltd.,SAR Lab Date: 9/23/2020

GSM 1900-Head

Communication System: UID 0, Generic GSM (0); Frequency: 1850.2 MHz;Duty Cycle: 1:8.30042
Medium parameters used (interpolated): f = 1850.2 MHz; σ = 1.337 S/m; ε_r = 38.065; ρ = 1000 kg/m^3

Phantom section: Right Section
Ambient Temperature:22.3°C;Liquid Temperature:22.1°C;

DASY Configuration:

- Probe: EX3DV4 - SN7494; ConvF(8.6, 8.6, 8.6) @ 1850.2 MHz; Calibrated: 4/1/2020
- Sensor-Surface: 1.4mm (Mechanical Surface Detection)
- Electronics: DAE4 Sn1549; Calibrated: 4/4/2020
- Phantom: Twin-SAM V8.0 ; Type: QD 000 P41 AA; Serial: 1974
- DASY52 52.10.2(1495); SEMCAD X 14.6.12(7450)

Right Cheek Touch/CH 512/Area Scan (61x101x1): Interpolated grid: dx=1.500 mm, dy=1.500 mm
Maximum value of SAR (interpolated) = 0.00818 W/kg

Right Cheek Touch/CH 512/Zoom Scan (5x5x7)/Cube 0: Measurement grid: dx=8mm, dy=8mm, dz=5mm
Reference Value = 1.717 V/m; Power Drift = -0.16 dB
Peak SAR (extrapolated) = 0.00575 W/kg
SAR(1 g) = 0.00368 W/kg; SAR(10 g) = 0.00264 W/kg
Maximum value of SAR (measured) = 0.00476 W/kg

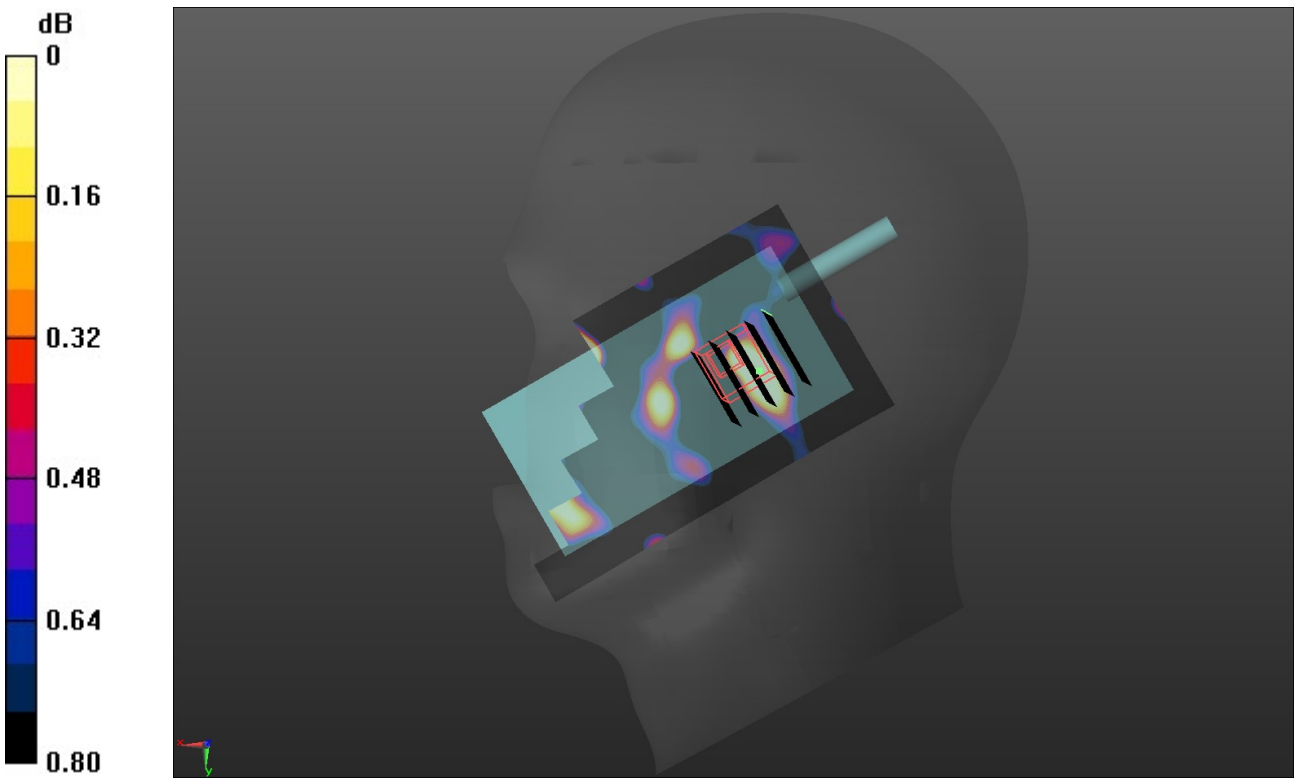

0 dB = 0.00476 W/kg = -23.22 dBW/kg

Test Laboratory: Huatongwei International Inspection Co., Ltd.,SAR Lab Date: 9/23/2020

GSM 850-Body

Communication System: UID 0, Generic GSM (0); Frequency: 824.2 MHz;Duty Cycle: 1:8.30042
Medium parameters used: f = 825 MHz; σ = 0.885 S/m; ε_r = 40.115; ρ = 1000 kg/m^3
Phantom section: Flat Section
Ambient Temperature:22.5°C;Liquid Temperature:22.3°C;

DASY Configuration:

- Probe: EX3DV4 - SN7494; ConvF(10.46, 10.46, 10.46) @ 824.2 MHz; Calibrated: 4/1/2020
- Sensor-Surface: 1.4mm (Mechanical Surface Detection)
- Electronics: DAE4 Sn1549; Calibrated: 4/4/2020
- Phantom: Twin-SAM V8.0 ; Type: QD 000 P41 AA; Serial: 1974
- DASY52 52.10.2(1495); SEMCAD X 14.6.12(7450)

Rear/CH 128/Area Scan (61x141x1): Interpolated grid: dx=1.500 mm, dy=1.500 mm
Maximum value of SAR (interpolated) = 0.0407 W/kg

Rear/CH 128/Zoom Scan (5x5x7)/Cube 0: Measurement grid: dx=8mm, dy=8mm, dz=5mm
Reference Value = 6.395 V/m; Power Drift = -0.12 dB
Peak SAR (extrapolated) = 0.0460 W/kg
SAR(1 g) = 0.032 W/kg; SAR(10 g) = 0.024 W/kg
Maximum value of SAR (measured) = 0.0403 W/kg

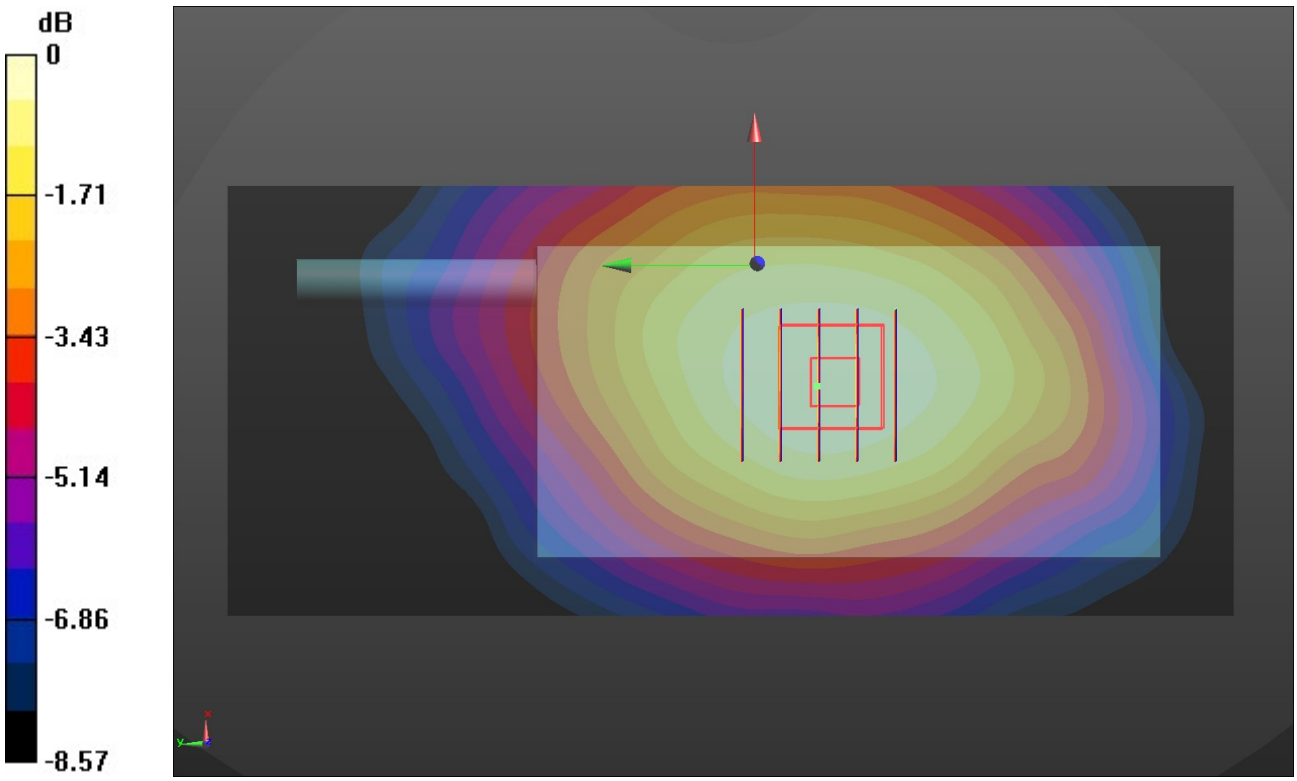

0 dB = 0.0403 W/kg = -13.95 dBW/kg

Test Laboratory: Huatongwei International Inspection Co., Ltd.,SAR Lab Date: 9/23/2020

GSM 1900-Body

Communication System: UID 0, Generic GSM (0); Frequency: 1850.2 MHz;Duty Cycle: 1:8.30042
Medium parameters used (interpolated): f = 1850.2 MHz; σ = 1.337 S/m; ε_r = 38.065; ρ = 1000 kg/m^3

Phantom section: Flat Section
Ambient Temperature:22.4℃;Liquid Temperature:22.2℃;

DASY Configuration:

- Probe: EX3DV4 - SN7494; ConvF(8.6, 8.6, 8.6) @ 1850.2 MHz; Calibrated: 4/1/2020
- Sensor-Surface: 1.4mm (Mechanical Surface Detection)
- Electronics: DAE4 Sn1549; Calibrated: 4/4/2020
- Phantom: Twin-SAM V8.0 ; Type: QD 000 P41 AA; Serial: 1974
- DASY52 52.10.2(1495); SEMCAD X 14.6.12(7450)

Front/CH 512/Area Scan (61x141x1): Interpolated grid: dx=1.500 mm, dy=1.500 mm
Maximum value of SAR (interpolated) = 0.0122 W/kg

Front/CH 512/Zoom Scan (5x5x7)/Cube 0: Measurement grid: dx=8mm, dy=8mm, dz=5mm
Reference Value = 1.566 V/m; Power Drift = -0.03 dB
Peak SAR (extrapolated) = 0.0160 W/kg
SAR(1 g) = 0.00725 W/kg; SAR(10 g) = 0.00457 W/kg
Maximum value of SAR (measured) = 0.0118 W/kg



0 dB = 0.0118 W/kg = -19.28 dBW/kg