70mm | 70mm | 70mm | 70mm | 70mm | 70mm | 70mm

100mm

CORN

# The leader tab9 4G

QUICK GUIDE

## English

1. For more information
-Consult the quick guide in packing box.
-Open tablet service and enjoy following service：
-Consult the manual
-Get help through various channel such as self-service, intelligent questioning and answering, manual service, question feedback. In addition, you can search stores, service network, and service policy.

-Open setting>About tablet > Law information, consult law information.

2. Tablet appearance

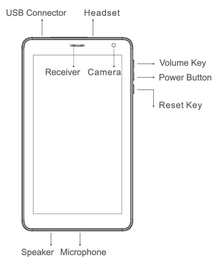


3. Card insertion guidance
Tips:
-Pay attention to the direction of inserting SIM & Micro SD card, as the picutre guidance

-Please use the standard Micro -SIM card. Insertion of unqualified card may damage the SIM card support.

4. Mobile network
1. Start up the tablet through a long touch of power button.
2. Follow screen tips and enter Home Screen.
Settings>Network&Internet>Mobile network, open 4G date

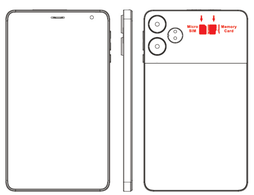


5.Safety information
-Incompatible or unauthorized power supply, charger, and battery may cause fire, explosion, or other hazards.
-Only the accessories accepted by the manufacturers and matched with the type can be used. Only types of accessories may cause accident and violate the warranty and related national regulations. Please contact with authorized service center for recognized accessories.
-Please do not use high volume for long time to protect hearing.
-Please use the device at the temperature from -20℃-70℃. Too high or too low temperature may cause device failure.
-Do not expose the device or battery to high temperature place or heat-releasing equipment, such as sunshine, heater, microwave oven, water heater, etc. Battery overheating may cause explosion.
-Worn charging the device, power socket should be equipped at places near device accessory.
-Please disconnect the charger with the device, and unplug it when it charged well or uncharged.
-If the device is equipped with non-removable internal battery, do not replace the battery in case of battery or device damage. The battery can be only replaced by authorized service centers.
-This device, battery and other accessories should be disposed in accordance with local regulations instead of treating them as domestic garbage. Improper battery treatment may cause battery explosion.
6.Privacy protection
-Upgrading firmware and system with unauthorized thirrd-party software may cause cellphone failure or person information leakage.
-Online upgrading and downloading of matched official software are recommended.
-Please backup you personal information before upgrading as your person information may be removed.

7.Safety standards
-Content of harmful substance in this homogeneous material is below the limit of GB/T26572 standard.
-The harmful substance content of this homogeneous material at least exceed the limit of GB/T26572 standard. However, there is no better alternative at resent. Thus, it meets the environmental protection requirement of EU RoHS.
-The number of this logo indicated that its normal EPUP is 20 years. Some accessories may also have the EPUP logo and the number in the logo prevails. This product may not include all the accessories due to different types, and it should be subject to the actual configuration.

| Name and content of harmful substance | | | | | | |
|---|---|---|---|---|---|---|
| Spare part | harmful substance | | | | | |
| | Pb | Hg | Cd | Cr(VI) | PBB | PBED |
| Device | × | - | - | - | - | - |
| Charger | × | - | - | - | - | - |
| Earphone | × | - | - | - | - | - |
| Battery | × | - | - | - | - | - |
| Cable | - | - | - | - | - | - |

GSM: 850/900/1800/1900Mhz
WCDMA: 850/1900/2100Mhz
FDD: B2/B3/B4/B5/B7/B8/B12/B17/B28ab

FCC Warning:
Any changes or modifications not expressly approved by the party responsible for compliance could void the user's authority to operate the equipment.
This device complies with part 15 of the FCC Rules. Operation is subject to the following two conditions:
(1) This device may not cause harmful interference, and
(2) This device must accept any interference received, including interference that may cause undesired operation.
Note: This equipment has been tested and found to comply with the limits for a Class B digital device, pursuant to part 15 of the FCC Rules. These limits are designed to provide reasonable protection against harmful interference in a residential installation. This equipment generates, uses and can radiate radio frequency energy and, if not installed and used in accordance with the instructions, may cause harmful interference to radio communications. However, there is no guarantee that interference will not occur in a particular installation. If this equipment does cause harmful interference to radio or television reception, which can be determined by turning the equipment off and on, the user is encouraged to try to correct the interference by one or more of the following measures:
-Reorient or relocate the receiving antenna
-Increase the separation between the equipment and receiver
-Connect the equipment into an outlet on a circuit different from that to which the receiver is connected.
-Consult the dealer or an experienced radio/TV technician for help
SAR tests are conducted using standard operation positions accepted by the FCC with the phone transmitting at its highest certified power level in all tested frequency bands, although the SAR is determined at the highest certified power level, the actual SAR level of the phone while operating can be well below the maximum value, in general, the closer you are to a wireless base station antenna, the lower the power output.

Before a new model phone is available for sale to public, it must be tested and certified to the FCC that does not exceed the exposure limit established by the FCC. Tests for each phone are performed in positions and locations(e.g. at the ear and worn on the body) as required by the FCC.
For body worn operation, this model phone has been tested and meets the FCC RF exposure guidelines when used with an accessory designated for this product or when sued with an accessory that contains no metal and that positions the handset a minimum of 0 cm from the body.
Non-compliance with the above restrictions may result in violations of RF exposure guidelines.

Android is a trademark of Google LLC.

100mm

CORN

# The leader tab9 4G

QUICK GUIDE
www.corn-mobile.com

## Español

1. Para más información
· Consultar la guía rápida que se encuentra dentro de la caja.
· Enciende el tableta y disfrute los siguientes servicios ：
· Consultar el manual.
·Obtenga ayuda a través de varios canales, tales como autoservicio, preguntas y respuestas inteligentes, manual de servicio, preguntas y comentarios. Además, puede buscar tiendas, red y política de servicio.

· Abrir configuración> Acerca del tableta> Información legal, consulte información legal.

2. Apariencia del tableta.

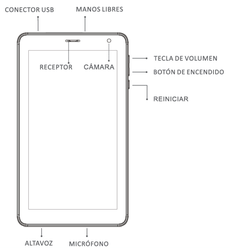


3. Guía de inserción de la tarjeta.
Consejos:
· Preste atención a la dirección de inserción de la tarjeta SIM y Micro SD, como guía de imagen

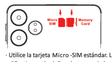


· Utilice la tarjeta Micro -SIM estándar. La inserción de una tarjeta no calificada puede dañar el soporte de la tarjeta SIM.

4. Configuración de red móvil
1. Encienda el tableta con un largo toque de botón de encendido.
2. Siga los consejos de la pantalla y entre en la pantalla de inicio.
Configuración>Red e Internet>red móvil, abrir datos 4G.

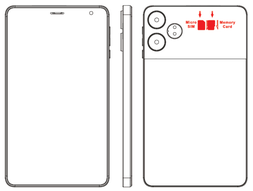


5. Información de seguridad
· La fuente de alimentación, el cargador y la batería incompatibles o no autorizados pueden provocar incendios, explosiones u otros peligros.
· Solo se pueden utilizar los accesorios aceptados por los fabricantes. El no uso de estos accesorios puede causar accidentes y violar la garantía y las regulaciones nacionales relacionadas. Por favor, póngase en contacto con un centro de servicio autorizado para accesorios reconocidos.
· No utilice un volumen alto durante mucho tiempo para proteger la audición.
· Utilice el dispositivo a la temperatura de -20℃ -70℃. Una temperatura demasiado alta o demasiado baja puede causar la falla del dispositivo.
· No exponga el dispositivo o la batería a lugares de alta temperatura o equipos que liberen calor, como la luz solar, el calentador, el horno microondas, el calentador de agua, etc. El sobrecalentamiento de la batería puede causar una explosión.
· Al cargar el dispositivo, la toma de corriente debe estar ubicada en lugares cercanos al accesorio del dispositivo.
· No deje el cargador conectado al equipo, si éste ya ha cargado completamente. Cuando termine el proceso de carga, desconecte el cargador junto, con el equipo.
· Si el dispositivo está equipado con una batería interna no extraíble, no reemplace la batería en caso de que la batería o el dispositivo sufran daños. La batería solo puede ser reemplazada por un centro de servicio autorizado.
· Este dispositivo, la batería y otros accesorios deben eliminarse de acuerdo con las regulaciones locales, en lugar de tratarlos como basura doméstica. El tratamiento inadecuado de la batería puede causar la explosión de la batería.

6. Protección de la privacidad.
· La actualización del firmware y el sistema con un software de terceros no autorizado puede causar una falla del teléfono celular o una fuga de información personal.
· Se recomienda la actualización y descarga en línea del software oficial compatible.
· Haga una copia de seguridad de su información personal antes de actualizarla, ya que su información personal puede ser eliminada.

7. Normas de seguridad
· El contenido de sustancias nocivas en este material homogéneo está por debajo del límite de la norma GB / T26572.
· El contenido de sustancias nocivas de este material homogéneo supera al menos el límite del estándar GB / T26572. Sin embargo, no hay mejor alternativa al reenviar. Por lo tanto, cumple con el requisito de protección ambiental de la UE RoHS.
· El número de este logotipo indica que su EPUP normal es de 20 años. Algunos accesorios también pueden tener el logotipo de EPUP y el número del logotipo prevalece. Es posible que este producto no incluya todos los accesorios debido a diferentes tipos, y debe estar sujeto a la configuración real.

| Name and content of harmful substance | | | | | | |
|---|---|---|---|---|---|---|
| Spare part | harmful substance | | | | | |
| | Pb | Hg | Cd | Cr(VI) | PBB | PBED |
| Device | × | - | - | - | - | - |
| Charger | × | - | - | - | - | - |
| Earphone | × | - | - | - | - | - |
| Battery | × | - | - | - | - | - |
| Cable | - | - | - | - | - | - |

GSM: 850/900/1800/1900Mhz
WCDMA: 850/1900/2100Mhz
FDD: B2/B3/B4/B5/B7/B8/B12/B17/B28ab

ADVERTENCIA:
Cualquier cambio o modificación no aprobada expresamente por la parte responsable del cumplimiento de la siguiente guia podría anular la autoridad del usuario para operar el equipo.
Este dispositivo cumple con la parte 15 de las normas de la FCC.
El funcionamiento está sujeto a las siguientes dos condiciones:
(1) Este dispositivo no puede causar interferencias perjudiciales y
(2) Este dispositivo debe aceptar cualquier interferencia recibida, incluidas las interferencias que puedan causar un funcionamiento no deseado.
Nota: Este equipo ha sido probado y se ha encontrado que cumple con los límites para un dispositivo digital de Clase B, de conformidad con la parte 15 de las Normas de la FCC. Estos límites están diseñados para proporcionar una protección razonable contra interferencias perjudiciales en una instalación residencial. Este equipo genera, utiliza y puede emitir energía de radiofrecuencia y, si no se instala y utiliza de acuerdo con las instrucciones, puede causar interferencias perjudiciales en las comunicaciones de radio. Sin embargo, no hay garantía de que no se produzcan interferencias en una instalación en particular. Si este equipo causa interferencias perjudiciales en la recepción de radio o televisión, lo cual puede determinarse encendiendo y apagando el equipo, se recomienda al usuario que intente corregir la interferencia mediante una o más de las siguientes medidas:
-Reoriente o reubique la antena receptora.
-Aumente la separación entre el equipo y el receptor.
-Conecte el equipo a una toma de corriente en un circuito diferente al que está conectado el receptor
-Consulte al distribuidor o a un técnico de radio / TV experimentado para obtener ayuda.
Las pruebas de SAR se realizan usando posiciones de operación estándar aceptadas por la FCC con el teléfono transmitiendo a su nivel de potencia certificado más alto en todas las bandas de frecuencia aprobadas, aunque el nivel de SAR del teléfono mientras está en funcionamiento puede estar muy por debajo del valor máximo, en general, cuanto más cerca estás a una antena de estación base inalámbrica, menor es la potencia de salida.
Antes de que un nuevo modelo de teléfono esté disponible para la venta al público, debe probarse y certificarse ante la FCC que no excede los límites de exposición establecidos por la FCC. Las pruebas para cada teléfono se realizan en posiciones y ubicaciones (por ejemplo, en el oído y en el cuerpo durante el uso) según lo requerido por la FCC.
Para el uso cerca al cuerpo, este modelo de teléfono ha sido probado y cumple con las pautas de exposición a RF de la FCC cuando se usa con un accesorio designado para este producto o cuando se usa con un accesorio que no contiene metal y que coloca el auricular a una distancia mínima de 0 cm del cuerpo. .
El incumplimiento de las restricciones anteriores puede resultar en la violación de las pautas de exposición a RF.

Android es una marca registrada de Google LLC.

# 说明书

# 尺寸：100x70mm

# 材质：铜版纸

**FCC Statement**

1. This device complies with Part 15 of the FCC Rules. Operation is subject to the following two conditions:

(1) This device may not cause harmful interference.

(2) This device must accept any interference received, including interference that may cause undesired operation.

2. Changes or modifications not expressly approved by the party responsible for compliance could void the user's authority to operate the equipment.

NOTE:

This equipment has been tested and found to comply with the limits for a Class B digital device, pursuant to Part 15 of the FCC Rules. These limits are designed to provide reasonable protection against harmful interference in a residential installation.

This equipment generates uses and can radiate radio frequency energy and, if not installed and used in accordance with the instructions, may cause harmful interference to radio communications. However, there is no guarantee that interference will not occur in a particular installation. If this equipment does cause harmful interference to radio or television reception, which can be determined by turning the equipment off and on, the user is encouraged to try to correct the interference by one or more of the following measures:

Reorient or relocate the receiving antenna.

Increase the separation between the equipment and receiver.

Connect the equipment into an outlet on a circuit different from that to which the receiver is connected.

Consult the dealer or an experienced radio/TV technician for help.

**SAR Information Statement**

Your wireless phone is a radio transmitter and receiver. It is designed and manufactured not to exceed the emission limits for exposure to radiofrequency (RF) energy set by the Federal Communications Commission of the U.S. Government. These limits are part of comprehensive guidelines and establish permitted levels of RF energy for the general population. The guidelines are based on standards that were developed by independent scientific organizations through periodic and thorough evaluation of scientific studies. The standards include a substantial safety margin designed to assure the safety of all persons, regardless of age and health. The exposure standard for wireless mobile phones employs a unit of measurement known as the Specific Absorption Rate, or SAR. The SAR limit set by the FCC is 1.6 W/kg. * Tests for SAR are conducted with the phone transmitting at its highest certified power level in all tested frequency bands. Although the SAR is determined at the highest certified power level, the actual SAR level of the phone while operating can be well below the maximum value. This is because the phone is designed to operate at multiple power levels so as to use only the power required to reach the network. In general, the closer you are to a wireless base station antenna, the lower the power output. Before a phone model is available for sale to the public, it must be tested and certified to the FCC that it does not exceed the limit established by the government adopted requirement for safe exposure. The tests are performed in positions and locations (e.g., at the ear and worn on the body) as required by the FCC for each model. The highest SAR value for this model phone when tested for use at the ear is 0.438W/Kg and when worn on the body, as described in this user guide, is 1.075W/Kg (Body-worn measurements differ among phone models, depending upon available accessories and FCC requirements). While there may be differences between the SAR levels of various phones and at various positions, they all meet the government requirement for safe exposure. The FCC has granted an Equipment Authorization for this model phone with all reported SAR levels evaluated as in compliance with the FCC RFexposure guidelines. SAR information on this model phone is on file with the FCC and can be found under the Display Grant section of http://www.fcc.gov/ oet/fccid after searching on
FCC ID: 2ASWWTAB4G Additional information on Specific Absorption Rates (SAR) can be found on the Cellular Telecommunications Industry Asso-ciation (CTIA) web-site at http://www.wow-com.com. * In the United States and Canada, the SAR limit for mobile phones used by the public is 1.6 watts/kg (W/kg) averaged over one gram of tissue. The standard incorporates a sub-stantial margin of safety to give additional protection for the public and to account for any variations in measurements.

**Body-worn Operation**

This device was tested for typical body-worn operations. To comply with RF exposure requirements, a minimum separation distance of 10mm must be maintained between the user's body and the handset, including the antenna. Third-party belt-clips, holsters, and similar accessories used by this device should not contain any metallic components. Body-worn accessories that do not meet these requirements may not comply with RF exposure requirements and should be avoided. Use only the supplied or an approved antenna.