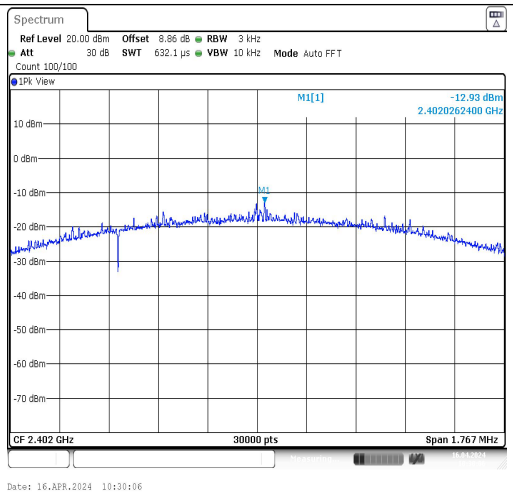

BLE_2M-Ant1-2402-PASS

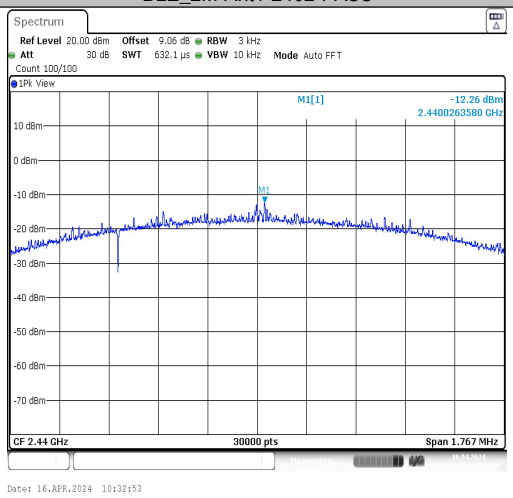

BLE_2M-Ant1-2440-PASS

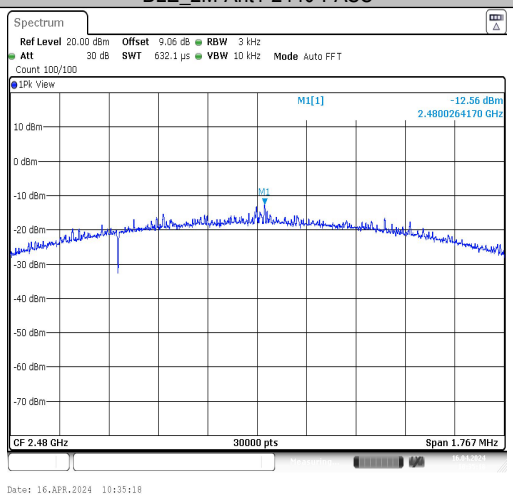

BLE_2M-Ant1-2480-PASS

6.5 Band edge measurements

6.5.1 Test Result

TestMode	Antenna	ChName	Frequency[MHz]	RefLevel[dBm]	Result[dBm]	Limit[dBm]	Verdict
BLE_1M	Ant1	Low	2402	4.93	-46.12	≤-15.07	PASS
BLE_1M	Ant1	High	2480	5.19	-46.77	≤-14.81	PASS
BLE_2M	Ant1	Low	2402	4.83	-27.84	≤-15.17	PASS
BLE_2M	Ant1	High	2480	5.10	-46.86	≤-14.9	PASS

6.5.2 Test Graphs

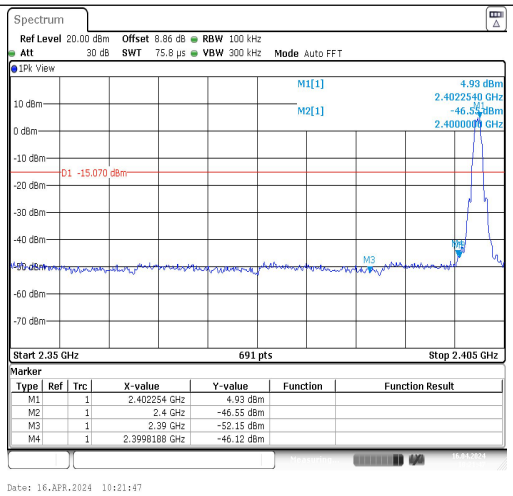

BLE_1M-Ant1-2402-PASS

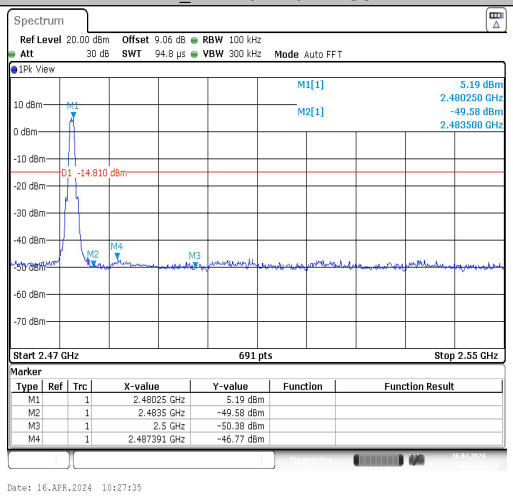

BLE_1M-Ant1-2480-PASS

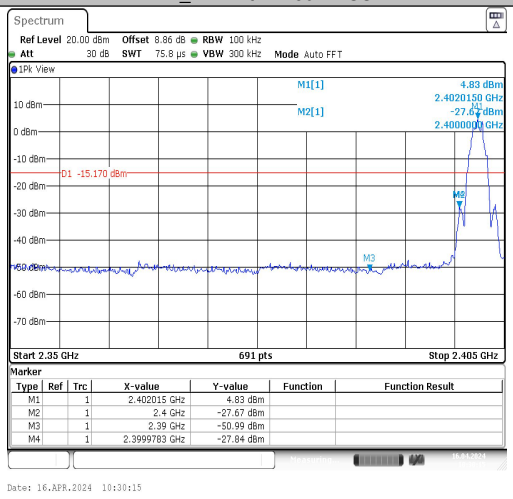

BLE_2M-Ant1-2402-PASS

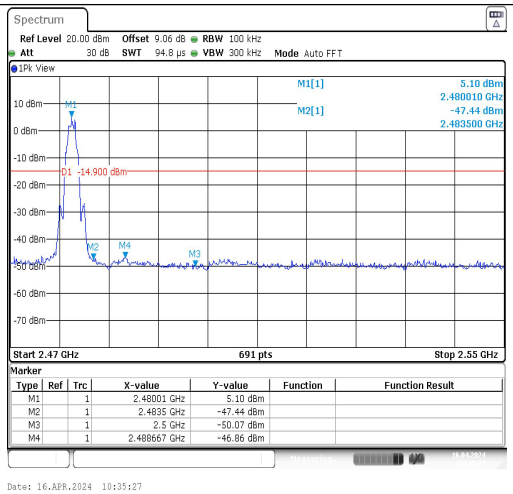

BLE_2M-Ant1-2480-PASS

6.6 Out Of Band Emission Measurement

6.6.1 Test Result

TestMode	Antenna	Frequency[MHz]	FreqRange [MHz]	RefLevel [dBm]	Result[dBm]	Limit[dBm]	Verdict
BLE_1M	Ant1	2402	0~Reference	4.98	4.98	---	PASS
BLE_1M	Ant1	2402	30~1000	4.98	-58.1	≤-15.02	PASS
BLE_1M	Ant1	2402	1000~26500	4.98	-47.69	≤-15.02	PASS
BLE_1M	Ant1	2440	0~Reference	5.39	5.39	---	PASS
BLE_1M	Ant1	2440	30~1000	5.39	-57.92	≤-14.61	PASS
BLE_1M	Ant1	2440	1000~26500	5.39	-47.43	≤-14.61	PASS
BLE_1M	Ant1	2480	0~Reference	5.16	5.16	---	PASS
BLE_1M	Ant1	2480	30~1000	5.16	-57.58	≤-14.84	PASS
BLE_1M	Ant1	2480	1000~26500	5.16	-47.38	≤-14.84	PASS
BLE_2M	Ant1	2402	0~Reference	4.82	4.82	---	PASS
BLE_2M	Ant1	2402	30~1000	4.82	-58.59	≤-15.18	PASS
BLE_2M	Ant1	2402	1000~26500	4.82	-47.69	≤-15.18	PASS
BLE_2M	Ant1	2440	0~Reference	5.29	5.29	---	PASS
BLE_2M	Ant1	2440	30~1000	5.29	-57.65	≤-14.71	PASS
BLE_2M	Ant1	2440	1000~26500	5.29	-47.32	≤-14.71	PASS
BLE_2M	Ant1	2480	0~Reference	5.05	5.05	---	PASS
BLE_2M	Ant1	2480	30~1000	5.05	-57.85	≤-14.95	PASS
BLE_2M	Ant1	2480	1000~26500	5.05	-47.17	≤-14.95	PASS

6.6.2 Test Graphs

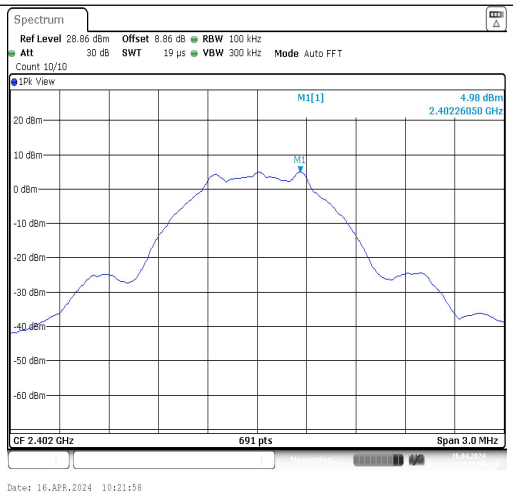

BLE_1M-Ant1-2402-0~Reference-PASS

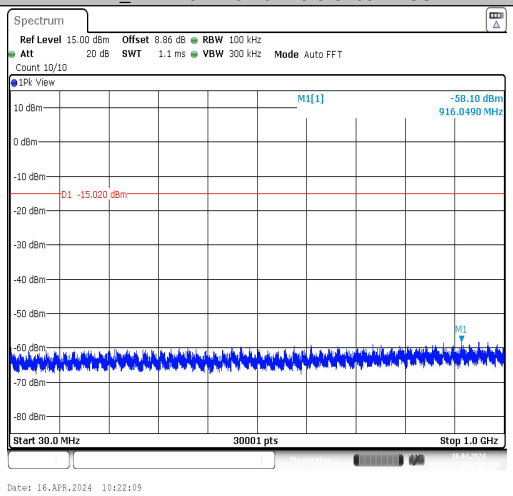

BLE_1M-Ant1-2402-30~1000-PASS

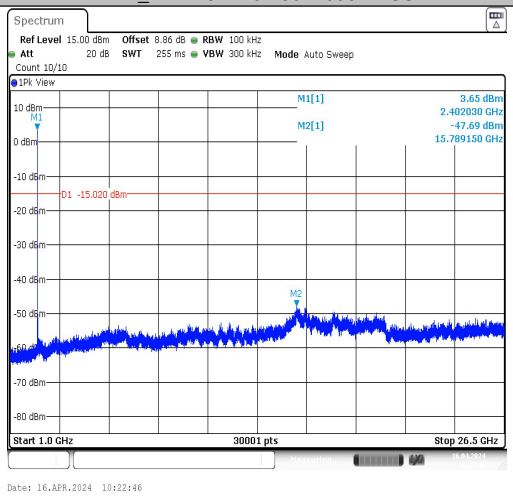

BLE_1M-Ant1-2402-1000~26500-PASS

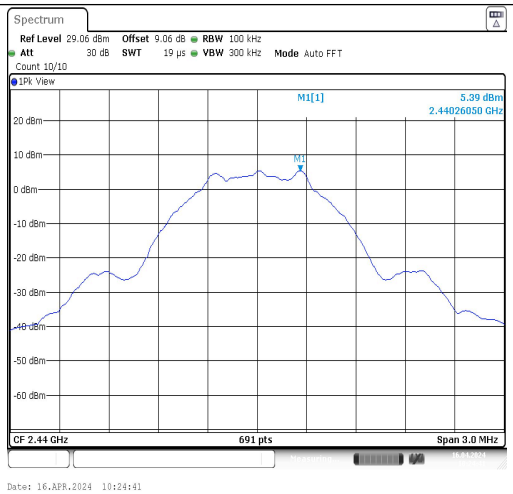

BLE_1M-Ant1-2440-0~Reference-PASS

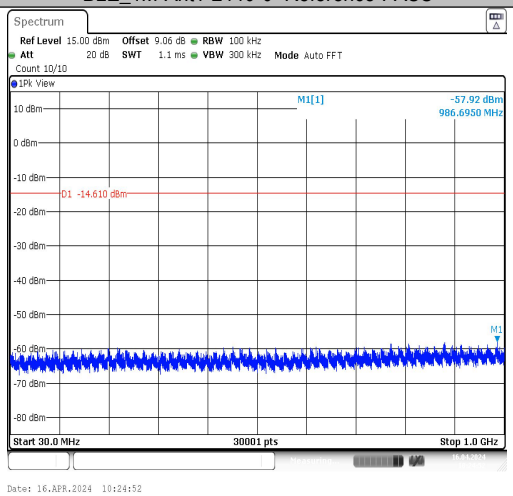

BLE_1M-Ant1-2440-30~1000-PASS

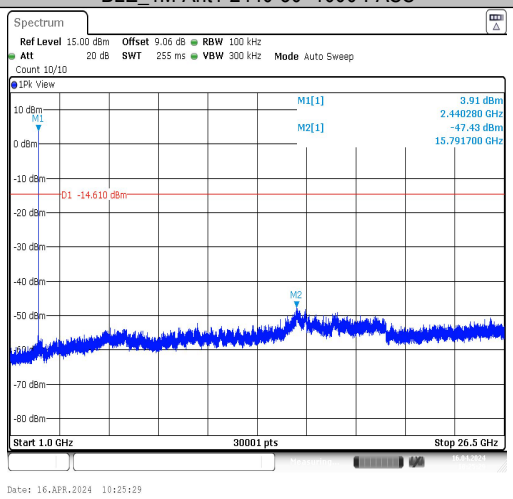

BLE_1M-Ant1-2440-1000~26500-PASS

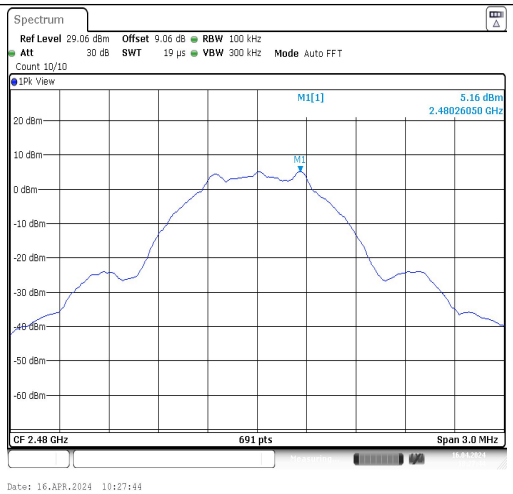

BLE_1M-Ant1-2480-0~Reference-PASS

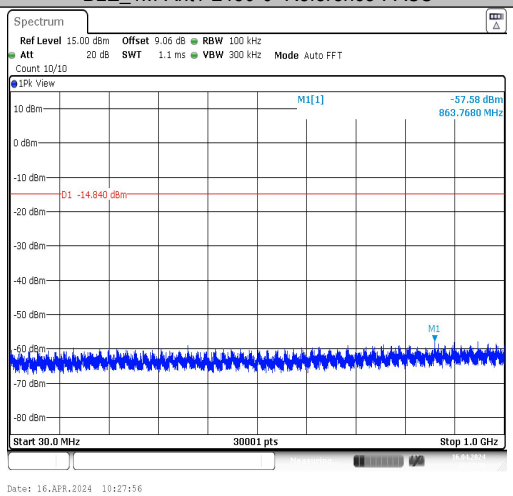

BLE_1M-Ant1-2480-30~1000-PASS

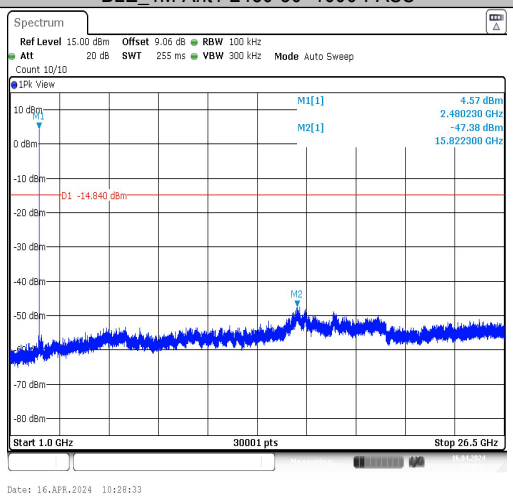

BLE_1M-Ant1-2480-1000~26500-PASS

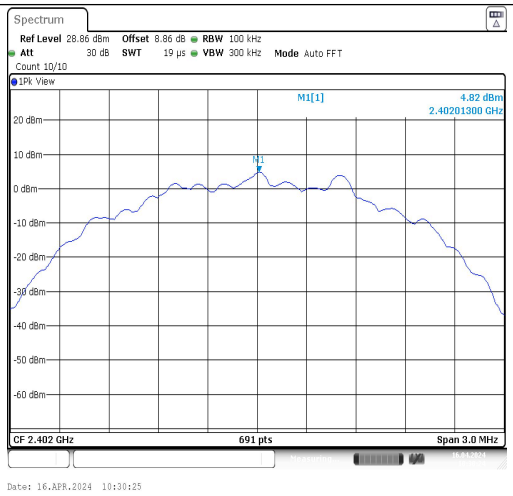

BLE_2M-Ant1-2402-0~Reference-PASS

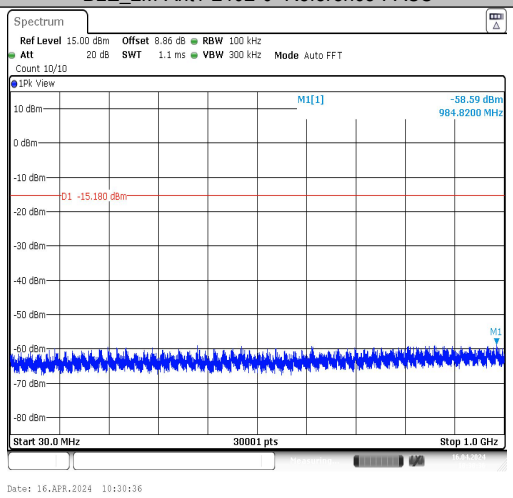

BLE_2M-Ant1-2402-30~1000-PASS

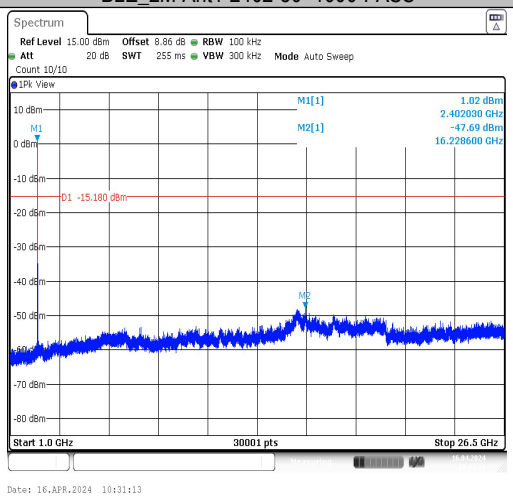

BLE_2M-Ant1-2402-1000~26500-PASS

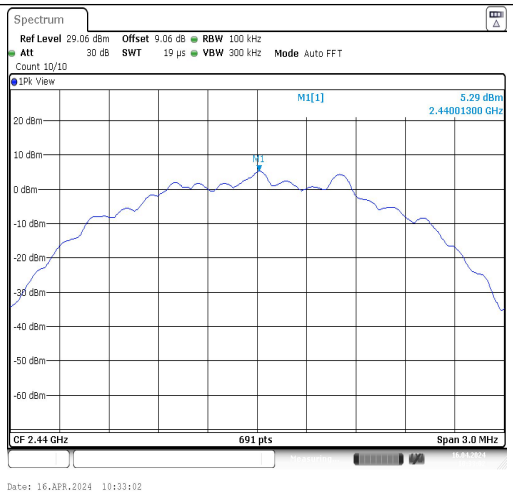

BLE_2M-Ant1-2440-0~Reference-PASS

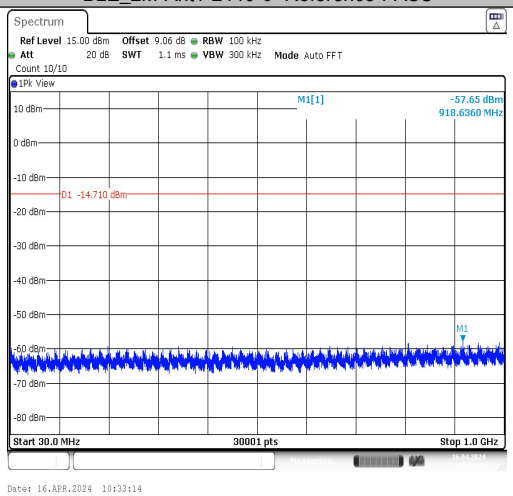

BLE_2M-Ant1-2440-30~1000-PASS

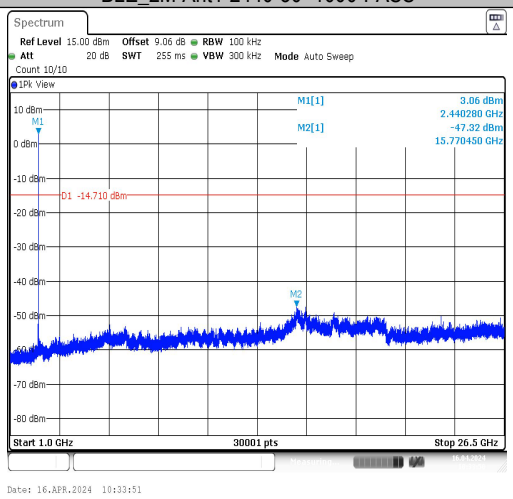

BLE_2M-Ant1-2440-1000~26500-PASS

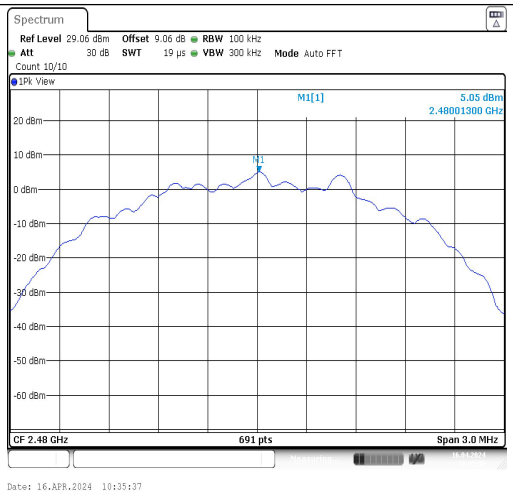

BLE_2M-Ant1-2480-0~Reference-PASS

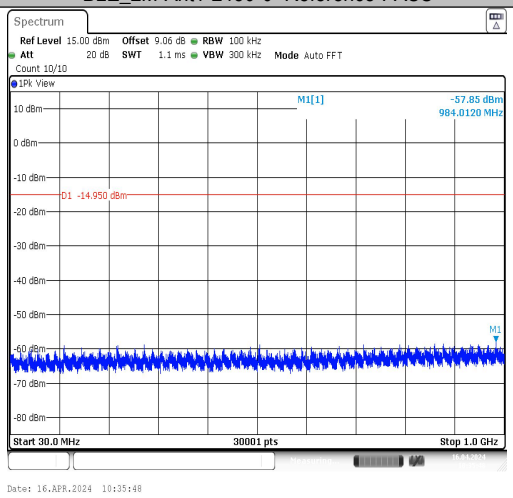

BLE_2M-Ant1-2480-30~1000-PASS

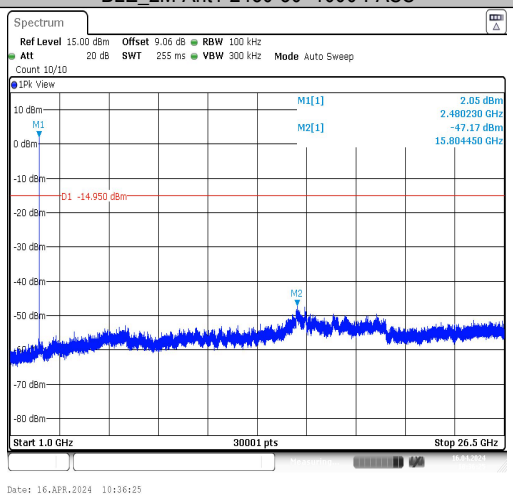

BLE_2M-Ant1-2480-1000~26500-PASS

6.7 Duty Cycle

6.7.1 Test Result

TestMode	Antenna	Frequency[MHz]	ON Time [ms]	Period [ms]	Duty Cycle [%]	Duty Cycle Factor[dB]
BLE_1M	Ant1	2402	2.14	2.50	85.60	0.68
BLE_1M	Ant1	2440	2.14	2.50	85.60	0.68
BLE_1M	Ant1	2480	2.14	2.50	85.60	0.68
BLE_2M	Ant1	2402	1.08	1.88	57.45	2.41
BLE_2M	Ant1	2440	1.08	1.88	57.45	2.41
BLE_2M	Ant1	2480	1.08	1.88	57.45	2.41

6.7.2 Test Graphs

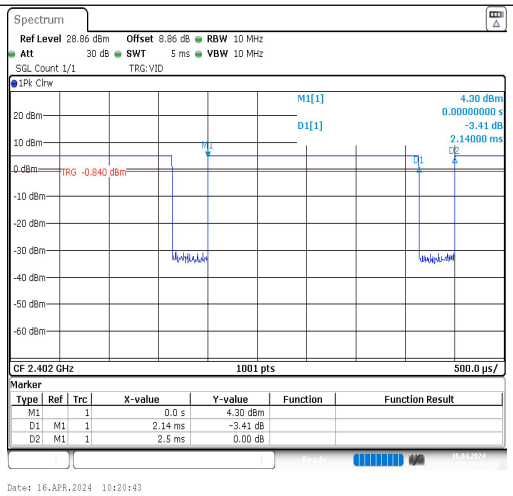

NTNV-BLE_1M-Ant1-2402

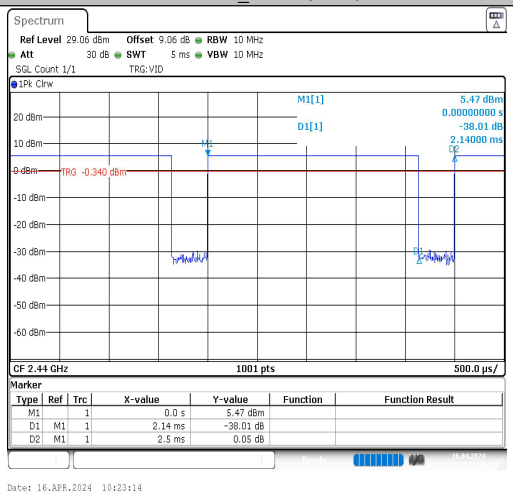

NTNV-BLE_1M-Ant1-2440

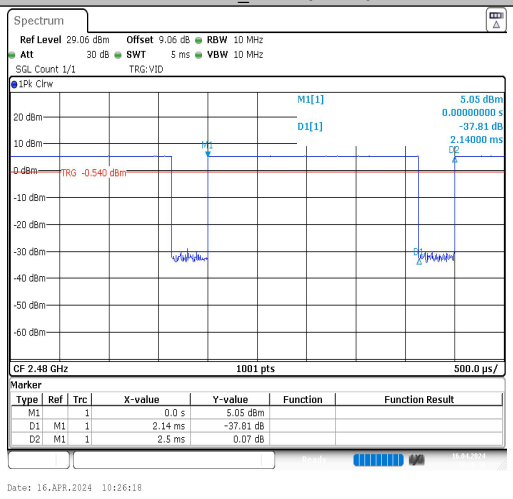

NTNV-BLE_1M-Ant1-2480

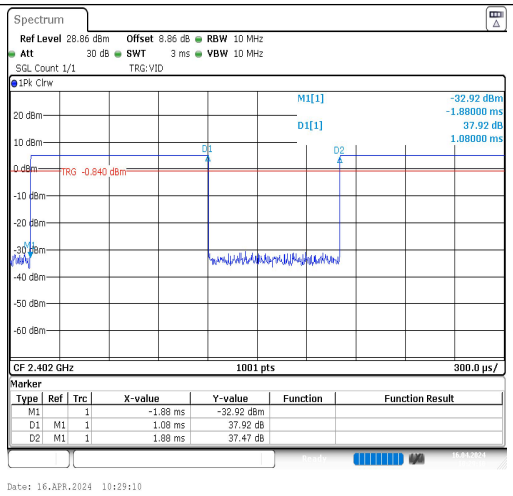

NTNV-BLE_2M-Ant1-2402

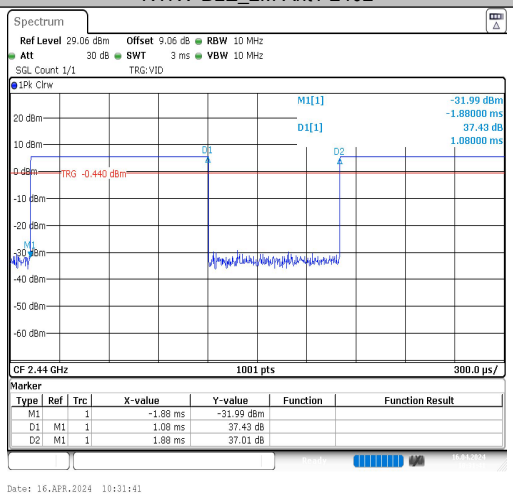

NTNV-BLE_2M-Ant1-2440

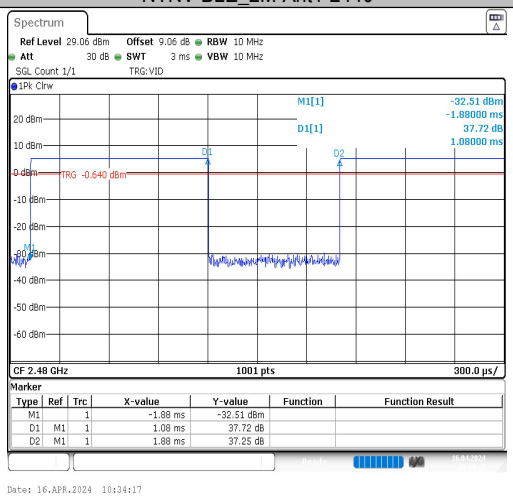

NTNV-BLE_2M-Ant1-2480

------ End of the Report ------

Important

(1) The test report is invalid without the official stamp of CVC;

(2) Any part photocopies of the test report are forbidden without the written permission from CVC;

(3) The test report is invalid without the signatures of Approval and Reviewer;

(4) The test report is invalid if altered;

(5) Objections to the test report must be submitted to CVC within 15 days.

(6) Generally, commission test is responsible for the tested samples only.

(7) As for the test result “-” or “N” means “not applicable”, “/” means “not test”, “P” means “pass” and “F” means “fail”

Address: No. 1301, Guanguang Road, Xinlan Community, Guanlan Street, Longhua District, Shenzhen, Guangdong, 518110, P. R. China

Post Code：518110 Tel：0755-23763060-8805

Fax：0755-23763060 E-mail：sz-kf@cvc.org.cn

http://www.cvc.org.cn