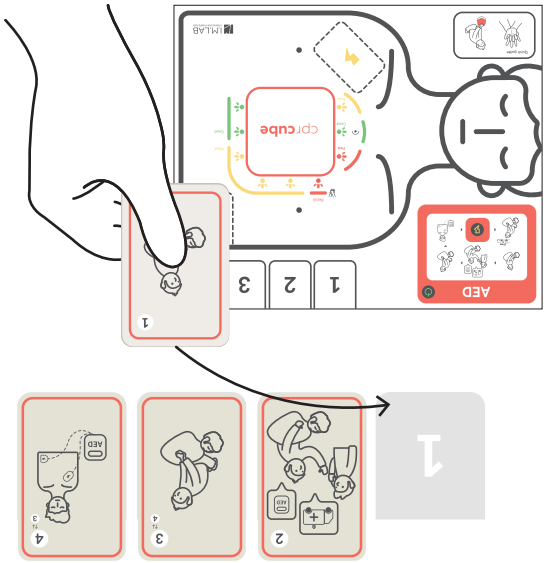

MATCHING SCENARIO CARDS

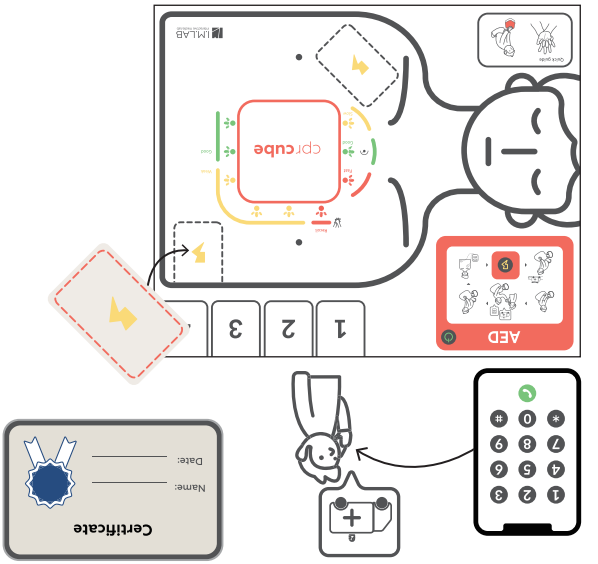

ROLE PLAYING

WARRANTY

1. Manufacturer offers a LIMITED WARRANTY against any defects in workmanship or materials under normal use for one (1) year from the date of purchase. Any component of the cprCUBE which proves defective within the warranty period will be repaired, free of charge. The customer is responsible for shipping and handling fees to the place which manufacturer designates.
2. Customer must provide proof of the date of purchase, place of purchase and the purchase price in order to obtain service under this limited warranty. No agent, representative, dealer of Manufacturer has the authority to alter the obligations or limitations of this limited warranty.
3. CUSTOMER'S SOLE AND EXCLUSIVE REMEDY AGAINST MANUFACTURE SHALL BE FOR THE REPAIR OR REPLACEMENT OF DEFECTIVE GOODS AS PROVIDED HEREIN. Repair of any component of any cprCUBE does not extend this limited warranty or begin a new limited warranty period.
4. Manufacturer reserves the right to refuse warranty service or replacement when product failure is due to abrasion, abnormal use, misuse, mishandling, misapplication, accident, neglect, improper installation, modification, use of unauthorized parts or attachments, adjustments or repair performed by anyone other than manufacturer or its authorized agent, or any causes other than defective workmanship or material. This limited warranty does not cover failure or damage resulting from unsuitable operating environments or storing environments or natural disasters or acts of God. MANUFACTURE SHALL NOT BE LIABLE FOR INCIDENTAL OR CONSEQUENTIAL DAMAGES ARISING OUT OF THE USE OF THE cprCUBE OR THE BREACH OF THIS OR ANY OTHER EXPRESSED OR IMPLIED WARRANTY.

1. 제조사는 구매 일로부터 일 (1) 년 동안 정상적인 사용 상태에서의 제작상의 또는 부품의 결함에 대해 제한적 보증을 제공합니다. 구매일로부터 12 개월 이내에 결함이 있는 것으로 판명 된 제품은 무료로 수리됩니다. 구매자는 업체가 지정한 장소로 운송 및 취급 수수료를 지불해야 합니다.
2. 구매자는 제한적 보증에 명시된 서비스를 받으려면 구입 날짜, 구매 장소 및 구매 가격을 증명해야 합니다. 제조사의 에이전트 또는 판매원은 이 제한적 보증의 의무 또는 제약을 변경할 수 있는 권한이 없습니다.
3. 제조사에 대한 제품구매자의 유일한 배타적 보증은 여기에 명시된 결함 제품의 수리를 위한 것입니다. cprCUBE 의 수리로 인하여 기존 보증기간의 연장 또는 새로운 보증 기간의 시작이 적용되지 않습니다.
4. 제조사는 잘못된 사용, 취급부주의, 사고, 불적절한 설치, 잘못된 적용에 의한 오용, 개조, 승인되지 않은 부품 또는 첨부물의 사용, 또는 승인 된 사람 이외의 사람이 수행 한 수리 또는 개조로 인한 제품 고장 및 제조결함 이외의 원인에 대하여는 보증 서비스를 제공하지 않습니다. 또한, 제한적 보증은 마모, 비정상적인 사용, 부주의로 인한 손상, 무단 개조, 제품의 사용이 부적합한 환경에서의 사용이나 보관으로 인해 발생된 손상, 자연재해 및 천재지변에 의한 손상에 관해서는 보상하지 않습니다. 제조사는 cprCUBE의 미사용에 의한 우발적 혹은 필연적 손해 또는 기타 다른 명시적 또는 묵시적 보증의 위반으로 인한 경우 발생하는 손해에 대해 책임을지지 않습니다.

cprcube

- User Guide-

COMPOMENTS

① User Guide
② Scenario cards
③ Color ID stickers
④ cpr**CUBE** Board
⑤ cpr**CUBE** main body

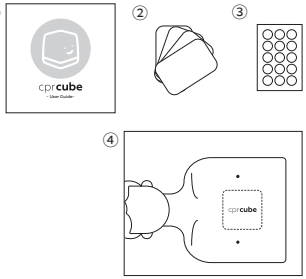

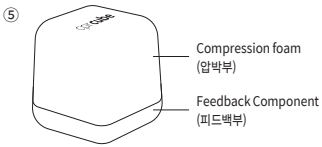

*Batteries are not included(4 AA batteries needed)
Alkaline batteries are recommended for this product.
AA 배터리는 포함되어 있지 않습니다. (4개 필요)
본 제품은 알카라인 건전지 사용을 권장합니다.

Guide for
cprcube PRO

HOW TO USE

1. Body rear battery fitting

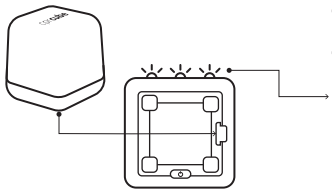

2. Turn On/Off

Push once to turn on
한 번 눌러 전원을 킵니다.

Push for 2 seconds to turn off
2초 간 눌러 전원을 끕니다.

When the device turn On/Off, LEDs light and melody sounds
전원 On/Off 시 LED 와 알림벨이 작동 합니다.

The device turns off with no action more than 10 minutes
10분 이상 동작하지 않으면, 자동으로 꺼집니다.

3. Put on the Board

Unfold the board and place cprCUBE main body matching the logo orientation
접힌 보드를 잘 펴준 뒤, 로고 방향에 맞춰 큐브를 올려 놓습니다.

Start guide mode

Compress cprCUBE main body for more than 3 seconds to activate guide mode
큐브를 3초 간 꾹 누르고 있으면 가이드 모드로 전환됩니다. (가이드 모드가 시작되면 메트로놈 알림음이 반복됩니다.)

PRODUCT INFORMATION

[Product Information]

Product name	cprCUBE Pro [특정소출력 무선기기 (무선데이터통신시스템용 무선기기)]
Model number	CC3G
MFR/Country	I.M.LAB Inc./ South Korea
Certifier Identification code	KC ID: R-C-iML-CC3G FCC ID: 2ASY3CC3G

[Product Specification]

1. cprCUBE Board

Dimension	100×110×0.5 (mm) (Folded) 400×330 (mm) (Unfolded)
Weight	17.5g

2. cprCUBE main body

Dimension	100×100×110(mm)
Weight	245g
Power supply	6.0V , 100mA (4 AA alkaline batteries)
Class B Device(B급 기기)	

RF Specification
- BLE/ 1Mbps
- Frequency 2.4 GHz Band
- Max. RF output power: -13 dBm

Operation Temperature -10~50°C

This device can be operated in at least one Member State without infringing applicable requirements on the use of radio spectrum.

PRODUCT INFORMATION

FCC Part 15.19

This device complies with part 15 of the FCC Rules. Operation is subject to the following two conditions:
(1) This device may not cause harmful interference, and (2) this device must accept any interference received, including interference that may cause undesired operation.

FCC Part 15.21

Any changes or modifications (including the antennas) to this device that are not expressly approved by the manufacturer may void the user's authority to operate the equipment.

FCC Part 15 B

This equipment has been tested and found to comply with the limits for a Class B digital device, pursuant to part 15 of the FCC Rules. These limits are designed to provide reason able protection against harmful interference in a residential installation. This equipment generates, uses and can radiate radio frequency energy and, if not installed and used in accordance with the instructions, may cause harmful interference to radio communications. However, there is no guarantee that interference will not occur in a particular installation. If this equipment does cause harmful interference to radio or television reception, which can be determined by turning the equipment off and on, the user is encouraged to try to correct the interference by one or more of the following measures:
- Reorient or relocate the receiving antenna.
- Increase the separation between the equipment and receiver.
- Connect the equipment into an outlet on a circuit different from that to which the receiver is connected.
- Consult the dealer or an experienced radio/TV technician for help.

FCC RF Radiation Exposure Statement:

This equipment complies with FCC RF Radiation exposure limits set forth for an uncontrolled environment.
This device and its antenna must not be co-located or operating in conjunction with any other antenna or transmitter.

⚠ CAUTION
- Keep the used batteries out of reach of children and dispose separately.
- If you do not use the device for a long period of time remove and store the batteries.
- Do not use a new battery and an old battery together.

I.M.LAB
interactive media lab

Copyright © 2020. I.M.LAB Inc.

E-mail. contact@imlabworld.com
Tel. 070-5056-3900
Fax. 0505-170-3900

7F ,165, Yeoksam-ro, Gangnam-gu, Seoul
서울특별시 강남구 역삼로 165, 7층 아이엠랩