533.4mm

76.2mm

101.6mm

FLI CHARGE

FLIqi

Fast charging Qi module

User manual

FCC ID: 2ATZA-01004
IC: 25275-01004

Welcome

Thank you for purchasing the FLIqi fast charging Qi module. Simply place your Qi-enabled smartphone or wireless device on the FLIqi surface to charge.

Package contents

- (1) FLIqi fast charging Qi module
- User manual

Features

- The FLIqi provides 10 watts of fast charging power. Place the FLIqi module on any FLI Charge conductive surface to fast charge the latest Apple, Samsung and Android smartphones or any Qi-enabled wireless device.
- The FLIqi can also be used as a standalone Qi charger when plugged into a wall outlet.
- Vented case prevents overheating.
- Compact design for easy portability.

How to Use

- Place the FLIqi fast charging Qi module onto any powered FLI Charge conductive surface ensuring that at least 2 of the pogo pins located on the bottom make contact.

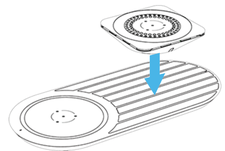

How to Use

- Place your Qi-enabled smartphone or wireless device on the FLIqi surface to charge.

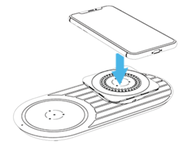

- Charging begins on contact.

How to Use

- If using as a standalone charger, use a USB-C cable with power adapter (both not included) to connect the FLIqi to a wall outlet.

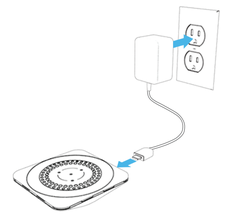

Maintenance and Usage

- Place the FLIqi on any FLI Charge conductive surface making sure at least 2 of the 4 pogo pins make contact. Confirm that the conductive surface is powered on.
- If using as a standalone charger, the AC wall outlet should be located near the FLIqi charging pad and be easily accessible.
- Ensure that dirt or other contaminants are not on the charging pad or underneath the FLIqi. Charging will not occur if proper contact between the FLIqi and the FLI Charge conductive surface is not made.
- Ensure that the Qi-enabled device is resting flat on the charging surface of the FLIqi. Charging will not occur if the device is in a tipped position and not centered on the pad.
- If you are using a case with your Qi-enabled smartphone, ensure that it is not too thick and is Qi compatible. Otherwise, your phone may not charge.

Troubleshooting Guide

The following table lists potential problems and their suggested solutions:

Problem	Cause	Solution
Indicator light does not turn on when a device is placed on the FLIqi charging pad.	The device is not Qi-enabled.	Place only Qi-enabled devices on the Qi charging pad.
	Device is not resting properly on the FLIqi charging pad surface.	Ensure the device is laying flat and making good contact with the charging surface. Clean pad surface if necessary.
	USB-C cable not firmly plugged into charging pad or AC adapter not plugged into wall socket.	Ensure the AC adapter is plugged into a working outlet and the USB-C plug is firmly inserted into charging pad.
	The FLIqi module is not making contact with the FLI Charge conductive surface.	Make sure at least 2 of the 4 pogo pins are making contact with the FLI Charge conductive surface.
	Smartphone case is too thick and/or non Qi-compatible.	Replace with thinner and/or Qi-compatible smartphone case.
Device does not indicate charging when placed on the FLIqi charging pad.	Device is not resting properly on the FLIqi charging pad surface.	Ensure the device is laying flat and making good contact with the charging surface. Clean pad surface if necessary.
	Smartphone case is too thick and/or non Qi-compatible.	Replace with thinner and/or Qi-compatible smartphone case.
Indicator light continuously blinks on and off (devices do not charge).	Metallic objects such as keys or coins may be on the charging pad.	Remove metal objects and charging will resume normally.

FLI Charge Limited Warranty

Who May Use This Warranty?
Pursuant to this limited warranty (the "Warranty"), FLI Charge LLC located at 191 East Deerpath, Suite 100, Lake Forest, Illinois 60045, United States ("We") extend this Warranty only to the consumer who originally purchased the FLI Charge Product ("You").
Subject to applicable law, this Warranty is (a) only available to You and no other person, (b) not transferrable or assignable by You, and (c) only enforceable by You and in no event or circumstance will a third party have any right, title or interest to assert any rights under this Warranty.
What Does This Warranty Cover?
This Warranty covers defects in material or workmanship of all new FLI Charge products (the "Product") for the Warranty Period as defined below.
What Does This Warranty Not Cover?
This Warranty does not cover any damage caused by: (a) transportation; (b) storage; (c) misuse or abuse; (d) neglect; (e) improper use of electrical/power supply; (f) failure to follow the Product instructions or to perform any preventive maintenance; (g) modifications or use of unauthorized accessories; (h) unauthorized repair; (i) normal wear and tear; (j) environmental condition; or (k) external causes such as accidents, or other actions or events beyond Our reasonable control.
This Warranty does not apply to: (a) a Product purchased from a source other than Us or a FLI Charge Authorized Reseller; or (b) a Product operated in any country other than the country in which the Product was originally purchased.

FLI Charge Limited Warranty

(b) a Product operated in any country other than the country in which the Product was originally purchased.

What Is The Period Of Coverage?
This Warranty starts on the date of Your purchase and lasts for one year from the date of purchase (the "Warranty Period").
The Warranty Period is not extended if We replace the Product. We may change the availability of this Warranty at Our discretion, but any changes will not be retroactive.
What Are Your Remedies Under This Warranty?
With respect to any defective Product during the Warranty Period, We will replace such Product free of charge. If Your original Product is no longer available, We will replace it with a similar Product of equal value.
How Do You Obtain Warranty Service?
If You discover a defect or failure in the Product that is covered by the Warranty during the Warranty Period, You must first notify Us by emailing customer support at support@flicharge.com during the Warranty Period.
Upon receiving Our authorization, or at Our request, You must send the Product to:
FLI Charge
191 East Deerpath, Suite 100
Lake Forest, Illinois 60045
You are responsible for paying all costs of shipping the Product to Us for inspection.
In the event We determine, in Our sole discretion, it is impractical for You to ship Us the Product, We may request that You send the Product to a designated equipment repair facility for inspection. You are responsible for paying all costs of shipping the Product to the designated equipment repair facility for inspection.

FLI Charge Limited Warranty

When We receive the Product, We will determine if there is a defect or malfunction covered by this Warranty. If We find a defect or malfunction covered by this Warranty, We will send a replacement Product to You at Our cost.
Governing Law and Jurisdiction
This Warranty is governed by, and all questions concerning the meaning or applicability of this Warranty will be decided under, the laws of the State of Illinois without reference to its choice of law rules. Subject to applicable law, You agree that any legal action brought against Us related to this Warranty will be heard in, and You agree to the sole and exclusive jurisdiction of, the state and federal courts located in Lake County, Illinois.
The terms and conditions of this Warranty are subject to applicable law. If there is any provision of this Warranty that is not enforceable under applicable law, (a) such provision will be modified to make it enforceable under applicable law and (b) the remainder of this Warranty will remain in full force and effect.
Limitation of Liability
No other warranty has been made or will be made on Our behalf for the Product. No third party, including any employee or agent of FLI Charge, is authorized to make any representation or promise of warranty (whether express or implied) concerning the Product on Our behalf. This Warranty cannot be changed except in a signed writing by one of Our authorized representatives. This Warranty gives You specific legal rights and You may also have other rights, which vary from state to state.

FLI Charge Limited Warranty

TO THE EXTENT PERMITTED BY APPLICABLE LAW, THE REMEDIES DESCRIBED ABOVE ARE GIVEN IN PLACE OF ALL OTHER EXPRESS WARRANTIES AND ARE YOUR SOLE AND EXCLUSIVE REMEDIES FOR ANY BREACH OF THIS WARRANTY. TO THE EXTENT PERMITTED BY APPLICABLE LAW, IN NO EVENT WILL OUR LIABILITY FOR ANY CLAIM ARISING FROM OR RELATING TO THIS WARRANTY EXCEED THE ACTUAL AMOUNT
PAID BY YOU FOR THE DEFECTIVE PRODUCT, NOR SHALL WE UNDER ANY CIRCUMSTANCES BE LIABLE FOR ANY CONSEQUENTIAL, INCIDENTAL, SPECIAL OR PUNITIVE DAMAGES OR LOSSES, WHETHER DIRECT OR INDIRECT, EVEN IF WE HAVE BEEN ADVISED AS TO THE POSSIBILITY OF SUCH DAMAGES.
SOME STATES DO NOT ALLOW THE EXCLUSION OR LIMITATION OF INCIDENTAL OR CONSEQUENTIAL DAMAGES, SO THE ABOVE LIMITATION OR EXCLUSION MAY NOT APPLY TO YOU.
WE LIMIT THE DURATION AND REMEDIES OF ALL IMPLIED WARRANTIES, INCLUDING WITHOUT LIMITATION THE WARRANTIES OF MERCHANTABILITY AND FITNESS FOR A PARTICULAR PURPOSE TO THE DURATION OF THIS EXPRESS LIMITED WARRANTY.
SOME STATES DO NOT ALLOW LIMITATIONS ON HOW LONG AN IMPLIED WARRANTY LASTS, SO THE ABOVE LIMITATION MAY NOT APPLY TO YOU.
OUR RESPONSIBILITY FOR DEFECTIVE PRODUCTS IS LIMITED TO REPLACEMENT AS DESCRIBED ABOVE IN THIS WARRANTY STATEMENT.

FCC Warning

This device complies with part 15 of the FCC Rules. Operation is subject to the following two conditions: (1) this device may not cause harmful interference, and (2) this device must accept any interference received, including interference that may cause undesired operation.
Any changes or modifications not expressly approved by the party responsible for compliance
could void the user's authority to operate the equipment.
NOTE: This equipment has been tested and found to comply with the limits for a Class B digital device, pursuant to Part 15 of the FCC Rules. These limits are designed to provide reasonable protection against harmful interference in a residential installation. This equipment generates, uses and can radiate radio frequency energy and, if not installed and used in accordance with the instructions, may cause harmful interference to radio communications. However, there is no guarantee that interference will not occur in a particular installation.
If this equipment does cause harmful interference to radio or television reception,
which can be determined by turning the equipment off and on, the user is encouraged to try to correct the interference by one or more of the following measures:

- Reorient or relocate the receiving antenna.
- Increase the separation between the equipment and receiver.
- Connect the equipment into an outlet on a circuit different from that to which the receiver is connected.
- Consult the dealer or an experienced radio/TV technician for help.

FCC Warning

To maintain compliance with FCC's RF Exposure guidelines, This equipment should be installed and operated with minimum distance between 20cm the radiator your body: Use only the supplied antenna.

FCC RF Exposure Statement

The equipment complies with FCC Radiation exposure limit set forth for uncontrolled environment. This equipment should be installed and operated with minimum distance 20cm between the radiator and your body.

IC Caution

RSS-Gen Issue 5 March 2019 "&" RSS-Gen numéro 5 mars 2019

- English:
This device contains licence-exempt transmitter(s)/receiver(s) that comply with Innovation, Science and Economic Development Canada's licence-exempt RSS(s). Operation is subject to the following two conditions:
(1) This device may not cause interference.
(2) This device must accept any interference, including interference that may cause undesired operation of the device.
Any changes or modifications not expressly approved by the party responsible for compliance could void the user's authority to operate the equipment.

IC Caution

RF exposure statement:
The equipment complies with IC Radiation exposure limit set forth for uncontrolled environment. This equipment should be installed and operated with minimum distance 20cm between the radiator and your body.

- French:
Cet appareil contient des émetteurs / récepteurs exemptés de licence conformes aux RSS (RSS) d'Innovation, Sciences et Développement économique Canada. Le fonctionnement est soumis aux deux conditions suivantes:
(1) Cet appareil ne doit pas causer d'interférences.
(2) Cet appareil doit accepter toutes les interférences, y compris celles susceptibles de provoquer un fonctionnement indésirable de l'appareil.
Tout changement ou modification non expressément approuvé par la partie responsable de la conformité pourrait annuler l'autorité de l'utilisateur à utiliser l'équipement.
Déclaration d'exposition RF:
L'équipement est conforme à la limite d'exposition aux radiations de la IC établie pour un environnement non contrôlé. Cet équipement doit être installé et utilisé avec une distance minimale de 20 cm entre le radiateur et votre corps.

IC Warning
This device complies with Industry Canada licence-exempt RSS standard(s).
Operation is subject to the following two conditions:
(1) This device may not cause interference, and
(2) This device must accept any interference,
including interference that may cause undesired operation of the device.