Band-edge Compliance

DH5 - Channel 00 (2402MHz)

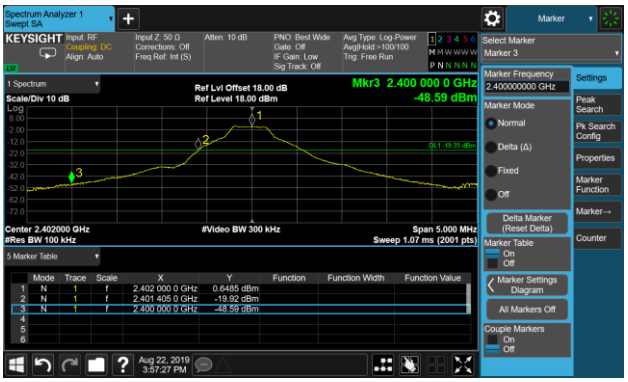

DH5 - Channel 78 (2480MHz)

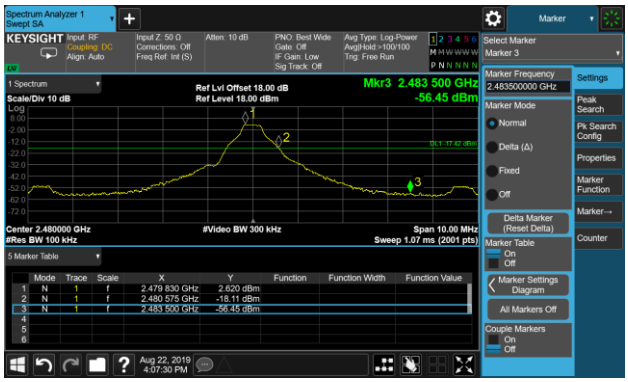

2DH5 - Channel 00 (2402MHz)

2DH5 - Channel 78 (2480MHz)

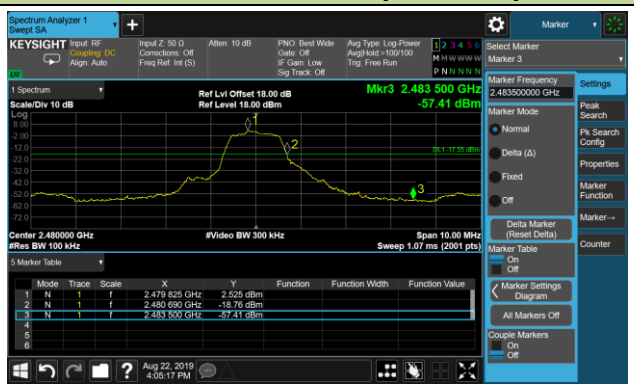

3DH5 - Channel 00 (2402MHz)

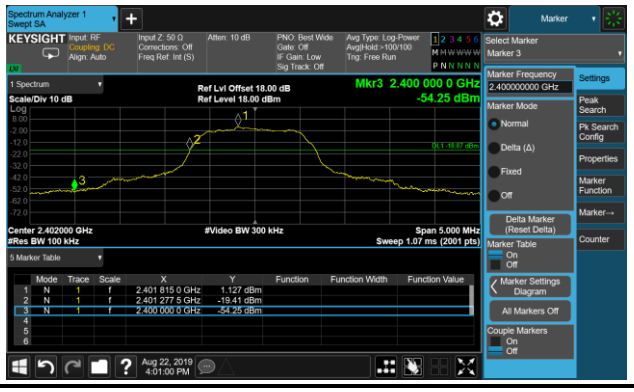

3DH5 - Channel 78 (2480MHz)

Operation Frequency Range of 20dB Bandwidth within Hopping Mode

DH5 - Channel 00 (2402MHz)

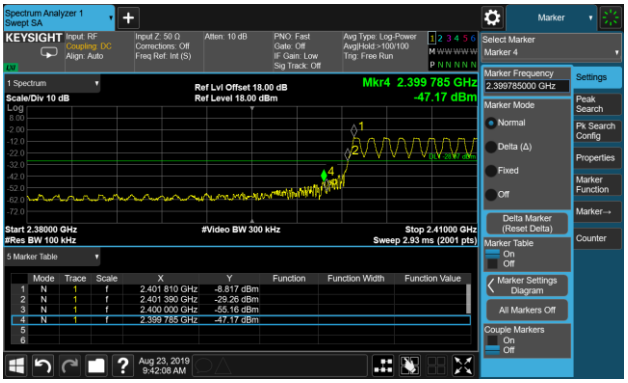

DH5 - Channel 78 (2480MHz)

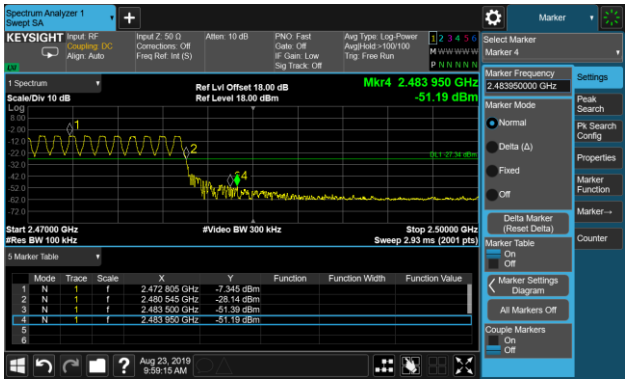

2DH5 - Channel 00 (2402MHz)

2DH5 - Channel 78 (2480MHz)

3DH5 - Channel 00 (2402MHz)

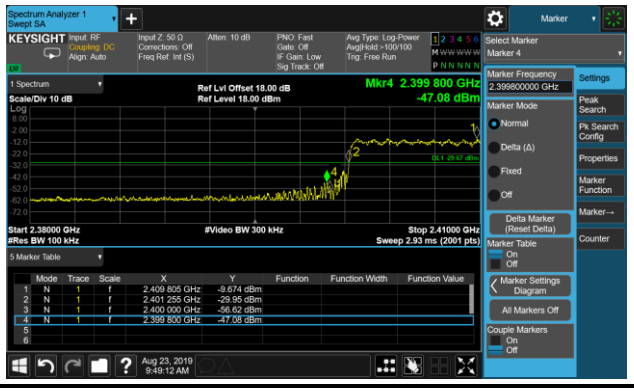

3DH5 - Channel 78 (2480MHz)

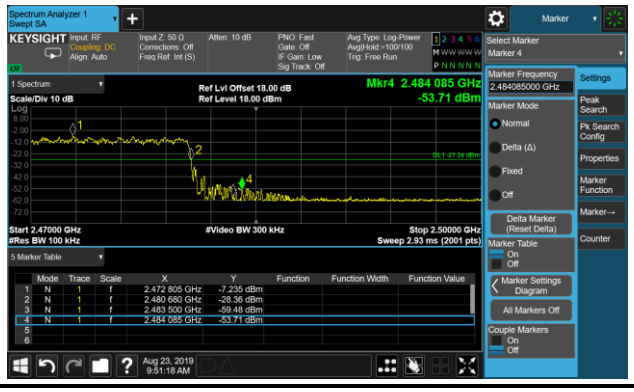

7.8. Conducted Spurious Emissions Measurement

7.8.1.Test Limit

In any 100 kHz bandwidth outside the frequency band in which the spread spectrum or digitally modulated intentional radiator is operating, the radio frequency power that is produced by the intentional radiator shall be at least 20 dB below that in the 100 kHz bandwidth within the band that contains the highest level of the desired power, based on either an RF conducted or a radiated measurement, provided the transmitter demonstrates compliance with the peak conducted or a radiated measurement, provided the transmitter demonstrates compliance with the peak conducted power limits.

7.8.2. Test Procedure Used

ANSI C63.10-2013 - Section 7.8.8

7.8.3.Test Setting

1. Span = Wide enough to capture the peak level of the in-band emission and all spurious emissions (e.g., harmonics) from the lowest frequency generated in the EUT up through the 10th harmonic. Typically, several plots are required to cover this entire span.
2. RBW = 100kHz
3. VBW = 300kHz
4. Detector = Peak
5. Sweep time = Auto couple
6. Trace mode = Max hold
7. Trace was allowed to stabilize
8. Set the marker on the peak of any spurious emission recorded. The level displayed must comply with the limit specified in this section.

7.8.4.Test Setup

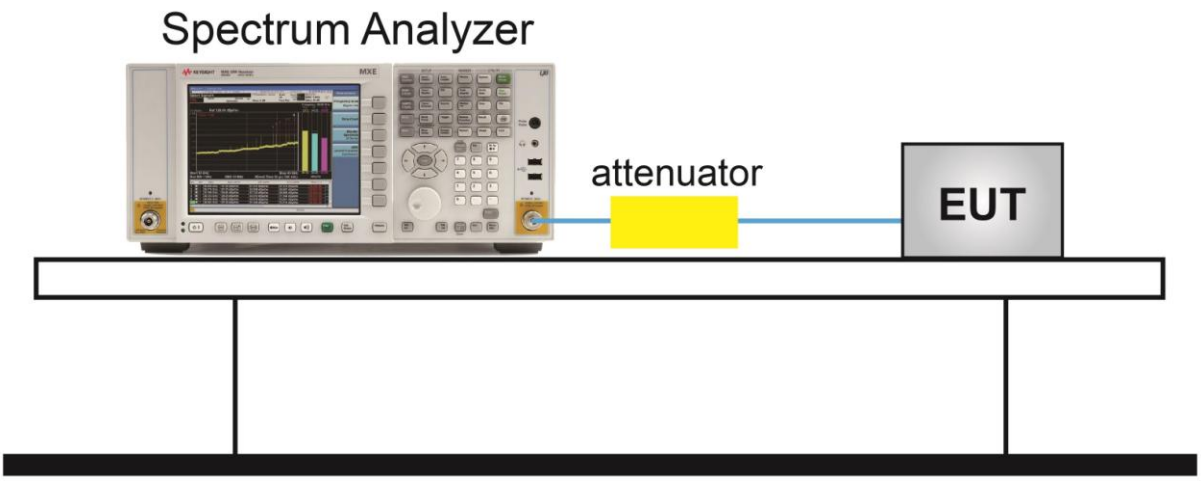

7.8.5.Test Result

Product	Monster Bluetooth Speaker	Temperature	25℃
Test Engineer	Snake Ni	Relative Humidity	52%
Test Site	TR3	Test Date	2019/08/22

Test Mode	Channel No.	Frequency (MHz)	Limit (MHz)	Result
DH5	00	2402	20dBc	Pass
DH5	39	2441	20dBc	Pass
DH5	78	2480	20dBc	Pass
2DH5	00	2402	20dBc	Pass
2DH5	39	2441	20dBc	Pass
2DH5	78	2480	20dBc	Pass
3DH5	00	2402	20dBc	Pass
3DH5	39	2441	20dBc	Pass
3DH5	78	2480	20dBc	Pass

DH5 Conducted Spurious Emissions	
Channel 00 (2402MHz)	**Channel 39 (2441MHz)**
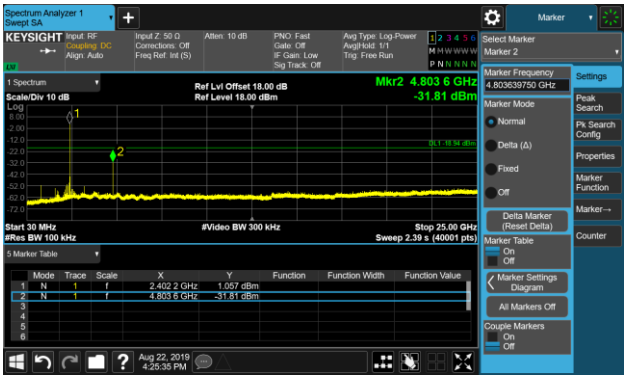	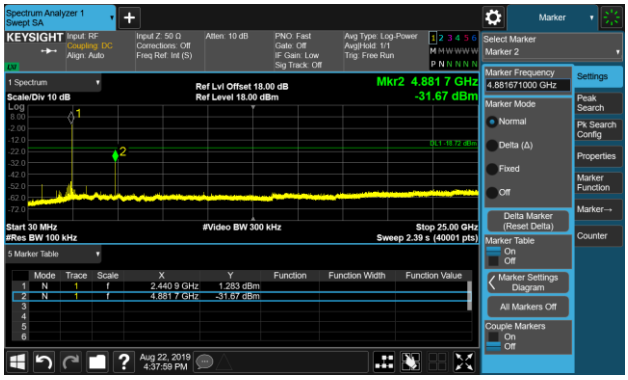
Channel 78 (2480MHz)	
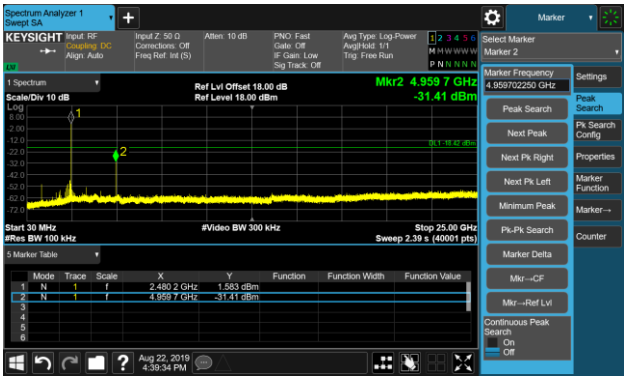	

2DH5 Conducted Spurious Emissions	
Channel 00 (2402MHz)	**Channel 39 (2441MHz)**
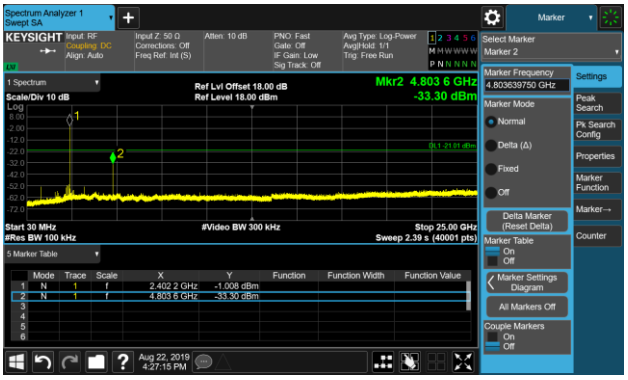	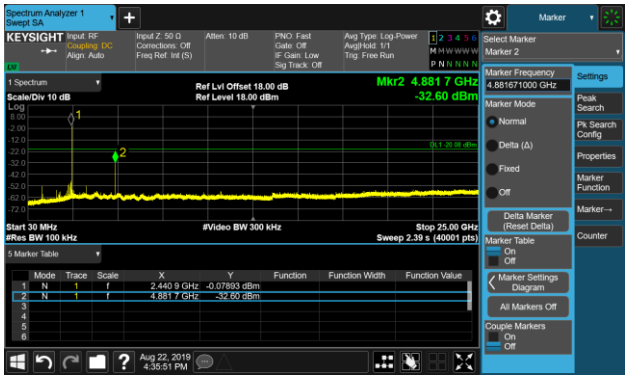
Channel 78 (2480MHz)	
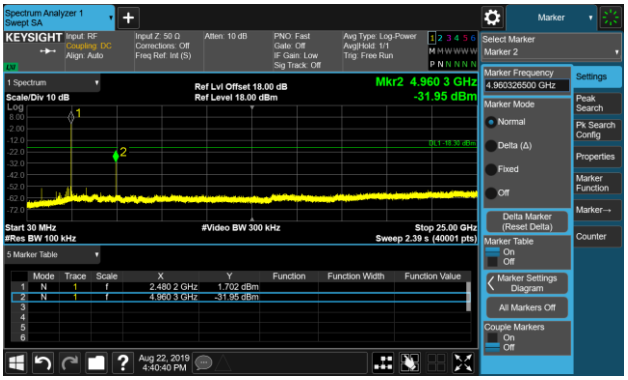	

3DH5 Conducted Spurious Emissions	
Channel 00 (2402MHz)	**Channel 39 (2441MHz)**
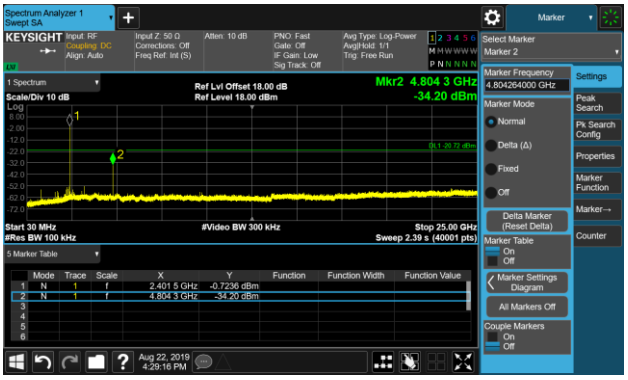	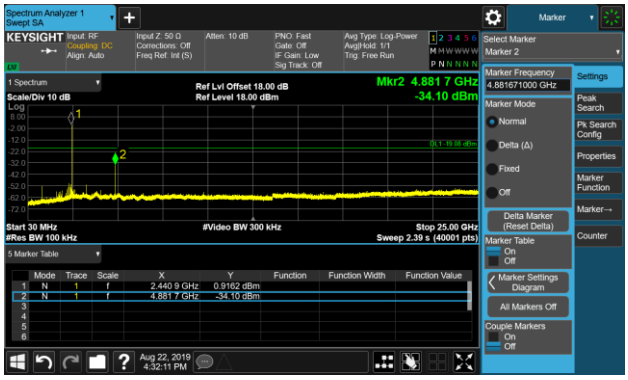
Channel 78 (2480MHz)	
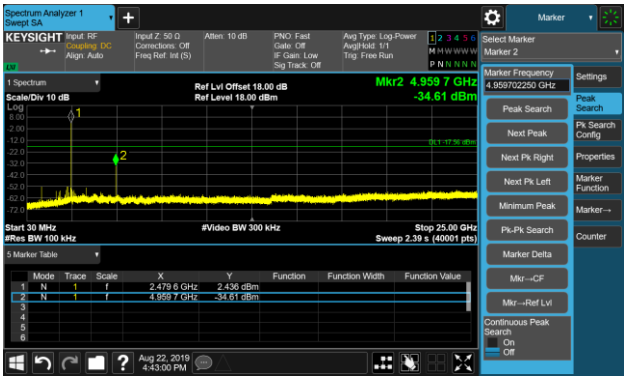	

7.9. Radiated Spurious Emission Measurement

7.9.1.Test Limit

All out of band emissions appearing in a restricted band as specified in Section 15.205 of the Title 47 CFR must not exceed the limits shown in Table per Section 15.209.

FCC Part 15.209 Limits		
Frequency (MHz)	Field Strength (μV/m)	Measured Distance (m)
0.009 - 0.490	2400/F (kHz)	300
0.490 - 1.705	24000/F (kHz)	30
1.705 - 30	30	30
30 - 88	100	3
88 - 216	150	3
216 - 960	200	3
Above 960	500	3

7.9.2.Test Procedure Used

ANSI C63.10 - Section 6.3 (General Requirements)

ANSI C63.10 - Section 6.4 (Standard test method below 30MHz)

ANSI C63.10 - Section 6.5 (Standard test method above 30MHz to 1GHz)

ANSI C63.10 - Section 6.6 (Standard test method above 1GHz)

7.9.3.Test Setting

Table 1 - RBW as a function of frequency

Frequency	RBW
9 ~ 150 kHz	200 ~ 300 Hz
0.15 ~ 30 MHz	9 ~ 10 kHz
30 ~ 1000 MHz	100 ~ 120 kHz
> 1000 MHz	1 MHz

Quasi-Peak Measurements below 1GHz

1. Analyzer center frequency was set to the frequency of the radiated spurious emission of interest
2. Span was set greater than 1MHz
3. RBW = As specified in Table 1
4. Detector = CISPR quasi-peak
5. Sweep time = Auto couple
6. Trace was allowed to stabilize

Peak Measurements above 1GHz

1. Analyzer center frequency was set to the frequency of the radiated spurious emission of interest
2. RBW = 1MHz
3. VBW = 3MHz
4. Detector = Peak
5. Sweep time = Auto couple
6. Trace mode = Max hold
7. Trace was allowed to stabilize

Average Measurements above 1GHz (Method VB)

1. Analyzer center frequency was set to the frequency of the radiated spurious emission of interest
2. RBW = 1MHz
3. VBW; If the EUT is configured to transmit with duty cycle ≥ 98%, set VBW = 10Hz

   If the EUT duty cycle is < 98%, set VBW ≥ 1/T. T is the minimum transmission duration
4. Detector = Peak
5. Sweep time = Auto
6. Trace mode = Max hold
7. Trace was allowed to stabilize

7.9.4.Test Setup

Below 1GHz Test Setup:

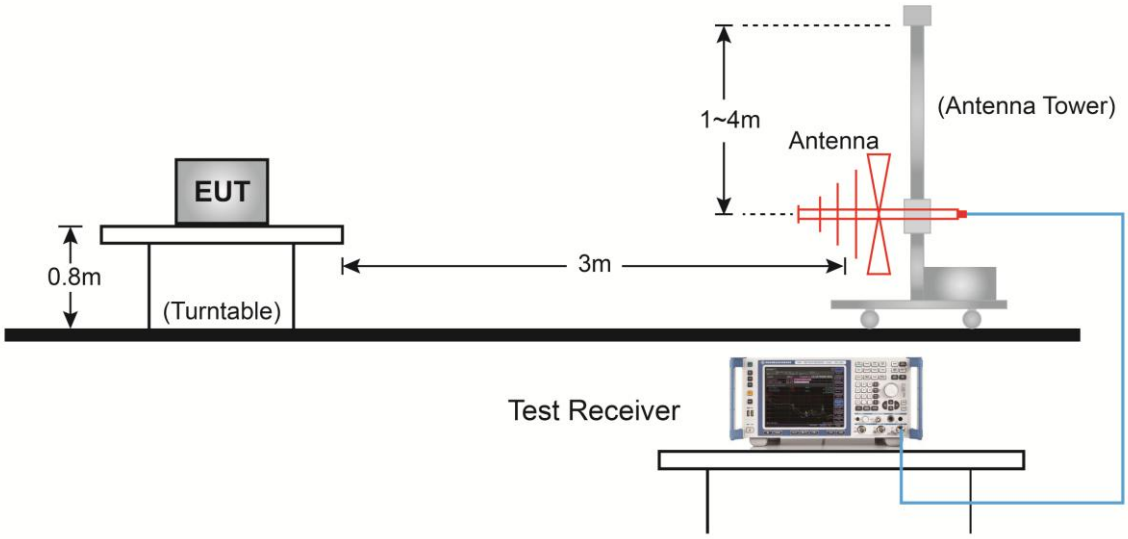

Above 1GHz Test Setup:

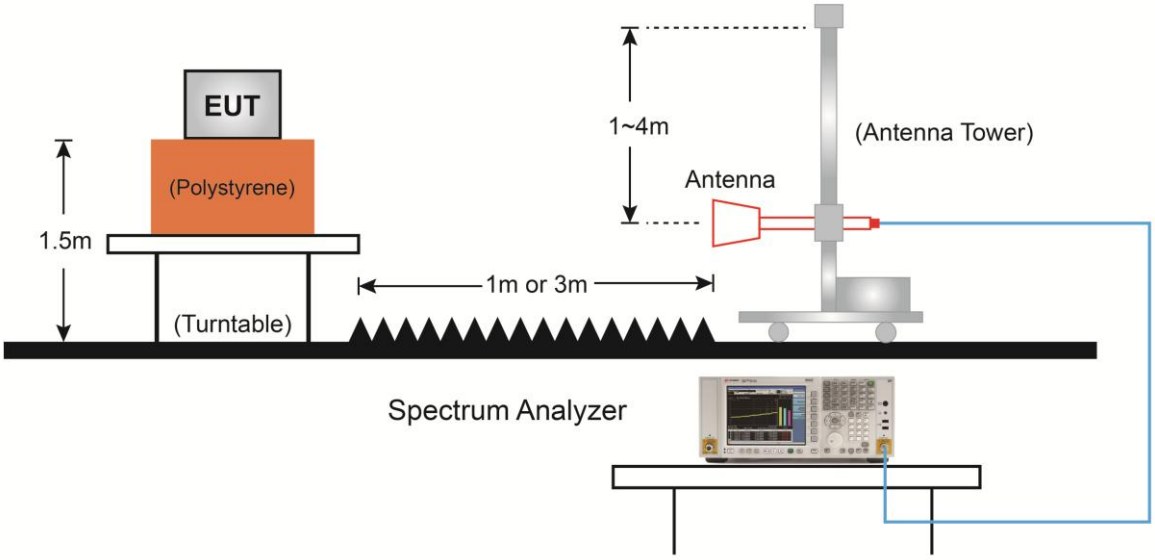

7.9.5.Test Result

Product	Monster Bluetooth Speaker	Temperature	25℃
Test Engineer	Messiah Li	Relative Humidity	56%
Test Site	AC1	Test Date	2019/09/05
Test Mode	DH5	Test Channel	00
Remark	1. Average measurement was not performed if peak level lower than average limit. 2. Other frequency was 20dB below limit line within 1-18GHz, there is not show in the report.		

Mark	Frequency (MHz)	Reading Level (dBμV)	Factor (dB)	Measure Level (dBμV/m)	Limit (dBμV/m)	Margin (dB)	Detector	Polarization
	3941.0	37.9	2.3	40.2	74.0	-33.8	Peak	Horizontal
	4808.0	46.9	5.6	52.5	74.0	-21.5	Peak	Horizontal
*	6601.5	35.8	9.7	45.5	76.1	-30.6	Peak	Horizontal
*	10171.5	35.5	16.4	51.9	76.1	-24.2	Peak	Horizontal
	3924.0	38.2	2.4	40.6	74.0	-33.4	Peak	Vertical
	4804.0	48.9	5.6	54.5	74.0	-19.5	Peak	Vertical
	4804.0	48.3	5.6	53.9	54.0	-0.1	Average	Vertical
*	6363.5	36.8	8.6	45.4	76.1	-30.7	Peak	Vertical
*	9644.5	34.6	15.5	50.1	76.1	-26.0	Peak	Vertical

Note 1: "*" is not in restricted band, its limit is 20dBc of the fundamental emission level (96.1dBμV/m) or 15.209 which is higher.

Note 2: Measure Level (dBμV/m) = Reading Level (dBμV) + Factor (dB)

Factor (dB) = Cable Loss (dB) + Antenna Factor (dB/m) - Pre_Amplifier Gain (dB)

Product	Monster Bluetooth Speaker	Temperature	25℃
Test Engineer	Messiah Li	Relative Humidity	56%
Test Site	AC1	Test Date	2019/09/05
Test Mode	DH5	Test Channel	39
Remark	1. Average measurement was not performed if peak level lower than average limit. 2. Other frequency was 20dB below limit line within 1-18GHz, there is not show in the report.		

Mark	Frequency (MHz)	Reading Level (dBμV)	Factor (dB)	Measure Level (dBμV/m)	Limit (dBμV/m)	Margin (dB)	Detector	Polarization
	3992.0	37.0	2.5	39.5	74.0	-34.5	Peak	Horizontal
	4884.5	44.1	5.7	49.8	74.0	-24.2	Peak	Horizontal
*	6219.0	37.1	8.2	45.3	76.2	-30.9	Peak	Horizontal
*	10248.0	34.9	16.5	51.4	76.2	-24.8	Peak	Horizontal
	3890.0	38.0	2.2	40.2	74.0	-33.8	Peak	Vertical
	4884.5	46.6	5.7	52.3	74.0	-21.7	Peak	Vertical
*	6593.0	35.1	9.8	44.9	76.2	-31.3	Peak	Vertical
*	9729.5	34.3	15.6	49.9	76.2	-26.3	Peak	Vertical

Note 1: "*" is not in restricted band, its limit is 20dBc of the fundamental emission level (96.2dBμV/m) or 15.209 which is higher.

Note 2: Measure Level (dBμV/m) = Reading Level (dBμV) + Factor (dB)

Factor (dB) = Cable Loss (dB) + Antenna Factor (dB/m) - Pre_Amplifier Gain (dB)

Product	Monster Bluetooth Speaker	Temperature	25℃
Test Engineer	Messiah Li	Relative Humidity	56%
Test Site	AC1	Test Date	2019/09/05
Test Mode	DH5	Test Channel	78
Remark	1. Average measurement was not performed if peak level lower than average limit. 2. Other frequency was 20dB below limit line within 1-18GHz, there is not show in the report.		

Mark	Frequency (MHz)	Reading Level (dBμV)	Factor (dB)	Measure Level (dBμV/m)	Limit (dBμV/m)	Margin (dB)	Detector	Polarization
	4272.5	37.7	3.4	41.1	74.0	-32.9	Peak	Horizontal
	4961.0	43.6	5.9	49.5	74.0	-24.5	Peak	Horizontal
*	6355.0	35.7	8.6	44.3	76.3	-32.0	Peak	Horizontal
*	9746.5	34.6	15.8	50.4	76.3	-25.9	Peak	Horizontal
	3983.5	37.4	2.5	39.9	74.0	-34.1	Peak	Vertical
	4961.0	47.8	5.9	53.7	74.0	-20.3	Peak	Vertical
*	7086.0	36.0	11.2	47.2	76.3	-29.1	Peak	Vertical
*	10154.5	35.1	16.4	51.5	76.3	-24.8	Peak	Vertical

Note 1: "*" is not in restricted band, its limit is 20dBc of the fundamental emission level (96.3dBμV/m) or 15.209 which is higher.

Note 2: Measure Level (dBμV/m) = Reading Level (dBμV) + Factor (dB)

Factor (dB) = Cable Loss (dB) + Antenna Factor (dB/m) - Pre_Amplifier Gain (dB)

Product	Monster Bluetooth Speaker	Temperature	25℃
Test Engineer	Messiah Li	Relative Humidity	56%
Test Site	AC1	Test Date	2019/09/05
Test Mode	2DH5	Test Channel	00
Remark	1. Average measurement was not performed if peak level lower than average limit. 2. Other frequency was 20dB below limit line within 1-18GHz, there is not show in the report.		

Mark	Frequency (MHz)	Reading Level (dBμV)	Factor (dB)	Measure Level (dBμV/m)	Limit (dBμV/m)	Margin (dB)	Detector	Polarization
	4238.5	37.6	3.3	40.9	74.0	-33.1	Peak	Horizontal
	4808.0	43.2	5.6	48.8	74.0	-25.2	Peak	Horizontal
*	6737.5	36.4	9.5	45.9	78.5	-32.6	Peak	Horizontal
*	10307.5	34.9	16.6	51.5	78.5	-27.0	Peak	Horizontal
	4034.5	37.0	2.7	39.7	74.0	-34.3	Peak	Vertical
	4808.0	45.4	5.6	51.0	74.0	-23.0	Peak	Vertical
*	6712.0	36.0	9.6	45.6	78.5	-32.9	Peak	Vertical
*	10248.0	35.0	16.5	51.5	78.5	-27.0	Peak	Vertical

Note 1: "*" is not in restricted band, its limit is 20dBc of the fundamental emission level (98.5dBμV/m) or 15.209 which is higher.

Note 2: Measure Level (dBμV/m) = Reading Level (dBμV) + Factor (dB)

Factor (dB) = Cable Loss (dB) + Antenna Factor (dB/m) - Pre_Amplifier Gain (dB)

Product	Monster Bluetooth Speaker	Temperature	25℃
Test Engineer	Messiah Li	Relative Humidity	56%
Test Site	AC1	Test Date	2019/09/05
Test Mode	2DH5	Test Channel	39
Remark	1. Average measurement was not performed if peak level lower than average limit. 2. Other frequency was 20dB below limit line within 1-18GHz, there is not show in the report.		

Mark	Frequency (MHz)	Reading Level (dBμV)	Factor (dB)	Measure Level (dBμV/m)	Limit (dBμV/m)	Margin (dB)	Detector	Polarization
	4136.5	37.1	3.0	40.1	74.0	-33.9	Peak	Horizontal
	4884.5	45.3	5.7	51.0	74.0	-23.0	Peak	Horizontal
*	7035.0	36.1	11.0	47.1	78.7	-31.6	Peak	Horizontal
*	9908.0	33.5	16.0	49.5	78.7	-29.2	Peak	Horizontal
	3992.0	37.0	2.5	39.5	74.0	-34.5	Peak	Vertical
	4884.5	47.9	5.7	53.6	74.0	-20.4	Peak	Vertical
*	6508.0	35.9	9.4	45.3	78.7	-33.4	Peak	Vertical
*	9925.0	34.2	16.0	50.2	78.7	-28.5	Peak	Vertical

Note 1: "*" is not in restricted band, its limit is 20dBc of the fundamental emission level (98.7dBμV/m) or 15.209 which is higher.

Note 2: Measure Level (dBμV/m) = Reading Level (dBμV) + Factor (dB)

Factor (dB) = Cable Loss (dB) + Antenna Factor (dB/m) - Pre_Amplifier Gain (dB)

Product	Monster Bluetooth Speaker	Temperature	25℃
Test Engineer	Messiah Li	Relative Humidity	56%
Test Site	AC1	Test Date	2019/09/05
Test Mode	2DH5	Test Channel	78
Remark	1. Average measurement was not performed if peak level lower than average limit. 2. Other frequency was 20dB below limit line within 1-18GHz, there is not show in the report.		

Mark	Frequency (MHz)	Reading Level (dBμV)	Factor (dB)	Measure Level (dBμV/m)	Limit (dBμV/m)	Margin (dB)	Detector	Polarization
	4255.5	37.4	3.3	40.7	74.0	-33.3	Peak	Horizontal
	4961.0	44.2	5.9	50.1	74.0	-23.9	Peak	Horizontal
*	6720.5	35.9	9.6	45.5	79.0	-33.5	Peak	Horizontal
*	10129.0	34.1	16.2	50.3	79.0	-28.7	Peak	Horizontal
	4077.0	36.4	2.6	39.0	74.0	-35.0	Peak	Vertical
	4960.0	48.2	5.9	54.1	74.0	-19.9	Peak	Vertical
	4960.0	48.0	5.9	53.9	54.0	-0.1	Average	Vertical
*	6091.5	35.7	7.7	43.4	79.0	-35.6	Peak	Vertical
*	10214.0	33.7	16.5	50.2	79.0	-28.8	Peak	Vertical

Note 1: "*" is not in restricted band, its limit is 20dBc of the fundamental emission level (99.0dBμV/m) or 15.209 which is higher.

Note 2: Measure Level (dBμV/m) = Reading Level (dBμV) + Factor (dB)

Factor (dB) = Cable Loss (dB) + Antenna Factor (dB/m) - Pre_Amplifier Gain (dB)

Product	Monster Bluetooth Speaker	Temperature	25℃
Test Engineer	Messiah Li	Relative Humidity	56%
Test Site	AC1	Test Date	2019/09/05
Test Mode	3DH5	Test Channel	00
Remark	1. Average measurement was not performed if peak level lower than average limit. 2. Other frequency was 20dB below limit line within 1-18GHz, there is not show in the report.		

Mark	Frequency (MHz)	Reading Level (dBμV)	Factor (dB)	Measure Level (dBμV/m)	Limit (dBμV/m)	Margin (dB)	Detector	Polarization
	4009.0	38.0	2.5	40.5	74.0	-33.5	Peak	Horizontal
	4808.0	41.8	5.6	47.4	74.0	-26.6	Peak	Horizontal
*	6601.5	35.1	9.7	44.8	79.3	-34.5	Peak	Horizontal
*	9916.5	33.8	16.0	49.8	79.3	-29.5	Peak	Horizontal
	3881.5	37.4	2.2	39.6	74.0	-34.4	Peak	Vertical
	4808.0	44.2	5.6	49.8	74.0	-24.2	Peak	Vertical
*	6049.0	35.3	7.4	42.7	79.3	-36.6	Peak	Vertical
*	9729.5	34.4	15.6	50.0	79.3	-29.3	Peak	Vertical

Note 1: "*" is not in restricted band, its limit is 20dBc of the fundamental emission level (99.3dBμV/m) or 15.209 which is higher.

Note 2: Measure Level (dBμV/m) = Reading Level (dBμV) + Factor (dB)

Factor (dB) = Cable Loss (dB) + Antenna Factor (dB/m) - Pre_Amplifier Gain (dB)

Product	Monster Bluetooth Speaker	Temperature	25℃
Test Engineer	Messiah Li	Relative Humidity	56%
Test Site	AC1	Test Date	2019/09/05
Test Mode	3DH5	Test Channel	39
Remark	1. Average measurement was not performed if peak level lower than average limit. 2. Other frequency was 20dB below limit line within 1-18GHz, there is not show in the report.		

Mark	Frequency (MHz)	Reading Level (dBμV)	Factor (dB)	Measure Level (dBμV/m)	Limit (dBμV/m)	Margin (dB)	Detector	Polarization
	4255.5	37.2	3.3	40.5	74.0	-33.5	Peak	Horizontal
	4884.5	44.5	5.7	50.2	74.0	-23.8	Peak	Horizontal
*	6652.5	35.1	9.6	44.7	79.1	-34.4	Peak	Horizontal
*	10401.0	34.2	16.8	51.0	79.1	-28.1	Peak	Horizontal
	4111.0	36.6	3.0	39.6	74.0	-34.4	Peak	Vertical
	4884.5	47.0	5.7	52.7	74.0	-21.3	Peak	Vertical
*	6083.0	35.5	7.7	43.2	79.1	-35.9	Peak	Vertical
*	9882.5	33.7	16.1	49.8	79.1	-29.3	Peak	Vertical

Note 1: "*" is not in restricted band, its limit is 20dBc of the fundamental emission level (99.1dBμV/m) or 15.209 which is higher.

Note 2: Measure Level (dBμV/m) = Reading Level (dBμV) + Factor (dB)

Factor (dB) = Cable Loss (dB) + Antenna Factor (dB/m) - Pre_Amplifier Gain (dB)

Product	Monster Bluetooth Speaker	Temperature	25℃
Test Engineer	Messiah Li	Relative Humidity	56%
Test Site	AC1	Test Date	2019/09/05
Test Mode	3DH5	Test Channel	78
Remark	1. Average measurement was not performed if peak level lower than average limit. 2. Other frequency was 20dB below limit line within 1-18GHz, there is not show in the report.		

Mark	Frequency (MHz)	Reading Level (dBμV)	Factor (dB)	Measure Level (dBμV/m)	Limit (dBμV/m)	Margin (dB)	Detector	Polarization
	4102.5	36.7	2.9	39.6	74.0	-34.4	Peak	Horizontal
	4961.0	45.9	5.9	51.8	74.0	-22.2	Peak	Horizontal
*	6907.5	35.9	10.2	46.1	79.3	-33.2	Peak	Horizontal
*	10112.0	33.6	16.3	49.9	79.3	-29.4	Peak	Horizontal
	4077.0	37.2	2.6	39.8	74.0	-34.2	Peak	Vertical
	4961.0	48.0	5.9	53.9	74.0	-20.1	Peak	Vertical
*	6159.5	35.7	7.9	43.6	79.3	-35.7	Peak	Vertical
*	10375.5	33.5	16.9	50.4	79.3	-28.9	Peak	Vertical

Note 1: "*" is not in restricted band, its limit is 20dBc of the fundamental emission level (99.3dBμV/m) or 15.209 which is higher.

Note 2: Measure Level (dBμV/m) = Reading Level (dBμV) + Factor (dB)

Factor (dB) = Cable Loss (dB) + Antenna Factor (dB/m) - Pre_Amplifier Gain (dB)

The Worst Case of Radiated Emission below 1GHz:

Site: AC1	Time: 2019/09/05 - 01:33
Limit: FCC_Part15.209_RSE(3m)	Engineer: Messiah Li
Probe: VULB 9168 _20-2000MHz	Polarity: Horizontal
EUT: Monster Bluetooth Speaker	Power: By USB
Test Mode: Transmit by DH5 at Channel 2441MHz	

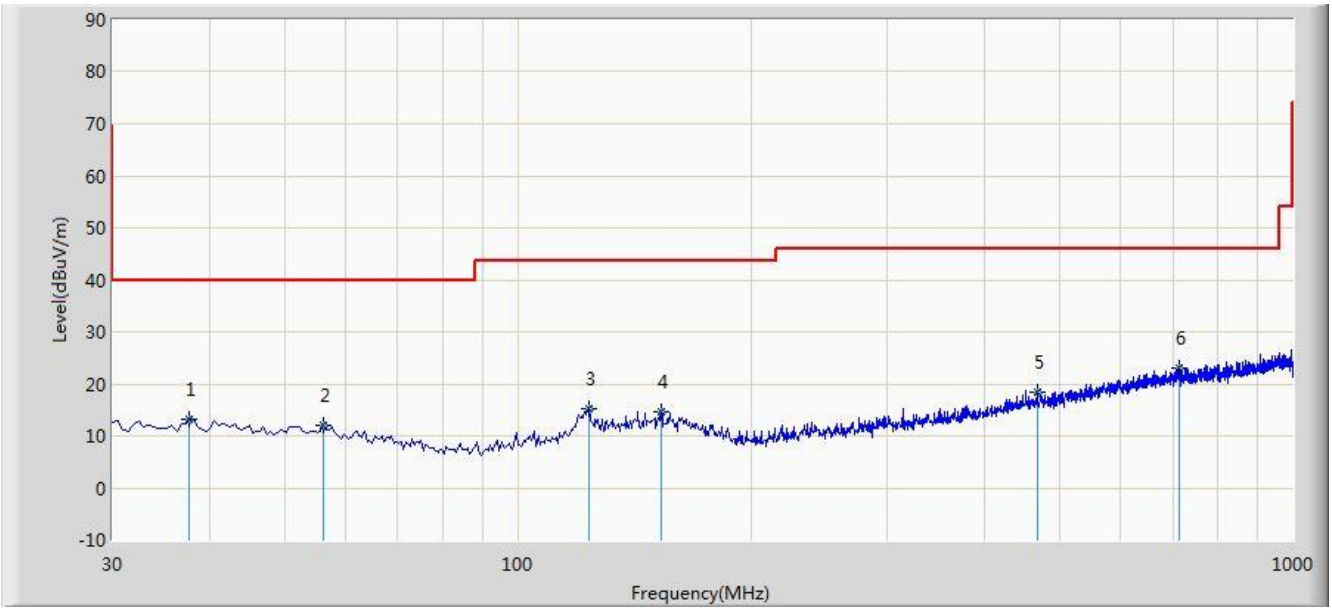

No	Flag	Mark	Frequency (MHz)	Measure Level (dBuV/m)	Reading Level (dBuV)	Margin (dB)	Limit (dBuV/m)	Factor (dB)	Type
1		*	37.760	13.168	-1.241	-26.832	40.000	14.409	QP
2			56.190	12.142	-1.658	-27.858	40.000	13.800	QP
3			123.605	15.144	1.589	-28.356	43.500	13.556	QP
4			153.190	14.576	-0.825	-28.924	43.500	15.401	QP
5			468.440	18.280	-0.010	-27.720	46.000	18.291	QP
6			714.820	23.136	0.488	-22.864	46.000	22.648	QP

Note 1: Measure Level (dBμV/m) = Reading Level (dBμV) + Factor (dB)

Factor (dB) = Cable Loss (dB) + Antenna Factor (dB/m)

Note 2: The test trace is same as the ambient noise and the amplitude of the emissions are attenuated more than 20dB below the permissible (the test frequency range: 9kHz ~ 30MHz, 18GHz ~ 25GHz), therefore no data appear in the report.

Site: AC1	Time: 2019/09/05 - 01:38
Limit: FCC_Part15.209_RSE(3m)	Engineer: Messiah Li
Probe: VULB 9168 _20-2000MHz	Polarity: Vertical
EUT: Monster Bluetooth Speaker	Power: By USB
Test Mode: Transmit by DH5 at Channel 2441MHz	

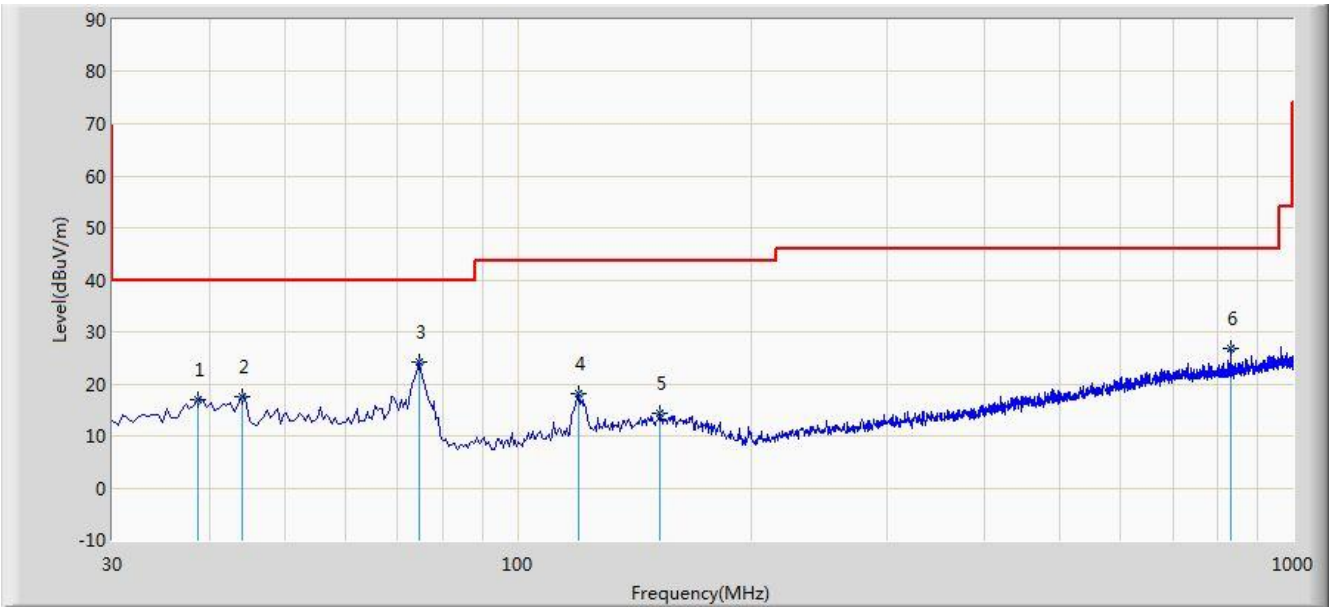

No	Flag	Mark	Frequency (MHz)	Measure Level (dBuV/m)	Reading Level (dBuV)	Margin (dB)	Limit (dBuV/m)	Factor (dB)	Type
1			38.730	17.004	2.469	-22.996	40.000	14.535	QP
2		*	44.065	17.444	3.031	-22.556	40.000	14.413	QP
3			74.620	24.271	13.284	-15.729	40.000	10.987	QP
4			119.725	17.997	4.711	-25.503	43.500	13.286	QP
5			152.705	14.460	-0.940	-29.040	43.500	15.400	QP
6			832.675	26.855	2.935	-19.145	46.000	23.920	QP

Note 1: Measure Level (dBμV/m) = Reading Level (dBμV) + Factor (dB)

Factor (dB) = Cable Loss (dB) + Antenna Factor (dB/m)

Note 2: The test trace is same as the ambient noise and the amplitude of the emissions are attenuated more than 20dB below the permissible (the test frequency range: 9kHz ~ 30MHz, 18GHz ~ 25GHz), therefore no data appear in the report.

7.10. Radiated Restricted Band Edge Measurement

7.10.1. Test Limit

For 15.205 requirement:

Radiated emissions which fall in the restricted bands, as defined in Section 15.205(a) of FCC part 15, must also comply with the radiated emission limits specified in Section 15.209(a).

Frequency (MHz)	Frequency (MHz)	Frequency (MHz)	Frequency (GHz)
0.090 - 0.110	16.42 - 16.423	399.9 - 410	4.5 - 5.15
[1] 0.495 - 0.505	16.69475 - 16.69525	608 - 614	5.35 - 5.46
2.1735 - 2.1905	16.80425 - 16.80475	960 - 1240	7.25 - 7.75
4.125 - 4.128	25.5 - 25.67	1300 - 1427	8.025 - 8.5
4.17725 - 4.17775	37.5 - 38.25	1435 - 1626.5	9.0 - 9.2
4.20725 - 4.20775	73 - 74.6	1645.5 - 1646.5	9.3 - 9.5
6.215 - 6.218	74.8 - 75.2	1660 - 1710	10.6 - 12.7
6.26775 - 6.26825	108 - 121.94	1718.8 - 1722.2	13.25 - 13.4
6.31175 - 6.31225	123 - 138	2200 - 2300	14.47 - 14.5
8.291 - 8.294	149.9 - 150.05	2310 – 2390	15.35 - 16.2
8.362 - 8.366	156.52475 - 156.52525	2483.5 - 2500	17.7 - 21.4
8.37625 - 8.38675	156.7 - 156.9	2690 - 2900	22.01 - 23.12
8.41425 - 8.41475	162.0125 - 167.17	3260 - 3267	23.6 - 24.0
12.29 - 12.293	167.72 - 173.2	3332 - 3339	31.2 - 31.8
12.51975 - 12.52025	240 - 285	3345.8 - 3358	36.43 - 36.5
12.57675 - 12.57725	322 - 335.4	3600 - 4400	([2])
13.36 - 13.41	--	--	--

All out of band emissions appearing in a restricted band as specified in Section 15.205 of the Title 47 CFR must not exceed the limits shown in Table per Section 15.209.

FCC Part 15.209 Limits		
Frequency (MHz)	Field Strength (μV/m)	Measured Distance (m)
0.009 - 0.490	2400/F (kHz)	300
0.490 - 1.705	24000/F (kHz)	30
1.705 - 30	30	30
30 - 88	100	3
88 - 216	150	3
216 - 960	200	3
Above 960	500	3

7.10.2.Test Procedure Used

ANSI C63.10 - Section 6.3 (General Requirements)

ANSI C63.10 - Section 6.6 (Standard test method above 1GHz)

7.10.3.Test Setting

Peak Field Strength Measurements

1. Analyzer center frequency was set to the frequency of the radiated spurious emission of interest
2. RBW = 1MHz
3. VBW = 3MHz
4. Detector = Peak
5. Sweep time = Auto couple
6. Trace mode = Max hold
7. Trace was allowed to stabilize

Average Measurements above 1GHz (Method VB)

1. Analyzer center frequency was set to the frequency of the radiated spurious emission of interest
2. RBW = 1MHz
3. VBW; If the EUT is configured to transmit with duty cycle ≥ 98%, set VBW = 10Hz
4. If the EUT duty cycle is < 98%, set VBW ≥ 1/T. T is the minimum transmission duration
5. Detector = Peak
6. Sweep time = Auto
7. Trace mode = Max hold
8. Trace was allowed to stabilize

7.10.4.Test Setup

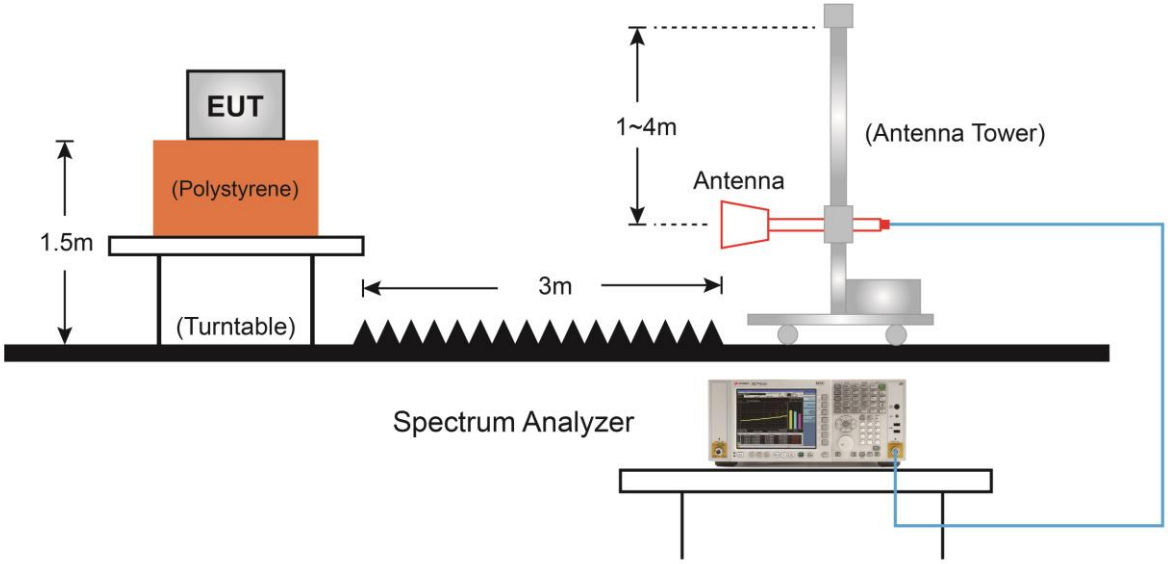

7.10.5.Test Result

Site: AC1	Time: 2019/09/05 - 02:35
Limit: FCC_Part15_Band Edge(3m)	Engineer: Messiah Li
Probe: BBHA9120D_1-18GHz	Polarity: Horizontal
EUT: Monster Bluetooth Speaker	Power: By USB
Test Mode: Transmit by DH5 at Channel 2402MHz	

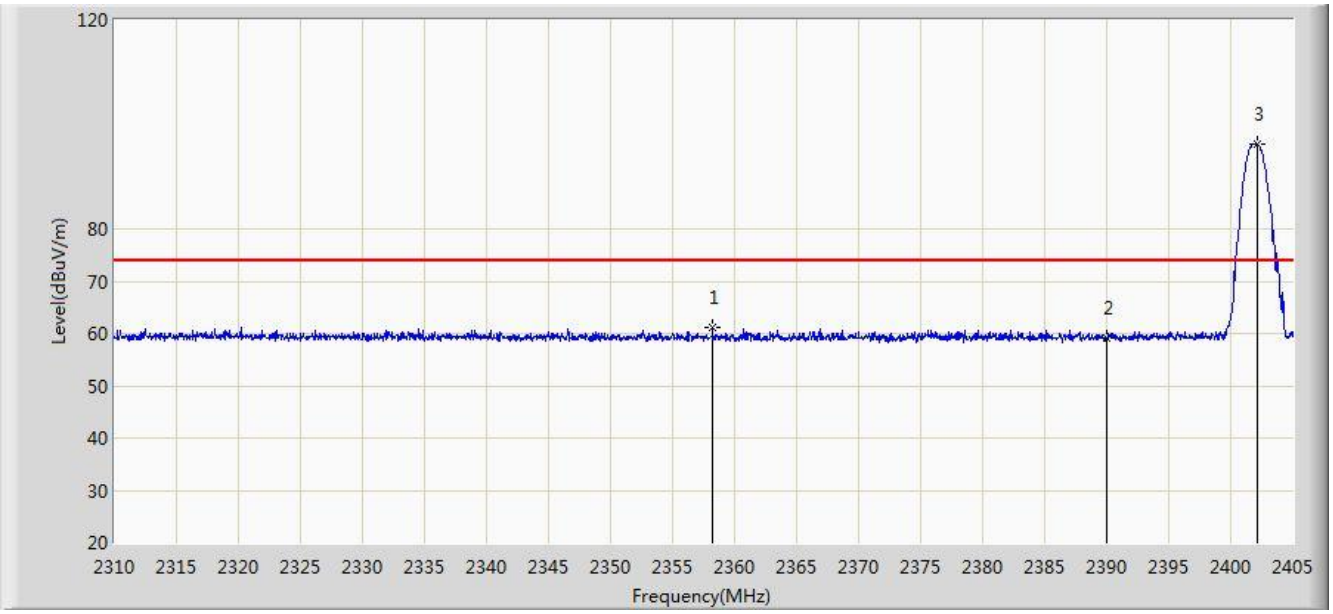

No	Flag	Mark	Frequency (MHz)	Measure Level (dBuV/m)	Reading Level (dBuV)	Margin (dB)	Limit (dBuV/m)	Factor (dB)	Type
1			2358.212	61.276	28.797	-12.724	74.000	32.479	PK
2			2390.000	59.038	26.625	-14.962	74.000	32.413	PK
3		*	2402.150	96.143	63.747	N/A	N/A	32.396	PK

Note: Measure Level (dBμV/m) = Reading Level (dBμV) + Factor (dB)

Factor (dB) = Cable Loss (dB) + Antenna Factor (dB/m)

Site: AC1	Time: 2019/09/05 - 02:42
Limit: FCC_Part15_Band Edge(3m)	Engineer: Messiah Li
Probe: BBHA9120D_1-18GHz	Polarity: Horizontal
EUT: Monster Bluetooth Speaker	Power: By USB
Test Mode: Transmit by DH5 at Channel 2402MHz	

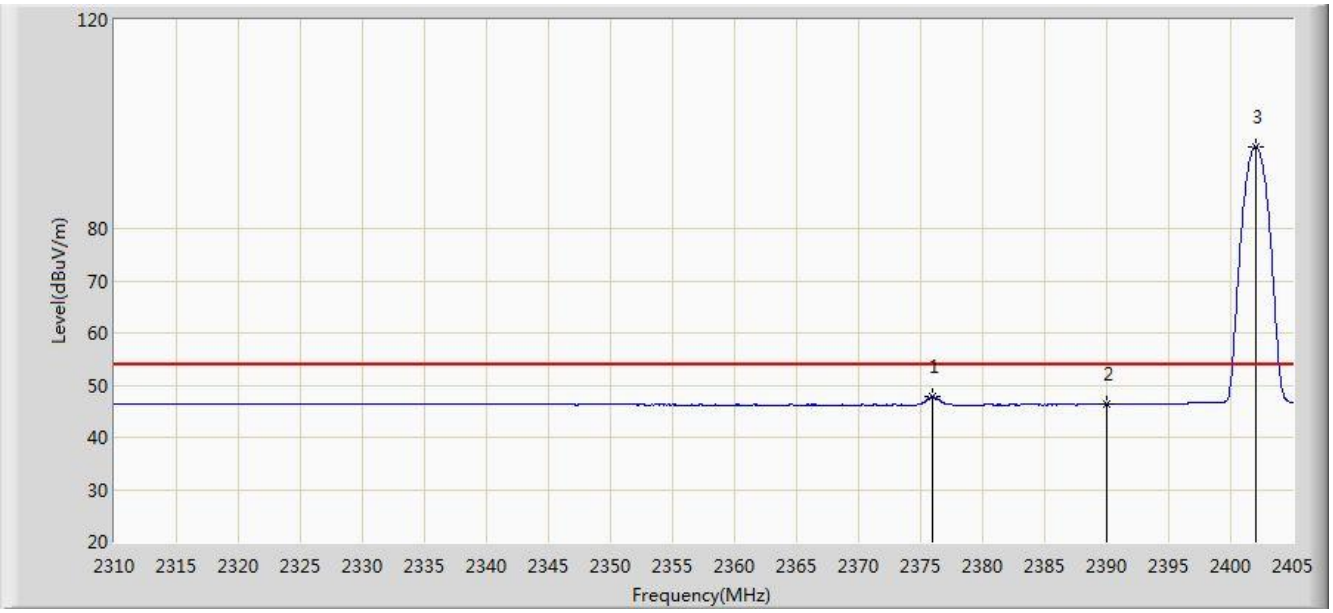

No	Flag	Mark	Frequency (MHz)	Measure Level (dBuV/m)	Reading Level (dBuV)	Margin (dB)	Limit (dBuV/m)	Factor (dB)	Type
1			2375.978	47.736	15.297	-6.264	54.000	32.439	AV
2			2390.000	46.240	13.827	-7.760	54.000	32.413	AV
3		*	2402.008	95.688	63.292	N/A	N/A	32.396	AV

Note: Measure Level (dBµV/m) = Reading Level (dBµV) + Factor (dB)

Factor (dB) = Cable Loss (dB) + Antenna Factor (dB/m)

Site: AC1	Time: 2019/09/05 - 02:43
Limit: FCC_Part15_Band Edge(3m)	Engineer: Messiah Li
Probe: BBHA9120D_1-18GHz	Polarity: Vertical
EUT: Monster Bluetooth Speaker	Power: By USB
Test Mode: Transmit by DH5 at Channel 2402MHz	

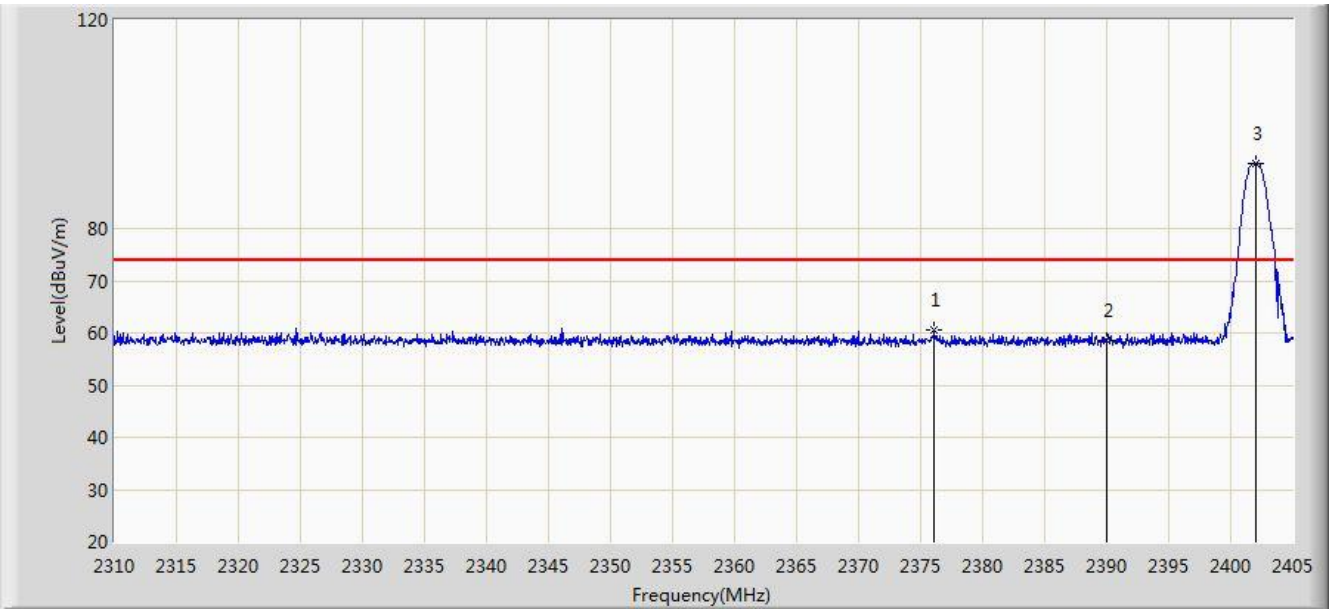

No	Flag	Mark	Frequency (MHz)	Measure Level (dBuV/m)	Reading Level (dBuV)	Margin (dB)	Limit (dBuV/m)	Factor (dB)	Type
1			2376.120	60.628	28.189	-13.372	74.000	32.439	PK
2			2390.000	58.557	26.144	-15.443	74.000	32.413	PK
3		*	2402.055	92.523	60.127	N/A	N/A	32.395	PK

Note: Measure Level (dBµV/m) = Reading Level (dBµV) + Factor (dB)

Factor (dB) = Cable Loss (dB) + Antenna Factor (dB/m)

Site: AC1	Time: 2019/09/05 - 02:45
Limit: FCC_Part15_Band Edge(3m)	Engineer: Messiah Li
Probe: BBHA9120D_1-18GHz	Polarity: Vertical
EUT: Monster Bluetooth Speaker	Power: By USB
Test Mode: Transmit by DH5 at Channel 2402MHz	

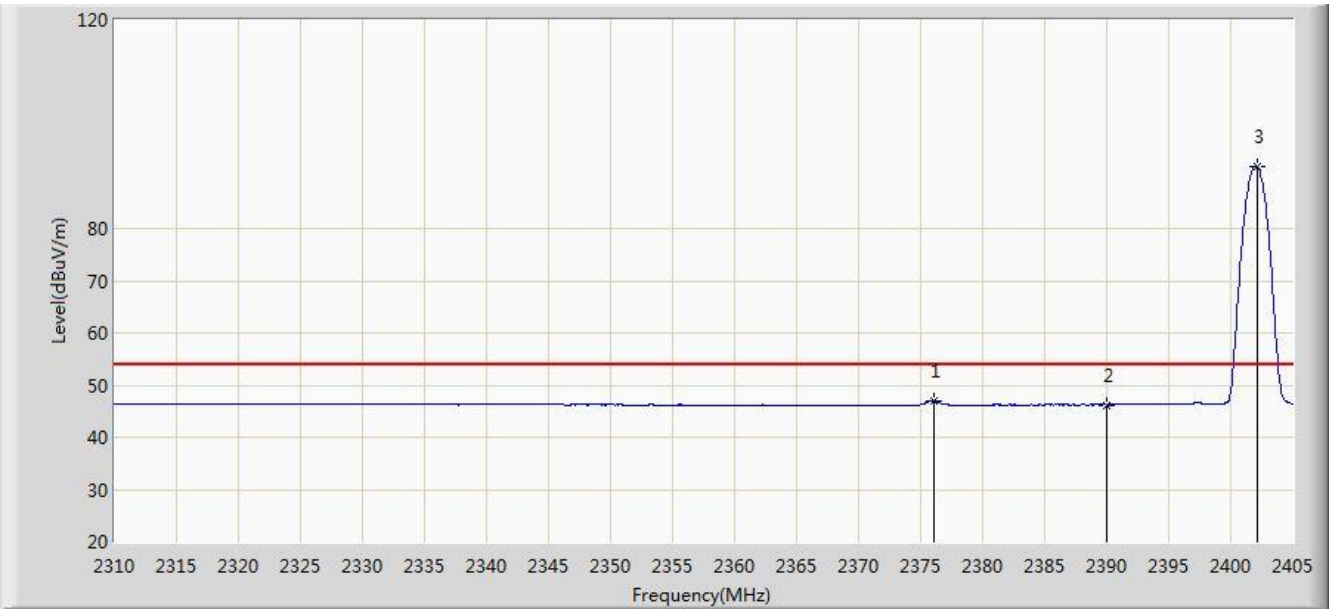

No	Flag	Mark	Frequency (MHz)	Measure Level (dBuV/m)	Reading Level (dBuV)	Margin (dB)	Limit (dBuV/m)	Factor (dB)	Type
1			2376.120	46.925	14.486	-7.075	54.000	32.439	AV
2			2390.000	46.221	13.808	-7.779	54.000	32.413	AV
3		*	2402.150	91.900	59.504	N/A	N/A	32.396	AV

Note: Measure Level (dBµV/m) = Reading Level (dBµV) + Factor (dB)

Factor (dB) = Cable Loss (dB) + Antenna Factor (dB/m)

Site: AC1	Time: 2019/09/05 - 02:46
Limit: FCC_Part15_Band Edge(3m)	Engineer: Messiah Li
Probe: BBHA9120D_1-18GHz	Polarity: Horizontal
EUT: Monster Bluetooth Speaker	Power: By USB
Test Mode: Transmit by DH5 at Channel 2480MHz	

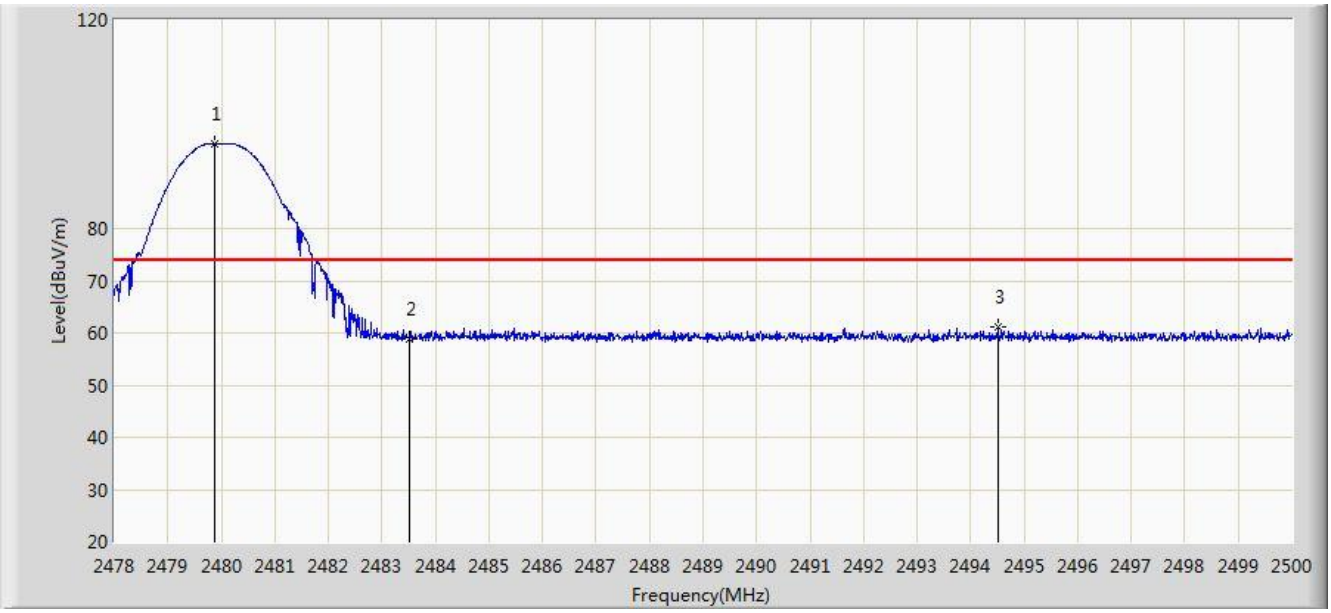

No	Flag	Mark	Frequency (MHz)	Measure Level (dBuV/m)	Reading Level (dBuV)	Margin (dB)	Limit (dBuV/m)	Factor (dB)	Type
1		*	2479.870	96.274	63.866	N/A	N/A	32.408	PK
2			2483.500	58.766	26.351	-15.234	74.000	32.416	PK
3			2494.500	61.196	28.759	-12.804	74.000	32.438	PK

Note: Measure Level (dBµV/m) = Reading Level (dBµV) + Factor (dB)

Factor (dB) = Cable Loss (dB) + Antenna Factor (dB/m)

Site: AC1	Time: 2019/09/05 - 02:48
Limit: FCC_Part15_Band Edge(3m)	Engineer: Messiah Li
Probe: BBHA9120D_1-18GHz	Polarity: Horizontal
EUT: Monster Bluetooth Speaker	Power: By USB
Test Mode: Transmit by DH5 at Channel 2480MHz	

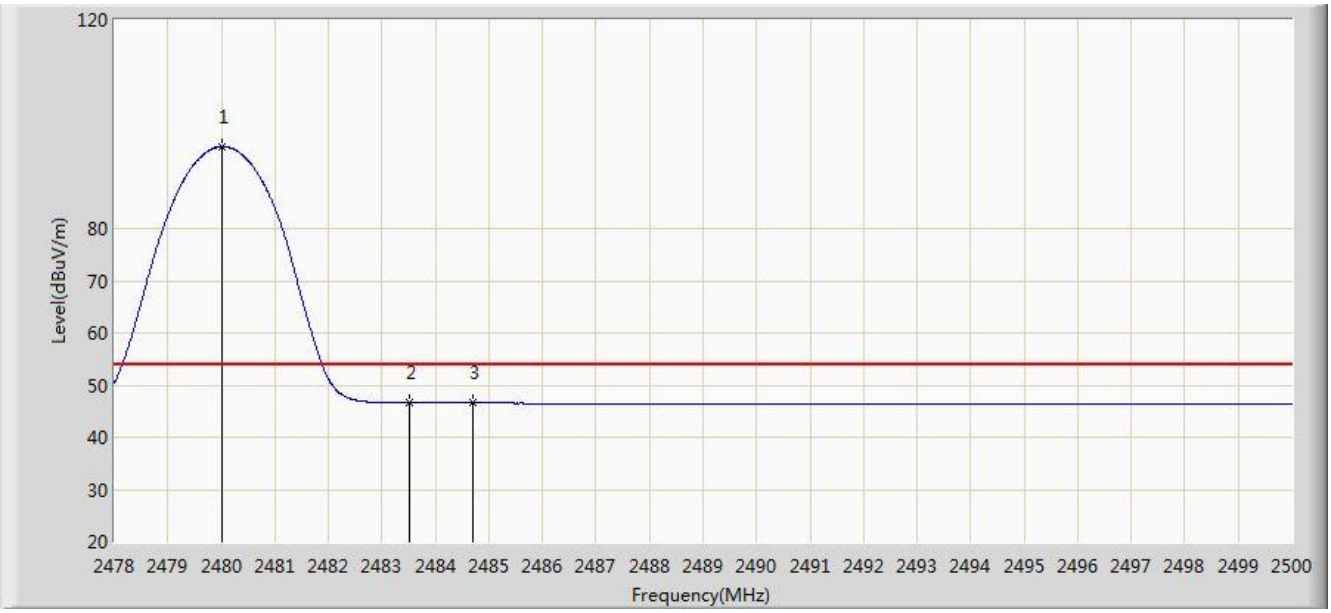

No	Flag	Mark	Frequency (MHz)	Measure Level (dBuV/m)	Reading Level (dBuV)	Margin (dB)	Limit (dBuV/m)	Factor (dB)	Type
1		*	2480.002	95.689	63.281	N/A	N/A	32.408	AV
2			2483.500	46.603	14.188	-7.397	54.000	32.416	AV
3			2484.688	46.751	14.333	-7.249	54.000	32.418	AV

Note: Measure Level (dBµV/m) = Reading Level (dBµV) + Factor (dB)

Factor (dB) = Cable Loss (dB) + Antenna Factor (dB/m)

Site: AC1	Time: 2019/09/05 - 02:49
Limit: FCC_Part15_Band Edge(3m)	Engineer: Messiah Li
Probe: BBHA9120D_1-18GHz	Polarity: Vertical
EUT: Monster Bluetooth Speaker	Power: By USB
Test Mode: Transmit by DH5 at Channel 2480MHz	

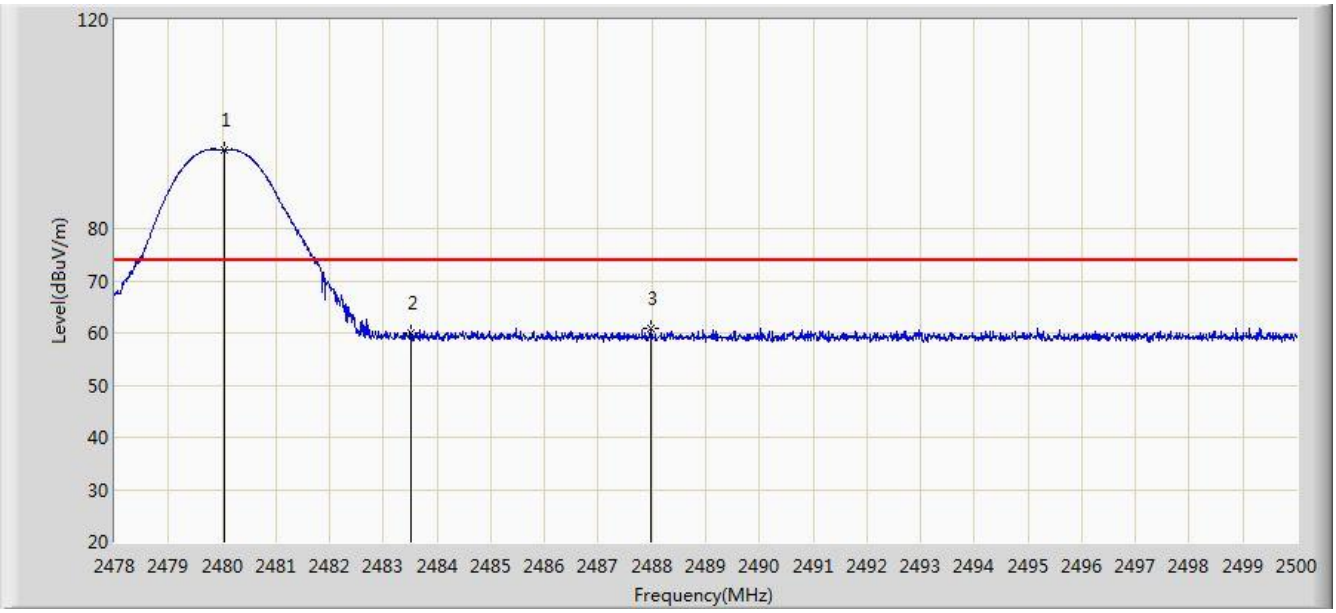

No	Flag	Mark	Frequency (MHz)	Measure Level (dBuV/m)	Reading Level (dBuV)	Margin (dB)	Limit (dBuV/m)	Factor (dB)	Type
1		*	2480.046	95.123	62.714	N/A	N/A	32.408	PK
2			2483.500	59.986	27.571	-14.014	74.000	32.416	PK
3			2487.977	60.802	28.378	-13.198	74.000	32.425	PK

Note: Measure Level (dBµV/m) = Reading Level (dBµV) + Factor (dB)

Factor (dB) = Cable Loss (dB) + Antenna Factor (dB/m)

Site: AC1	Time: 2019/09/05 - 02:51
Limit: FCC_Part15_Band Edge(3m)	Engineer: Messiah Li
Probe: BBHA9120D_1-18GHz	Polarity: Vertical
EUT: Monster Bluetooth Speaker	Power: By USB
Test Mode: Transmit by DH5 at Channel 2480MHz	

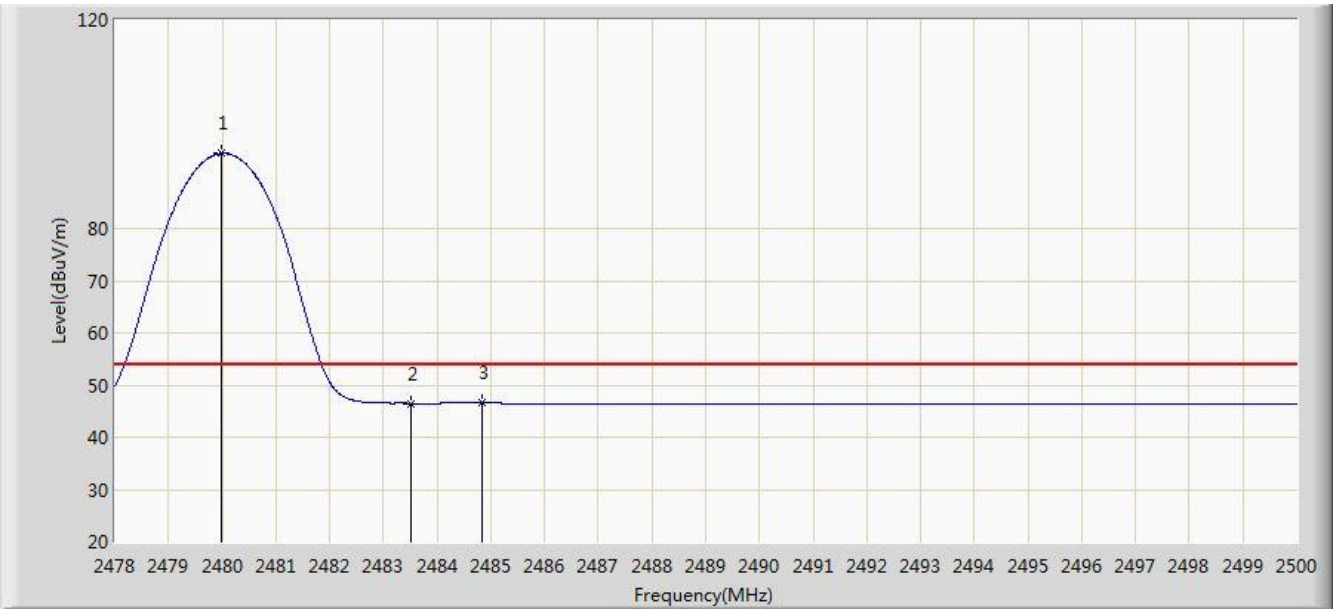

No	Flag	Mark	Frequency (MHz)	Measure Level (dBuV/m)	Reading Level (dBuV)	Margin (dB)	Limit (dBuV/m)	Factor (dB)	Type
1		*	2479.991	94.387	61.979	N/A	N/A	32.408	AV
2			2483.500	46.490	14.075	-7.510	54.000	32.416	AV
3			2484.831	46.619	14.201	-7.381	54.000	32.418	AV

Note: Measure Level (dBµV/m) = Reading Level (dBµV) + Factor (dB)

Factor (dB) = Cable Loss (dB) + Antenna Factor (dB/m)

Site: AC1	Time: 2019/09/05 - 02:51
Limit: FCC_Part15_Band Edge(3m)	Engineer: Messiah Li
Probe: BBHA9120D_1-18GHz	Polarity: Horizontal
EUT: Monster Bluetooth Speaker	Power: By USB
Test Mode: Transmit by 2DH5 at Channel 2402MHz	

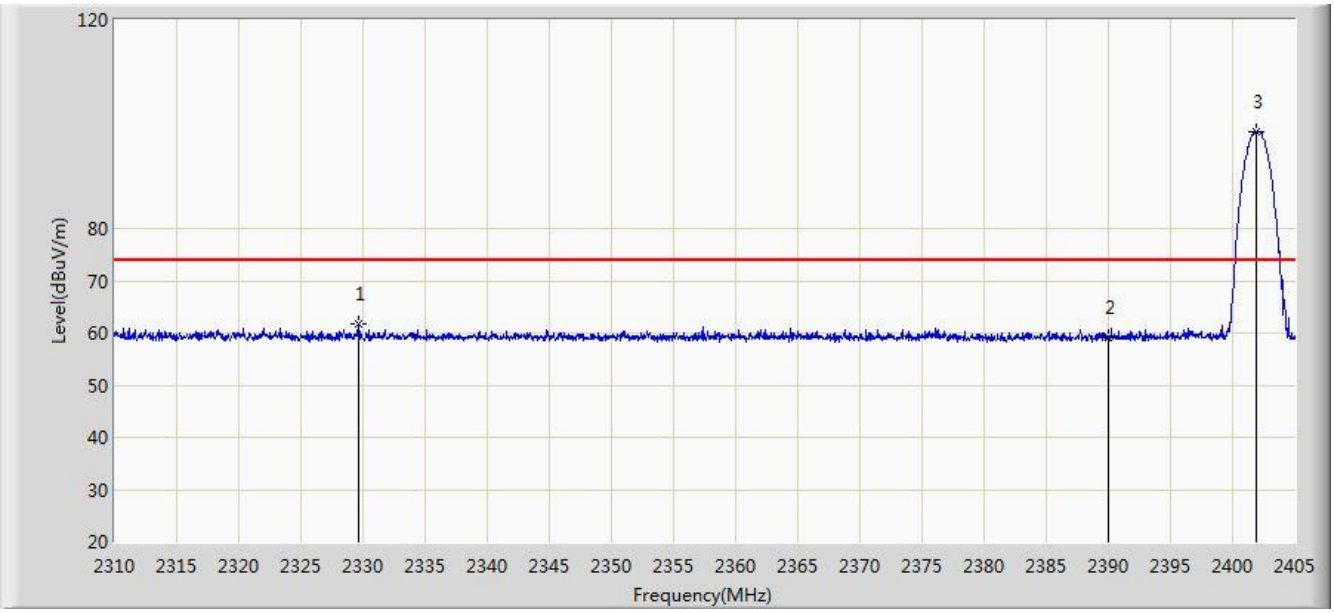

No	Flag	Mark	Frequency (MHz)	Measure Level (dBuV/m)	Reading Level (dBuV)	Margin (dB)	Limit (dBuV/m)	Factor (dB)	Type
1			2329.617	61.876	29.283	-12.124	74.000	32.593	PK
2			2390.000	58.990	26.577	-15.010	74.000	32.413	PK
3		*	2401.865	98.487	66.091	N/A	N/A	32.396	PK

Note: Measure Level (dBµV/m) = Reading Level (dBµV) + Factor (dB)

Factor (dB) = Cable Loss (dB) + Antenna Factor (dB/m)

Site: AC1	Time: 2019/09/05 - 02:54
Limit: FCC_Part15_Band Edge(3m)	Engineer: Messiah Li
Probe: BBHA9120D_1-18GHz	Polarity: Horizontal
EUT: Monster Bluetooth Speaker	Power: By USB
Test Mode: Transmit by 2DH5 at Channel 2402MHz	

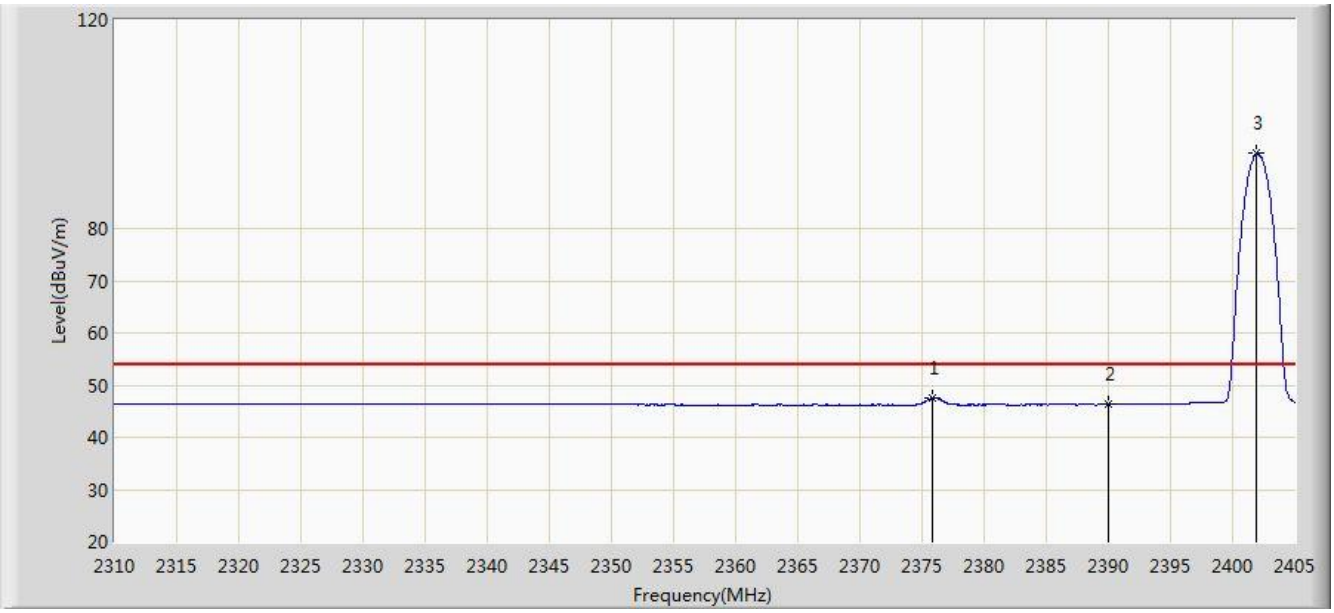

No	Flag	Mark	Frequency (MHz)	Measure Level (dBuV/m)	Reading Level (dBuV)	Margin (dB)	Limit (dBuV/m)	Factor (dB)	Type
1			2375.835	47.579	15.140	-6.421	54.000	32.440	AV
2			2390.000	46.246	13.833	-7.754	54.000	32.413	AV
3		*	2401.960	94.423	62.027	N/A	N/A	32.396	AV

Note: Measure Level (dBµV/m) = Reading Level (dBµV) + Factor (dB)

Factor (dB) = Cable Loss (dB) + Antenna Factor (dB/m)

Site: AC1	Time: 2019/09/05 - 02:54
Limit: FCC_Part15_Band Edge(3m)	Engineer: Messiah Li
Probe: BBHA9120D_1-18GHz	Polarity: Vertical
EUT: Monster Bluetooth Speaker	Power: By USB
Test Mode: Transmit by 2DH5 at Channel 2402MHz	

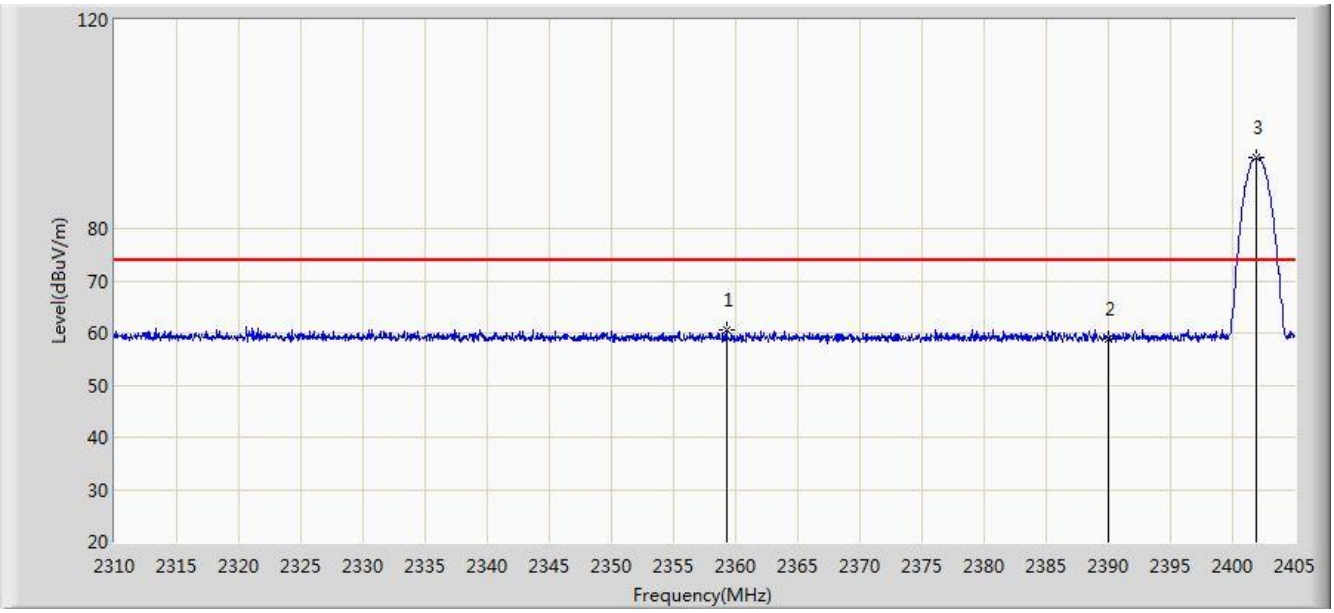

No	Flag	Mark	Frequency (MHz)	Measure Level (dBuV/m)	Reading Level (dBuV)	Margin (dB)	Limit (dBuV/m)	Factor (dB)	Type
1			2359.258	60.532	28.055	-13.468	74.000	32.477	PK
2			2390.000	58.788	26.375	-15.212	74.000	32.413	PK
3		*	2401.865	93.518	61.122	N/A	N/A	32.396	PK

Note: Measure Level (dBµV/m) = Reading Level (dBµV) + Factor (dB)

Factor (dB) = Cable Loss (dB) + Antenna Factor (dB/m)

Site: AC1	Time: 2019/09/05 - 02:56
Limit: FCC_Part15_Band Edge(3m)	Engineer: Messiah Li
Probe: BBHA9120D_1-18GHz	Polarity: Vertical
EUT: Monster Bluetooth Speaker	Power: By USB
Test Mode: Transmit by 2DH5 at Channel 2402MHz	

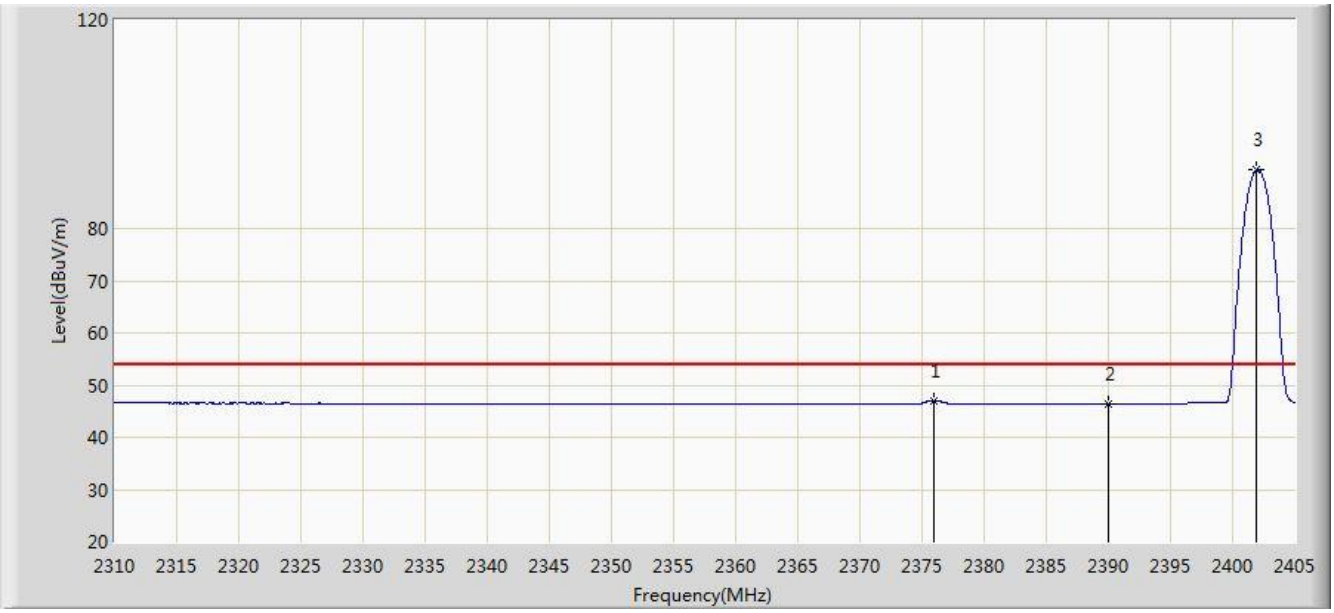

No	Flag	Mark	Frequency (MHz)	Measure Level (dBuV/m)	Reading Level (dBuV)	Margin (dB)	Limit (dBuV/m)	Factor (dB)	Type
1			2375.978	47.093	14.654	-6.907	54.000	32.439	AV
2			2390.000	46.442	14.029	-7.558	54.000	32.413	AV
3		*	2401.913	91.273	58.877	N/A	N/A	32.396	AV

Note: Measure Level (dBµV/m) = Reading Level (dBµV) + Factor (dB)

Factor (dB) = Cable Loss (dB) + Antenna Factor (dB/m)

Site: AC1	Time: 2019/09/05 - 02:58
Limit: FCC_Part15_Band Edge(3m)	Engineer: Messiah Li
Probe: BBHA9120D_1-18GHz	Polarity: Horizontal
EUT: Monster Bluetooth Speaker	Power: By USB
Test Mode: Transmit by 2DH5 at Channel 2480MHz	

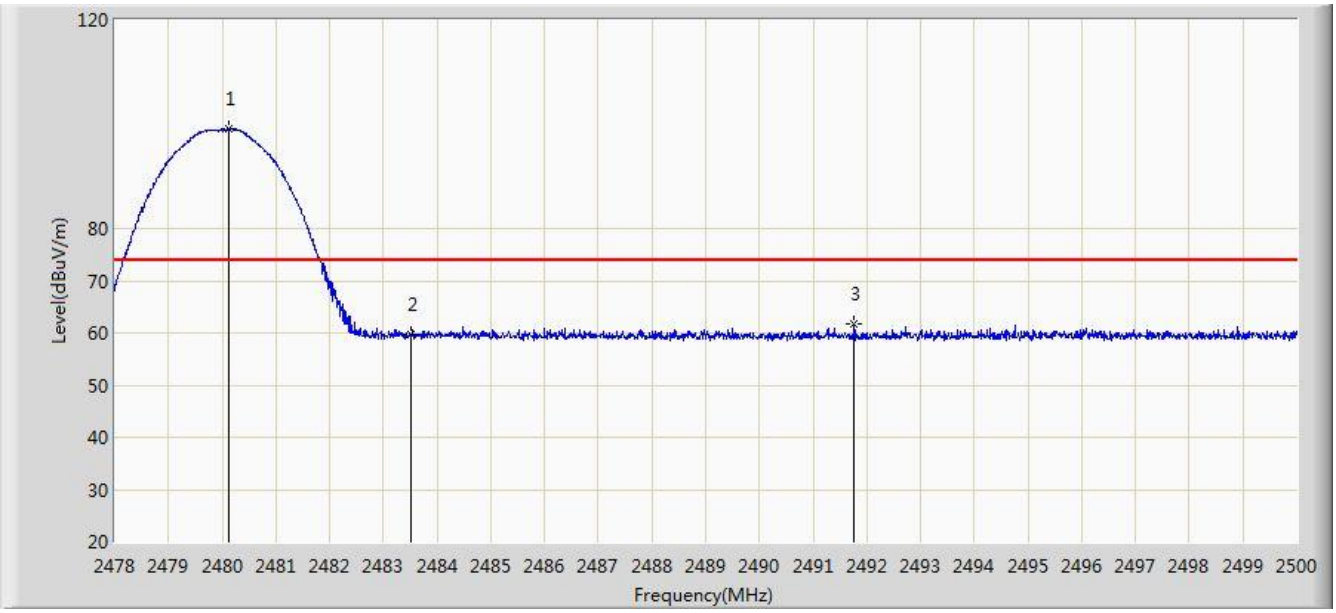

No	Flag	Mark	Frequency (MHz)	Measure Level (dBuV/m)	Reading Level (dBuV)	Margin (dB)	Limit (dBuV/m)	Factor (dB)	Type
1		*	2480.112	99.044	66.635	N/A	N/A	32.408	PK
2			2483.500	59.851	27.436	-14.149	74.000	32.416	PK
3			2491.761	61.865	29.433	-12.135	74.000	32.432	PK

Note: Measure Level (dBµV/m) = Reading Level (dBµV) + Factor (dB)

Factor (dB) = Cable Loss (dB) + Antenna Factor (dB/m)

Site: AC1	Time: 2019/09/05 - 03:00
Limit: FCC_Part15_Band Edge(3m)	Engineer: Messiah Li
Probe: BBHA9120D_1-18GHz	Polarity: Horizontal
EUT: Monster Bluetooth Speaker	Power: By USB
Test Mode: Transmit by 2DH5 at Channel 2480MHz	

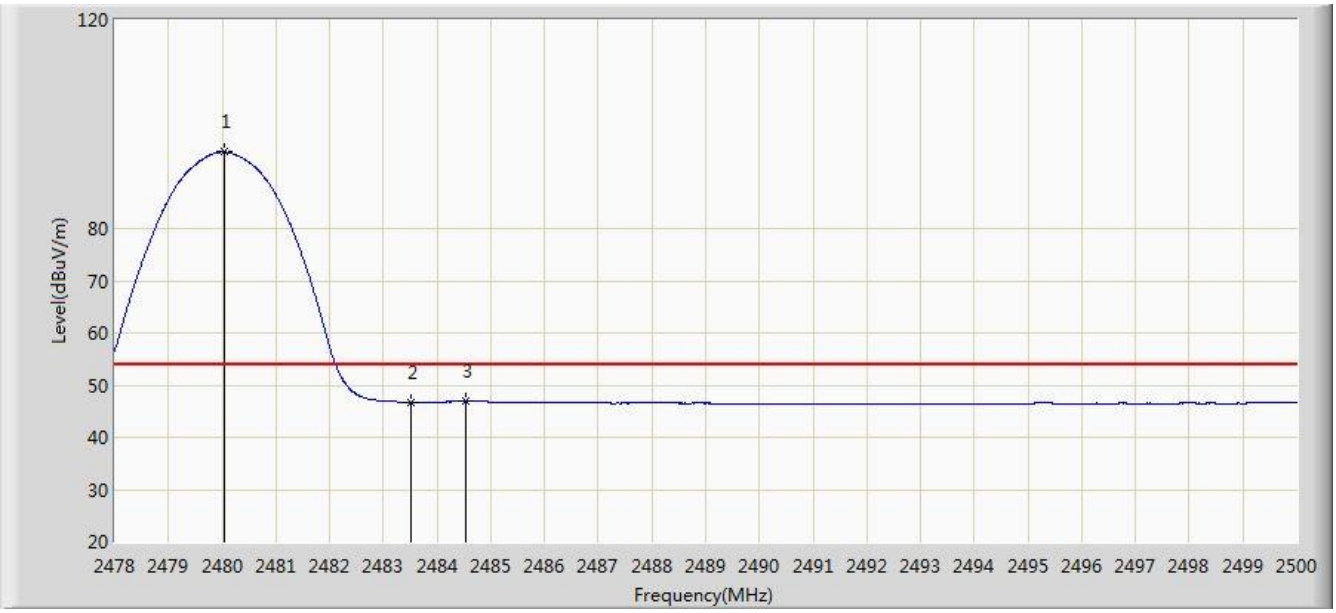

No	Flag	Mark	Frequency (MHz)	Measure Level (dBuV/m)	Reading Level (dBuV)	Margin (dB)	Limit (dBuV/m)	Factor (dB)	Type
1		*	2480.046	94.650	62.241	N/A	N/A	32.408	AV
2			2483.500	46.787	14.372	-7.213	54.000	32.416	AV
3			2484.523	46.868	14.451	-7.132	54.000	32.417	AV

Note: Measure Level (dBµV/m) = Reading Level (dBµV) + Factor (dB)

Factor (dB) = Cable Loss (dB) + Antenna Factor (dB/m)

Site: AC1	Time: 2019/09/05 - 03:01
Limit: FCC_Part15_Band Edge(3m)	Engineer: Messiah Li
Probe: BBHA9120D_1-18GHz	Polarity: Vertical
EUT: Monster Bluetooth Speaker	Power: By USB
Test Mode: Transmit by 2DH5 at Channel 2480MHz	

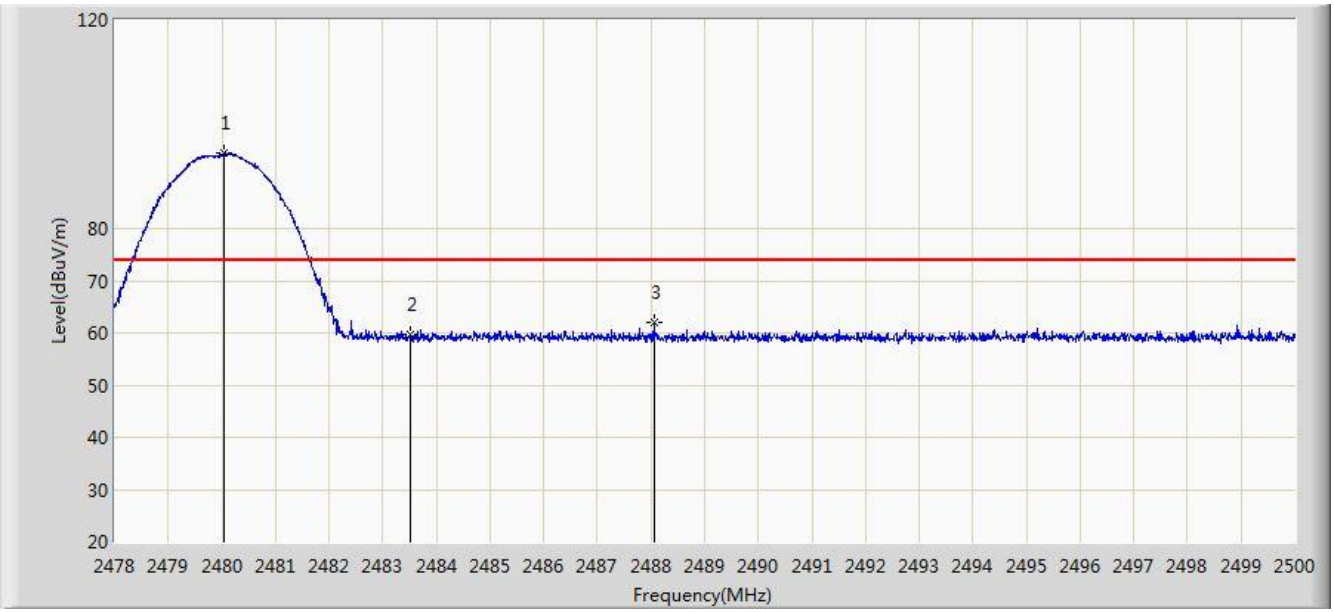

No	Flag	Mark	Frequency (MHz)	Measure Level (dBuV/m)	Reading Level (dBuV)	Margin (dB)	Limit (dBuV/m)	Factor (dB)	Type
1		*	2480.046	94.442	62.033	N/A	N/A	32.408	PK
2			2483.500	59.759	27.344	-14.241	74.000	32.416	PK
3			2488.054	61.903	29.479	-12.097	74.000	32.425	PK

Note: Measure Level (dBµV/m) = Reading Level (dBµV) + Factor (dB)

Factor (dB) = Cable Loss (dB) + Antenna Factor (dB/m)

Site: AC1	Time: 2019/09/05 - 03:02
Limit: FCC_Part15_Band Edge(3m)	Engineer: Messiah Li
Probe: BBHA9120D_1-18GHz	Polarity: Vertical
EUT: Monster Bluetooth Speaker	Power: By USB
Test Mode: Transmit by 2DH5 at Channel 2480MHz	

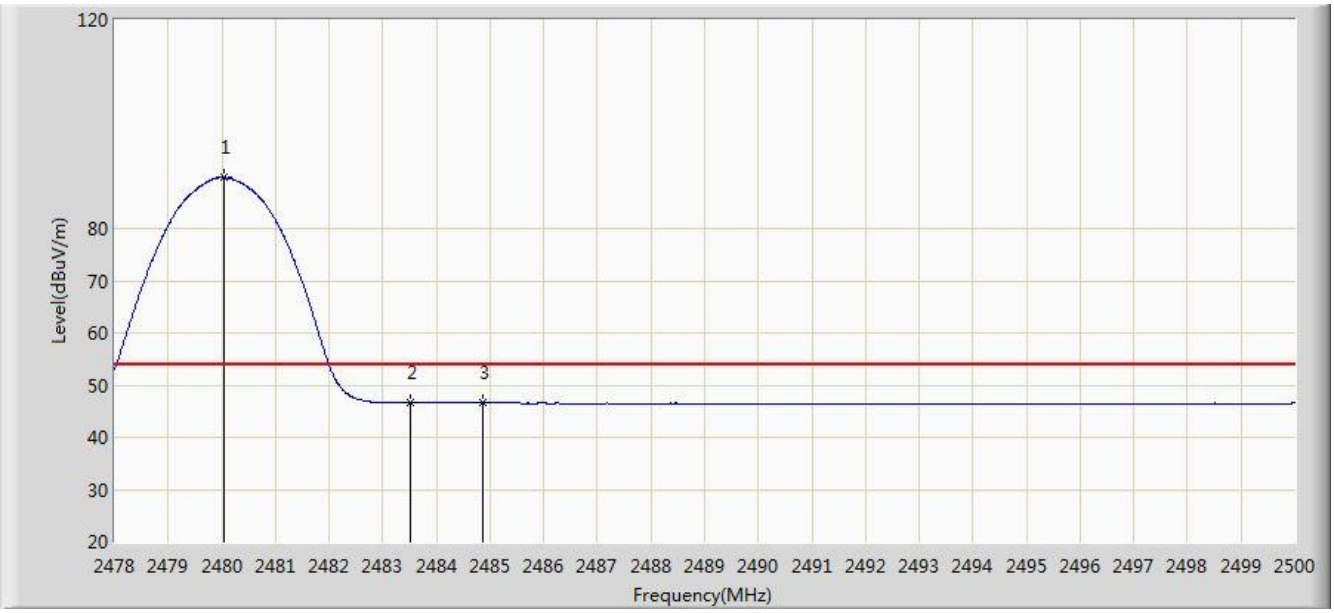

No	Flag	Mark	Frequency (MHz)	Measure Level (dBuV/m)	Reading Level (dBuV)	Margin (dB)	Limit (dBuV/m)	Factor (dB)	Type
1		*	2480.046	89.759	57.350	N/A	N/A	32.408	AV
2			2483.500	46.603	14.188	-7.397	54.000	32.416	AV
3			2484.875	46.623	14.205	-7.377	54.000	32.418	AV

Note: Measure Level (dBµV/m) = Reading Level (dBµV) + Factor (dB)

Factor (dB) = Cable Loss (dB) + Antenna Factor (dB/m)

Site: AC1	Time: 2019/09/05 - 03:03
Limit: FCC_Part15_Band Edge(3m)	Engineer: Messiah Li
Probe: BBHA9120D_1-18GHz	Polarity: Horizontal
EUT: Monster Bluetooth Speaker	Power: By USB
Test Mode: Transmit by 3DH5 at Channel 2402MHz	

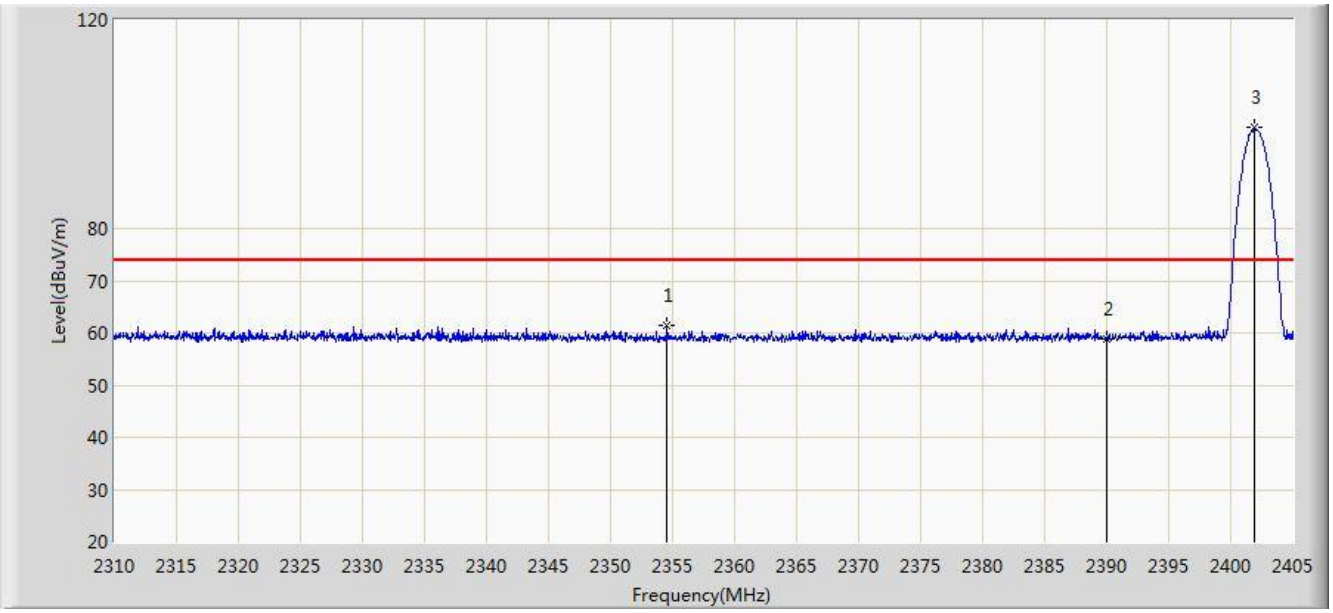

No	Flag	Mark	Frequency (MHz)	Measure Level (dBuV/m)	Reading Level (dBuV)	Margin (dB)	Limit (dBuV/m)	Factor (dB)	Type
1			2354.555	61.444	28.951	-12.556	74.000	32.493	PK
2			2390.000	58.946	26.533	-15.054	74.000	32.413	PK
3		*	2401.960	99.326	66.930	N/A	N/A	32.396	PK

Note: Measure Level (dBµV/m) = Reading Level (dBµV) + Factor (dB)

Factor (dB) = Cable Loss (dB) + Antenna Factor (dB/m)

Site: AC1	Time: 2019/09/05 - 03:05
Limit: FCC_Part15_Band Edge(3m)	Engineer: Messiah Li
Probe: BBHA9120D_1-18GHz	Polarity: Horizontal
EUT: Monster Bluetooth Speaker	Power: By USB
Test Mode: Transmit by 3DH5 at Channel 2402MHz	

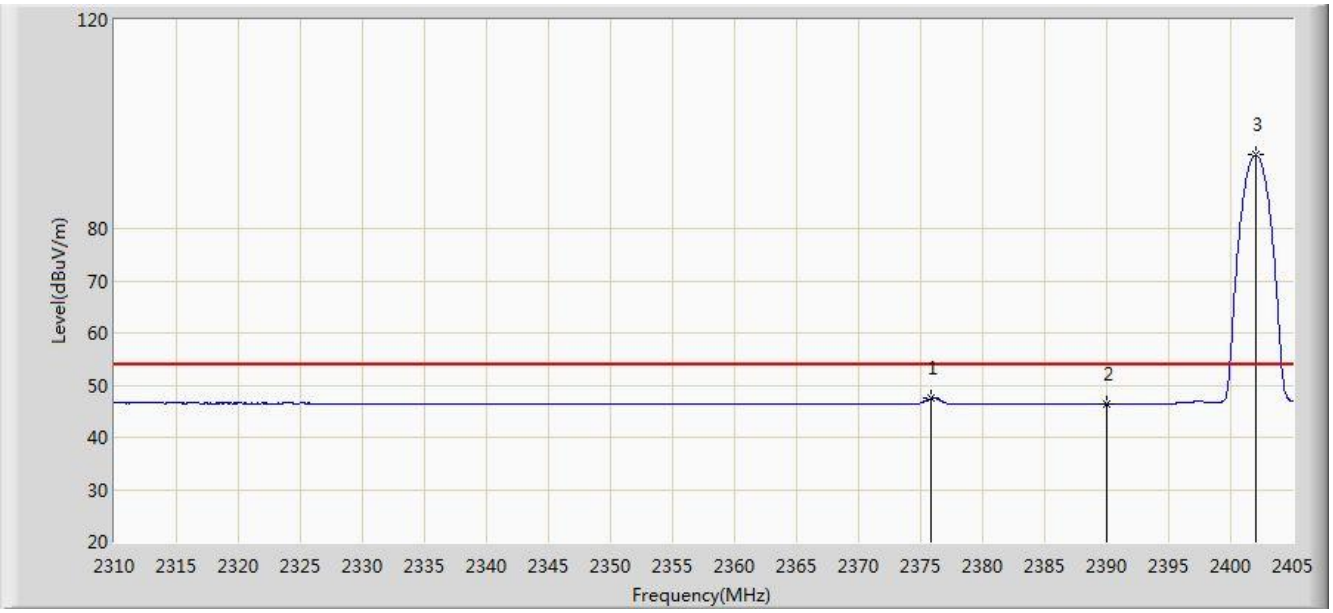

No	Flag	Mark	Frequency (MHz)	Measure Level (dBuV/m)	Reading Level (dBuV)	Margin (dB)	Limit (dBuV/m)	Factor (dB)	Type
1			2375.883	47.511	15.072	-6.489	54.000	32.439	AV
2			2390.000	46.402	13.989	-7.598	54.000	32.413	AV
3		*	2402.008	94.060	61.664	N/A	N/A	32.396	AV

Note: Measure Level (dBµV/m) = Reading Level (dBµV) + Factor (dB)

Factor (dB) = Cable Loss (dB) + Antenna Factor (dB/m)

Site: AC1	Time: 2019/09/05 - 03:06
Limit: FCC_Part15_Band Edge(3m)	Engineer: Messiah Li
Probe: BBHA9120D_1-18GHz	Polarity: Vertical
EUT: Monster Bluetooth Speaker	Power: By USB
Test Mode: Transmit by 3DH5 at Channel 2402MHz	

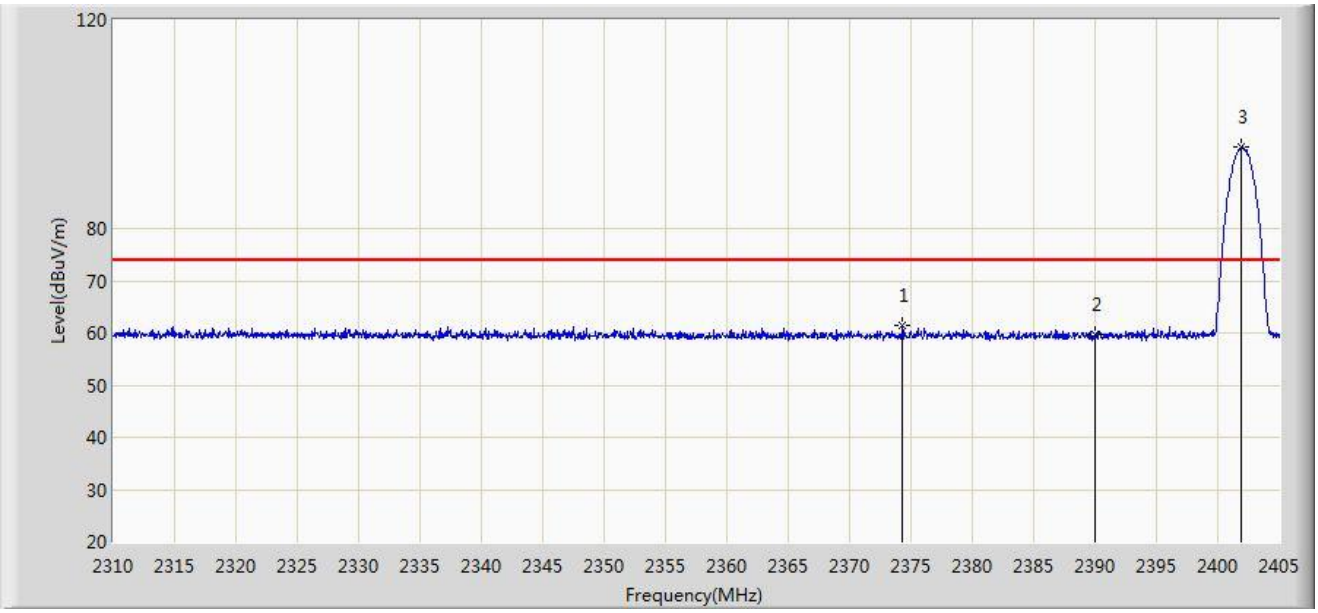

No	Flag	Mark	Frequency (MHz)	Measure Level (dBuV/m)	Reading Level (dBuV)	Margin (dB)	Limit (dBuV/m)	Factor (dB)	Type
1			2374.315	61.583	29.140	-12.417	74.000	32.443	PK
2			2390.000	59.738	27.325	-14.262	74.000	32.413	PK
3		*	2401.960	95.575	63.179	N/A	N/A	32.396	PK

Note: Measure Level (dBµV/m) = Reading Level (dBµV) + Factor (dB)

Factor (dB) = Cable Loss (dB) + Antenna Factor (dB/m)

Site: AC1	Time: 2019/09/05 - 03:08
Limit: FCC_Part15_Band Edge(3m)	Engineer: Messiah Li
Probe: BBHA9120D_1-18GHz	Polarity: Vertical
EUT: Monster Bluetooth Speaker	Power: By USB
Test Mode: Transmit by 3DH5 at Channel 2402MHz	

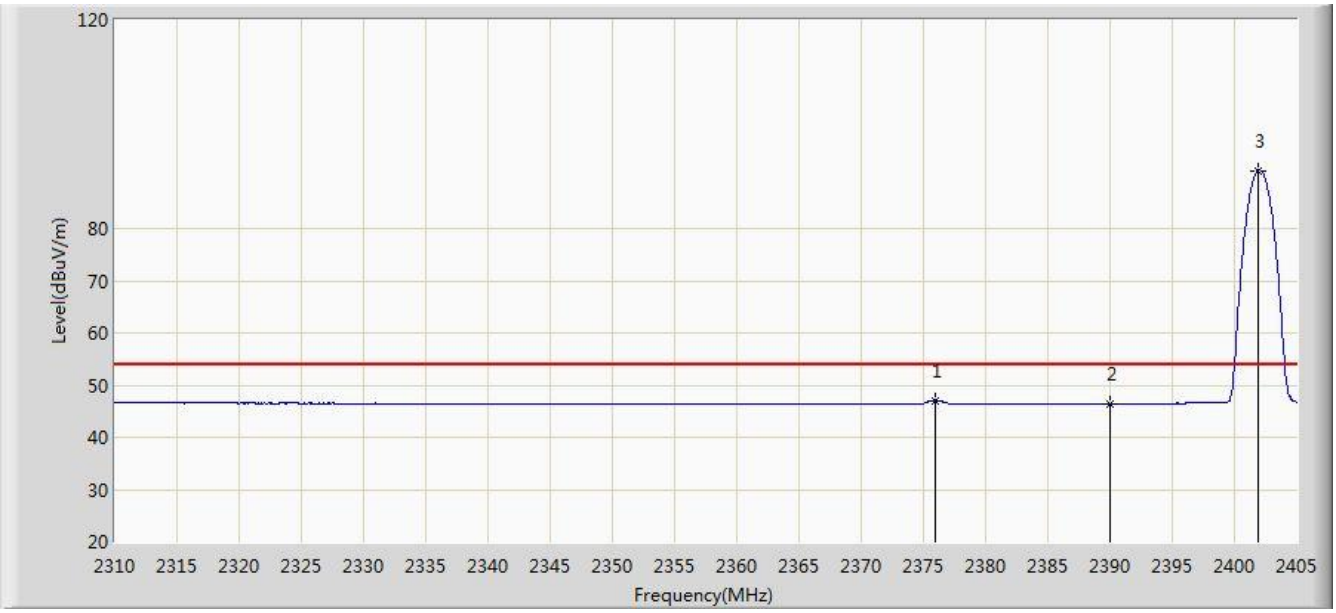

No	Flag	Mark	Frequency (MHz)	Measure Level (dBuV/m)	Reading Level (dBuV)	Margin (dB)	Limit (dBuV/m)	Factor (dB)	Type
1			2375.978	47.091	14.652	-6.909	54.000	32.439	AV
2			2390.000	46.430	14.017	-7.570	54.000	32.413	AV
3		*	2401.865	91.011	58.615	N/A	N/A	32.396	AV

Note: Measure Level (dBµV/m) = Reading Level (dBµV) + Factor (dB)

Factor (dB) = Cable Loss (dB) + Antenna Factor (dB/m)

Site: AC1	Time: 2019/09/05 - 03:10
Limit: FCC_Part15_Band Edge(3m)	Engineer: Messiah Li
Probe: BBHA9120D_1-18GHz	Polarity: Horizontal
EUT: Monster Bluetooth Speaker	Power: By USB
Test Mode: Transmit by 3DH5 at Channel 2480MHz	

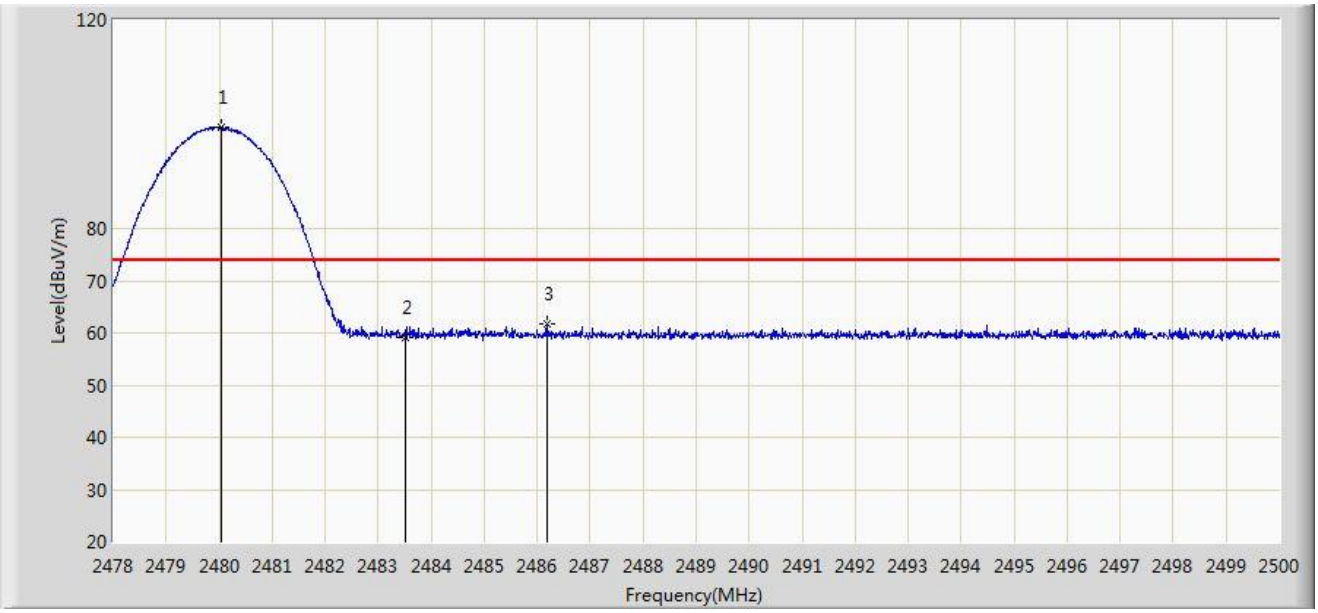

No	Flag	Mark	Frequency (MHz)	Measure Level (dBuV/m)	Reading Level (dBuV)	Margin (dB)	Limit (dBuV/m)	Factor (dB)	Type
1		*	2480.046	99.349	66.940	N/A	N/A	32.408	PK
2			2483.500	59.247	26.832	-14.753	74.000	32.416	PK
3			2486.184	61.670	29.249	-12.330	74.000	32.420	PK

Note: Measure Level (dBµV/m) = Reading Level (dBµV) + Factor (dB)

Factor (dB) = Cable Loss (dB) + Antenna Factor (dB/m)

Site: AC1	Time: 2019/09/05 - 03:12
Limit: FCC_Part15_Band Edge(3m)	Engineer: Messiah Li
Probe: BBHA9120D_1-18GHz	Polarity: Horizontal
EUT: Monster Bluetooth Speaker	Power: By USB
Test Mode: Transmit by 3DH5 at Channel 2480MHz	

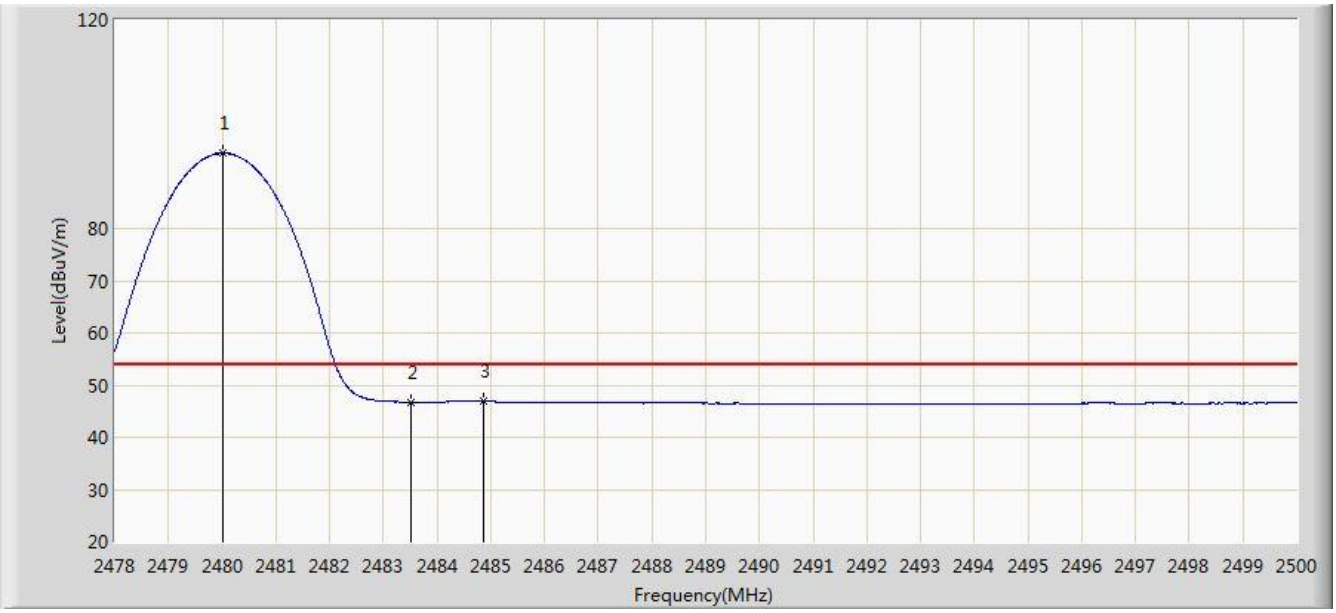

No	Flag	Mark	Frequency (MHz)	Measure Level (dBuV/m)	Reading Level (dBuV)	Margin (dB)	Limit (dBuV/m)	Factor (dB)	Type
1		*	2480.002	94.413	62.005	N/A	N/A	32.408	AV
2			2483.500	46.736	14.321	-7.264	54.000	32.416	AV
3			2484.864	46.875	14.457	-7.125	54.000	32.418	AV

Note: Measure Level (dBµV/m) = Reading Level (dBµV) + Factor (dB)

Factor (dB) = Cable Loss (dB) + Antenna Factor (dB/m)

Site: AC1	Time: 2019/09/05 - 03:13
Limit: FCC_Part15_Band Edge(3m)	Engineer: Messiah Li
Probe: BBHA9120D_1-18GHz	Polarity: Vertical
EUT: Monster Bluetooth Speaker	Power: By USB
Test Mode: Transmit by 3DH5 at Channel 2480MHz	

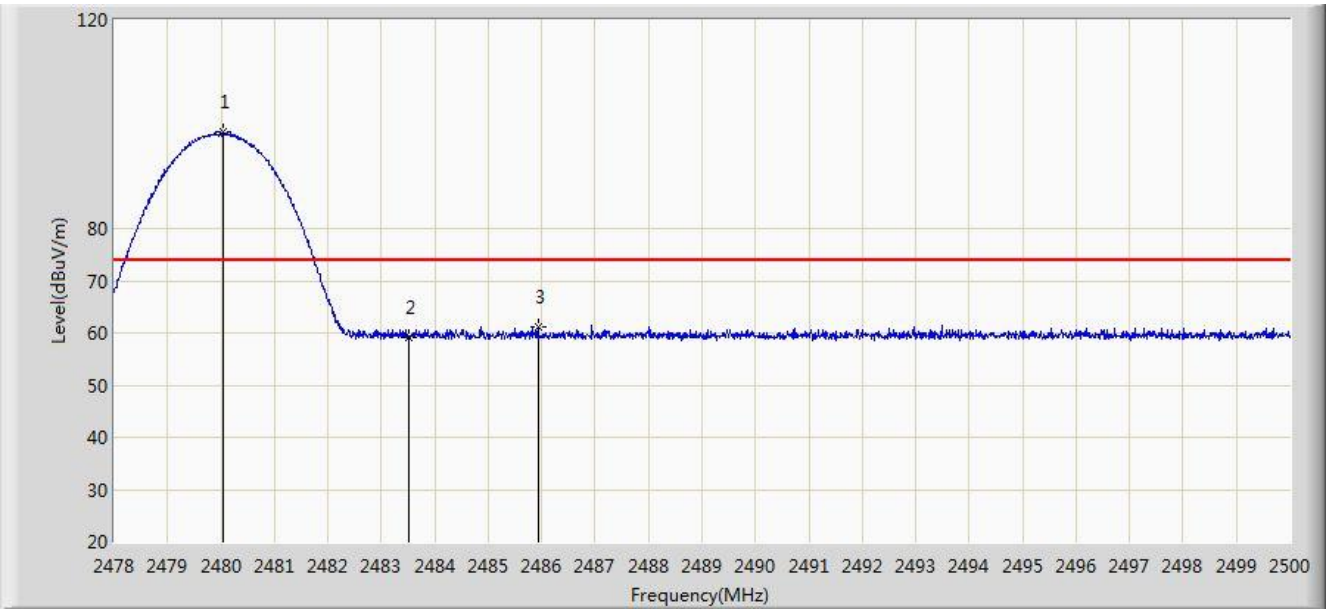

No	Flag	Mark	Frequency (MHz)	Measure Level (dBuV/m)	Reading Level (dBuV)	Margin (dB)	Limit (dBuV/m)	Factor (dB)	Type
1		*	2480.046	98.465	66.056	N/A	N/A	32.408	PK
2			2483.500	59.210	26.795	-14.790	74.000	32.416	PK
3			2485.931	61.122	28.702	-12.878	74.000	32.420	PK

Note: Measure Level (dBµV/m) = Reading Level (dBµV) + Factor (dB)

Factor (dB) = Cable Loss (dB) + Antenna Factor (dB/m)

Site: AC1	Time: 2019/09/05 - 03:16
Limit: FCC_Part15_Band Edge(3m)	Engineer: Messiah Li
Probe: BBHA9120D_1-18GHz	Polarity: Vertical
EUT: Monster Bluetooth Speaker	Power: By USB
Test Mode: Transmit by 3DH5 at Channel 2480MHz	

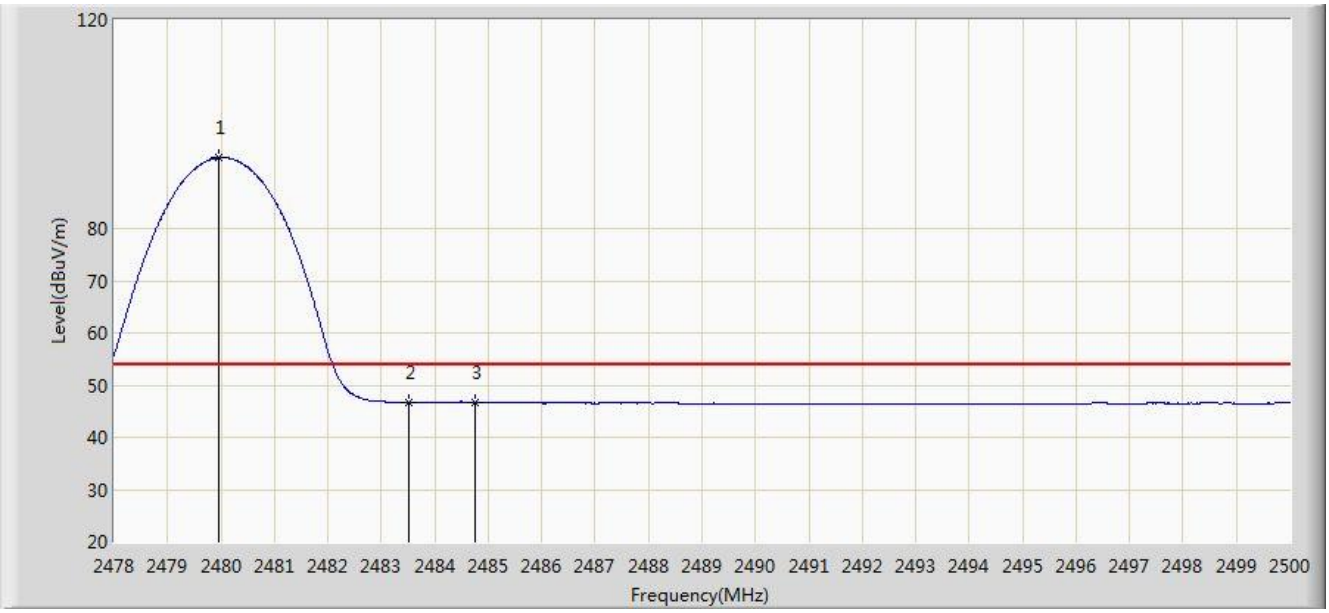

No	Flag	Mark	Frequency (MHz)	Measure Level (dBuV/m)	Reading Level (dBuV)	Margin (dB)	Limit (dBuV/m)	Factor (dB)	Type
1		*	2479.969	93.586	61.178	N/A	N/A	32.408	AV
2			2483.500	46.711	14.296	-7.289	54.000	32.416	AV
3			2484.765	46.772	14.354	-7.228	54.000	32.418	AV

Note: Measure Level (dBµV/m) = Reading Level (dBµV) + Factor (dB)

Factor (dB) = Cable Loss (dB) + Antenna Factor (dB/m)

7.11. AC Conducted Emissions Measurement

7.11.1.Test Limit

FCC Part 15.207 Limits		
Frequency (MHz)	QP (dBμV)	Average (dBμV)
0.15 - 0.50	66 - 56	56 - 46
0.50 - 5.0	56	46
5.0 - 30	60	50
Note 1: The lower limit shall apply at the transition frequencies. Note 2: The limit decreases linearly with the logarithm of the frequency in the range 0.15MHz to 0.5MHz.		

7.11.2.Test Setup

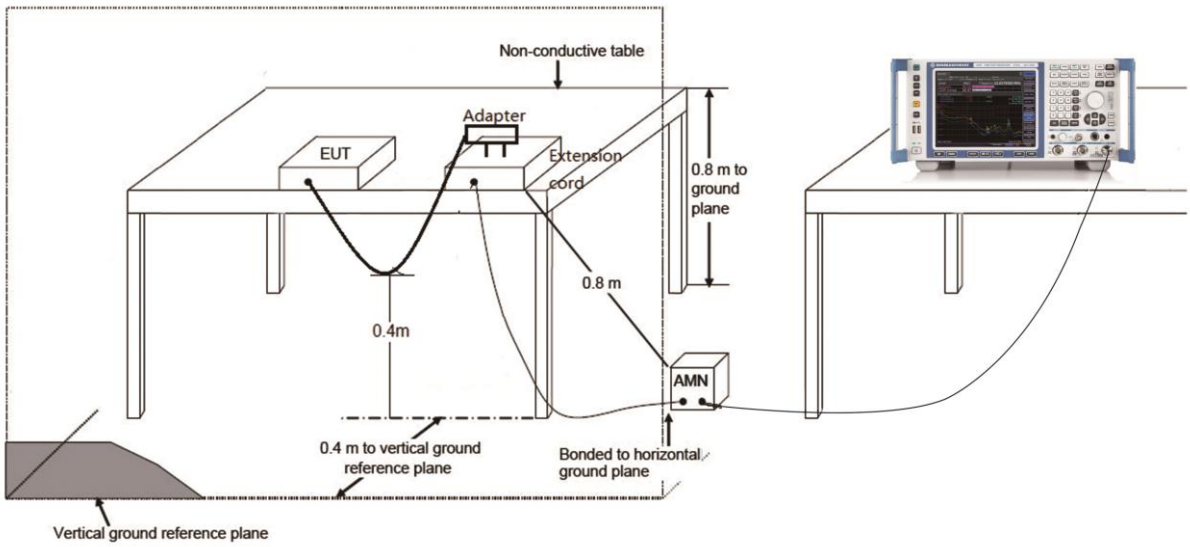

7.11.3.Test Result

Site: SR2	Time: 2019/09/16 - 16:15
Limit: FCC_Part15.207_CE_AC Power	Engineer: Liz Yuan
Probe: ENV216_101683_Filter On	Polarity: Line
EUT: Monster Bluetooth Speaker	Power: AC 120V/60Hz
Test Mode: Transmit by DH5 at Channel 2441MHz	

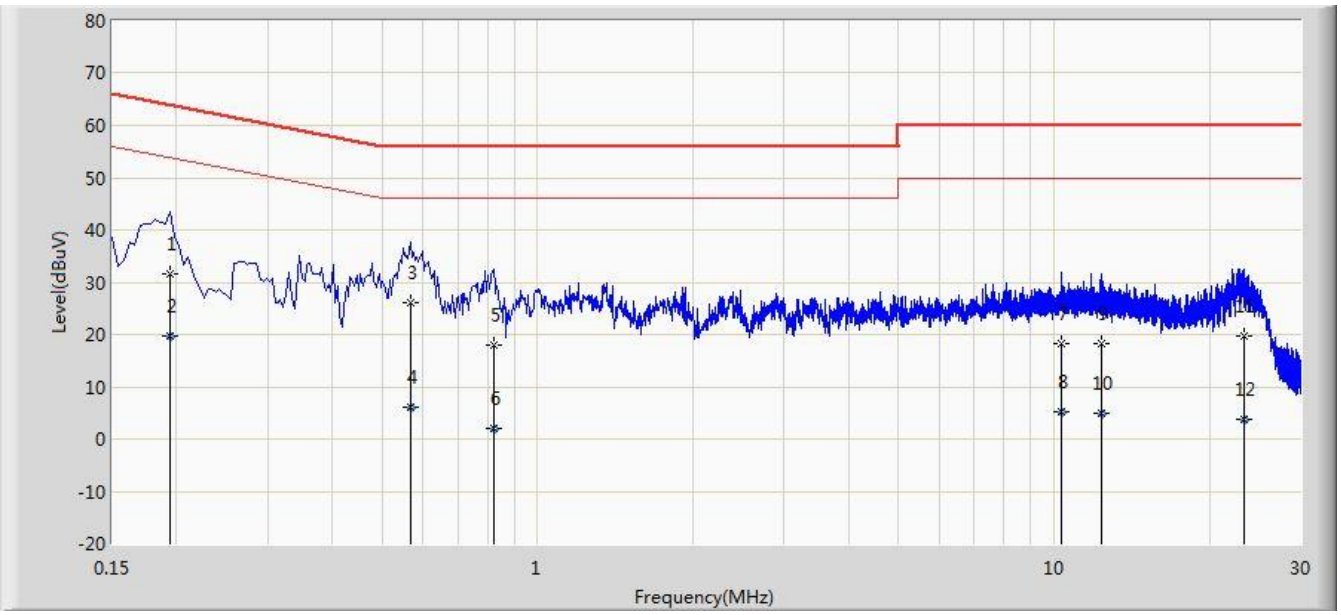

No	Flag	Mark	Frequency (MHz)	Measure Level (dBuV)	Reading Level (dBuV)	Margin (dB)	Limit (dBuV)	Factor (dB)	Type
1			0.194	31.682	21.666	-32.181	63.864	10.017	QP
2			0.194	19.847	9.830	-34.017	53.864	10.017	AV
3			0.566	26.215	16.082	-29.785	56.000	10.132	QP
4			0.566	6.153	-3.979	-39.847	46.000	10.132	AV
5		*	0.822	18.108	8.108	-37.892	56.000	10.000	QP
6			0.822	2.113	-7.887	-43.887	46.000	10.000	AV
7			10.330	18.273	8.138	-41.727	60.000	10.135	QP
8			10.330	5.276	-4.859	-44.724	50.000	10.135	AV
9			12.326	18.313	8.234	-41.687	60.000	10.079	QP
10			12.326	5.013	-5.066	-44.987	50.000	10.079	AV
11			23.302	19.581	9.393	-40.419	60.000	10.188	QP
12			23.302	3.763	-6.425	-46.237	50.000	10.188	AV

Note: Measure Level (dBμV) = Reading Level (dBμV) + Factor (dB)

Factor (dB) = Cable Loss (dB) + LISN Factor (dB)

Site: SR2	Time: 2019/09/16 - 16:19
Limit: FCC_Part15.207_CE_AC Power	Engineer: Liz Yuan
Probe: ENV216_101683_Filter On	Polarity: Neutral
EUT: Monster Bluetooth Speaker	Power: AC 120V/60Hz
Test Mode: Transmit by DH5 at Channel 2441MHz	

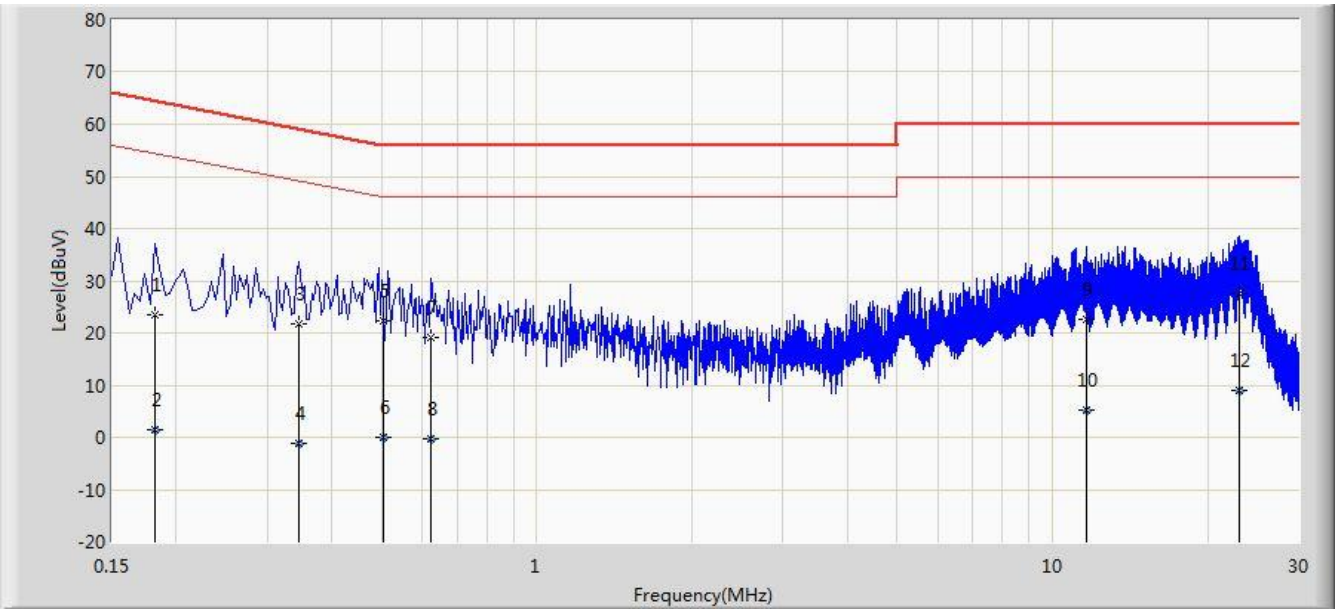

No	Flag	Mark	Frequency (MHz)	Measure Level (dBuV)	Reading Level (dBuV)	Margin (dB)	Limit (dBuV)	Factor (dB)	Type
1		*	0.182	23.406	13.363	-40.988	64.394	10.042	QP
2			0.182	1.402	-8.640	-52.992	54.394	10.042	AV
3			0.346	21.595	11.523	-37.463	59.058	10.071	QP
4			0.346	-1.217	-11.289	-50.275	49.058	10.071	AV
5			0.505	22.377	12.200	-33.623	56.000	10.177	QP
6			0.505	0.077	-10.100	-45.923	46.000	10.177	AV
7			0.622	19.063	8.944	-36.937	56.000	10.119	QP
8			0.622	-0.379	-10.498	-46.379	46.000	10.119	AV
9			11.606	22.542	12.419	-37.458	60.000	10.123	QP
10			11.606	5.175	-4.948	-44.825	50.000	10.123	AV
11			22.978	27.549	17.301	-32.451	60.000	10.249	QP
12			22.978	8.914	-1.335	-41.086	50.000	10.249	AV

Note: Measure Level (dBμV) = Reading Level (dBμV) + Factor (dB)

Factor (dB) = Cable Loss (dB) + LISN Factor (dB)

8. CONCLUSION

The data collected relate only the item(s) tested and show that the device is in compliance with Part 15C of the FCC rules.

The End

Appendix A - Test Setup Photograph

Refer to “1907RSU050-UT” file.

Appendix B - EUT Photograph

Refer to “1907RSU050-UE” file.