Band-edge Compliance

DH5 - Channel 00 (2402MHz)

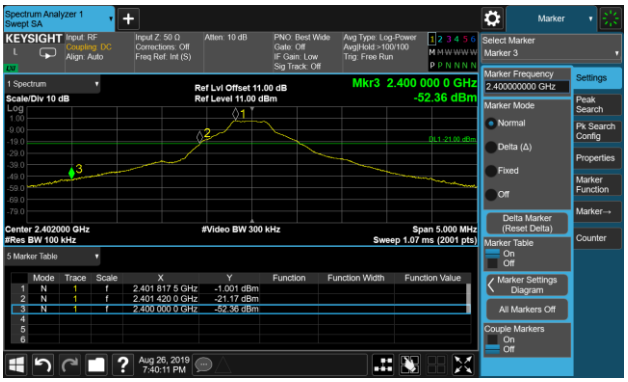

DH5 - Channel 78 (2480MHz)

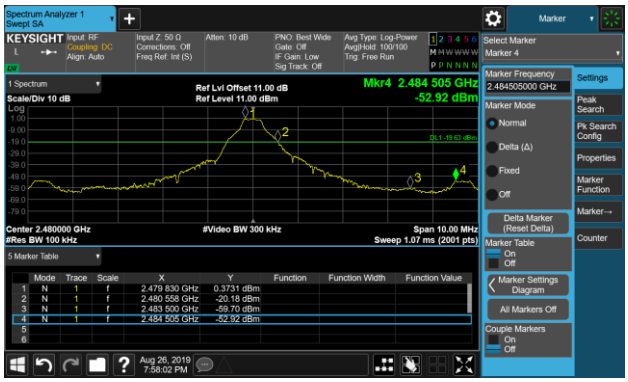

2DH5 - Channel 00 (2402MHz)

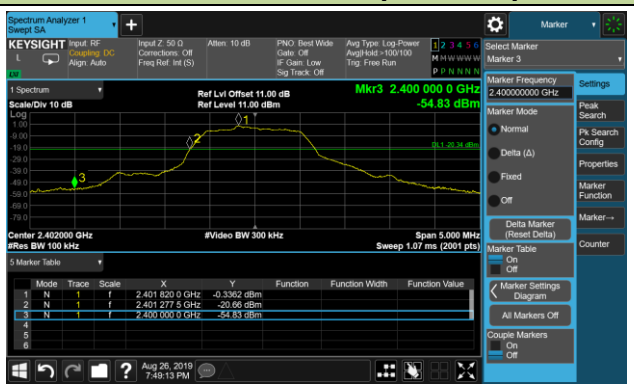

2DH5 - Channel 78 (2480MHz)

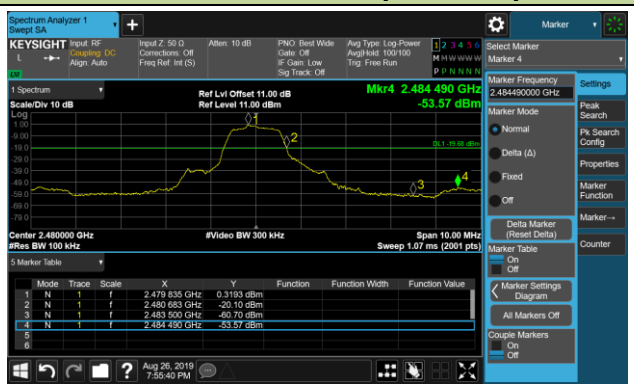

3DH5 - Channel 00 (2402MHz)

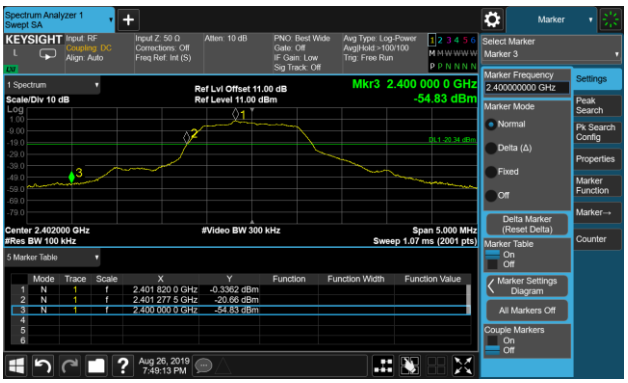

3DH5 - Channel 78 (2480MHz)

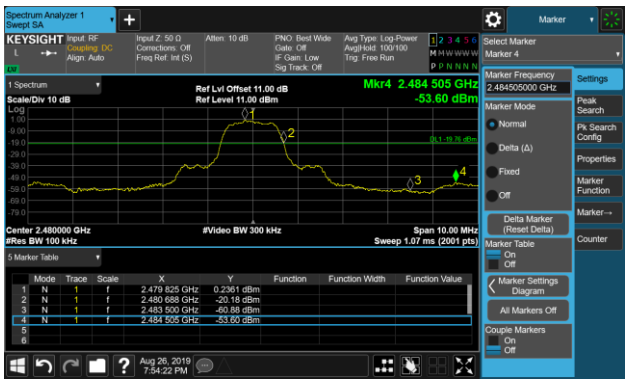

Operation Frequency Range of 20dB Bandwidth within Hopping Mode

DH5 - Channel 00 (2402MHz)

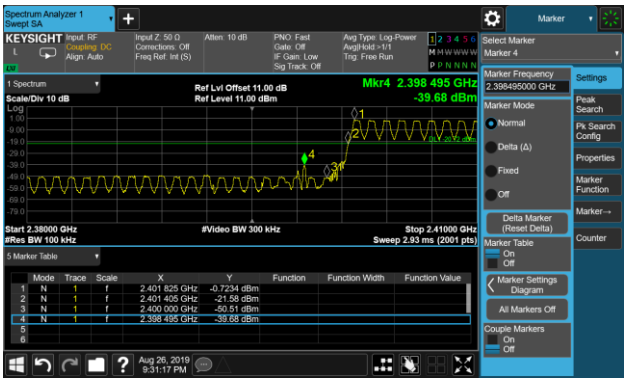

DH5 - Channel 78 (2480MHz)

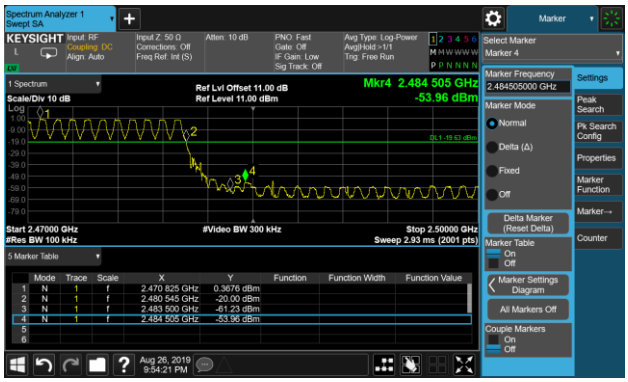

2DH5 - Channel 00 (2402MHz)

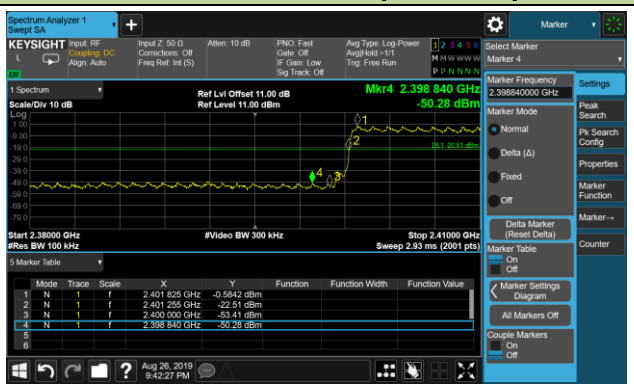

2DH5 - Channel 78 (2480MHz)

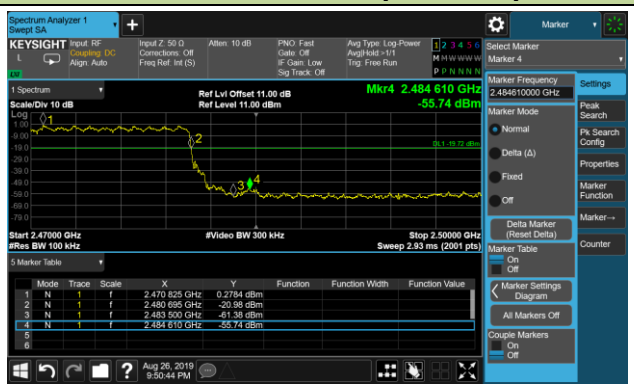

3DH5 - Channel 00 (2402MHz)

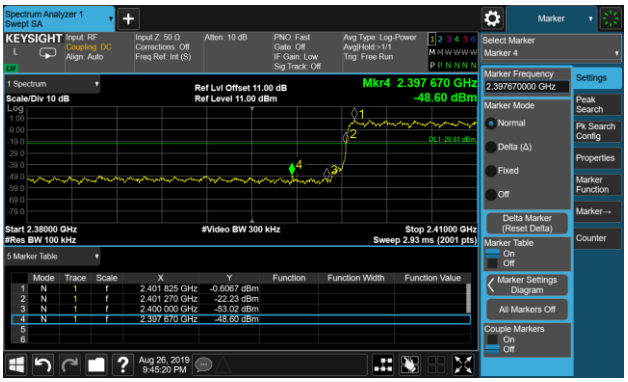

3DH5 - Channel 78 (2480MHz)

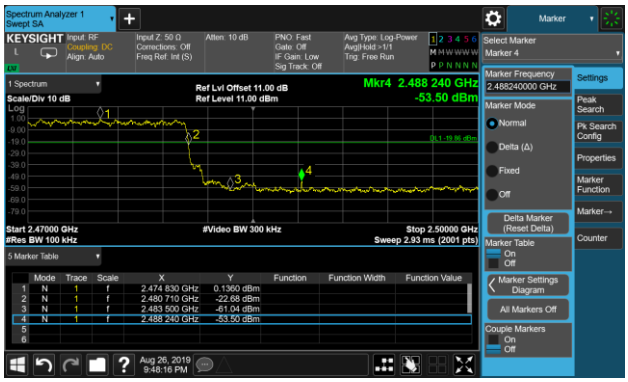

7.8. Conducted Spurious Emissions Measurement

7.8.1.Test Limit

In any 100 kHz bandwidth outside the frequency band in which the spread spectrum or digitally modulated intentional radiator is operating, the radio frequency power that is produced by the intentional radiator shall be at least 20 dB below that in the 100 kHz bandwidth within the band that contains the highest level of the desired power, based on either an RF conducted or a radiated measurement, provided the transmitter demonstrates compliance with the peak conducted or a radiated measurement, provided the transmitter demonstrates compliance with the peak conducted power limits.

7.8.2.Test Procedure Used

ANSI C63.10-2013 - Section 7.8.8

7.8.3.Test Setting

1. Span = Wide enough to capture the peak level of the in-band emission and all spurious emissions (e.g., harmonics) from the lowest frequency generated in the EUT up through the 10th harmonic. Typically, several plots are required to cover this entire span.
2. RBW = 100kHz
3. VBW = 300kHz
4. Detector = Peak
5. Sweep time = Auto couple
6. Trace mode = Max hold
7. Trace was allowed to stabilize
8. Set the marker on the peak of any spurious emission recorded. The level displayed must comply with the limit specified in this section.

7.8.4.Test Setup

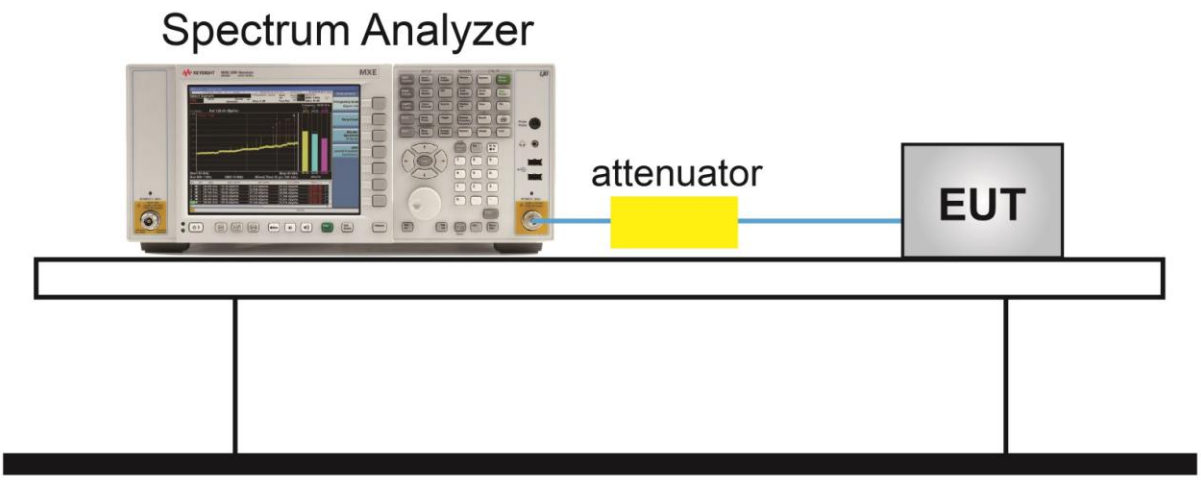

7.8.5.Test Result

Product	Monster Bluetooth Speaker	Temperature	25℃
Test Engineer	Snake Ni	Relative Humidity	52%
Test Site	TR3	Test Date	2019/08/26

Test Mode	Channel No.	Frequency (MHz)	Limit (MHz)	Result
DH5	00	2402	20dBc	Pass
DH5	39	2441	20dBc	Pass
DH5	78	2480	20dBc	Pass
2DH5	00	2402	20dBc	Pass
2DH5	39	2441	20dBc	Pass
2DH5	78	2480	20dBc	Pass
3DH5	00	2402	20dBc	Pass
3DH5	39	2441	20dBc	Pass
3DH5	78	2480	20dBc	Pass

DH5 Conducted Spurious Emissions

Channel 00 (2402MHz)

Channel 39 (2441MHz)

Channel 78 (2480MHz)

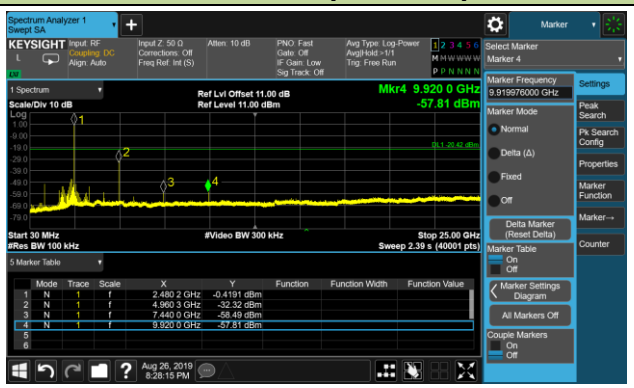

2DH5 Conducted Spurious Emissions

Channel 00 (2402MHz)

Channel 39 (2441MHz)

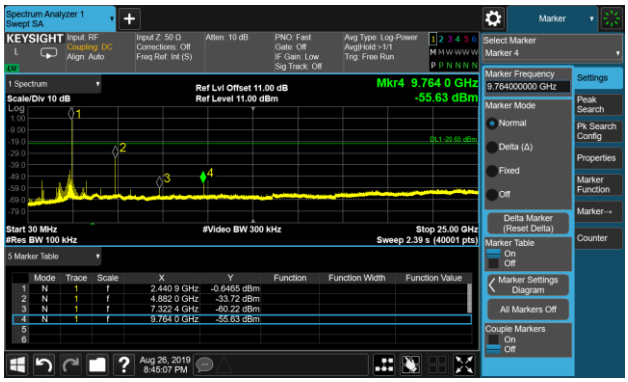

Channel 78 (2480MHz)

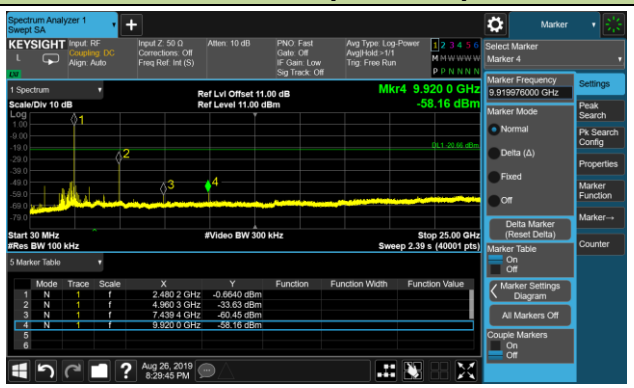

3DH5 Conducted Spurious Emissions

Channel 00 (2402MHz)

Channel 39 (2441MHz)

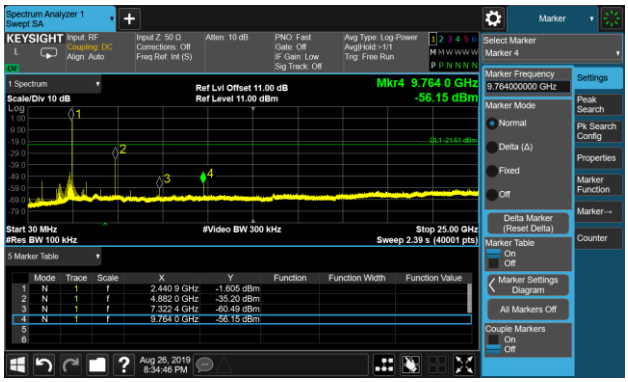

Channel 78 (2480MHz)

7.9. Radiated Spurious Emission Measurement

7.9.1.Test Limit

All out of band emissions appearing in a restricted band as specified in Section 15.205 of the Title 47 CFR must not exceed the limits shown in Table per Section 15.209.

FCC Part 15.209 Limits		
Frequency (MHz)	Field Strength (μV/m)	Measured Distance (m)
0.009 - 0.490	2400/F (kHz)	300
0.490 - 1.705	24000/F (kHz)	30
1.705 - 30	30	30
30 - 88	100	3
88 - 216	150	3
216 - 960	200	3
Above 960	500	3

7.9.2.Test Procedure Used

ANSI C63.10 - Section 6.3 (General Requirements)

ANSI C63.10 - Section 6.4 (Standard test method below 30MHz)

ANSI C63.10 - Section 6.5 (Standard test method above 30MHz to 1GHz)

ANSI C63.10 - Section 6.6 (Standard test method above 1GHz)

7.9.3.Test Setting

Table 1 - RBW as a function of frequency

Frequency	RBW
9 ~ 150 kHz	200 ~ 300 Hz
0.15 ~ 30 MHz	9 ~ 10 kHz
30 ~ 1000 MHz	100 ~ 120 kHz
> 1000 MHz	1 MHz

Quasi-Peak Measurements below 1GHz

1. Analyzer center frequency was set to the frequency of the radiated spurious emission of interest
2. Span was set greater than 1MHz
3. RBW = As specified in Table 1
4. Detector = CISPR quasi-peak
5. Sweep time = Auto couple
6. Trace was allowed to stabilize

Peak Measurements above 1GHz

1. Analyzer center frequency was set to the frequency of the radiated spurious emission of interest
2. RBW = 1MHz
3. VBW = 3MHz
4. Detector = Peak
5. Sweep time = Auto couple
6. Trace mode = Max hold
7. Trace was allowed to stabilize

Average Measurements above 1GHz (Method VB)

1. Analyzer center frequency was set to the frequency of the radiated spurious emission of interest
2. RBW = 1MHz
3. VBW; If the EUT is configured to transmit with duty cycle ≥ 98%, set VBW = 10Hz

   If the EUT duty cycle is < 98%, set VBW ≥ 1/T. T is the minimum transmission duration
4. Detector = Peak
5. Sweep time = Auto
6. Trace mode = Max hold
7. Trace was allowed to stabilize

7.9.4.Test Setup

Below 1GHz Test Setup:

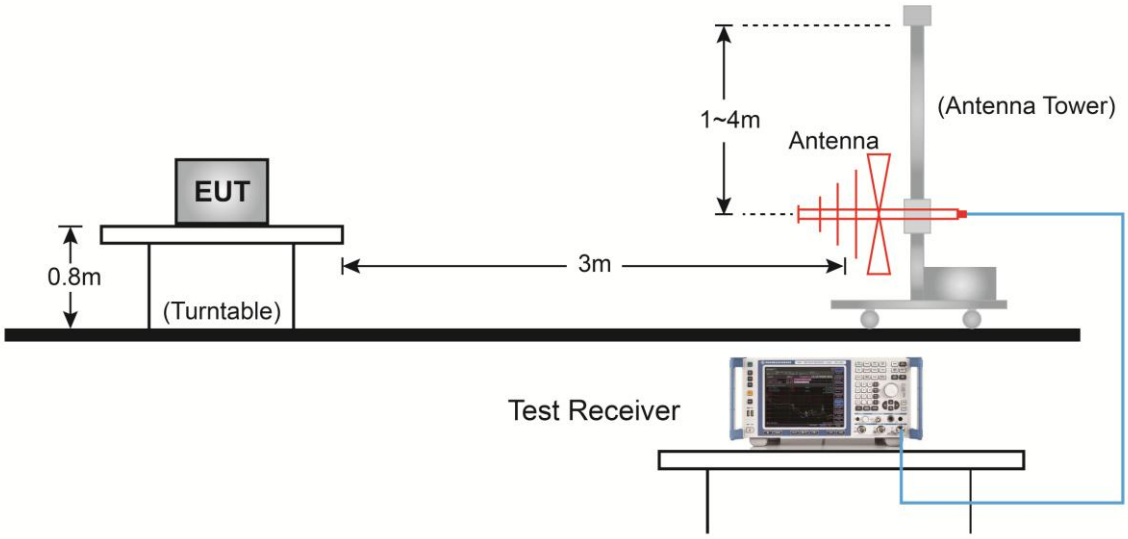

Above 1GHz Test Setup:

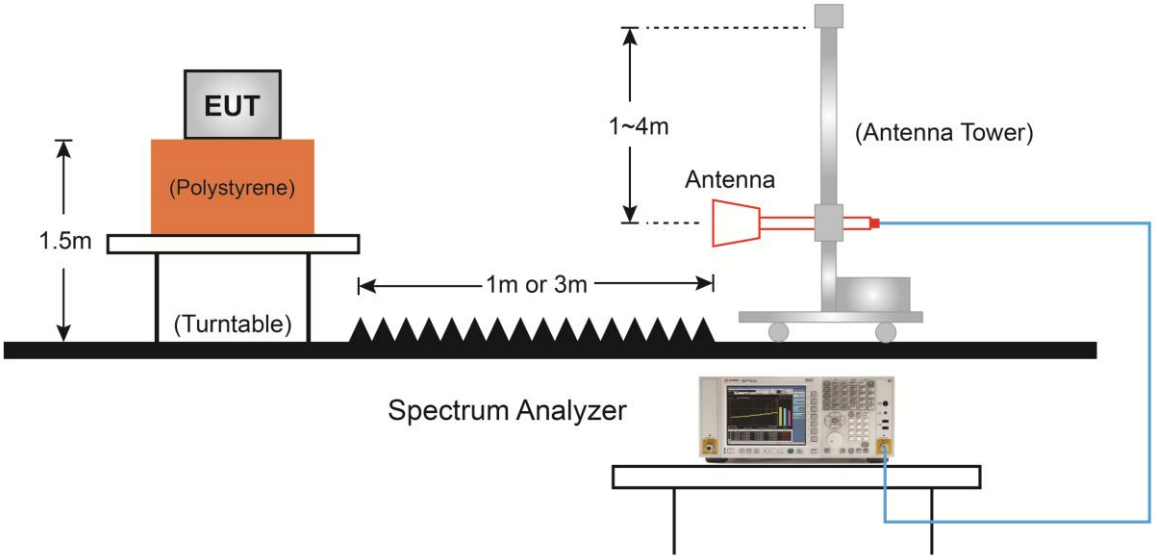

7.9.5.Test Result

Product	Monster Bluetooth Speaker	Temperature	25℃
Test Engineer	Messiah Li	Relative Humidity	56%
Test Site	AC1	Test Date	2019/09/05
Test Mode	DH5	Test Channel	00
Remark	1. Average measurement was not performed if peak level lower than average limit. 2. Other frequency was 20dB below limit line within 1-18GHz, there is not show in the report.		

Mark	Frequency (MHz)	Reading Level (dBμV)	Factor (dB)	Measure Level (dBμV/m)	Limit (dBμV/m)	Margin (dB)	Detector	Polarization
	4017.5	37.7	2.5	40.2	74.0	-33.8	Peak	Horizontal
	4808.0	42.3	5.6	47.9	74.0	-26.1	Peak	Horizontal
*	6457.0	35.2	9.2	44.4	79.4	-35.0	Peak	Horizontal
*	9746.5	33.6	15.8	49.4	79.4	-30.0	Peak	Horizontal
	4102.5	36.8	2.9	39.7	74.0	-34.3	Peak	Vertical
	4808.0	43.7	5.6	49.3	74.0	-24.7	Peak	Vertical
*	6083.0	35.9	7.7	43.6	79.4	-35.8	Peak	Vertical
*	10222.5	34.9	16.5	51.4	79.4	-28.0	Peak	Vertical

Note 1: "*" is not in restricted band, its limit is 20dBc of the fundamental emission level (99.4dBμV/m) or 15.209 which is higher.

Note 2: Measure Level (dBμV/m) = Reading Level (dBμV) + Factor (dB)

Factor (dB) = Cable Loss (dB) + Antenna Factor (dB/m) - Pre_Amplifier Gain (dB)

Product	Monster Bluetooth Speaker	Temperature	25℃
Test Engineer	Messiah Li	Relative Humidity	56%
Test Site	AC1	Test Date	2019/09/05
Test Mode	DH5	Test Channel	39
Remark	1. Average measurement was not performed if peak level lower than average limit. 2. Other frequency was 20dB below limit line within 1-18GHz, there is not show in the report.		

Mark	Frequency (MHz)	Reading Level (dBμV)	Factor (dB)	Measure Level (dBμV/m)	Limit (dBμV/m)	Margin (dB)	Detector	Polarization
	3907.0	37.4	2.3	39.7	74.0	-34.3	Peak	Horizontal
	4884.5	44.9	5.7	50.6	74.0	-23.4	Peak	Horizontal
*	6712.0	35.7	9.6	45.3	79.8	-34.5	Peak	Horizontal
*	9738.0	34.2	15.7	49.9	79.8	-29.9	Peak	Horizontal
	3975.0	37.1	2.4	39.5	74.0	-34.5	Peak	Vertical
	4884.5	45.0	5.7	50.7	74.0	-23.3	Peak	Vertical
*	7086.0	35.8	11.2	47.0	79.8	-32.8	Peak	Vertical
*	10205.5	35.4	16.3	51.7	79.8	-28.1	Peak	Vertical

Note 1: "*" is not in restricted band, its limit is 20dBc of the fundamental emission level (99.8dBμV/m) or 15.209 which is higher.

Note 2: Measure Level (dBμV/m) = Reading Level (dBμV) + Factor (dB)

Factor (dB) = Cable Loss (dB) + Antenna Factor (dB/m) - Pre_Amplifier Gain (dB)

Product	Monster Bluetooth Speaker	Temperature	25℃
Test Engineer	Messiah Li	Relative Humidity	56%
Test Site	AC1	Test Date	2019/09/05
Test Mode	DH5	Test Channel	78
Remark	1. Average measurement was not performed if peak level lower than average limit. 2. Other frequency was 20dB below limit line within 1-18GHz, there is not show in the report.		

Mark	Frequency (MHz)	Reading Level (dBμV)	Factor (dB)	Measure Level (dBμV/m)	Limit (dBμV/m)	Margin (dB)	Detector	Polarization
	3932.5	38.0	2.3	40.3	74.0	-33.7	Peak	Horizontal
	4961.0	47.7	5.9	53.6	74.0	-20.4	Peak	Horizontal
*	6763.0	36.0	9.5	45.5	80.5	-35.0	Peak	Horizontal
*	10001.5	33.7	16.1	49.8	80.5	-30.7	Peak	Horizontal
	3890.0	37.7	2.2	39.9	74.0	-34.1	Peak	Vertical
	4961.0	46.5	5.9	52.4	74.0	-21.6	Peak	Vertical
*	6610.0	35.5	9.6	45.1	80.5	-35.4	Peak	Vertical
*	10146.0	34.2	16.2	50.4	80.5	-30.1	Peak	Vertical

Note 1: "*" is not in restricted band, its limit is 20dBc of the fundamental emission level (100.5dBμV/m) or 15.209 which is higher.

Note 2: Measure Level (dBμV/m) = Reading Level (dBμV) + Factor (dB)

Factor (dB) = Cable Loss (dB) + Antenna Factor (dB/m) - Pre_Amplifier Gain (dB)

Product	Monster Bluetooth Speaker	Temperature	25℃
Test Engineer	Messiah Li	Relative Humidity	56%
Test Site	AC1	Test Date	2019/09/05
Test Mode	2DH5	Test Channel	00
Remark	1. Average measurement was not performed if peak level lower than average limit. 2. Other frequency was 20dB below limit line within 1-18GHz, there is not show in the report.		

Mark	Frequency (MHz)	Reading Level (dBμV)	Factor (dB)	Measure Level (dBμV/m)	Limit (dBμV/m)	Margin (dB)	Detector	Polarization
	3992.0	36.2	2.5	38.7	74.0	-35.3	Peak	Horizontal
	4808.0	44.1	5.6	49.7	74.0	-24.3	Peak	Horizontal
*	6253.0	35.9	8.2	44.1	81.6	-37.5	Peak	Horizontal
*	10248.0	34.6	16.5	51.1	81.6	-30.5	Peak	Horizontal
	4111.0	37.1	3.0	40.1	74.0	-33.9	Peak	Vertical
	4808.0	45.5	5.6	51.1	74.0	-22.9	Peak	Vertical
*	6525.0	35.1	9.6	44.7	81.6	-36.9	Peak	Vertical
*	9687.0	33.9	15.6	49.5	81.6	-32.1	Peak	Vertical

Note 1: "*" is not in restricted band, its limit is 20dBc of the fundamental emission level (101.6dBμV/m) or 15.209 which is higher.

Note 2: Measure Level (dBμV/m) = Reading Level (dBμV) + Factor (dB)

Factor (dB) = Cable Loss (dB) + Antenna Factor (dB/m) - Pre_Amplifier Gain (dB)

Product	Monster Bluetooth Speaker	Temperature	25℃
Test Engineer	Messiah Li	Relative Humidity	56%
Test Site	AC1	Test Date	2019/09/05
Test Mode	2DH5	Test Channel	39
Remark	1. Average measurement was not performed if peak level lower than average limit. 2. Other frequency was 20dB below limit line within 1-18GHz, there is not show in the report.		

Mark	Frequency (MHz)	Reading Level (dBμV)	Factor (dB)	Measure Level (dBμV/m)	Limit (dBμV/m)	Margin (dB)	Detector	Polarization
	4060.0	37.0	2.7	39.7	74.0	-34.3	Peak	Horizontal
	4884.5	48.0	5.7	53.7	74.0	-20.3	Peak	Horizontal
*	6610.0	35.0	9.6	44.6	81.8	-37.2	Peak	Horizontal
*	10137.5	34.1	16.2	50.3	81.8	-31.5	Peak	Horizontal
	4247.0	36.1	3.3	39.4	74.0	-34.6	Peak	Vertical
	4884.5	47.5	5.7	53.2	74.0	-20.8	Peak	Vertical
*	6219.0	35.2	8.2	43.4	81.8	-38.4	Peak	Vertical
*	10222.5	34.4	16.5	50.9	81.8	-30.9	Peak	Vertical

Note 1: "*" is not in restricted band, its limit is 20dBc of the fundamental emission level (101.8dBμV/m) or 15.209 which is higher.

Note 2: Measure Level (dBμV/m) = Reading Level (dBμV) + Factor (dB)

Factor (dB) = Cable Loss (dB) + Antenna Factor (dB/m) - Pre_Amplifier Gain (dB)

Product	Monster Bluetooth Speaker	Temperature	25℃
Test Engineer	Messiah Li	Relative Humidity	56%
Test Site	AC1	Test Date	2019/09/05
Test Mode	2DH5	Test Channel	78
Remark	1. Average measurement was not performed if peak level lower than average limit. 2. Other frequency was 20dB below limit line within 1-18GHz, there is not show in the report.		

Mark	Frequency (MHz)	Reading Level (dBμV)	Factor (dB)	Measure Level (dBμV/m)	Limit (dBμV/m)	Margin (dB)	Detector	Polarization
	4094.0	36.2	2.8	39.0	74.0	-35.0	Peak	Horizontal
	4960.0	51.2	5.9	57.1	74.0	-16.9	Peak	Horizontal
	4960.0	45.7	5.9	51.6	54.0	-2.4	Average	Horizontal
*	6593.0	34.3	9.8	44.1	81.5	-37.4	Peak	Horizontal
*	9763.5	33.9	15.9	49.8	81.5	-31.7	Peak	Horizontal
	3983.5	37.7	2.5	40.2	74.0	-33.8	Peak	Vertical
	4961.0	47.6	5.9	53.5	74.0	-20.5	Peak	Vertical
*	6576.0	35.2	9.6	44.8	81.5	-36.7	Peak	Vertical
*	9882.5	33.8	16.1	49.9	81.5	-31.6	Peak	Vertical

Note 1: "*" is not in restricted band, its limit is 20dBc of the fundamental emission level (101.5dBμV/m) or 15.209 which is higher.

Note 2: Measure Level (dBμV/m) = Reading Level (dBμV) + Factor (dB)

Factor (dB) = Cable Loss (dB) + Antenna Factor (dB/m) - Pre_Amplifier Gain (dB)

Product	Monster Bluetooth Speaker	Temperature	25℃
Test Engineer	Messiah Li	Relative Humidity	56%
Test Site	AC1	Test Date	2019/09/05
Test Mode	3DH5	Test Channel	00
Remark	1. Average measurement was not performed if peak level lower than average limit. 2. Other frequency was 20dB below limit line within 1-18GHz, there is not show in the report.		

Mark	Frequency (MHz)	Reading Level (dBμV)	Factor (dB)	Measure Level (dBμV/m)	Limit (dBμV/m)	Margin (dB)	Detector	Polarization
	3932.5	37.0	2.3	39.3	74.0	-34.7	Peak	Horizontal
	4808.0	45.0	5.6	50.6	74.0	-23.4	Peak	Horizontal
*	6525.0	35.3	9.6	44.9	81.5	-36.6	Peak	Horizontal
*	10035.5	34.3	16.1	50.4	81.5	-31.1	Peak	Horizontal
	4128.0	37.2	2.9	40.1	74.0	-33.9	Peak	Vertical
	4808.0	45.5	5.6	51.1	74.0	-22.9	Peak	Vertical
*	6584.5	34.8	9.7	44.5	81.5	-37.0	Peak	Vertical
*	10511.5	34.0	17.2	51.2	81.5	-30.3	Peak	Vertical

Note 1: "*" is not in restricted band, its limit is 20dBc of the fundamental emission level (101.5dBμV/m) or 15.209 which is higher.

Note 2: Measure Level (dBμV/m) = Reading Level (dBμV) + Factor (dB)

Factor (dB) = Cable Loss (dB) + Antenna Factor (dB/m) - Pre_Amplifier Gain (dB)

Product	Monster Bluetooth Speaker	Temperature	25℃
Test Engineer	Messiah Li	Relative Humidity	56%
Test Site	AC1	Test Date	2019/09/05
Test Mode	3DH5	Test Channel	39
Remark	1. Average measurement was not performed if peak level lower than average limit. 2. Other frequency was 20dB below limit line within 1-18GHz, there is not show in the report.		

Mark	Frequency (MHz)	Reading Level (dBμV)	Factor (dB)	Measure Level (dBμV/m)	Limit (dBμV/m)	Margin (dB)	Detector	Polarization
	4179.0	36.6	3.1	39.7	74.0	-34.3	Peak	Horizontal
	4884.5	47.3	5.7	53.0	74.0	-21.0	Peak	Horizontal
*	6865.0	35.2	10.0	45.2	82.8	-37.6	Peak	Horizontal
*	10112.0	32.3	16.3	48.6	82.8	-34.2	Peak	Horizontal
	3924.0	37.3	2.4	39.7	74.0	-34.3	Peak	Vertical
	4884.5	47.5	5.7	53.2	74.0	-20.8	Peak	Vertical
*	6763.0	35.4	9.5	44.9	82.8	-37.9	Peak	Vertical
*	10392.5	33.4	16.9	50.3	82.8	-32.5	Peak	Vertical

Note 1: "*" is not in restricted band, its limit is 20dBc of the fundamental emission level (102.8dBμV/m) or 15.209 which is higher.

Note 2: Measure Level (dBμV/m) = Reading Level (dBμV) + Factor (dB)

Factor (dB) = Cable Loss (dB) + Antenna Factor (dB/m) - Pre_Amplifier Gain (dB)

Product	Monster Bluetooth Speaker	Temperature	25℃
Test Engineer	Messiah Li	Relative Humidity	56%
Test Site	AC1	Test Date	2019/09/05
Test Mode	3DH5	Test Channel	78
Remark	1. Average measurement was not performed if peak level lower than average limit. 2. Other frequency was 20dB below limit line within 1-18GHz, there is not show in the report.		

Mark	Frequency (MHz)	Reading Level (dBμV)	Factor (dB)	Measure Level (dBμV/m)	Limit (dBμV/m)	Margin (dB)	Detector	Polarization
	3932.5	37.3	2.3	39.6	74.0	-34.4	Peak	Horizontal
	4960.0	49.5	5.9	55.4	74.0	-18.6	Peak	Horizontal
	4960.0	45.7	5.9	51.6	54.0	-2.4	Average	Horizontal
*	6703.5	35.8	9.5	45.3	83.7	-38.4	Peak	Horizontal
*	10290.5	33.8	16.6	50.4	83.7	-33.3	Peak	Horizontal
	3924.0	37.8	2.4	40.2	74.0	-33.8	Peak	Vertical
	4961.0	47.8	5.9	53.7	74.0	-20.3	Peak	Vertical
*	6210.5	35.2	8.2	43.4	83.7	-40.3	Peak	Vertical
*	10146.0	33.8	16.2	50.0	83.7	-33.7	Peak	Vertical

Note 1: "*" is not in restricted band, its limit is 20dBc of the fundamental emission level (103.7dBμV/m) or 15.209 which is higher.

Note 2: Measure Level (dBμV/m) = Reading Level (dBμV) + Factor (dB)

Factor (dB) = Cable Loss (dB) + Antenna Factor (dB/m) - Pre_Amplifier Gain (dB)

The Worst Case of Radiated Emission below 1GHz:

Site: AC1	Time: 2019/09/05 - 01:41
Limit: FCC_Part15.209_RSE(3m)	Engineer: Messiah Li
Probe: VULB 9168 _20-2000MHz	Polarity: Horizontal
EUT: Monster Bluetooth Speaker	Power: By USB
Test Mode: Transmit by DH5 at Channel 2441MHz	

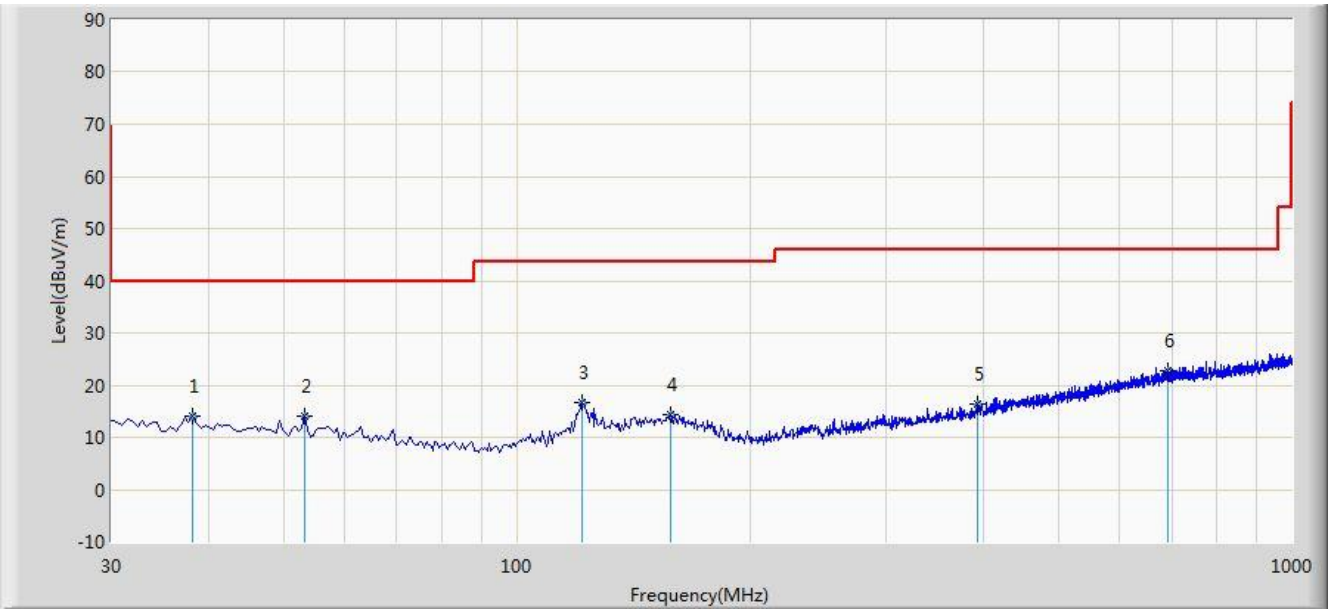

No	Flag	Mark	Frequency (MHz)	Measure Level (dBuV/m)	Reading Level (dBuV)	Margin (dB)	Limit (dBuV/m)	Factor (dB)	Type
1		*	38.245	14.026	-0.446	-25.974	40.000	14.472	QP
2			53.280	14.100	0.078	-25.900	40.000	14.022	QP
3			121.180	16.796	3.384	-26.704	43.500	13.412	QP
4			158.040	14.241	-1.166	-29.259	43.500	15.407	QP
5			393.265	16.285	-0.294	-29.715	46.000	16.579	QP
6			691.540	22.856	0.540	-23.144	46.000	22.316	QP

Note 1: Measure Level (dBμV/m) = Reading Level (dBμV) + Factor (dB)

Factor (dB) = Cable Loss (dB) + Antenna Factor (dB/m)

Note 2: The test trace is same as the ambient noise and the amplitude of the emissions are attenuated more than 20dB below the permissible (the test frequency range: 9kHz ~ 30MHz, 18GHz ~ 25GHz), therefore no data appear in the report.

Site: AC1	Time: 2019/09/05 - 01:47
Limit: FCC_Part15.209_RSE(3m)	Engineer: Messiah Li
Probe: VULB 9168 _20-2000MHz	Polarity: Vertical
EUT: Monster Bluetooth Speaker	Power: By USB
Test Mode: Transmit by DH5 at Channel 2441MHz	

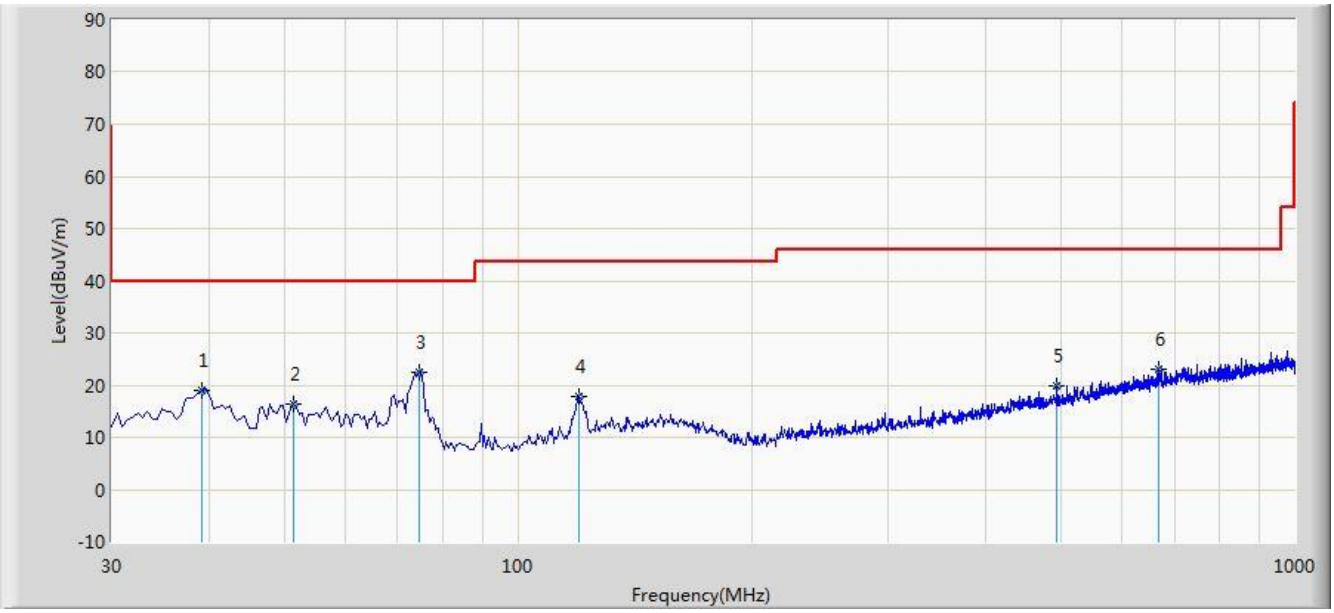

No	Flag	Mark	Frequency (MHz)	Measure Level (dBuV/m)	Reading Level (dBuV)	Margin (dB)	Limit (dBuV/m)	Factor (dB)	Type
1			39.215	18.910	4.309	-21.090	40.000	14.601	QP
2		*	51.340	16.287	2.132	-23.713	40.000	14.155	QP
3			74.620	22.608	11.621	-17.392	40.000	10.987	QP
4			119.725	17.693	4.407	-25.807	43.500	13.286	QP
5			494.630	19.754	1.109	-26.246	46.000	18.645	QP
6			667.775	22.990	0.974	-23.010	46.000	22.016	QP

Note 1: Measure Level (dBμV/m) = Reading Level (dBμV) + Factor (dB)

Factor (dB) = Cable Loss (dB) + Antenna Factor (dB/m)

Note 2: The test trace is same as the ambient noise and the amplitude of the emissions are attenuated more than 20dB below the permissible (the test frequency range: 9kHz ~ 30MHz, 18GHz ~ 25GHz), therefore no data appear in the report.

7.10. Radiated Restricted Band Edge Measurement

7.10.1. Test Limit

For 15.205 requirement:

Radiated emissions which fall in the restricted bands, as defined in Section 15.205(a) of FCC part 15, must also comply with the radiated emission limits specified in Section 15.209(a).

Frequency (MHz)	Frequency (MHz)	Frequency (MHz)	Frequency (GHz)
0.090 - 0.110	16.42 - 16.423	399.9 - 410	4.5 - 5.15
[1] 0.495 - 0.505	16.69475 - 16.69525	608 - 614	5.35 - 5.46
2.1735 - 2.1905	16.80425 - 16.80475	960 - 1240	7.25 - 7.75
4.125 - 4.128	25.5 - 25.67	1300 - 1427	8.025 - 8.5
4.17725 - 4.17775	37.5 - 38.25	1435 - 1626.5	9.0 - 9.2
4.20725 - 4.20775	73 - 74.6	1645.5 - 1646.5	9.3 - 9.5
6.215 - 6.218	74.8 - 75.2	1660 - 1710	10.6 - 12.7
6.26775 - 6.26825	108 - 121.94	1718.8 - 1722.2	13.25 - 13.4
6.31175 - 6.31225	123 - 138	2200 - 2300	14.47 - 14.5
8.291 - 8.294	149.9 - 150.05	2310 – 2390	15.35 - 16.2
8.362 - 8.366	156.52475 - 156.52525	2483.5 - 2500	17.7 - 21.4
8.37625 - 8.38675	156.7 - 156.9	2690 - 2900	22.01 - 23.12
8.41425 - 8.41475	162.0125 - 167.17	3260 - 3267	23.6 - 24.0
12.29 - 12.293	167.72 - 173.2	3332 - 3339	31.2 - 31.8
12.51975 - 12.52025	240 - 285	3345.8 - 3358	36.43 - 36.5
12.57675 - 12.57725	322 - 335.4	3600 - 4400	([2])
13.36 - 13.41	--	--	--

All out of band emissions appearing in a restricted band as specified in Section 15.205 of the Title 47 CFR must not exceed the limits shown in Table per Section 15.209.

FCC Part 15.209 Limits		
Frequency (MHz)	Field Strength (μV/m)	Measured Distance (m)
0.009 - 0.490	2400/F (kHz)	300
0.490 - 1.705	24000/F (kHz)	30
1.705 - 30	30	30
30 - 88	100	3
88 - 216	150	3
216 - 960	200	3
Above 960	500	3

7.10.2.Test Procedure Used

ANSI C63.10 - Section 6.3 (General Requirements)

ANSI C63.10 - Section 6.6 (Standard test method above 1GHz)

7.10.3.Test Setting

Peak Field Strength Measurements

1. Analyzer center frequency was set to the frequency of the radiated spurious emission of interest
2. RBW = 1MHz
3. VBW = 3MHz
4. Detector = Peak
5. Sweep time = Auto couple
6. Trace mode = Max hold
7. Trace was allowed to stabilize

Average Measurements above 1GHz (Method VB)

1. Analyzer center frequency was set to the frequency of the radiated spurious emission of interest
2. RBW = 1MHz
3. VBW; If the EUT is configured to transmit with duty cycle ≥ 98%, set VBW = 10Hz
4. If the EUT duty cycle is < 98%, set VBW ≥ 1/T. T is the minimum transmission duration
5. Detector = Peak
6. Sweep time = Auto
7. Trace mode = Max hold
8. Trace was allowed to stabilize

7.10.4.Test Setup

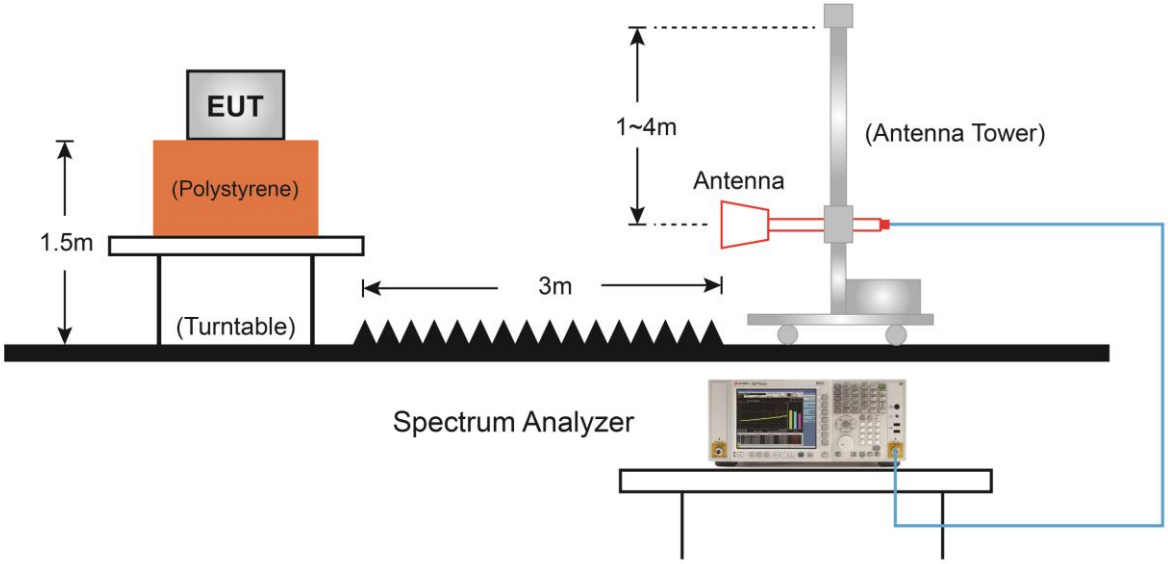

7.10.5.Test Result

Site: AC1	Time: 2019/09/05 - 03:19
Limit: FCC_Part15_Band Edge(3m)	Engineer: Messiah Li
Probe: BBHA9120D_1-18GHz	Polarity: Horizontal
EUT: Monster Bluetooth Speaker	Power: By USB
Test Mode: Transmit by DH5 at Channel 2402MHz	

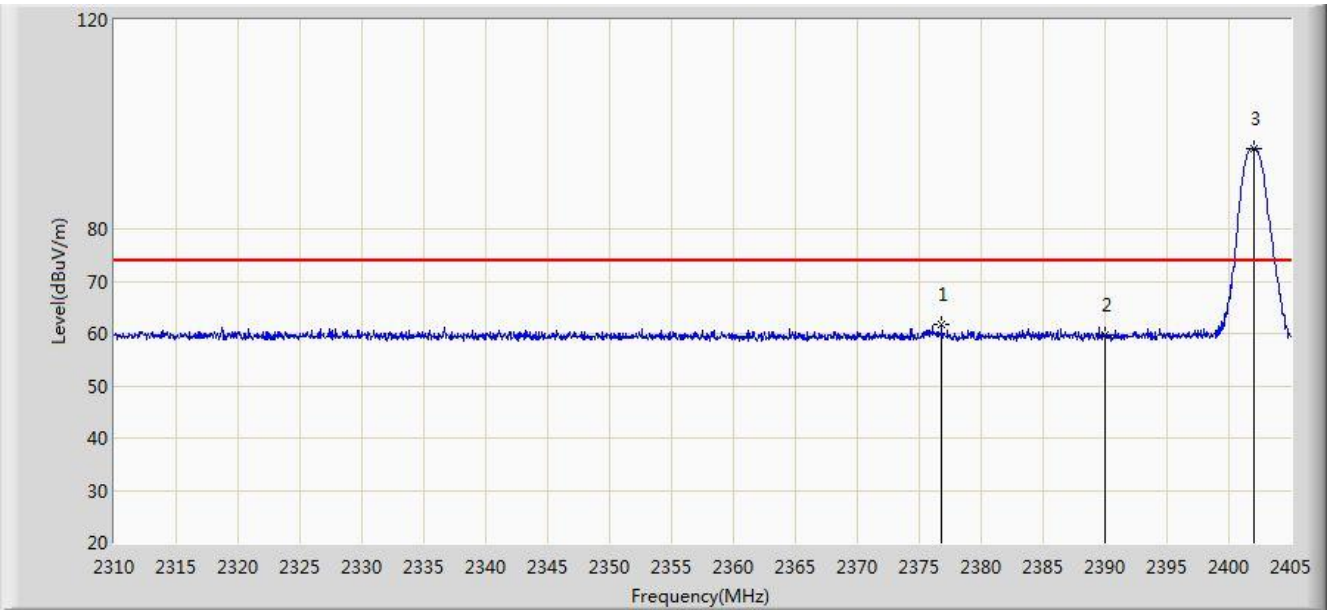

No	Flag	Mark	Frequency (MHz)	Measure Level (dBuV/m)	Reading Level (dBuV)	Margin (dB)	Limit (dBuV/m)	Factor (dB)	Type
1			2376.785	61.693	29.256	-12.307	74.000	32.437	PK
2			2390.000	59.750	27.337	-14.250	74.000	32.413	PK
3		*	2402.008	95.320	62.924	N/A	N/A	32.396	PK

Note: Measure Level (dBμV/m) = Reading Level (dBμV) + Factor (dB)

Factor (dB) = Cable Loss (dB) + Antenna Factor (dB/m)

Site: AC1	Time: 2019/09/05 - 03:23
Limit: FCC_Part15_Band Edge(3m)	Engineer: Messiah Li
Probe: BBHA9120D_1-18GHz	Polarity: Horizontal
EUT: Monster Bluetooth Speaker	Power: By USB
Test Mode: Transmit by DH5 at Channel 2402MHz	

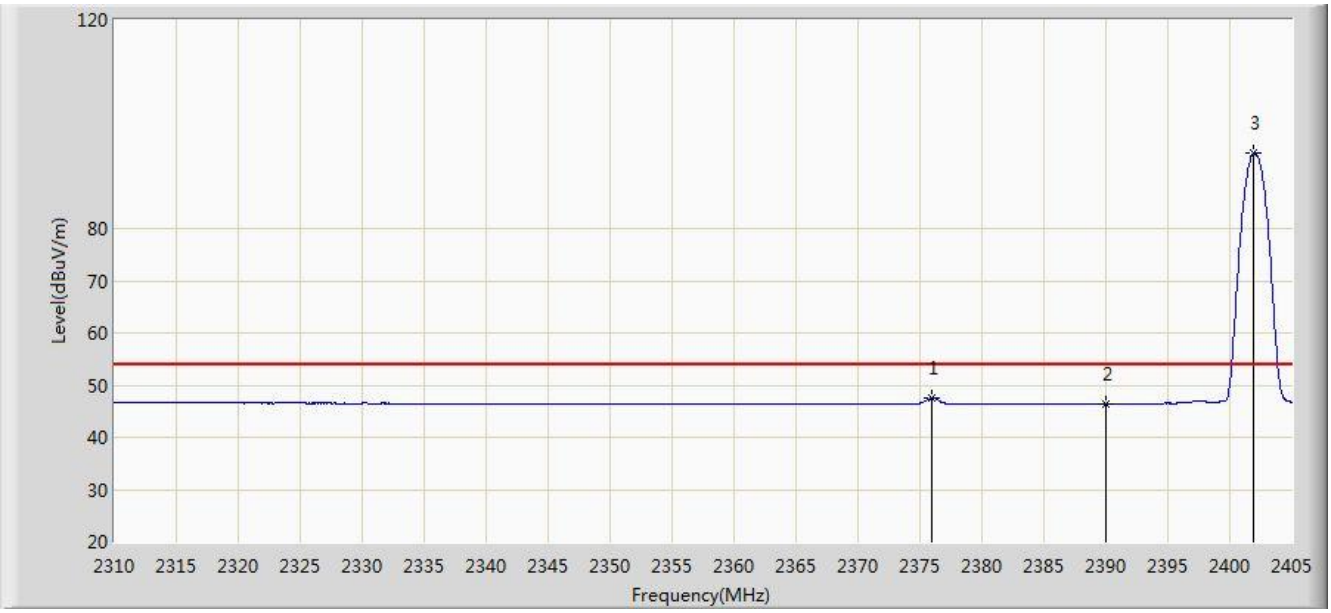

No	Flag	Mark	Frequency (MHz)	Measure Level (dBuV/m)	Reading Level (dBuV)	Margin (dB)	Limit (dBuV/m)	Factor (dB)	Type
1			2375.978	47.487	15.048	-6.513	54.000	32.439	AV
2			2390.000	46.413	14.000	-7.587	54.000	32.413	AV
3		*	2401.913	94.381	61.985	N/A	N/A	32.396	AV

Note: Measure Level (dBµV/m) = Reading Level (dBµV) + Factor (dB)

Factor (dB) = Cable Loss (dB) + Antenna Factor (dB/m)

Site: AC1	Time: 2019/09/05 - 03:24
Limit: FCC_Part15_Band Edge(3m)	Engineer: Messiah Li
Probe: BBHA9120D_1-18GHz	Polarity: Vertical
EUT: Monster Bluetooth Speaker	Power: By USB
Test Mode: Transmit by DH5 at Channel 2402MHz	

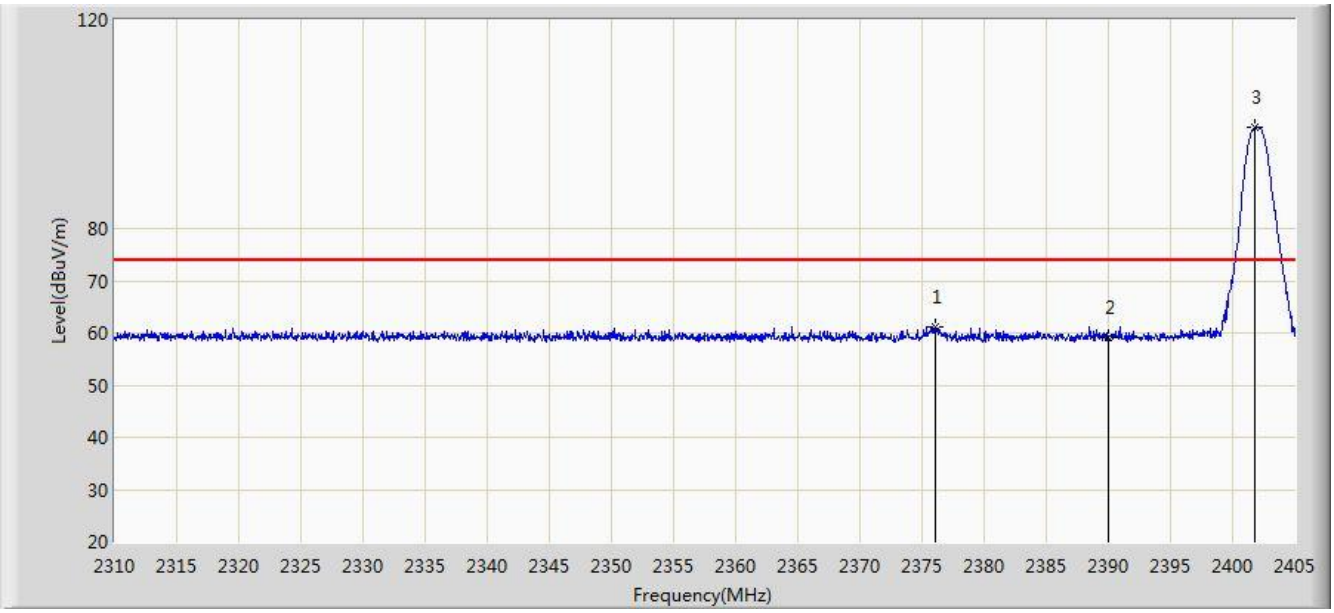

No	Flag	Mark	Frequency (MHz)	Measure Level (dBuV/m)	Reading Level (dBuV)	Margin (dB)	Limit (dBuV/m)	Factor (dB)	Type
1			2376.120	61.064	28.625	-12.936	74.000	32.439	PK
2			2390.000	59.252	26.839	-14.748	74.000	32.413	PK
3		*	2401.817	99.363	66.967	N/A	N/A	32.396	PK

Note: Measure Level (dBµV/m) = Reading Level (dBµV) + Factor (dB)

Factor (dB) = Cable Loss (dB) + Antenna Factor (dB/m)

Site: AC1	Time: 2019/09/05 - 03:25
Limit: FCC_Part15_Band Edge(3m)	Engineer: Messiah Li
Probe: BBHA9120D_1-18GHz	Polarity: Vertical
EUT: Monster Bluetooth Speaker	Power: By USB
Test Mode: Transmit by DH5 at Channel 2402MHz	

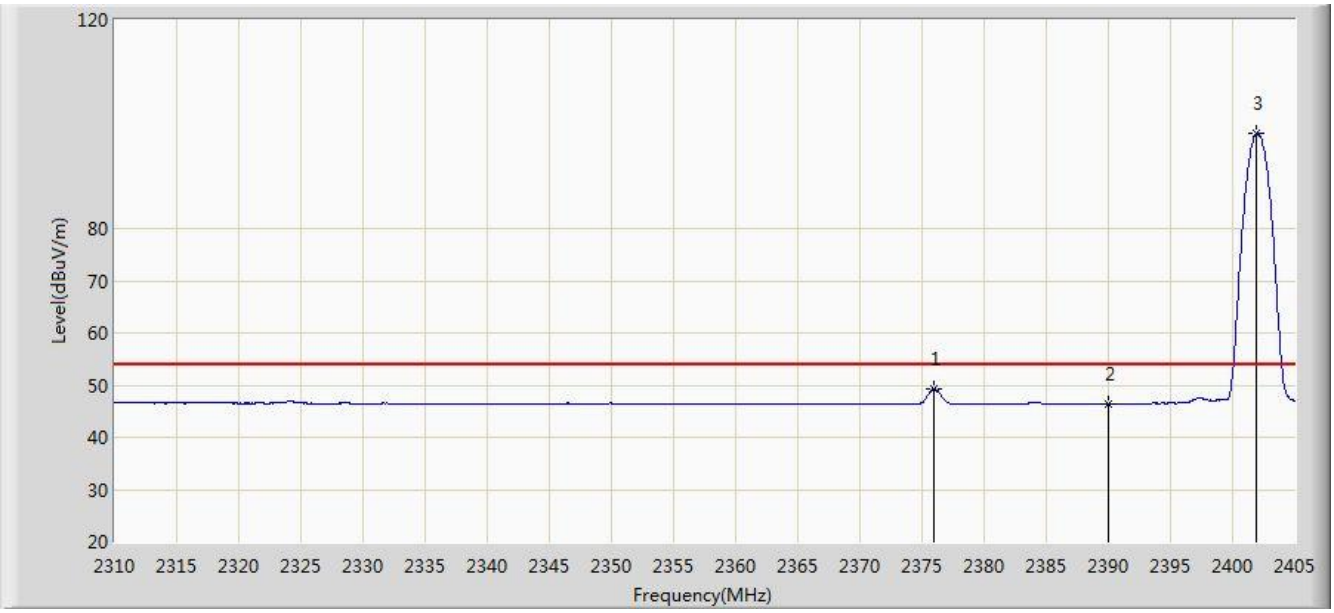

No	Flag	Mark	Frequency (MHz)	Measure Level (dBuV/m)	Reading Level (dBuV)	Margin (dB)	Limit (dBuV/m)	Factor (dB)	Type
1			2375.978	49.212	16.773	-4.788	54.000	32.439	AV
2			2390.000	46.432	14.019	-7.568	54.000	32.413	AV
3		*	2401.913	98.124	65.728	N/A	N/A	32.396	AV

Note: Measure Level (dBµV/m) = Reading Level (dBµV) + Factor (dB)

Factor (dB) = Cable Loss (dB) + Antenna Factor (dB/m)

Site: AC1	Time: 2019/09/05 - 03:26
Limit: FCC_Part15_Band Edge(3m)	Engineer: Messiah Li
Probe: BBHA9120D_1-18GHz	Polarity: Horizontal
EUT: Monster Bluetooth Speaker	Power: By USB
Test Mode: Transmit by DH5 at Channel 2480MHz	

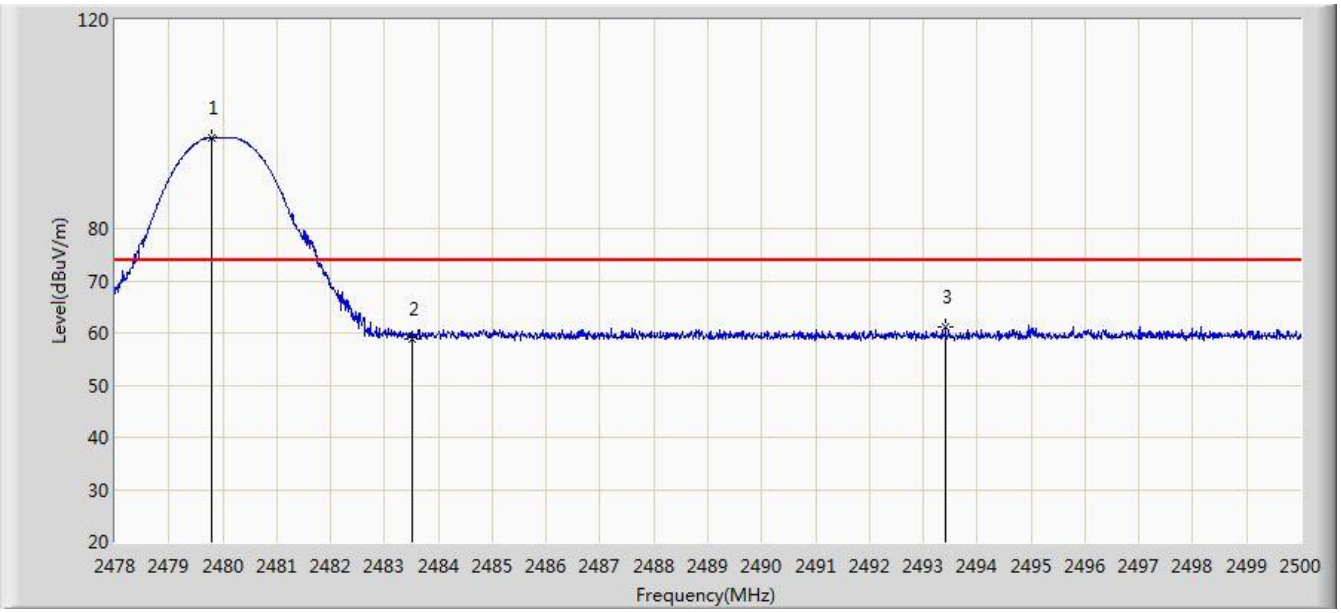

No	Flag	Mark	Frequency (MHz)	Measure Level (dBuV/m)	Reading Level (dBuV)	Margin (dB)	Limit (dBuV/m)	Factor (dB)	Type
1		*	2479.782	97.528	65.120	N/A	N/A	32.408	PK
2			2483.500	58.983	26.568	-15.017	74.000	32.416	PK
3			2493.411	61.115	28.680	-12.885	74.000	32.436	PK

Note: Measure Level (dBµV/m) = Reading Level (dBµV) + Factor (dB)

Factor (dB) = Cable Loss (dB) + Antenna Factor (dB/m)

Site: AC1	Time: 2019/09/05 - 03:28
Limit: FCC_Part15_Band Edge(3m)	Engineer: Messiah Li
Probe: BBHA9120D_1-18GHz	Polarity: Horizontal
EUT: Monster Bluetooth Speaker	Power: By USB
Test Mode: Transmit by DH5 at Channel 2480MHz	

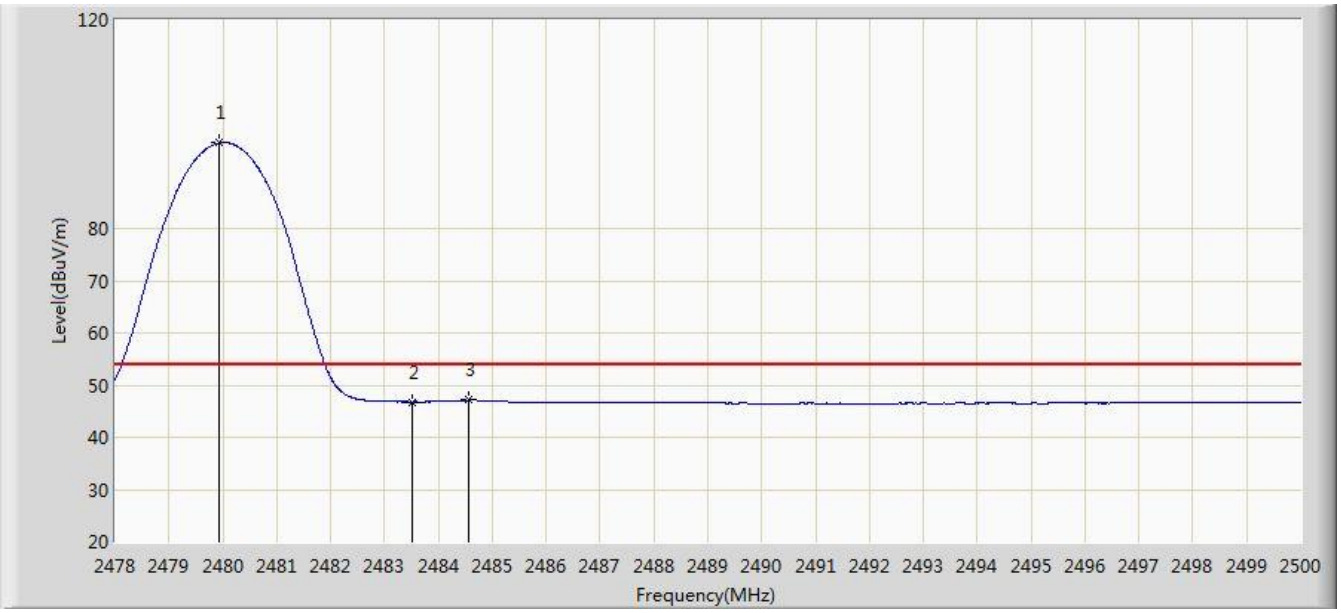

No	Flag	Mark	Frequency (MHz)	Measure Level (dBuV/m)	Reading Level (dBuV)	Margin (dB)	Limit (dBuV/m)	Factor (dB)	Type
1		*	2479.936	96.414	64.006	N/A	N/A	32.408	AV
2			2483.500	46.797	14.382	-7.203	54.000	32.416	AV
3			2484.556	47.111	14.693	-6.889	54.000	32.418	AV

Note: Measure Level (dBµV/m) = Reading Level (dBµV) + Factor (dB)

Factor (dB) = Cable Loss (dB) + Antenna Factor (dB/m)

Site: AC1	Time: 2019/09/05 - 03:29
Limit: FCC_Part15_Band Edge(3m)	Engineer: Messiah Li
Probe: BBHA9120D_1-18GHz	Polarity: Vertical
EUT: Monster Bluetooth Speaker	Power: By USB
Test Mode: Transmit by DH5 at Channel 2480MHz	

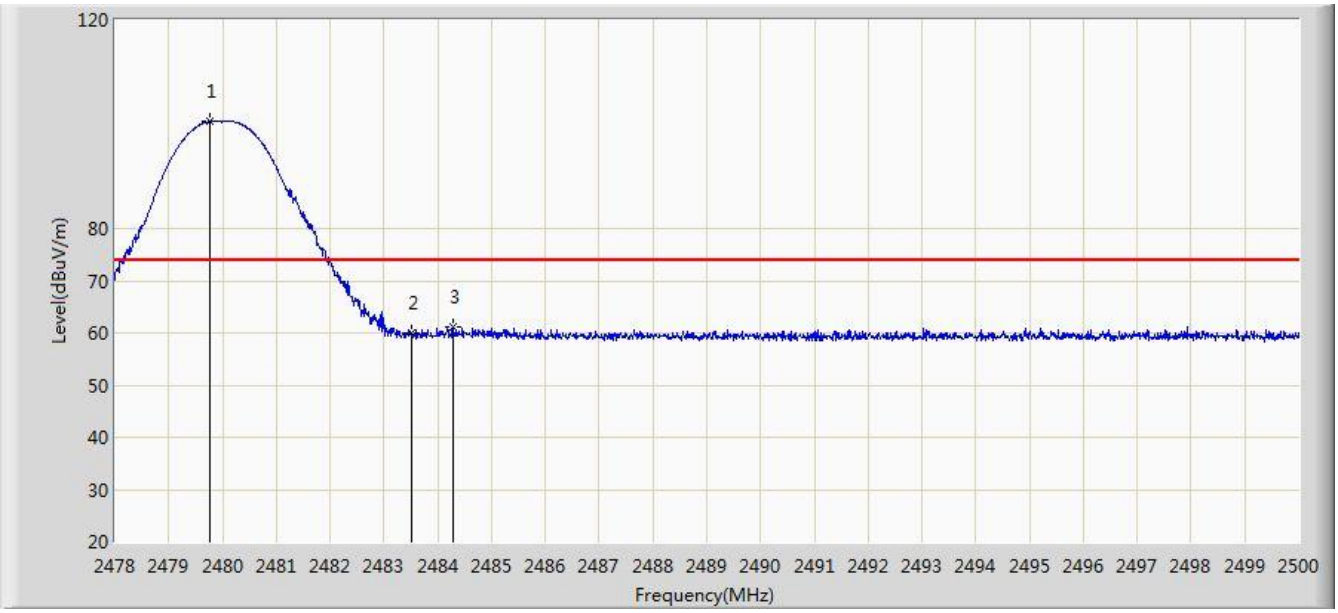

No	Flag	Mark	Frequency (MHz)	Measure Level (dBuV/m)	Reading Level (dBuV)	Margin (dB)	Limit (dBuV/m)	Factor (dB)	Type
1		*	2479.771	100.530	68.122	N/A	N/A	32.408	PK
2			2483.500	60.053	27.638	-13.947	74.000	32.416	PK
3			2484.281	61.276	28.859	-12.724	74.000	32.417	PK

Note: Measure Level (dBµV/m) = Reading Level (dBµV) + Factor (dB)

Factor (dB) = Cable Loss (dB) + Antenna Factor (dB/m)

Site: AC1	Time: 2019/09/05 - 03:30
Limit: FCC_Part15_Band Edge(3m)	Engineer: Messiah Li
Probe: BBHA9120D_1-18GHz	Polarity: Vertical
EUT: Monster Bluetooth Speaker	Power: By USB
Test Mode: Transmit by DH5 at Channel 2480MHz	

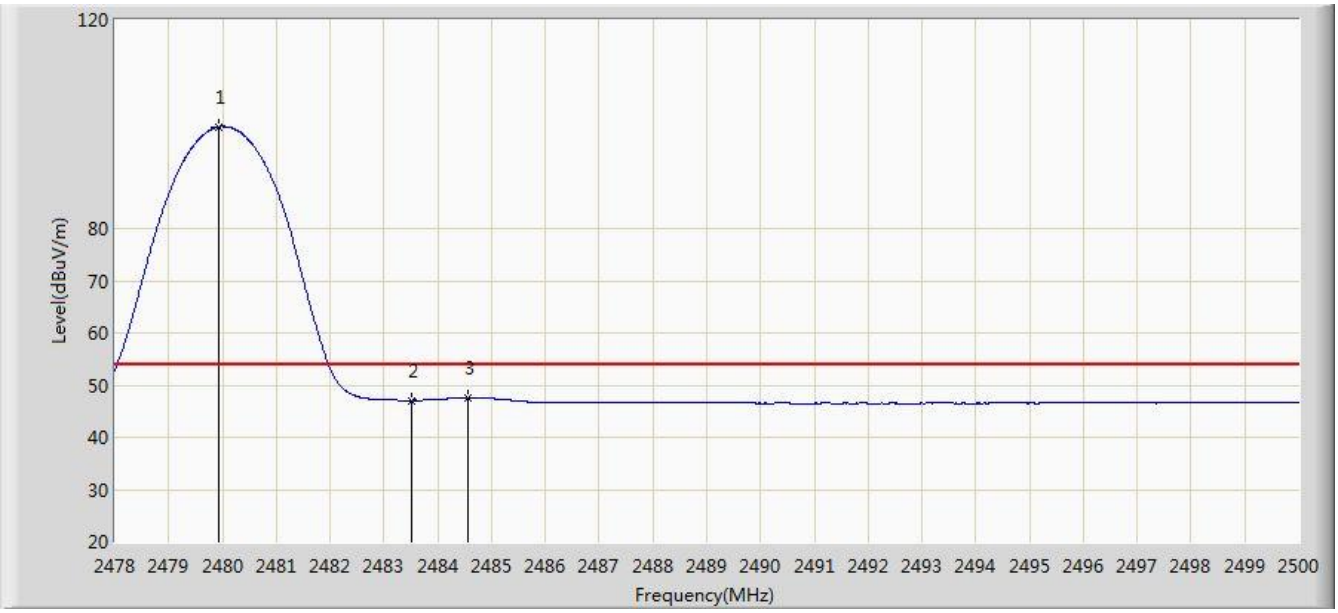

No	Flag	Mark	Frequency (MHz)	Measure Level (dBuV/m)	Reading Level (dBuV)	Margin (dB)	Limit (dBuV/m)	Factor (dB)	Type
1		*	2479.936	99.512	67.104	N/A	N/A	32.408	AV
2			2483.500	47.060	14.645	-6.940	54.000	32.416	AV
3			2484.556	47.643	15.225	-6.357	54.000	32.418	AV

Note: Measure Level (dBµV/m) = Reading Level (dBµV) + Factor (dB)

Factor (dB) = Cable Loss (dB) + Antenna Factor (dB/m)

Site: AC1	Time: 2019/09/05 - 03:31
Limit: FCC_Part15_Band Edge(3m)	Engineer: Messiah Li
Probe: BBHA9120D_1-18GHz	Polarity: Horizontal
EUT: Monster Bluetooth Speaker	Power: By USB
Test Mode: Transmit by 2DH5 at Channel 2402MHz	

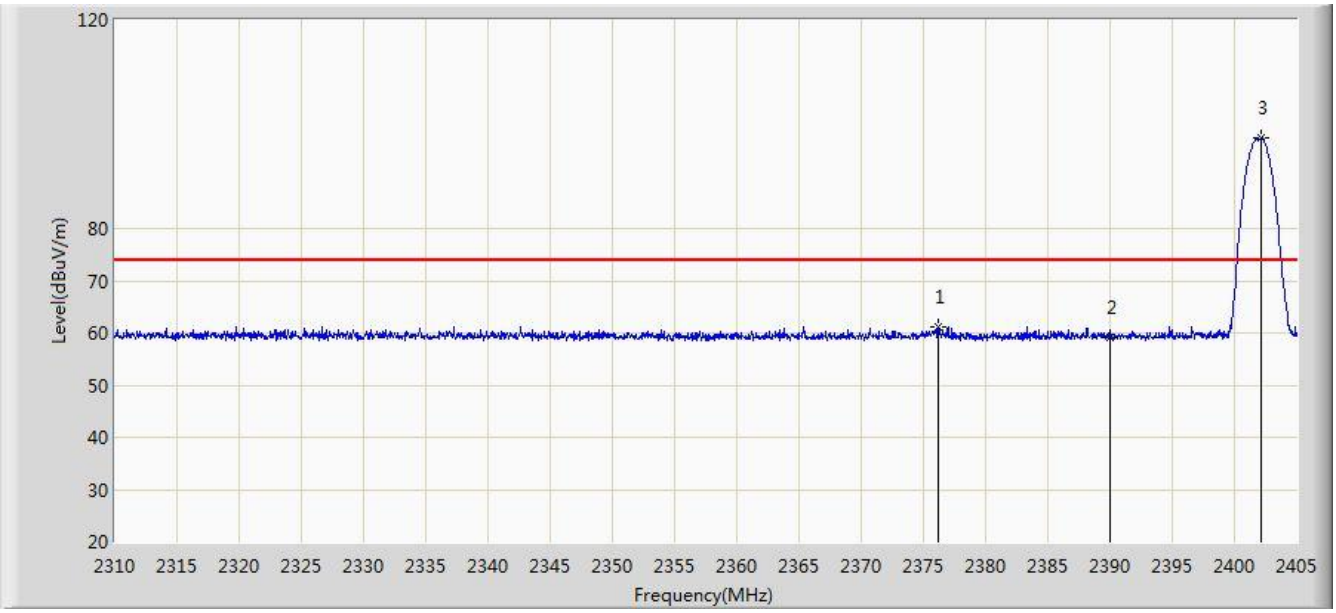

No	Flag	Mark	Frequency (MHz)	Measure Level (dBuV/m)	Reading Level (dBuV)	Margin (dB)	Limit (dBuV/m)	Factor (dB)	Type
1			2376.215	61.015	28.577	-12.985	74.000	32.439	PK
2			2390.000	59.042	26.629	-14.958	74.000	32.413	PK
3		*	2402.198	97.257	64.861	N/A	N/A	32.396	PK

Note: Measure Level (dBµV/m) = Reading Level (dBµV) + Factor (dB)

Factor (dB) = Cable Loss (dB) + Antenna Factor (dB/m)

Site: AC1	Time: 2019/09/05 - 03:34
Limit: FCC_Part15_Band Edge(3m)	Engineer: Messiah Li
Probe: BBHA9120D_1-18GHz	Polarity: Horizontal
EUT: Monster Bluetooth Speaker	Power: By USB
Test Mode: Transmit by 2DH5 at Channel 2402MHz	

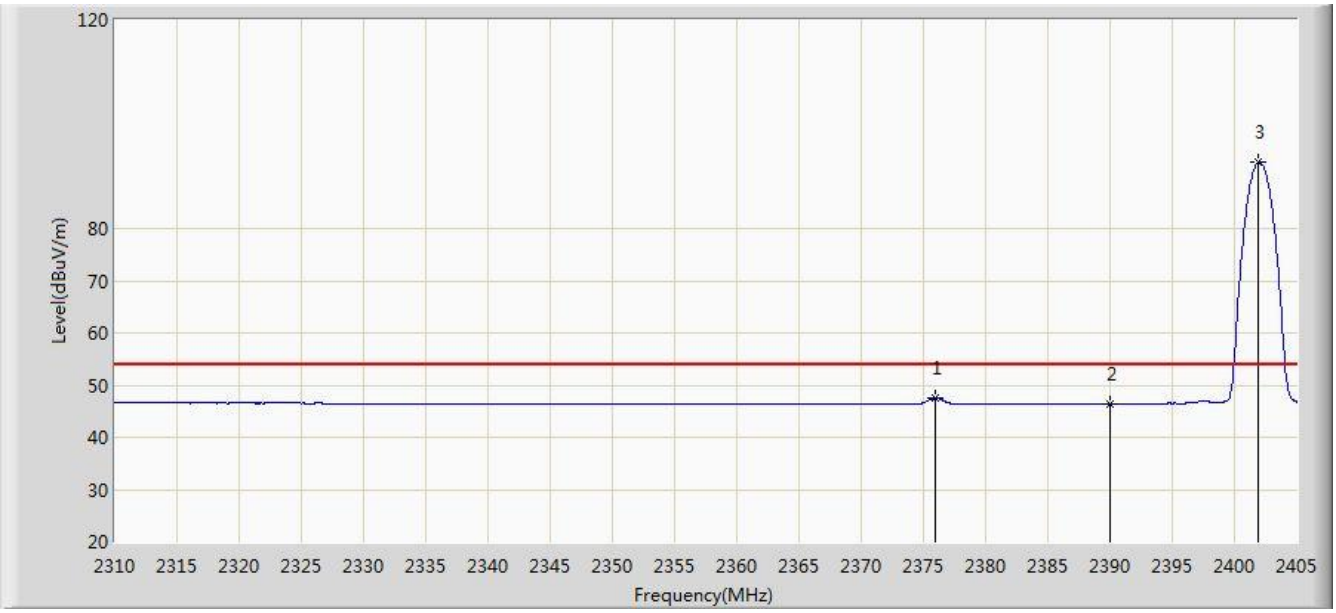

No	Flag	Mark	Frequency (MHz)	Measure Level (dBuV/m)	Reading Level (dBuV)	Margin (dB)	Limit (dBuV/m)	Factor (dB)	Type
1			2375.978	47.507	15.068	-6.493	54.000	32.439	AV
2			2390.000	46.416	14.003	-7.584	54.000	32.413	AV
3		*	2401.865	92.651	60.255	N/A	N/A	32.396	AV

Note: Measure Level (dBµV/m) = Reading Level (dBµV) + Factor (dB)

Factor (dB) = Cable Loss (dB) + Antenna Factor (dB/m)

Site: AC1	Time: 2019/09/05 - 03:34
Limit: FCC_Part15_Band Edge(3m)	Engineer: Messiah Li
Probe: BBHA9120D_1-18GHz	Polarity: Vertical
EUT: Monster Bluetooth Speaker	Power: By USB
Test Mode: Transmit by 2DH5 at Channel 2402MHz	

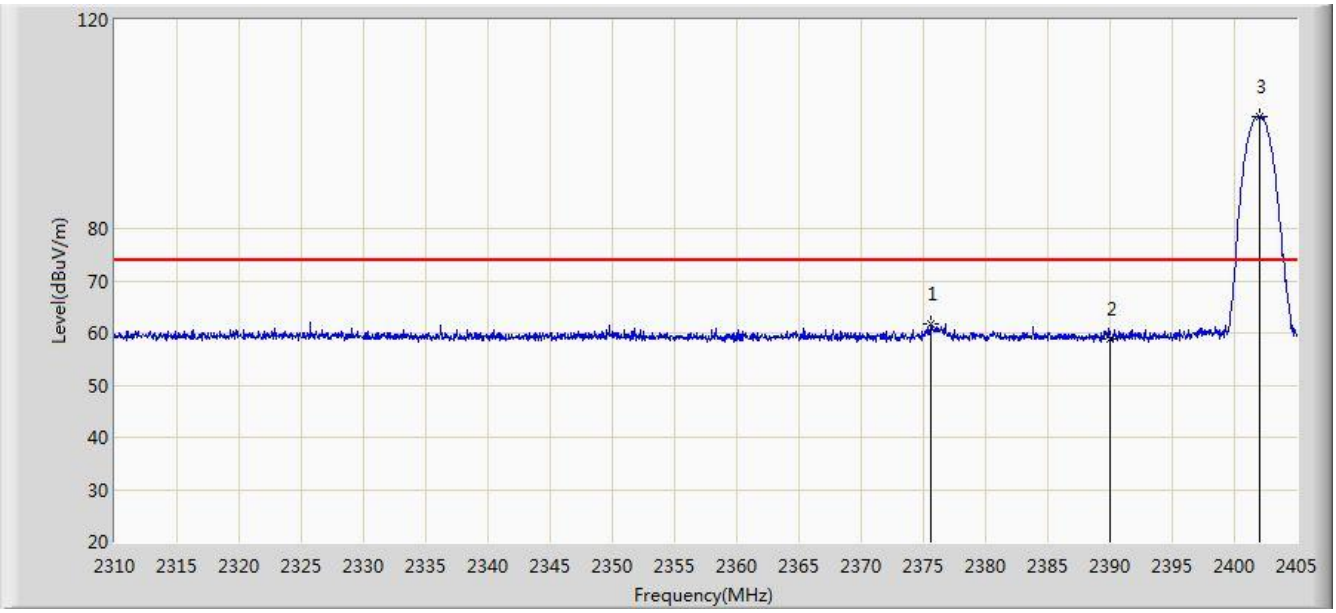

No	Flag	Mark	Frequency (MHz)	Measure Level (dBuV/m)	Reading Level (dBuV)	Margin (dB)	Limit (dBuV/m)	Factor (dB)	Type
1			2375.550	61.684	29.244	-12.316	74.000	32.439	PK
2			2390.000	58.961	26.548	-15.039	74.000	32.413	PK
3		*	2402.055	101.556	69.160	N/A	N/A	32.395	PK

Note: Measure Level (dBµV/m) = Reading Level (dBµV) + Factor (dB)

Factor (dB) = Cable Loss (dB) + Antenna Factor (dB/m)

Site: AC1	Time: 2019/09/05 - 03:36
Limit: FCC_Part15_Band Edge(3m)	Engineer: Messiah Li
Probe: BBHA9120D_1-18GHz	Polarity: Vertical
EUT: Monster Bluetooth Speaker	Power: By USB
Test Mode: Transmit by 2DH5 at Channel 2402MHz	

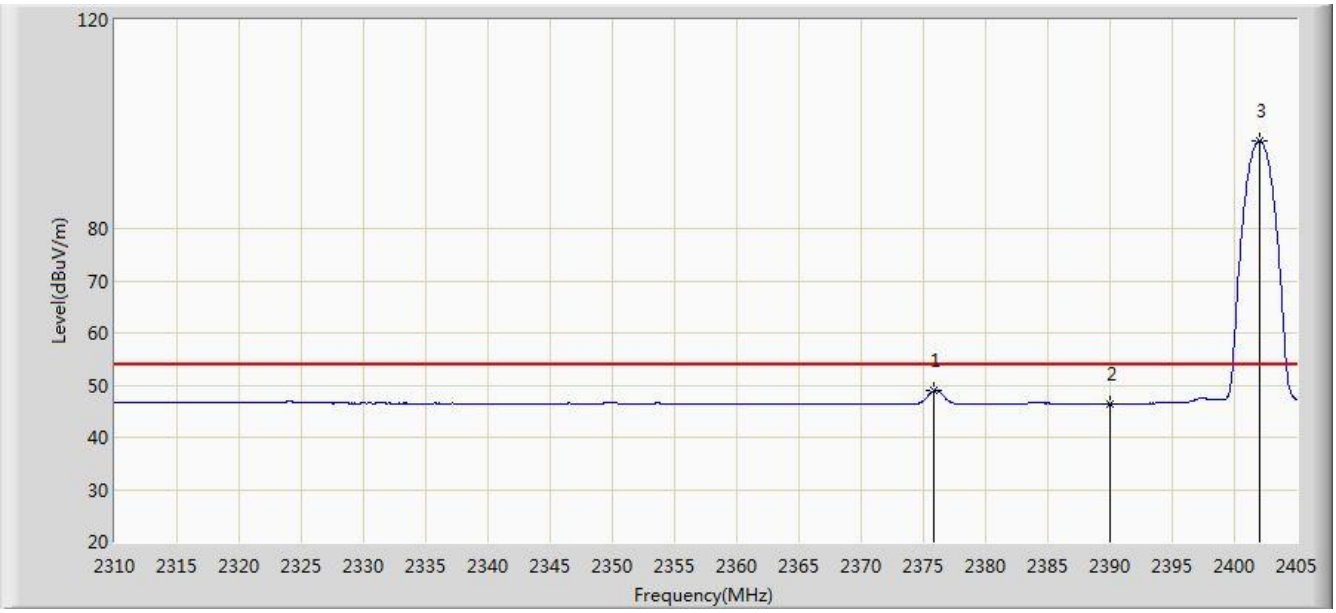

No	Flag	Mark	Frequency (MHz)	Measure Level (dBuV/m)	Reading Level (dBuV)	Margin (dB)	Limit (dBuV/m)	Factor (dB)	Type
1			2375.835	48.919	16.480	-5.081	54.000	32.440	AV
2			2390.000	46.443	14.030	-7.557	54.000	32.413	AV
3		*	2402.008	96.922	64.526	N/A	N/A	32.396	AV

Note: Measure Level (dBµV/m) = Reading Level (dBµV) + Factor (dB)

Factor (dB) = Cable Loss (dB) + Antenna Factor (dB/m)

Site: AC1	Time: 2019/09/05 - 03:36
Limit: FCC_Part15_Band Edge(3m)	Engineer: Messiah Li
Probe: BBHA9120D_1-18GHz	Polarity: Horizontal
EUT: Monster Bluetooth Speaker	Power: By USB
Test Mode: Transmit by 2DH5 at Channel 2480MHz	

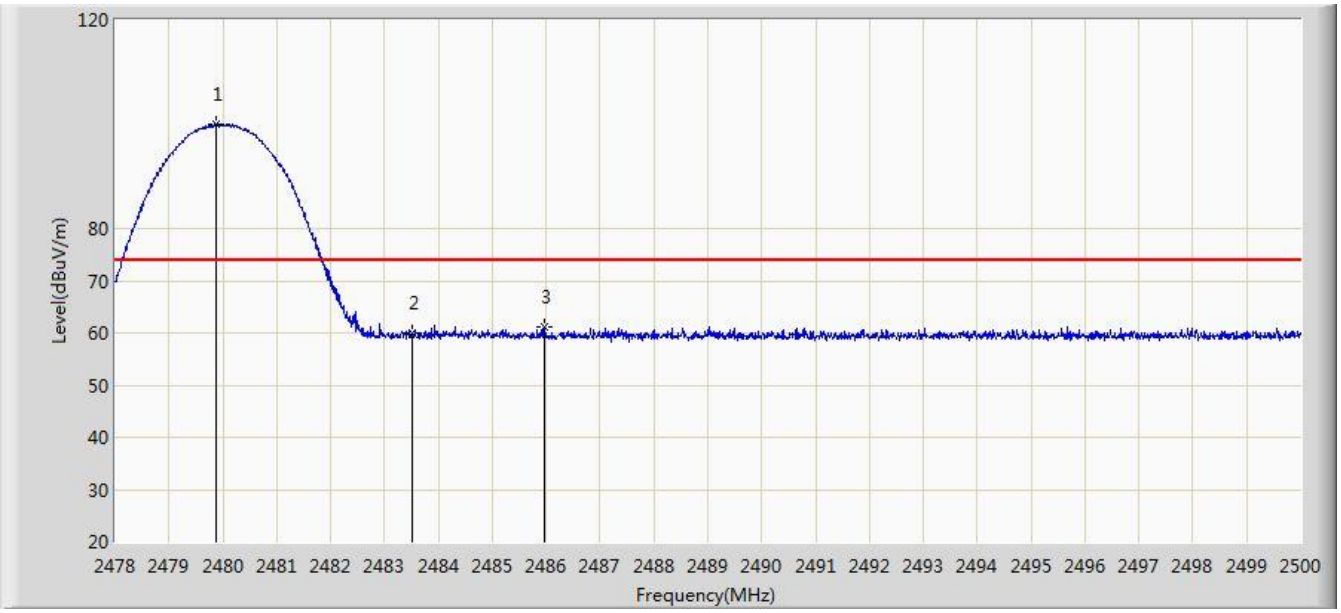

No	Flag	Mark	Frequency (MHz)	Measure Level (dBuV/m)	Reading Level (dBuV)	Margin (dB)	Limit (dBuV/m)	Factor (dB)	Type
1		*	2479.870	99.919	67.511	N/A	N/A	32.408	PK
2			2483.500	60.085	27.670	-13.915	74.000	32.416	PK
3			2485.975	61.236	28.816	-12.764	74.000	32.420	PK

Note: Measure Level (dBµV/m) = Reading Level (dBµV) + Factor (dB)

Factor (dB) = Cable Loss (dB) + Antenna Factor (dB/m)

Site: AC1	Time: 2019/09/05 - 03:38
Limit: FCC_Part15_Band Edge(3m)	Engineer: Messiah Li
Probe: BBHA9120D_1-18GHz	Polarity: Horizontal
EUT: Monster Bluetooth Speaker	Power: By USB
Test Mode: Transmit by 2DH5 at Channel 2480MHz	

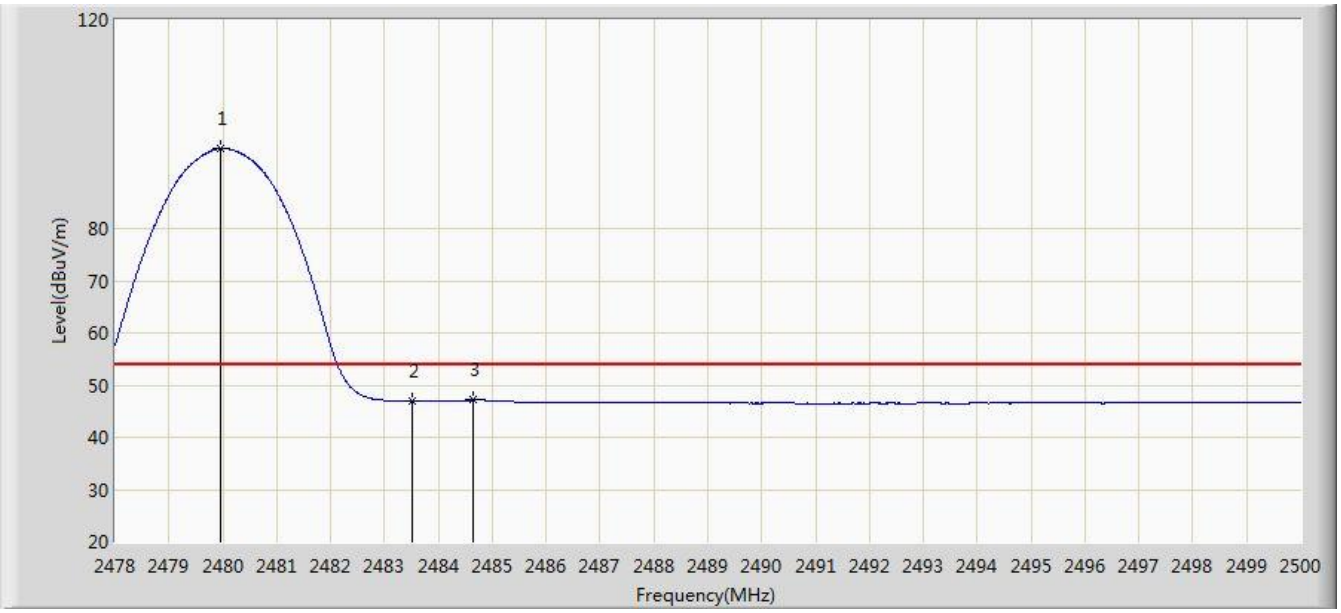

No	Flag	Mark	Frequency (MHz)	Measure Level (dBuV/m)	Reading Level (dBuV)	Margin (dB)	Limit (dBuV/m)	Factor (dB)	Type
1		*	2479.969	95.363	62.955	N/A	N/A	32.408	AV
2			2483.500	46.867	14.452	-7.133	54.000	32.416	AV
3			2484.655	47.119	14.701	-6.881	54.000	32.418	AV

Note: Measure Level (dBµV/m) = Reading Level (dBµV) + Factor (dB)

Factor (dB) = Cable Loss (dB) + Antenna Factor (dB/m)

Site: AC1	Time: 2019/09/05 - 03:39
Limit: FCC_Part15_Band Edge(3m)	Engineer: Messiah Li
Probe: BBHA9120D_1-18GHz	Polarity: Vertical
EUT: Monster Bluetooth Speaker	Power: By USB
Test Mode: Transmit by 2DH5 at Channel 2480MHz	

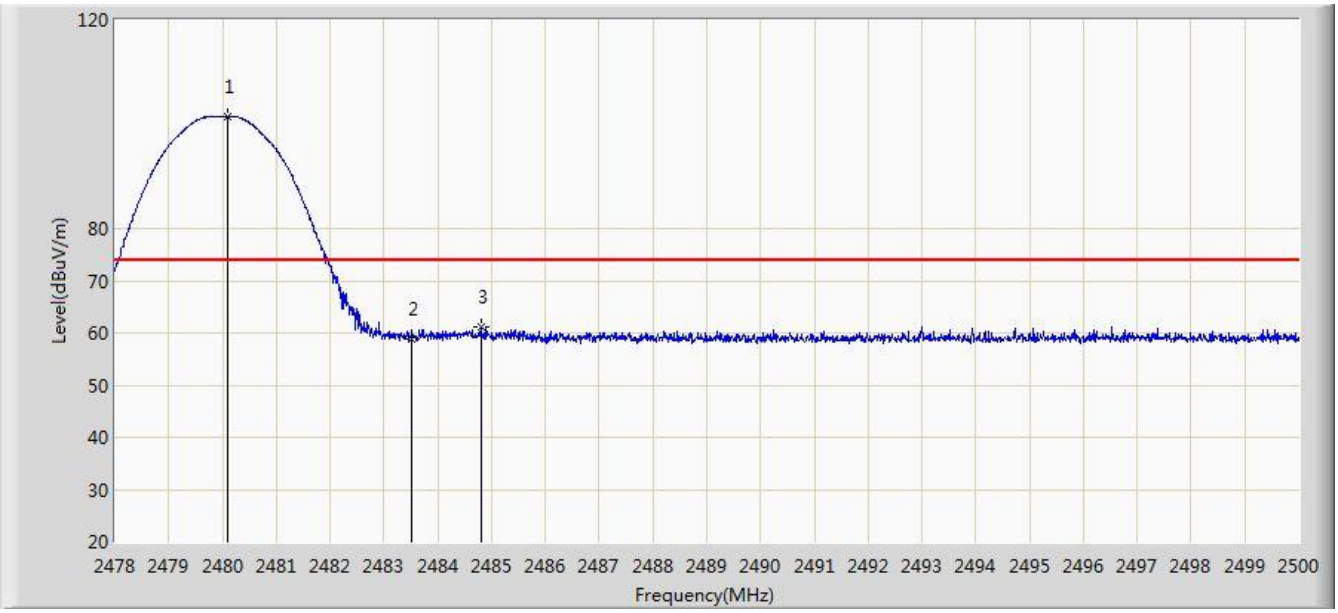

No	Flag	Mark	Frequency (MHz)	Measure Level (dBuV/m)	Reading Level (dBuV)	Margin (dB)	Limit (dBuV/m)	Factor (dB)	Type
1		*	2480.101	101.541	69.132	N/A	N/A	32.408	PK
2			2483.500	58.885	26.470	-15.115	74.000	32.416	PK
3			2484.798	61.095	28.677	-12.905	74.000	32.418	PK

Note: Measure Level (dBµV/m) = Reading Level (dBµV) + Factor (dB)

Factor (dB) = Cable Loss (dB) + Antenna Factor (dB/m)

Site: AC1	Time: 2019/09/05 - 03:40
Limit: FCC_Part15_Band Edge(3m)	Engineer: Messiah Li
Probe: BBHA9120D_1-18GHz	Polarity: Vertical
EUT: Monster Bluetooth Speaker	Power: By USB
Test Mode: Transmit by 2DH5 at Channel 2480MHz	

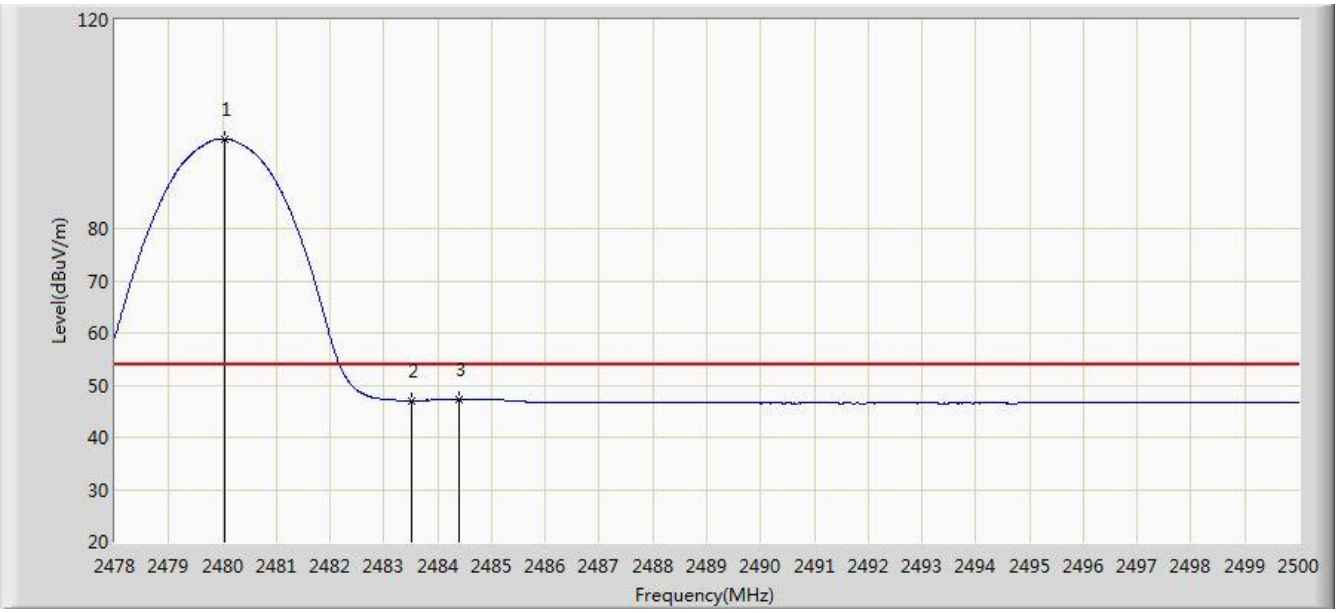

No	Flag	Mark	Frequency (MHz)	Measure Level (dBuV/m)	Reading Level (dBuV)	Margin (dB)	Limit (dBuV/m)	Factor (dB)	Type
1		*	2480.046	97.210	64.801	N/A	N/A	32.408	AV
2			2483.500	47.043	14.628	-6.957	54.000	32.416	AV
3			2484.391	47.334	14.917	-6.666	54.000	32.417	AV

Note: Measure Level (dBµV/m) = Reading Level (dBµV) + Factor (dB)

Factor (dB) = Cable Loss (dB) + Antenna Factor (dB/m)

Site: AC1	Time: 2019/09/05 - 03:41
Limit: FCC_Part15_Band Edge(3m)	Engineer: Messiah Li
Probe: BBHA9120D_1-18GHz	Polarity: Horizontal
EUT: Monster Bluetooth Speaker	Power: By USB
Test Mode: Transmit by 3DH5 at Channel 2402MHz	

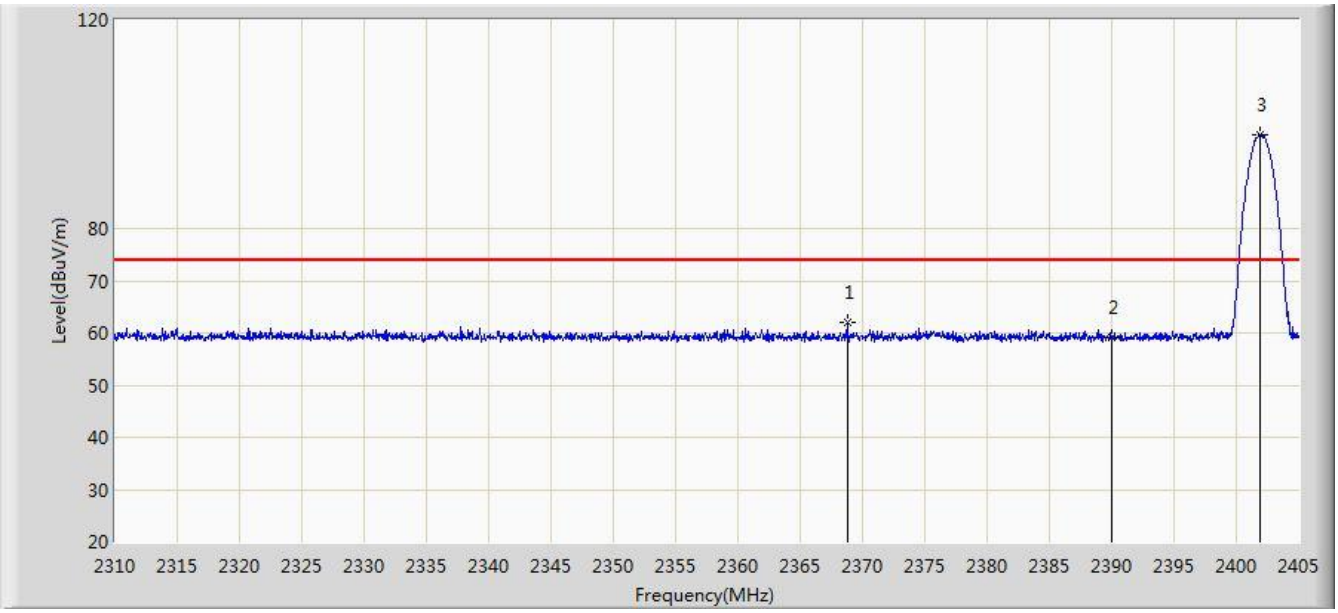

No	Flag	Mark	Frequency (MHz)	Measure Level (dBuV/m)	Reading Level (dBuV)	Margin (dB)	Limit (dBuV/m)	Factor (dB)	Type
1			2368.758	61.899	29.444	-12.101	74.000	32.455	PK
2			2390.000	59.234	26.821	-14.766	74.000	32.413	PK
3		*	2401.865	97.847	65.451	N/A	N/A	32.396	PK

Note: Measure Level (dBµV/m) = Reading Level (dBµV) + Factor (dB)

Factor (dB) = Cable Loss (dB) + Antenna Factor (dB/m)

Site: AC1	Time: 2019/09/05 - 03:44
Limit: FCC_Part15_Band Edge(3m)	Engineer: Messiah Li
Probe: BBHA9120D_1-18GHz	Polarity: Horizontal
EUT: Monster Bluetooth Speaker	Power: By USB
Test Mode: Transmit by 3DH5 at Channel 2402MHz	

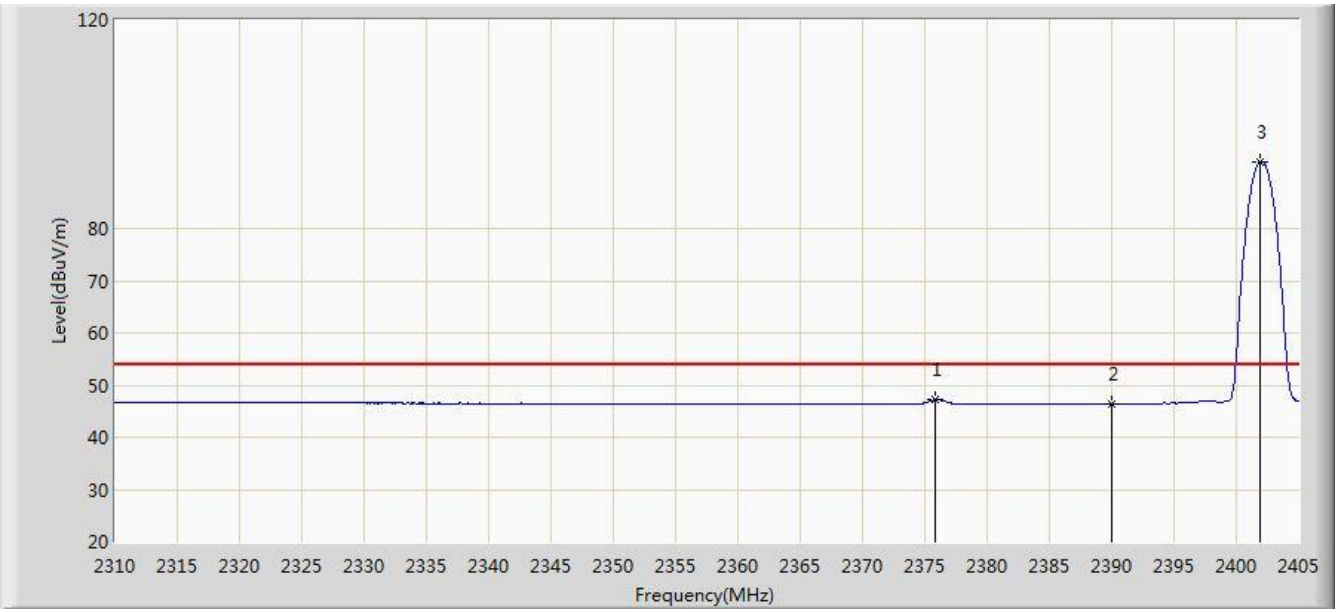

No	Flag	Mark	Frequency (MHz)	Measure Level (dBuV/m)	Reading Level (dBuV)	Margin (dB)	Limit (dBuV/m)	Factor (dB)	Type
1			2375.883	47.186	14.747	-6.814	54.000	32.439	AV
2			2390.000	46.490	14.077	-7.510	54.000	32.413	AV
3		*	2401.960	92.852	60.456	N/A	N/A	32.396	AV

Note: Measure Level (dBµV/m) = Reading Level (dBµV) + Factor (dB)

Factor (dB) = Cable Loss (dB) + Antenna Factor (dB/m)

Site: AC1	Time: 2019/09/05 - 03:44
Limit: FCC_Part15_Band Edge(3m)	Engineer: Messiah Li
Probe: BBHA9120D_1-18GHz	Polarity: Vertical
EUT: Monster Bluetooth Speaker	Power: By USB
Test Mode: Transmit by 3DH5 at Channel 2402MHz	

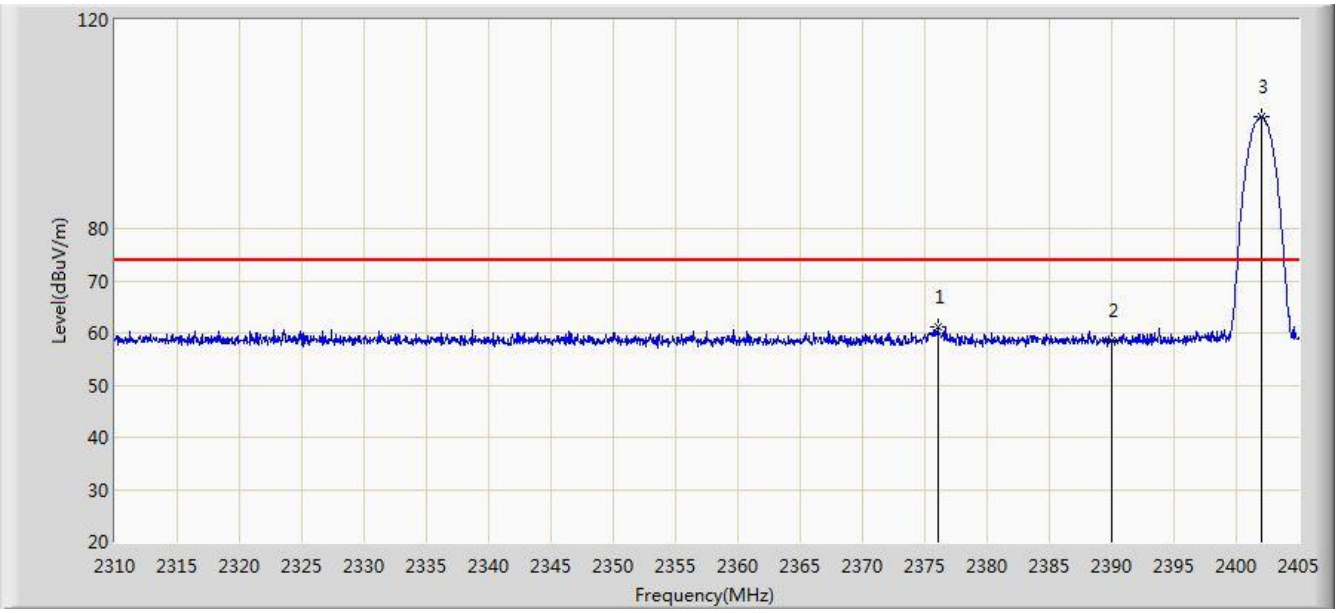

No	Flag	Mark	Frequency (MHz)	Measure Level (dBuV/m)	Reading Level (dBuV)	Margin (dB)	Limit (dBuV/m)	Factor (dB)	Type
1			2376.025	61.018	28.579	-12.982	74.000	32.439	PK
2			2390.000	58.538	26.125	-15.462	74.000	32.413	PK
3		*	2402.055	101.527	69.131	N/A	N/A	32.395	PK

Note: Measure Level (dBµV/m) = Reading Level (dBµV) + Factor (dB)

Factor (dB) = Cable Loss (dB) + Antenna Factor (dB/m)

Site: AC1	Time: 2019/09/05 - 03:44
Limit: FCC_Part15_Band Edge(3m)	Engineer: Messiah Li
Probe: BBHA9120D_1-18GHz	Polarity: Vertical
EUT: Monster Bluetooth Speaker	Power: By USB
Test Mode: Transmit by 3DH5 at Channel 2402MHz	

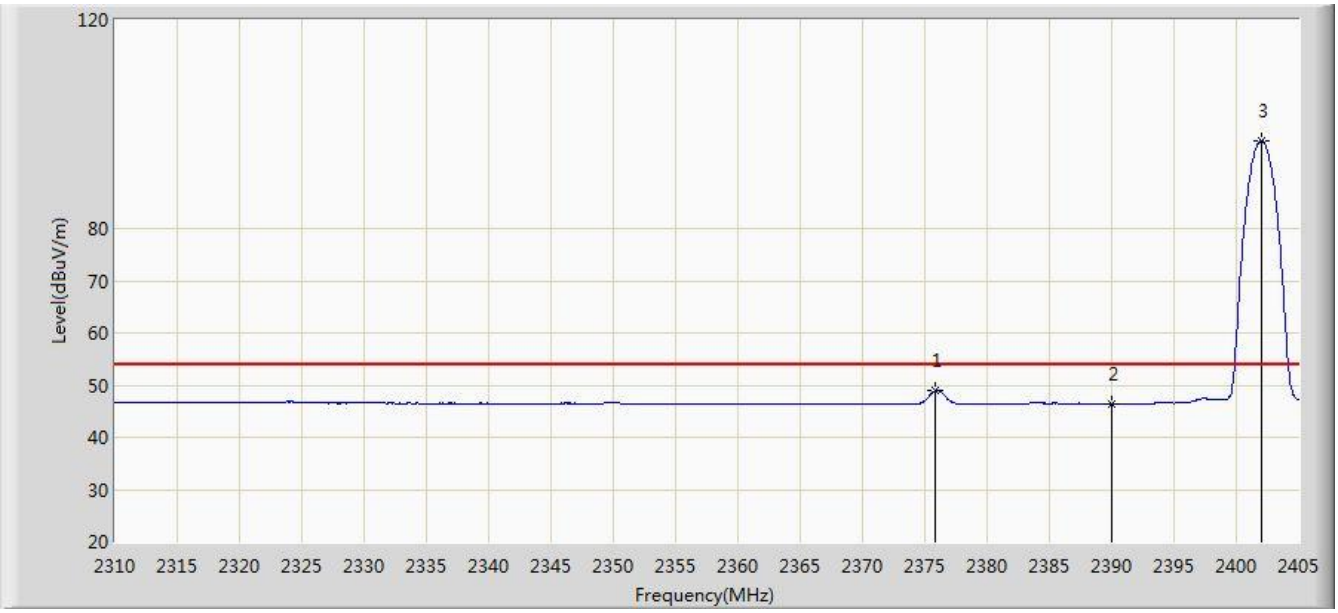

No	Flag	Mark	Frequency (MHz)	Measure Level (dBuV/m)	Reading Level (dBuV)	Margin (dB)	Limit (dBuV/m)	Factor (dB)	Type
1			2375.835	48.869	16.430	-5.131	54.000	32.440	AV
2			2390.000	46.473	14.060	-7.527	54.000	32.413	AV
3		*	2402.008	96.806	64.410	N/A	N/A	32.396	AV

Note: Measure Level (dBµV/m) = Reading Level (dBµV) + Factor (dB)

Factor (dB) = Cable Loss (dB) + Antenna Factor (dB/m)

Site: AC1	Time: 2019/09/05 - 03:45
Limit: FCC_Part15_Band Edge(3m)	Engineer: Messiah Li
Probe: BBHA9120D_1-18GHz	Polarity: Horizontal
EUT: Monster Bluetooth Speaker	Power: By USB
Test Mode: Transmit by 3DH5 at Channel 2480MHz	

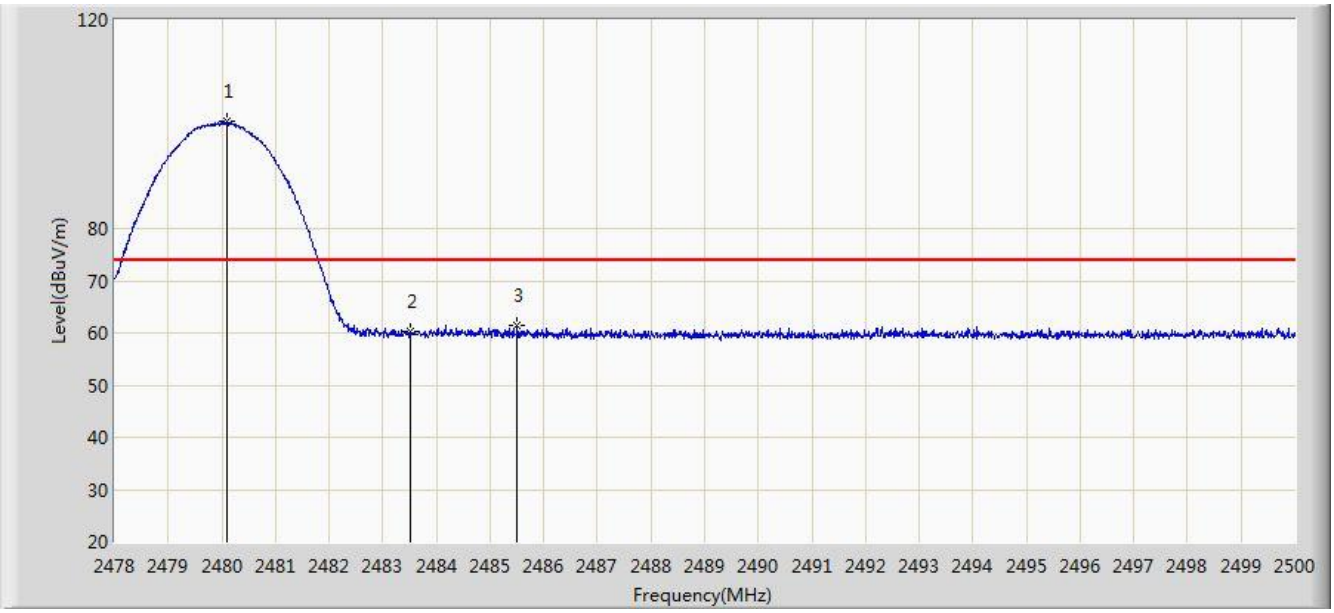

No	Flag	Mark	Frequency (MHz)	Measure Level (dBuV/m)	Reading Level (dBuV)	Margin (dB)	Limit (dBuV/m)	Factor (dB)	Type
1		*	2480.090	100.598	68.189	N/A	N/A	32.408	PK
2			2483.500	60.365	27.950	-13.635	74.000	32.416	PK
3			2485.502	61.473	29.054	-12.527	74.000	32.419	PK

Note: Measure Level (dBµV/m) = Reading Level (dBµV) + Factor (dB)

Factor (dB) = Cable Loss (dB) + Antenna Factor (dB/m)

Site: AC1	Time: 2019/09/05 - 03:48
Limit: FCC_Part15_Band Edge(3m)	Engineer: Messiah Li
Probe: BBHA9120D_1-18GHz	Polarity: Horizontal
EUT: Monster Bluetooth Speaker	Power: By USB
Test Mode: Transmit by 3DH5 at Channel 2480MHz	

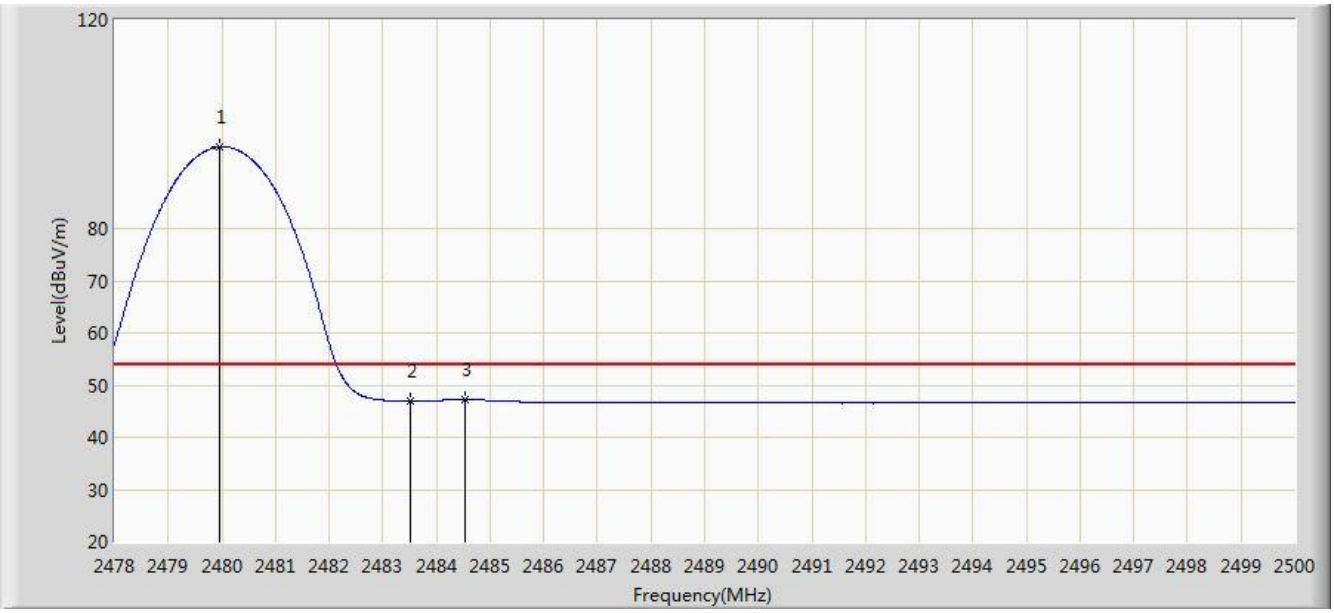

No	Flag	Mark	Frequency (MHz)	Measure Level (dBuV/m)	Reading Level (dBuV)	Margin (dB)	Limit (dBuV/m)	Factor (dB)	Type
1		*	2479.969	95.645	63.237	N/A	N/A	32.408	AV
2			2483.500	46.964	14.549	-7.036	54.000	32.416	AV
3			2484.523	47.186	14.769	-6.814	54.000	32.417	AV

Note: Measure Level (dBµV/m) = Reading Level (dBµV) + Factor (dB)

Factor (dB) = Cable Loss (dB) + Antenna Factor (dB/m)

Site: AC1	Time: 2019/09/05 - 03:49
Limit: FCC_Part15_Band Edge(3m)	Engineer: Messiah Li
Probe: BBHA9120D_1-18GHz	Polarity: Vertical
EUT: Monster Bluetooth Speaker	Power: By USB
Test Mode: Transmit by 3DH5 at Channel 2480MHz	

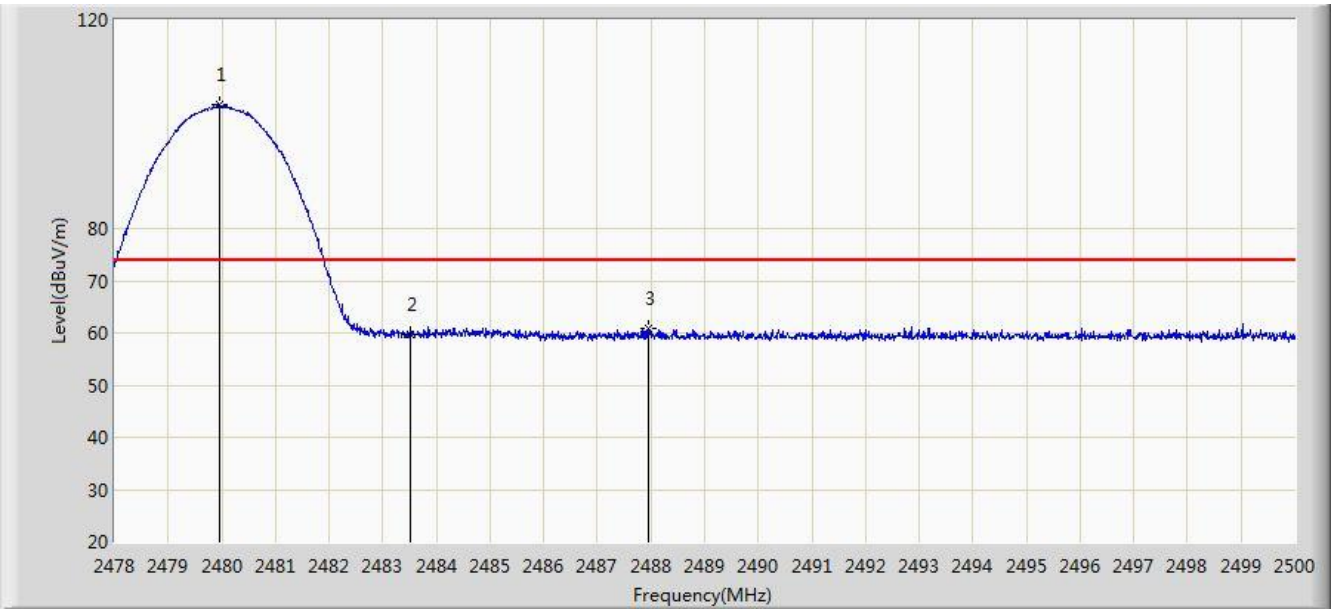

No	Flag	Mark	Frequency (MHz)	Measure Level (dBuV/m)	Reading Level (dBuV)	Margin (dB)	Limit (dBuV/m)	Factor (dB)	Type
1		*	2479.969	103.738	71.330	N/A	N/A	32.408	PK
2			2483.500	59.681	27.266	-14.319	74.000	32.416	PK
3			2487.955	60.818	28.394	-13.182	74.000	32.425	PK

Note: Measure Level (dBµV/m) = Reading Level (dBµV) + Factor (dB)

Factor (dB) = Cable Loss (dB) + Antenna Factor (dB/m)

Site: AC1	Time: 2019/09/05 - 03:50
Limit: FCC_Part15_Band Edge(3m)	Engineer: Messiah Li
Probe: BBHA9120D_1-18GHz	Polarity: Vertical
EUT: Monster Bluetooth Speaker	Power: By USB
Test Mode: Transmit by 3DH5 at Channel 2480MHz	

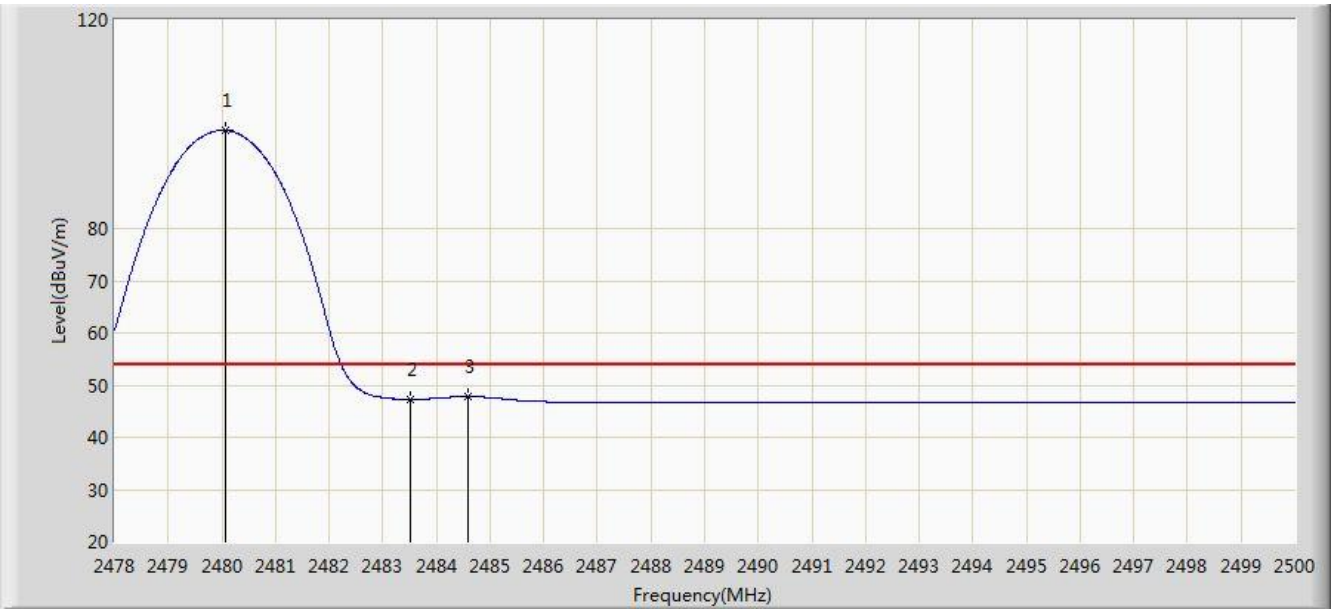

No	Flag	Mark	Frequency (MHz)	Measure Level (dBuV/m)	Reading Level (dBuV)	Margin (dB)	Limit (dBuV/m)	Factor (dB)	Type
1		*	2480.079	98.807	66.398	N/A	N/A	32.408	AV
2			2483.500	47.262	14.847	-6.738	54.000	32.416	AV
3			2484.589	47.823	15.405	-6.177	54.000	32.418	AV

Note: Measure Level (dBµV/m) = Reading Level (dBµV) + Factor (dB)

Factor (dB) = Cable Loss (dB) + Antenna Factor (dB/m)

7.11. AC Conducted Emissions Measurement

7.11.1.Test Limit

FCC Part 15.207 Limits		
Frequency (MHz)	QP (dBμV)	Average (dBμV)
0.15 - 0.50	66 - 56	56 - 46
0.50 - 5.0	56	46
5.0 - 30	60	50
Note 1: The lower limit shall apply at the transition frequencies. Note 2: The limit decreases linearly with the logarithm of the frequency in the range 0.15MHz to 0.5MHz.		

7.11.2.Test Setup

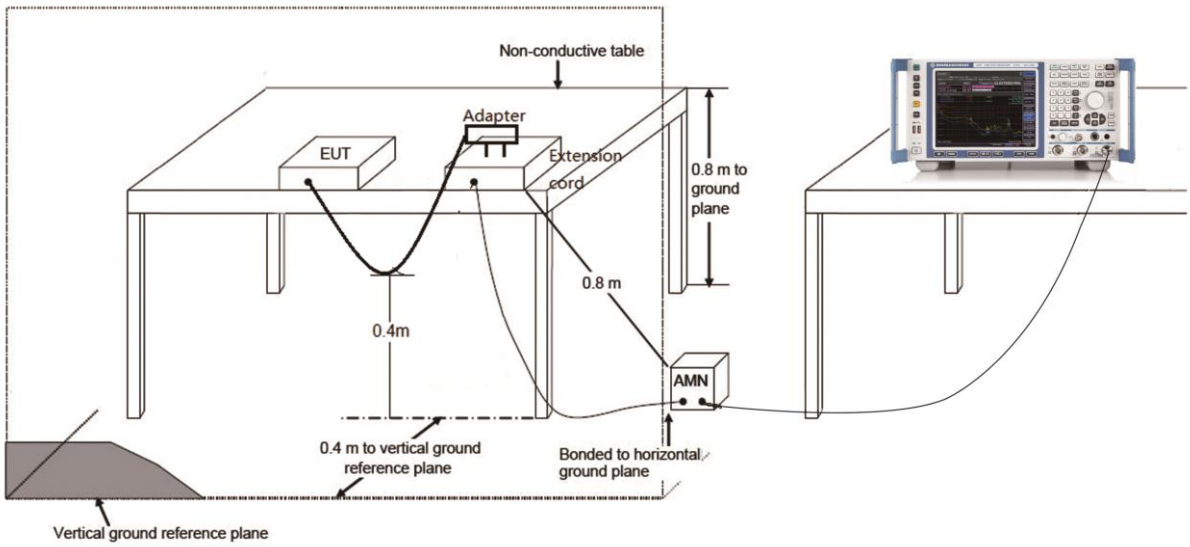

7.11.3.Test Result

Site: SR2	Time: 2019/09/16 - 16:29
Limit: FCC_Part15.207_CE_AC Power	Engineer: Liz Yuan
Probe: ENV216_101683_Filter On	Polarity: Line
EUT: Monster Bluetooth Speaker	Power: AC 120V/60Hz
Test Mode: Transmit by DH5 at Channel 2441MHz	

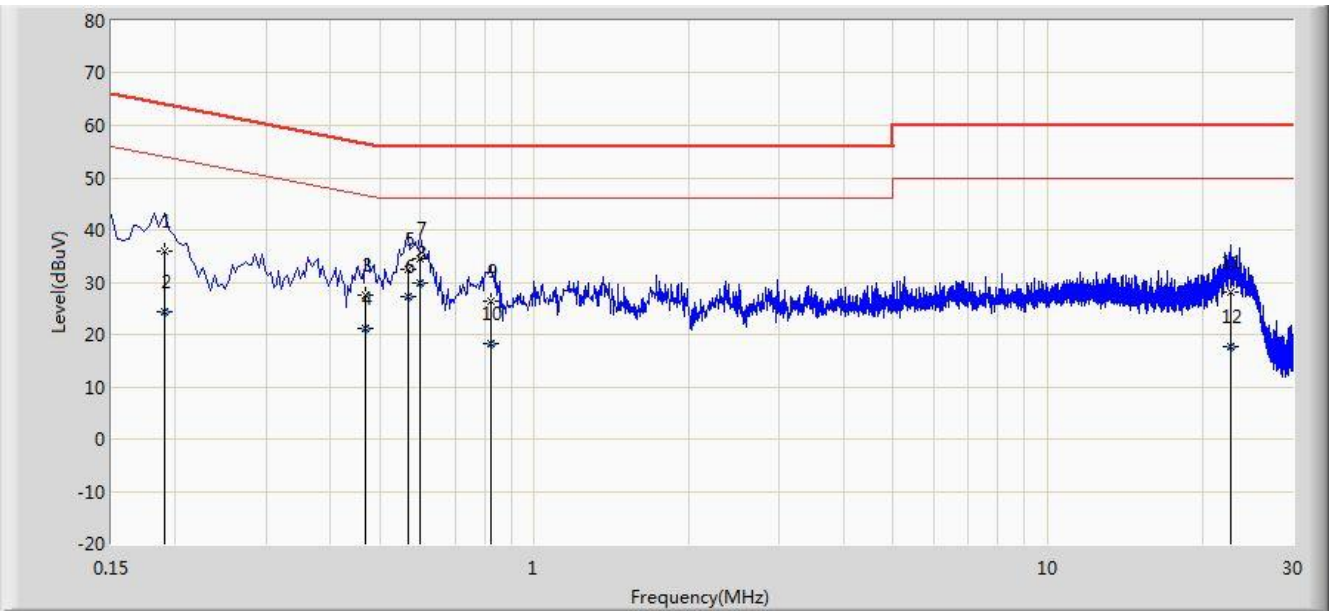

No	Flag	Mark	Frequency (MHz)	Measure Level (dBuV)	Reading Level (dBuV)	Margin (dB)	Limit (dBuV)	Factor (dB)	Type
1			0.190	35.875	25.846	-28.161	64.037	10.029	QP
2			0.190	24.209	14.181	-29.827	54.037	10.029	AV
3			0.470	27.476	17.334	-29.038	56.514	10.142	QP
4			0.470	21.171	11.029	-25.343	46.514	10.142	AV
5		*	0.566	32.590	22.457	-23.410	56.000	10.132	QP
6			0.566	27.223	17.090	-18.777	46.000	10.132	AV
7			0.598	34.609	24.494	-21.391	56.000	10.116	QP
8			0.598	29.964	19.849	-16.036	46.000	10.116	AV
9			0.822	26.330	16.331	-29.670	56.000	10.000	QP
10			0.822	18.213	8.213	-27.787	46.000	10.000	AV
11			22.662	27.980	17.804	-32.020	60.000	10.176	QP
12			22.662	17.821	7.645	-32.179	50.000	10.176	AV

Note: Measure Level (dBμV) = Reading Level (dBμV) + Factor (dB)

Factor (dB) = Cable Loss (dB) + LISN Factor (dB)

Site: SR2	Time: 2019/09/16 - 16:37
Limit: FCC_Part15.207_CE_AC Power	Engineer: Liz Yuan
Probe: ENV216_101683_Filter On	Polarity: Neutral
EUT: Monster Bluetooth Speaker	Power: AC 120V/60Hz
Test Mode: Transmit by DH5 at Channel 2441MHz	

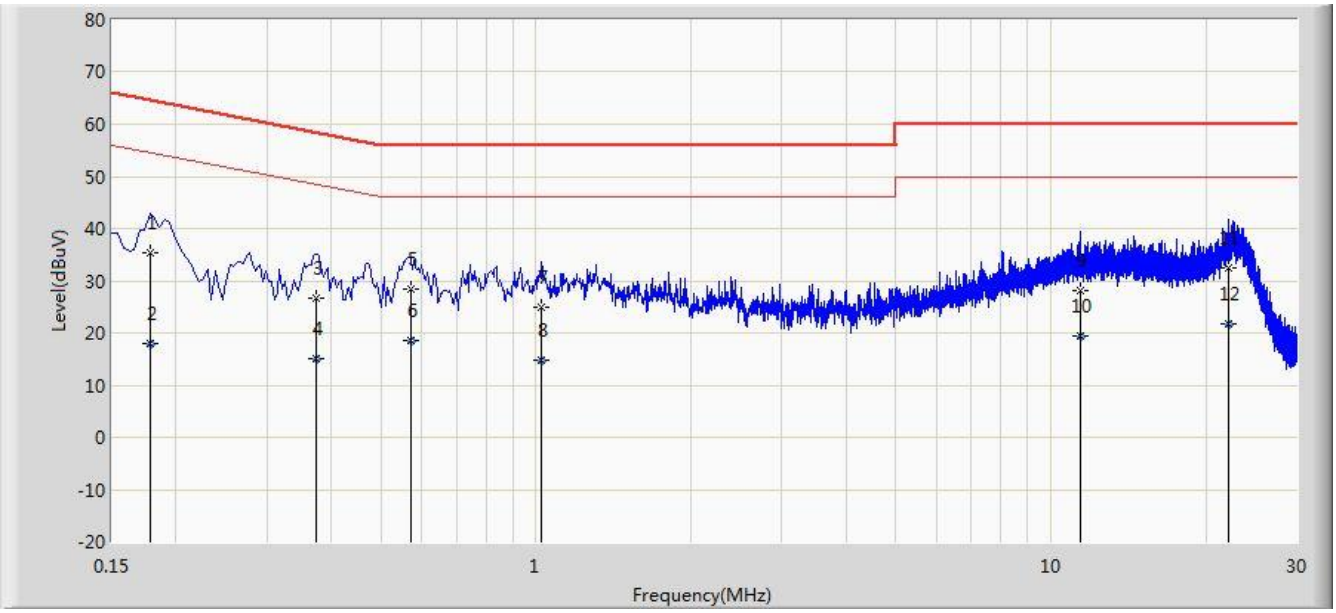

No	Flag	Mark	Frequency (MHz)	Measure Level (dBuV)	Reading Level (dBuV)	Margin (dB)	Limit (dBuV)	Factor (dB)	Type
1		*	0.178	35.507	25.457	-29.071	64.578	10.049	QP
2			0.178	17.938	7.889	-36.640	54.578	10.049	AV
3			0.374	26.677	16.584	-31.734	58.412	10.093	QP
4			0.374	15.171	5.078	-33.240	48.412	10.093	AV
5			0.570	28.265	18.118	-27.735	56.000	10.148	QP
6			0.570	18.571	8.423	-27.429	46.000	10.148	AV
7			1.026	25.068	15.159	-30.932	56.000	9.908	QP
8			1.026	14.849	4.941	-31.151	46.000	9.908	AV
9			11.426	28.047	17.922	-31.953	60.000	10.125	QP
10			11.426	19.452	9.328	-30.548	50.000	10.125	AV
11			22.094	32.428	22.211	-27.572	60.000	10.217	QP
12			22.094	21.767	11.550	-28.233	50.000	10.217	AV

Note: Measure Level (dBμV) = Reading Level (dBμV) + Factor (dB)

Factor (dB) = Cable Loss (dB) + LISN Factor (dB)

8. CONCLUSION

The data collected relate only the item(s) tested and show that the device is in compliance with Part 15C of the FCC rules.

The End

Appendix A - Test Setup Photograph

Refer to “1908RSU007-UT” file.

Appendix B - EUT Photograph

Refer to “1908RSU007-UE” file.