Test Laboratory: Huatongwei International Inspection Co., Ltd.,SAR Lab Date: 7/31/2019

GSM 850-Head

Communication System: UID 0, Generic GPRS(TDMA, GMSK, TN 0-1-2-3) (0); Frequency: 824.2 MHz;Duty Cycle: 1:2.00447

Medium parameters used: f = 825 MHz; σ = 0.93 S/m; ε_r = 42.974; ρ = 1000 kg/m^3
Phantom section: Right Section
Ambient Temperature:22.1°C;Liquid Temperature:21.8°C;

DASY Configuration:

- Probe: EX3DV4 - SN7494; ConvF(10.41, 10.41, 10.41) @ 824.2 MHz; Calibrated: 3/25/2019
- Sensor-Surface: 1.4mm (Mechanical Surface Detection)
- Electronics: DAE4 Sn1549; Calibrated: 3/19/2019
- Phantom: Twin-SAM V8.0 ; Type: QD 000 P41 AA; Serial: 1974
- DASY52 52.10.2(1495); SEMCAD X 14.6.12(7450)

Right Cheek Touch/CH 128/Area Scan (61x121x1): Interpolated grid: dx=1.500 mm, dy=1.500 mm
Maximum value of SAR (interpolated) = 0.387 W/kg

Right Cheek Touch/CH 128/Zoom Scan (5x5x7)/Cube 0: Measurement grid: dx=8mm, dy=8mm, dz=5mm
Reference Value = 5.329 V/m; Power Drift = -0.15 dB
Peak SAR (extrapolated) = 0.430 W/kg
SAR(1 g) = 0.304 W/kg; SAR(10 g) = 0.223 W/kg
Maximum value of SAR (measured) = 0.377 W/kg

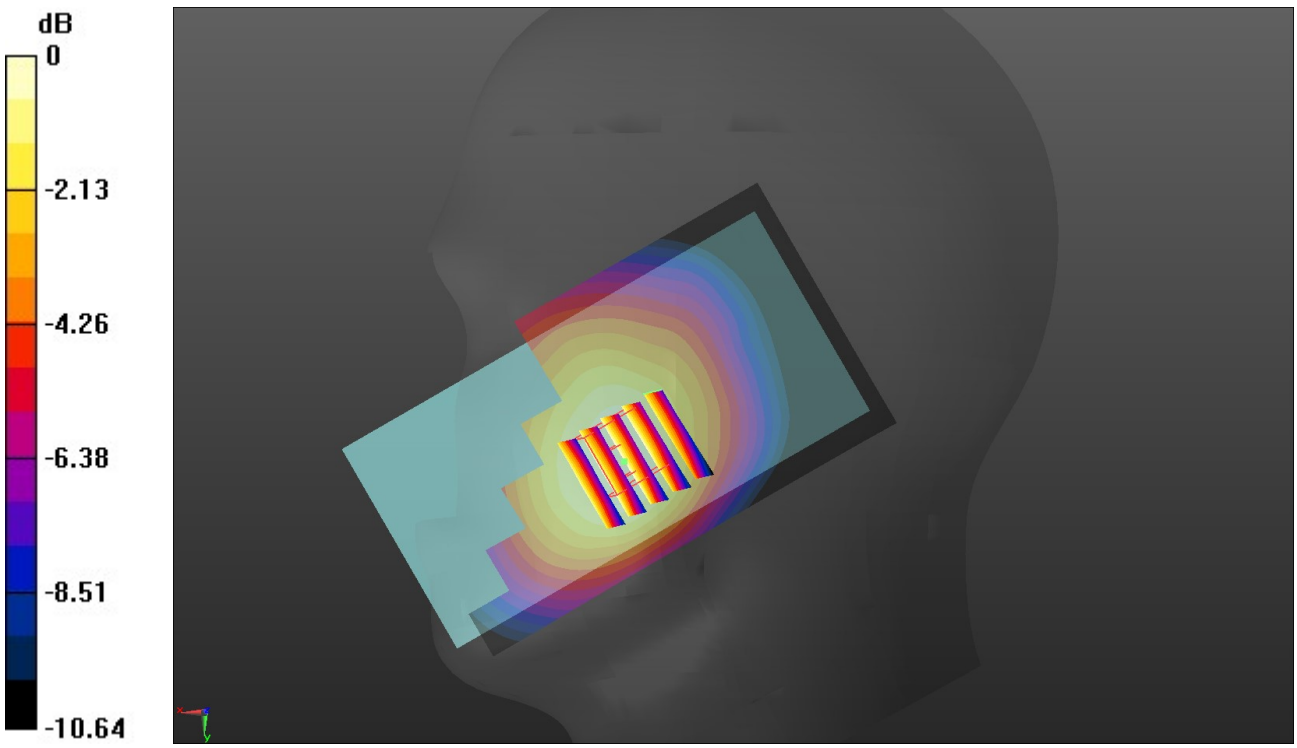

0 dB = 0.377 W/kg = -4.24 dBW/kg

Test Laboratory: Huatongwei International Inspection Co., Ltd.,SAR Lab Date: 7/30/2019

GSM 1900-Head

Communication System: UID 0, Generic GPRS(TDMA, GMSK, TN 0-1-2-3) (0); Frequency: 1909.8 MHz;Duty Cycle: 1:2.00447
Medium parameters used: f = 1910 MHz; σ = 1.469 S/m; ε_r = 41.648; ρ = 1000 kg/m^3
Phantom section: Left Section
Ambient Temperature:22.1°C;Liquid Temperature:21.9°C;

DASY Configuration:

- Probe: EX3DV4 - SN7494; ConvF(8.57, 8.57, 8.57) @ 1909.8 MHz; Calibrated: 3/25/2019
- Sensor-Surface: 1.4mm (Mechanical Surface Detection)
- Electronics: DAE4 Sn1549; Calibrated: 3/19/2019
- Phantom: Twin-SAM V8.0 ; Type: QD 000 P41 AA; Serial: 1974
- DASY52 52.10.2(1495); SEMCAD X 14.6.12(7450)

Left Touch Cheek/CH 810/Area Scan (61x121x1): Interpolated grid: dx=1.500 mm, dy=1.500 mm
Maximum value of SAR (interpolated) = 0.367 W/kg

Left Touch Cheek/CH 810/Zoom Scan (5x5x7)/Cube 0: Measurement grid: dx=8mm, dy=8mm, dz=5mm
Reference Value = 5.111 V/m; Power Drift = -0.15 dB
Peak SAR (extrapolated) = 0.636 W/kg
SAR(1 g) = 0.265 W/kg; SAR(10 g) = 0.128 W/kg
Maximum value of SAR (measured) = 0.357 W/kg

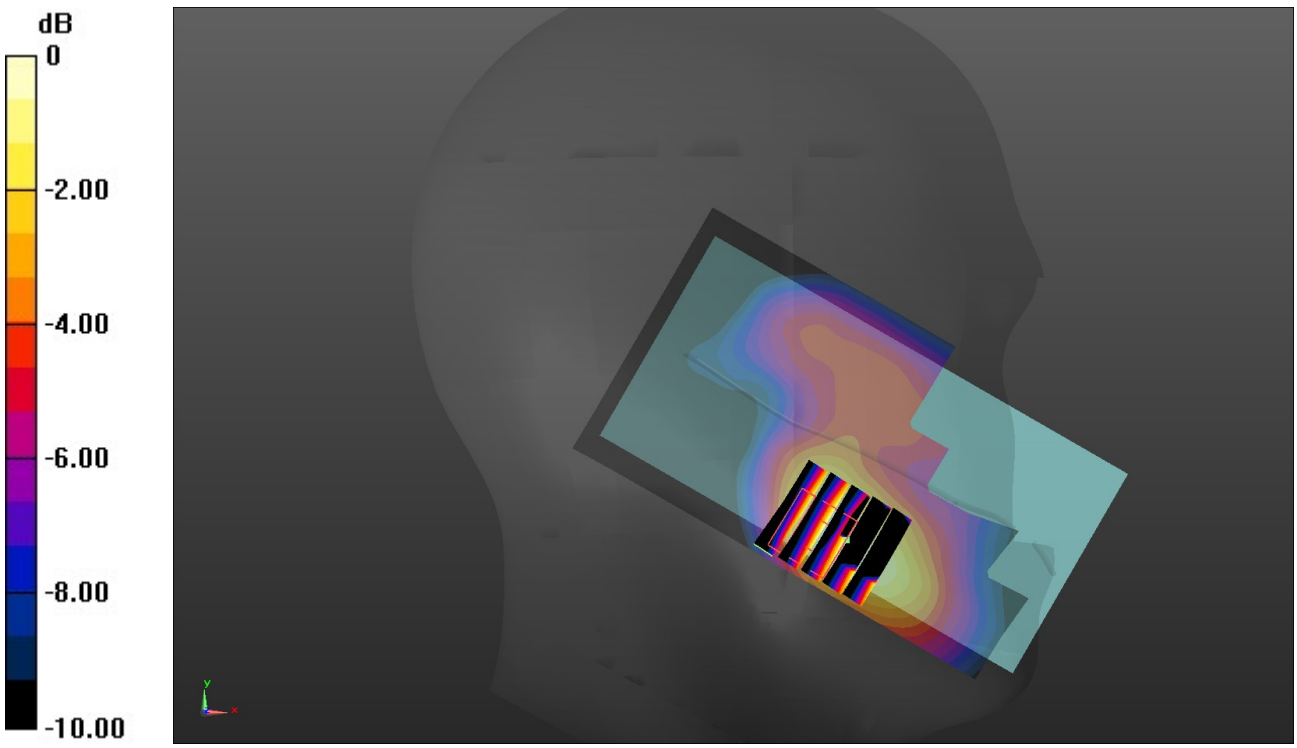

0 dB = 0.357 W/kg = -4.47 dBW/kg

Test Laboratory: Huatongwei International Inspection Co., Ltd.,SAR Lab Date: 7/30/2019

WCDMA Band II-Head

Communication System: UID 0, Generic UMTS (0); Frequency: 1880 MHz;Duty Cycle: 1:1
Medium parameters used: f = 1880 MHz; σ = 1.455 S/m; ε_r = 41.738; ρ = 1000 kg/m^3
Phantom section: Left Section
Ambient Temperature:22.0°C;Liquid Temperature:21.8°C;

DASY Configuration:

- Probe: EX3DV4 - SN7494; ConvF(8.57, 8.57, 8.57) @ 1880 MHz; Calibrated: 3/25/2019
- Sensor-Surface: 1.4mm (Mechanical Surface Detection)
- Electronics: DAE4 Sn1549; Calibrated: 3/19/2019
- Phantom: Twin-SAM V8.0 ; Type: QD 000 P41 AA; Serial: 1974
- DASY52 52.10.2(1495); SEMCAD X 14.6.12(7450)

Left Touch Cheek/CH 9400/Area Scan (61x121x1): Interpolated grid: dx=1.500 mm, dy=1.500 mm
Maximum value of SAR (interpolated) = 0.406 W/kg

Left Touch Cheek/CH 9400/Zoom Scan (5x5x7)/Cube 0: Measurement grid: dx=8mm, dy=8mm, dz=5mm
Reference Value = 5.361 V/m; Power Drift = -0.14 dB
Peak SAR (extrapolated) = 0.488 W/kg
SAR(1 g) = 0.274 W/kg; SAR(10 g) = 0.161 W/kg
Maximum value of SAR (measured) = 0.403 W/kg

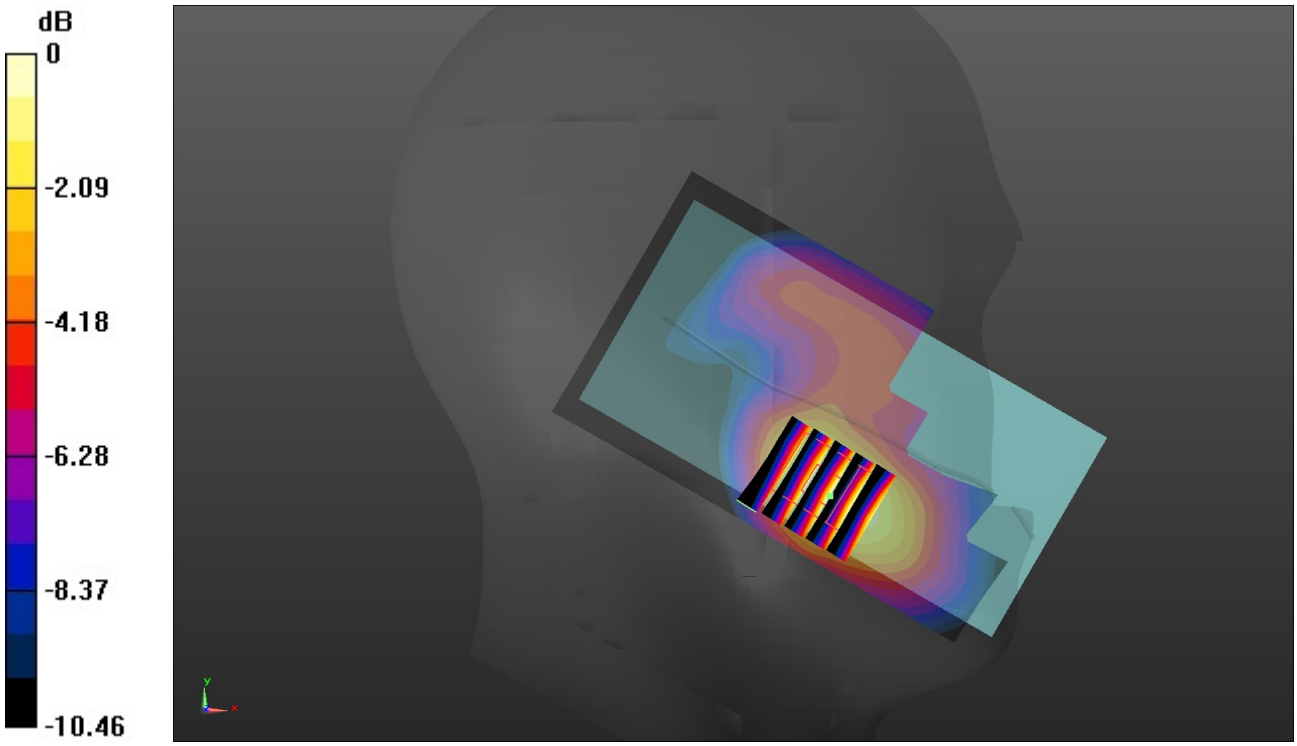

0 dB = 0.403 W/kg = -3.95 dBW/kg

Test Laboratory: Huatongwei International Inspection Co., Ltd.,SAR Lab Date: 7/31/2019

WCDMA Band V-Head

Communication System: UID 0, Generic UMTS (0); Frequency: 846.6 MHz;Duty Cycle: 1:1
Medium parameters used (interpolated): f = 846.6 MHz; σ = 0.938 S/m; ε_r = 42.885; ρ = 1000 kg/m^3
Phantom section: Right Section
Ambient Temperature:22.2°C;Liquid Temperature:21.9°C;

DASY Configuration:

- Probe: EX3DV4 - SN7494; ConvF(10.41, 10.41, 10.41) @ 846.6 MHz; Calibrated: 3/25/2019
- Sensor-Surface: 1.4mm (Mechanical Surface Detection)
- Electronics: DAE4 Sn1549; Calibrated: 3/19/2019
- Phantom: Twin-SAM V8.0 ; Type: QD 000 P41 AA; Serial: 1974
- DASY52 52.10.2(1495); SEMCAD X 14.6.12(7450)

Right Cheek Touch/CH 4233/Area Scan (61x121x1): Interpolated grid: dx=1.500 mm, dy=1.500 mm
Maximum value of SAR (interpolated) = 0.304 W/kg

Right Cheek Touch/CH 4233/Zoom Scan (5x5x7)/Cube 0: Measurement grid: dx=8mm, dy=8mm, dz=5mm
Reference Value = 3.973 V/m; Power Drift = 0.12 dB
Peak SAR (extrapolated) = 0.331 W/kg
SAR(1 g) = 0.238 W/kg; SAR(10 g) = 0.175 W/kg
Maximum value of SAR (measured) = 0.295 W/kg

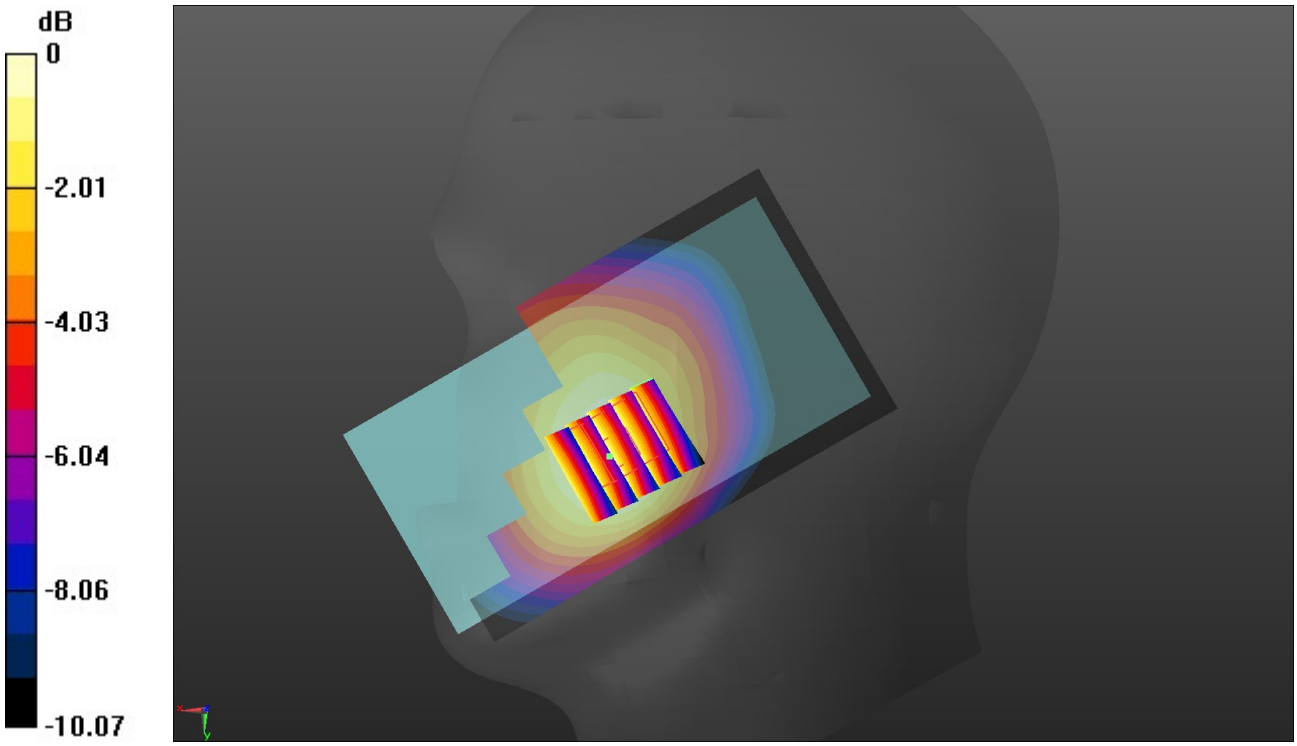

0 dB = 0.295 W/kg = -5.30 dBW/kg

Test Laboratory: Huatongwei International Inspection Co., Ltd.,SAR Lab Date: 7/30/2019

LTE Band 2-Head

Communication System: UID 0, Generic LTE-FDD (0); Frequency: 1880 MHz;Duty Cycle: 1:1
Medium parameters used: f = 1880 MHz; σ = 1.455 S/m; ε_r = 41.738; ρ = 1000 kg/m^3
Phantom section: Left Section
Ambient Temperature:22.1°C;Liquid Temperature:21.8°C;

DASY Configuration:

- Probe: EX3DV4 - SN7494; ConvF(8.57, 8.57, 8.57) @ 1880 MHz; Calibrated: 3/25/2019
- Sensor-Surface: 1.4mm (Mechanical Surface Detection)
- Electronics: DAE4 Sn1549; Calibrated: 3/19/2019
- Phantom: Twin-SAM V8.0 ; Type: QD 000 P41 AA; Serial: 1974
- DASY52 52.10.2(1495); SEMCAD X 14.6.12(7450)

Left Touch Cheek/CH 18900/Area Scan (61x121x1): Interpolated grid: dx=1.500 mm, dy=1.500 mm
Maximum value of SAR (interpolated) = 0.340 W/kg

Left Touch Cheek/CH 18900/Zoom Scan (5x5x7)/Cube 0: Measurement grid: dx=8mm, dy=8mm, dz=5mm
Reference Value = 5.839 V/m; Power Drift = -0.14 dB
Peak SAR (extrapolated) = 0.394 W/kg
SAR(1 g) = 0.237 W/kg; SAR(10 g) = 0.146 W/kg
Maximum value of SAR (measured) = 0.333 W/kg

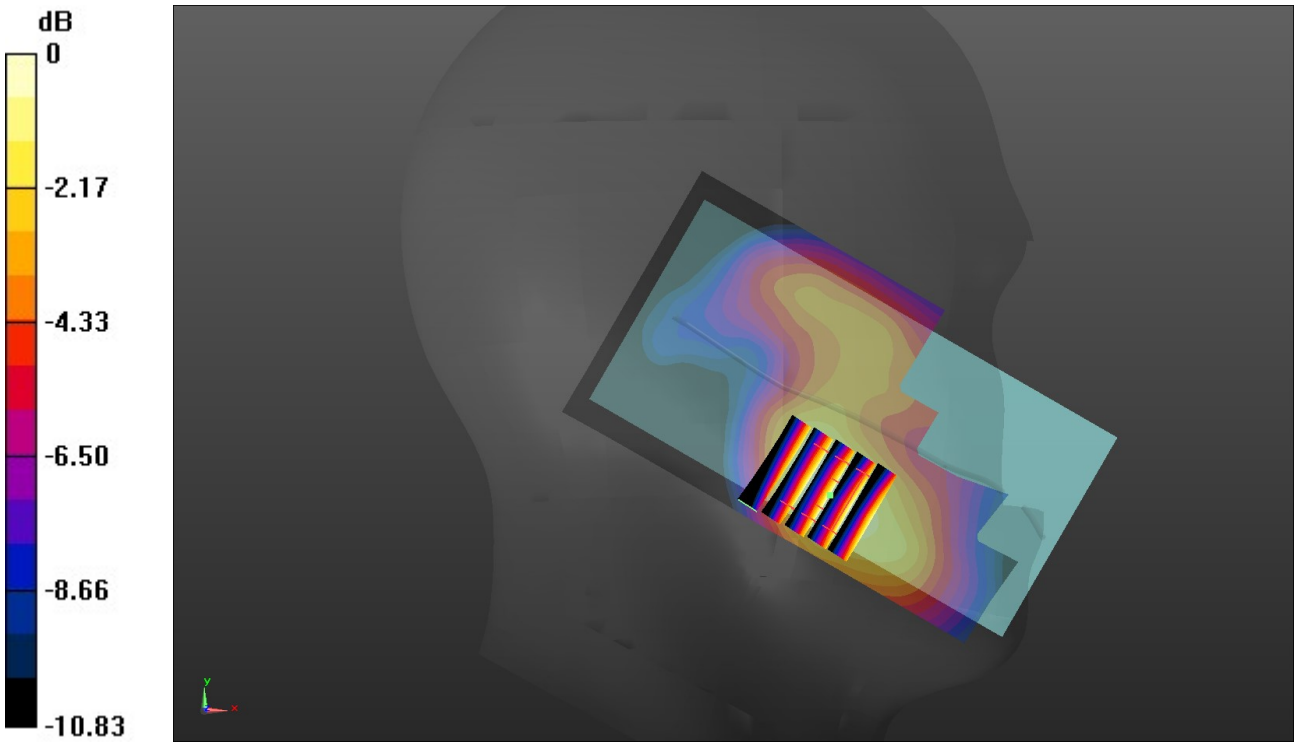

0 dB = 0.333 W/kg = -4.78 dBW/kg

Test Laboratory: Huatongwei International Inspection Co., Ltd.,SAR Lab Date: 8/1/2019

LTE Band 4-Head

Communication System: UID 0, Generic LTE-FDD (0); Frequency: 1732.5 MHz;Duty Cycle: 1:1
Medium parameters used (interpolated): f = 1732.5 MHz; σ = 1.363 S/m; ε_r = 41.972; ρ = 1000 kg/m^3

Phantom section: Left Section
Ambient Temperature:22.2℃;Liquid Temperature:22.0℃;

DASY Configuration:

- Probe: EX3DV4 - SN7494; ConvF(8.91, 8.91, 8.91) @ 1732.5 MHz; Calibrated: 3/25/2019
- Sensor-Surface: 1.4mm (Mechanical Surface Detection)
- Electronics: DAE4 Sn1549; Calibrated: 3/19/2019
- Phantom: Twin-SAM V8.0 ; Type: QD 000 P41 AA; Serial: 1974
- DASY52 52.10.2(1495); SEMCAD X 14.6.12(7450)

Left Touch Cheek/CH 20175/Area Scan (61x121x1): Interpolated grid: dx=1.500 mm, dy=1.500 mm
Maximum value of SAR (interpolated) = 0.297 W/kg

Left Touch Cheek/CH 20175/Zoom Scan (5x5x7)/Cube 0: Measurement grid: dx=8mm, dy=8mm, dz=5mm
Reference Value = 3.962 V/m; Power Drift = 0.10 dB
Peak SAR (extrapolated) = 0.322 W/kg
SAR(1 g) = 0.199 W/kg; SAR(10 g) = 0.127 W/kg
Maximum value of SAR (measured) = 0.274 W/kg

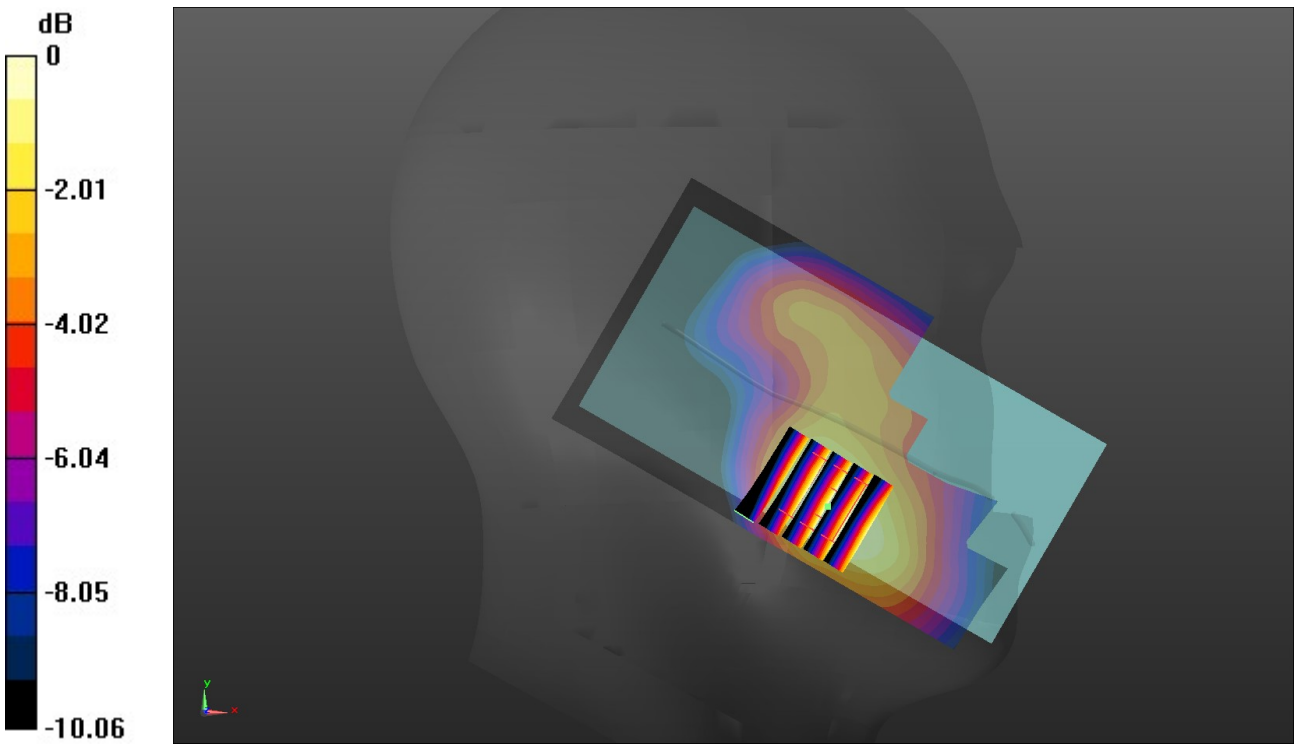

0 dB = 0.274 W/kg = -5.62 dBW/kg

Test Laboratory: Huatongwei International Inspection Co., Ltd.,SAR Lab Date: 8/1/2019

LTE Band 17-Head

Communication System: UID 0, Generic LTE-FDD (0); Frequency: 710 MHz;Duty Cycle: 1:1
Medium parameters used: f = 710 MHz; σ = 0.883 S/m; ε_r = 44.334; ρ = 1000 kg/m^3
Phantom section: Right Section
Ambient Temperature:22.1°C;Liquid Temperature:21.8°C;

DASY Configuration:

- Probe: EX3DV4 - SN7494; ConvF(10.74, 10.74, 10.74) @ 710 MHz; Calibrated: 3/25/2019
- Sensor-Surface: 1.4mm (Mechanical Surface Detection)
- Electronics: DAE4 Sn1549; Calibrated: 3/19/2019
- Phantom: Twin-SAM V8.0 ; Type: QD 000 P41 AA; Serial: 1974
- DASY52 52.10.2(1495); SEMCAD X 14.6.12(7450)

Right Cheek Touch/CH 23790/Area Scan (61x121x1): Interpolated grid: dx=1.500 mm, dy=1.500 mm
Maximum value of SAR (interpolated) = 0.0926 W/kg

Right Cheek Touch/CH 23790/Zoom Scan (5x5x7)/Cube 0: Measurement grid: dx=8mm, dy=8mm, dz=5mm
Reference Value = 3.774 V/m; Power Drift = 0.03 dB
Peak SAR (extrapolated) = 0.102 W/kg
SAR(1 g) = 0.075 W/kg; SAR(10 g) = 0.056 W/kg
Maximum value of SAR (measured) = 0.0914 W/kg



0 dB = 0.0914 W/kg = -10.39 dBW/kg

Test Laboratory: Huatongwei International Inspection Co., Ltd.,SAR Lab Date: 7/31/2019

GSM 850-Body

Communication System: UID 0, Generic GPRS(TDMA, GMSK, TN 0-1-2-3) (0); Frequency: 824.2 MHz;Duty Cycle: 1:2.00447

Medium parameters used: f = 825 MHz; σ = 0.93 S/m; ε_r = 42.974; ρ = 1000 kg/m^3
Phantom section: Flat Section
Ambient Temperature:22.0°C;Liquid Temperature:21.8°C;

DASY Configuration:

- Probe: EX3DV4 - SN7494; ConvF(10.41, 10.41, 10.41) @ 824.2 MHz; Calibrated: 3/25/2019
- Sensor-Surface: 1.4mm (Mechanical Surface Detection)
- Electronics: DAE4 Sn1549; Calibrated: 3/19/2019
- Phantom: Twin-SAM V8.0 ; Type: QD 000 P41 AA; Serial: 1974
- DASY52 52.10.2(1495); SEMCAD X 14.6.12(7450)

Rear/CH 128/Area Scan (71x121x1): Interpolated grid: dx=1.500 mm, dy=1.500 mm
Maximum value of SAR (interpolated) = 1.04 W/kg

Rear/CH 128/Zoom Scan (7x6x7)/Cube 0: Measurement grid: dx=8mm, dy=8mm, dz=5mm
Reference Value = 25.59 V/m; Power Drift = -0.11 dB
Peak SAR (extrapolated) = 0.732 W/kg
SAR(1 g) = 0.505 W/kg; SAR(10 g) = 0.364 W/kg
Maximum value of SAR (measured) = 0.646 W/kg

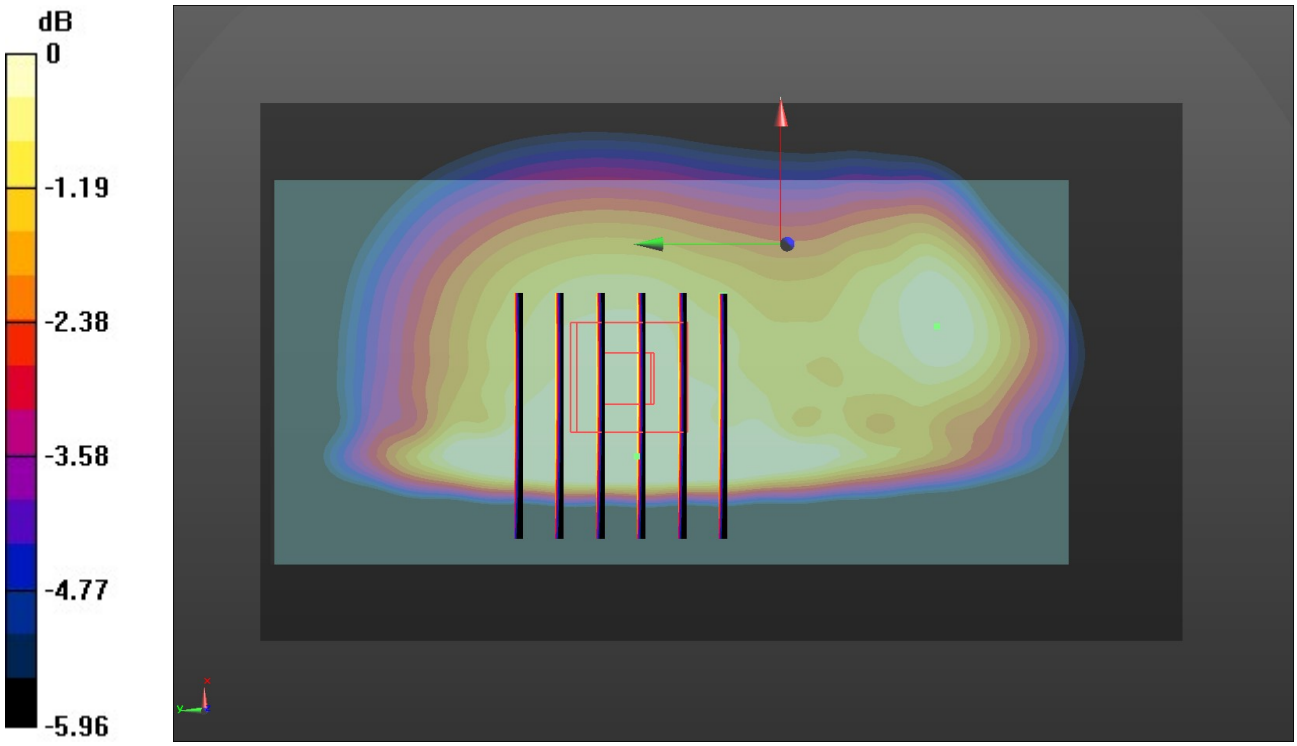

0 dB = 0.646 W/kg = -1.90 dBW/kg

Test Laboratory: Huatongwei International Inspection Co., Ltd.,SAR Lab Date: 7/30/2019

GSM 1900-Body

Communication System: UID 0, Generic GPRS(TDMA, GMSK, TN 0-1-2-3) (0); Frequency: 1909.8 MHz;Duty Cycle: 1:2.00447
Medium parameters used: f = 1910 MHz; σ = 1.469 S/m; ε_r = 41.648; ρ = 1000 kg/m^3
Phantom section: Flat Section
Ambient Temperature:22.0°C;Liquid Temperature:21.7°C;

DASY Configuration:

- Probe: EX3DV4 - SN7494; ConvF(8.57, 8.57, 8.57) @ 1909.8 MHz; Calibrated: 3/25/2019
- Sensor-Surface: 1.4mm (Mechanical Surface Detection)
- Electronics: DAE4 Sn1549; Calibrated: 3/19/2019
- Phantom: Twin-SAM V8.0 ; Type: QD 000 P41 AA; Serial: 1974
- DASY52 52.10.2(1495); SEMCAD X 14.6.12(7450)

Rear/CH 810/Area Scan (71x121x1): Interpolated grid: dx=1.500 mm, dy=1.500 mm
Maximum value of SAR (interpolated) = 0.604 W/kg

Rear/CH 810/Zoom Scan (5x5x7)/Cube 0: Measurement grid: dx=8mm, dy=8mm, dz=5mm
Reference Value = 15.26 V/m; Power Drift = 0.10 dB
Peak SAR (extrapolated) = 0.716 W/kg
SAR(1 g) = 0.409 W/kg; SAR(10 g) = 0.232 W/kg
Maximum value of SAR (measured) = 0.596 W/kg

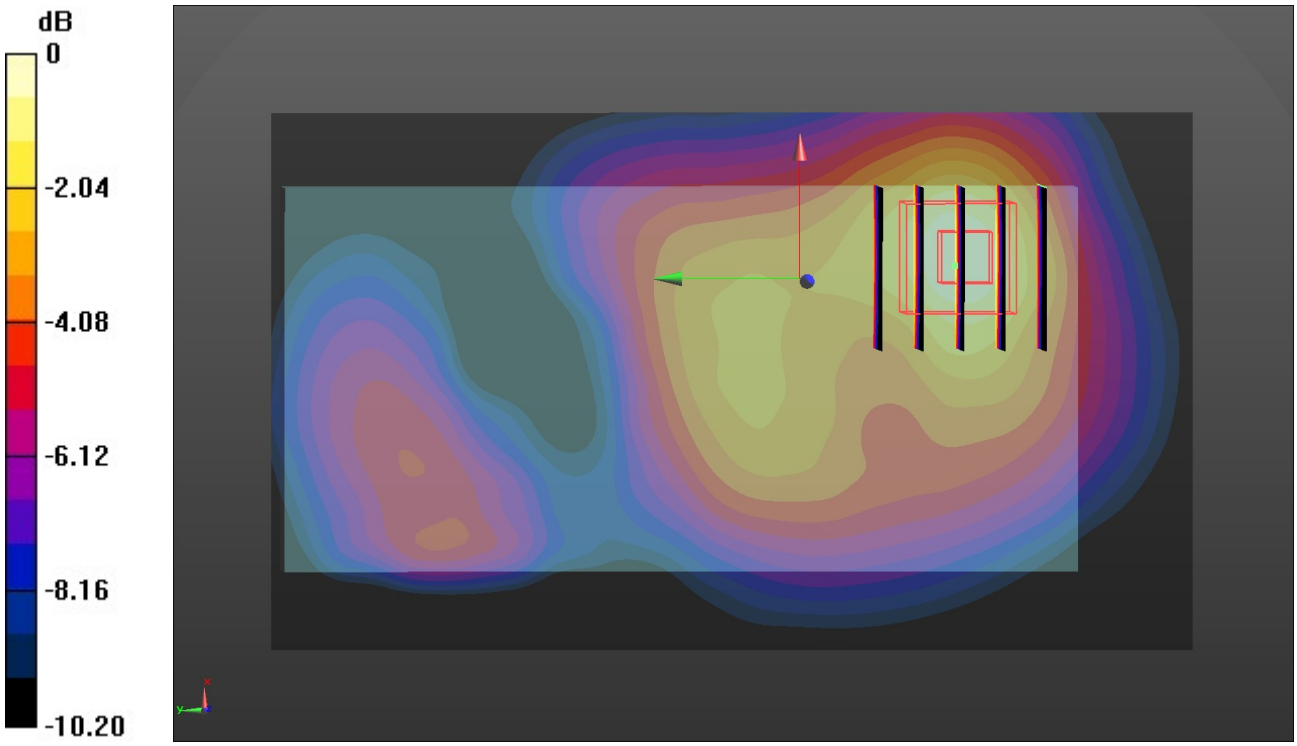

0 dB = 0.596 W/kg = -2.25 dBW/kg

Test Laboratory: Huatongwei International Inspection Co., Ltd.,SAR Lab Date: 7/30/2019

WCDMA Band II-Body

Communication System: UID 0, Generic UMTS (0); Frequency: 1880 MHz;Duty Cycle: 1:1
Medium parameters used: f = 1880 MHz; σ = 1.455 S/m; ε_r = 41.738; ρ = 1000 kg/m^3
Phantom section: Flat Section
Ambient Temperature:22.1°C;Liquid Temperature:22.9°C;

DASY Configuration:

- Probe: EX3DV4 - SN7494; ConvF(8.57, 8.57, 8.57) @ 1880 MHz; Calibrated: 3/25/2019
- Sensor-Surface: 1.4mm (Mechanical Surface Detection)
- Electronics: DAE4 Sn1549; Calibrated: 3/19/2019
- Phantom: Twin-SAM V8.0 ; Type: QD 000 P41 AA; Serial: 1974
- DASY52 52.10.2(1495); SEMCAD X 14.6.12(7450)

Rear/CH 9400/Area Scan (71x121x1): Interpolated grid: dx=1.500 mm, dy=1.500 mm
Maximum value of SAR (interpolated) = 0.730 W/kg

Rear/CH 9400/Zoom Scan (5x5x7)/Cube 0: Measurement grid: dx=8mm, dy=8mm, dz=5mm
Reference Value = 16.16 V/m; Power Drift = 0.07 dB
Peak SAR (extrapolated) = 0.877 W/kg
SAR(1 g) = 0.494 W/kg; SAR(10 g) = 0.279 W/kg
Maximum value of SAR (measured) = 0.725 W/kg

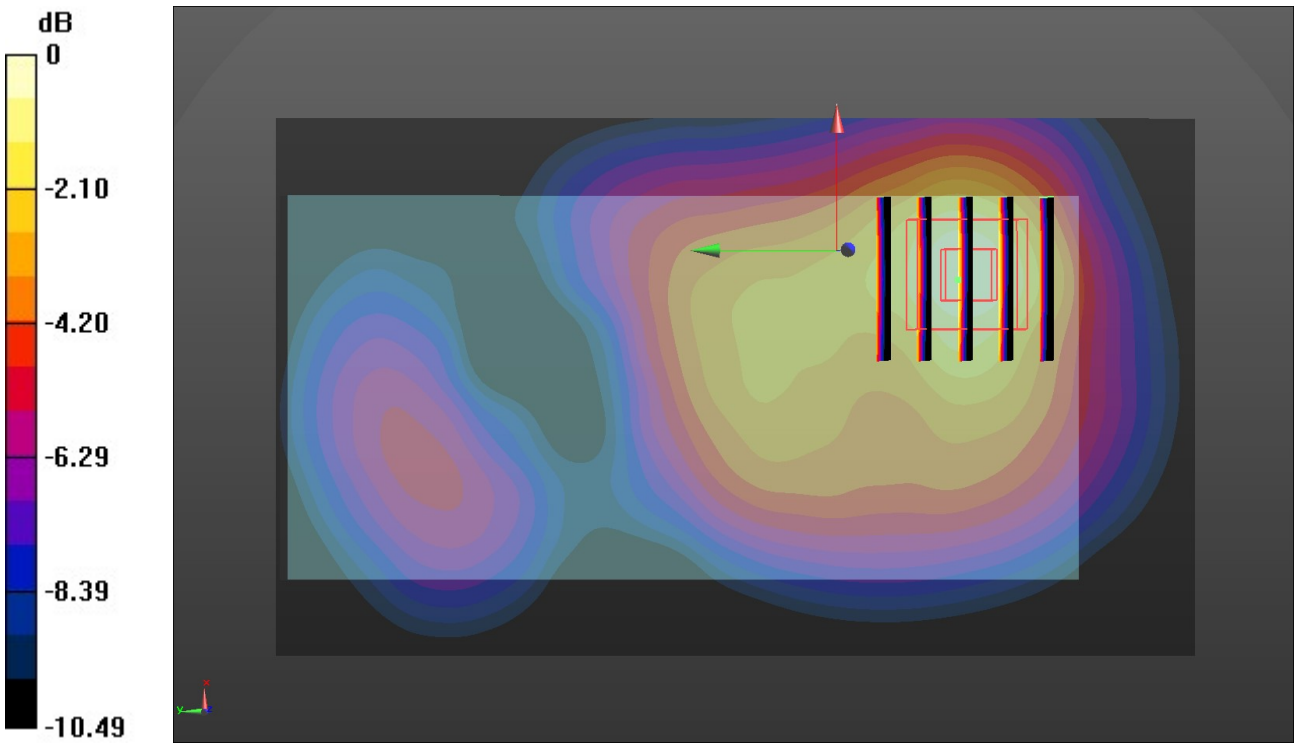

0 dB = 0.725 W/kg = -1.40 dBW/kg

Test Laboratory: Huatongwei International Inspection Co., Ltd.,SAR Lab Date: 7/31/2019

WCDMA Band V-Body

Communication System: UID 0, Generic UMTS (0); Frequency: 846.6 MHz;Duty Cycle: 1:1
Medium parameters used (interpolated): f = 846.6 MHz; σ = 0.938 S/m; ε_r = 42.885; ρ = 1000 kg/m^3
Phantom section: Flat Section
Ambient Temperature:22.2°C;Liquid Temperature:22.0°C;

DASY Configuration:

- Probe: EX3DV4 - SN7494; ConvF(10.41, 10.41, 10.41) @ 846.6 MHz; Calibrated: 3/25/2019
- Sensor-Surface: 1.4mm (Mechanical Surface Detection)
- Electronics: DAE4 Sn1549; Calibrated: 3/19/2019
- Phantom: Twin-SAM V8.0 ; Type: QD 000 P41 AA; Serial: 1974
- DASY52 52.10.2(1495); SEMCAD X 14.6.12(7450)

Rear/CH 4233/Area Scan (71x121x1): Interpolated grid: dx=1.500 mm, dy=1.500 mm

Info: Interpolated medium parameters used for SAR evaluation.
Maximum value of SAR (interpolated) = 0.512 W/kg

Rear/CH 4233/Zoom Scan (5x5x7)/Cube 0: Measurement grid: dx=8mm, dy=8mm, dz=5mm
Reference Value = 22.72 V/m; Power Drift = -0.12 dB
Peak SAR (extrapolated) = 0.620 W/kg
SAR(1 g) = 0.358 W/kg; SAR(10 g) = 0.230 W/kg

Info: Interpolated medium parameters used for SAR evaluation.
Maximum value of SAR (measured) = 0.502 W/kg

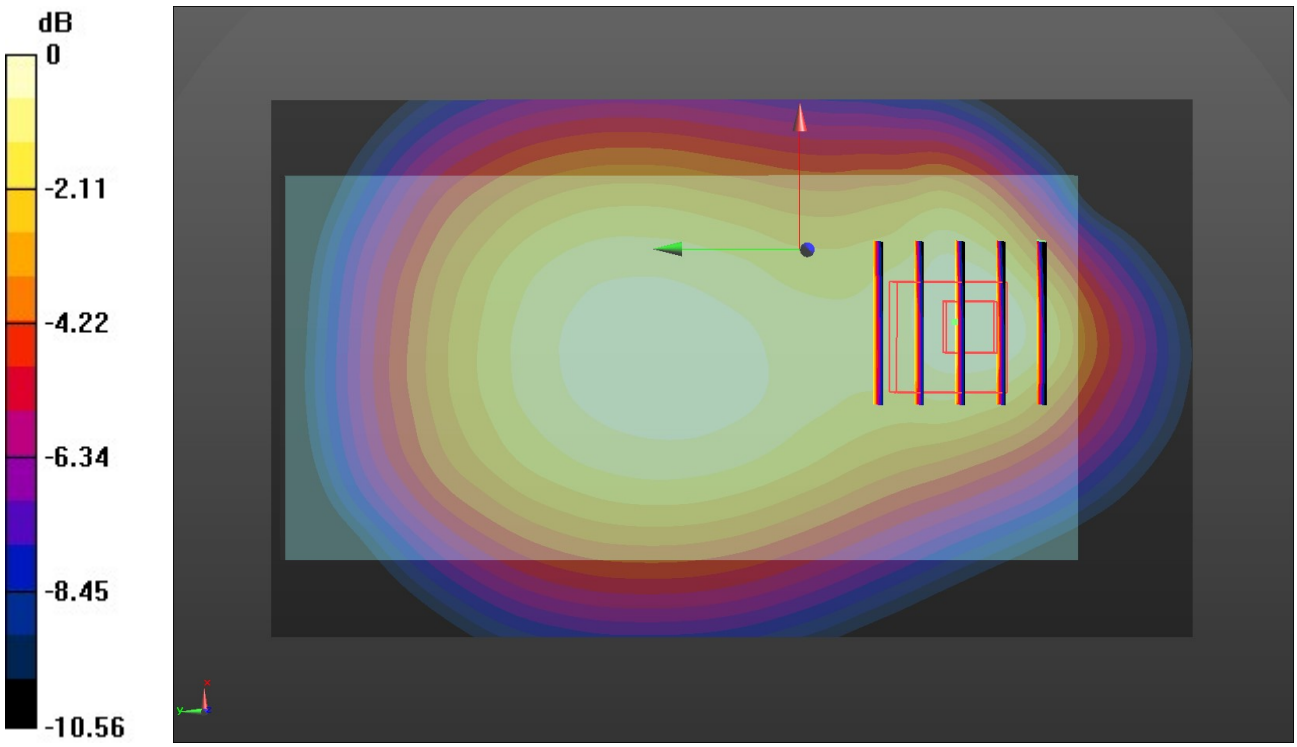

0 dB = 0.502 W/kg = -2.99 dBW/kg

Test Laboratory: Huatongwei International Inspection Co., Ltd.,SAR Lab Date: 7/30/2019

LTE Band 2-Body

Communication System: UID 0, Generic LTE-FDD (0); Frequency: 1880 MHz;Duty Cycle: 1:1
Medium parameters used: f = 1880 MHz; σ = 1.455 S/m; ε_r = 41.738; ρ = 1000 kg/m^3
Phantom section: Flat Section
Ambient Temperature:22.0°C;Liquid Temperature:21.8°C;

DASY Configuration:

- Probe: EX3DV4 - SN7494; ConvF(8.57, 8.57, 8.57) @ 1880 MHz; Calibrated: 3/25/2019
- Sensor-Surface: 1.4mm (Mechanical Surface Detection)
- Electronics: DAE4 Sn1549; Calibrated: 3/19/2019
- Phantom: Twin-SAM V8.0 ; Type: QD 000 P41 AA; Serial: 1974
- DASY52 52.10.2(1495); SEMCAD X 14.6.12(7450)

Rear/CH 18900/Area Scan (71x121x1): Interpolated grid: dx=1.500 mm, dy=1.500 mm
Maximum value of SAR (interpolated) = 0.693 W/kg

Rear/CH 18900/Zoom Scan (5x5x7)/Cube 0: Measurement grid: dx=8mm, dy=8mm, dz=5mm
Reference Value = 16.07 V/m; Power Drift = 0.18 dB
Peak SAR (extrapolated) = 0.860 W/kg
SAR(1 g) = 0.481 W/kg; SAR(10 g) = 0.269 W/kg
Maximum value of SAR (measured) = 0.714 W/kg

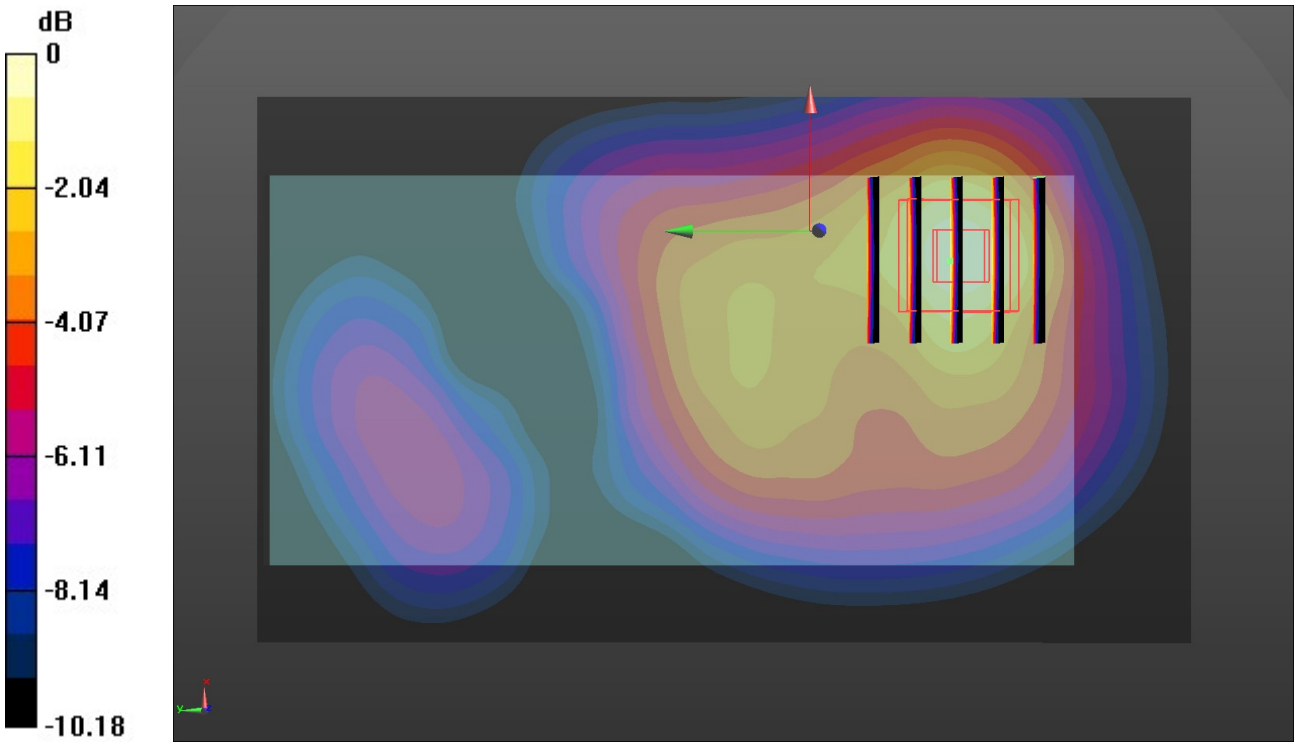

0 dB = 0.714 W/kg = -1.46 dBW/kg

Test Laboratory: Huatongwei International Inspection Co., Ltd.,SAR Lab Date: 8/1/2019

LTE Band 4-Body

Communication System: UID 0, Generic LTE-FDD (0); Frequency: 1732.5 MHz;Duty Cycle: 1:1
Medium parameters used (interpolated): f = 1732.5 MHz; σ = 1.363 S/m; ε_r = 41.972; ρ = 1000 kg/m^3
Phantom section: Flat Section
Ambient Temperature:22.2°C;Liquid Temperature:21.9°C;

DASY Configuration:

- Probe: EX3DV4 - SN7494; ConvF(8.91, 8.91, 8.91) @ 1732.5 MHz; Calibrated: 3/25/2019
- Sensor-Surface: 1.4mm (Mechanical Surface Detection)
- Electronics: DAE4 Sn1549; Calibrated: 3/19/2019
- Phantom: Twin-SAM V8.0 ; Type: QD 000 P41 AA; Serial: 1974
- DASY52 52.10.2(1495); SEMCAD X 14.6.12(7450)

Rear/CH 20175/Area Scan (71x121x1): Interpolated grid: dx=1.500 mm, dy=1.500 mm

Info: Interpolated medium parameters used for SAR evaluation.
Maximum value of SAR (interpolated) = 0.515 W/kg

Rear/CH 20175/Zoom Scan (5x5x7)/Cube 0: Measurement grid: dx=8mm, dy=8mm, dz=5mm
Reference Value = 13.84 V/m; Power Drift = -0.07 dB
Peak SAR (extrapolated) = 0.584 W/kg
SAR(1 g) = 0.331 W/kg; SAR(10 g) = 0.198 W/kg

Info: Interpolated medium parameters used for SAR evaluation.
Maximum value of SAR (measured) = 0.474 W/kg

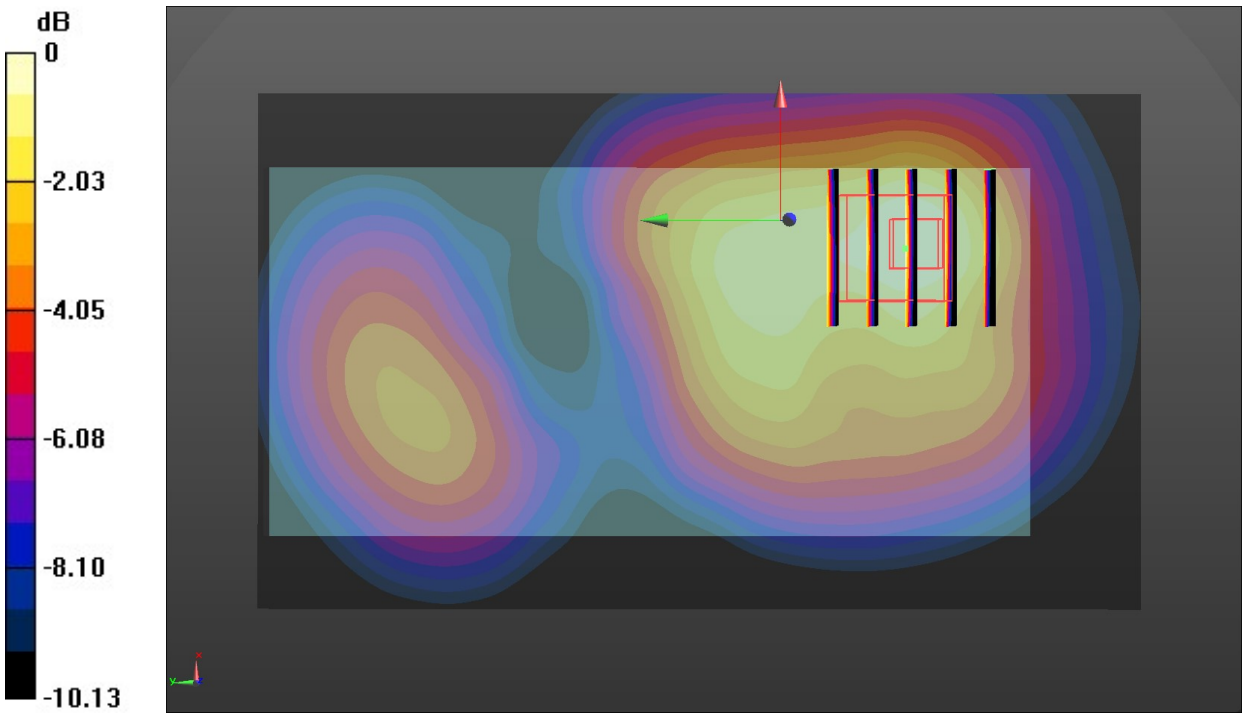

0 dB = 0.474 W/kg = -3.24 dBW/kg

Test Laboratory: Huatongwei International Inspection Co., Ltd.,SAR Lab Date: 8/1/2019

LTE Band 17-Body

Communication System: UID 0, Generic LTE-FDD (0); Frequency: 710 MHz;Duty Cycle: 1:1
Medium parameters used: f = 710 MHz; σ = 0.883 S/m; ε_r = 44.334; ρ = 1000 kg/m^3
Phantom section: Flat Section
Ambient Temperature:22.1°C;Liquid Temperature:21.9°C;

DASY Configuration:

- Probe: EX3DV4 - SN7494; ConvF(10.74, 10.74, 10.74) @ 710 MHz; Calibrated: 3/25/2019
- Sensor-Surface: 1.4mm (Mechanical Surface Detection)
- Electronics: DAE4 Sn1549; Calibrated: 3/19/2019
- Phantom: Twin-SAM V8.0 ; Type: QD 000 P41 AA; Serial: 1974
- DASY52 52.10.2(1495); SEMCAD X 14.6.12(7450)

Rear/CH 23790/Area Scan (71x121x1): Interpolated grid: dx=1.500 mm, dy=1.500 mm
Maximum value of SAR (interpolated) = 0.294 W/kg

Rear/CH 23790/Zoom Scan (5x5x7)/Cube 0: Measurement grid: dx=8mm, dy=8mm, dz=5mm
Reference Value = 18.55 V/m; Power Drift = 0.01 dB
Peak SAR (extrapolated) = 0.326 W/kg
SAR(1 g) = 0.227 W/kg; SAR(10 g) = 0.162 W/kg
Maximum value of SAR (measured) = 0.290 W/kg

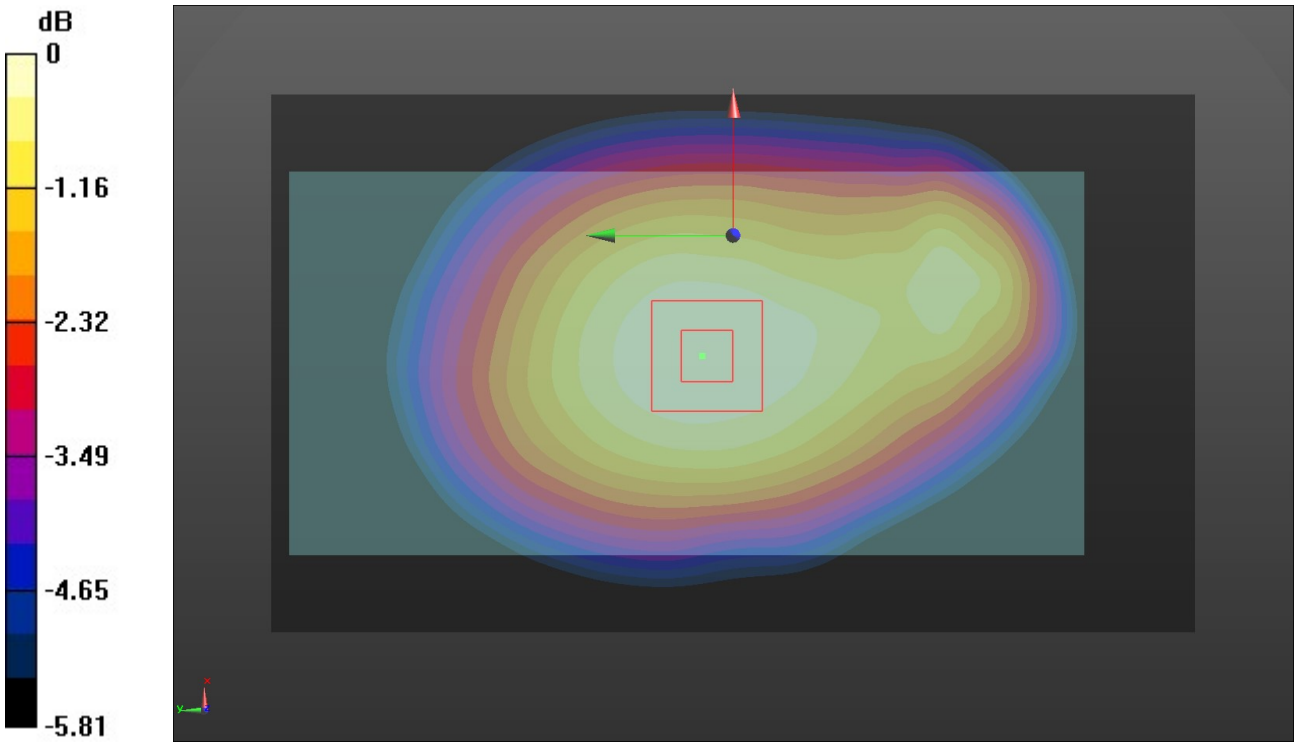

0 dB = 0.290 W/kg = -5.38 dBW/kg