Photo Report on Test Setups

In Cable Control and Protection Device Model IC-CPD

FCC ID: 2AT4E-ICCPDG2HIGH
IC: 25285-ICCPDG2HIGH

Report Reference: MDE_BEBRO_1501_FCC_Photo_Setups_rev01

Test Laboratory:
7layers GmbH
Borsigstrasse 11
40880 Ratingen
Germany

Deutsche Akkreditierungsstelle
D-PL-12140-01-00

Note:
The following test results relate only to the devices specified in this document. This report shall not be reproduced in parts without the written approval of the test laboratory.

Photo 1: Test setup for radiated measurements in semi anechoic chamber, front side view

Photo 2: Test setup for radiated measurements in semi anechoic chamber, side view



Photo 3: Test setup for radiated measurements 9 kHz – 30 MHz



Photo 4: Test setup for radiated measurements in semi anechoic chamber 30 MHz – 1 GHz



Photo 5: Test setup for radiated measurements in semi anechoic chamber 1 GHz – 18 GHz

Photo 6: Test setup for radiated measurements in fully anechoic chamber 1 GHz – 26 GHz

Photo 7: Test setup for radiated measurements in fully anechoic chamber above 26 GHz



Photo 8: Test setup for conducted measurements, AC Port (power line)

Revision History

Report version control			
Version	**Release date**	**Change Description**	**Version validity**
initial	2019-04-01	--	invalid
rev01	2019-07-26	Frontpage: FCC ID and IC changed by applicant	valid