Test Plot 1#: GSM 850_ Head Left Cheek _Middle

DUT: Mobile Phone; Type: alligator; Serial: 19090300420

Communication System: Generic GSM; Frequency: 836.6 MHz;Duty Cycle: 1:8
Medium parameters used: f = 836.6 MHz; σ = 0.891 S/m; ε_r = 40.85; ρ = 1000 kg/m^3
Phantom section: Left Section

DASY5 Configuration:

- Probe: EX3DV4 - SN7329; ConvF(10.01, 10.01, 10.01) @ 836.6 MHz; Calibrated: 2018/9/30
- Sensor-Surface: 1.4mm (Mechanical Surface Detection)
- Electronics: DAE4 Sn772; Calibrated: 2018/9/28
- Phantom: Twin SAM; Type: Twin SAM V5.0; Serial: 1412
- Measurement SW: DASY52, Version 52.10 (2); SEMCAD X Version 14.6.12 (7470)

Area Scan (111x61x1): Interpolated grid: dx=1.500 mm, dy=1.500 mm
Maximum value of SAR (interpolated) = 0.173 W/kg

Zoom Scan (6x6x7)/Cube 0: Measurement grid: dx=8mm, dy=8mm, dz=5mm
Reference Value = 4.234 V/m; Power Drift = -0.16 dB
Peak SAR (extrapolated) = 0.216 W/kg
SAR(1 g) = 0.168 W/kg; SAR(10 g) = 0.131 W/kg
Maximum value of SAR (measured) = 0.177 W/kg

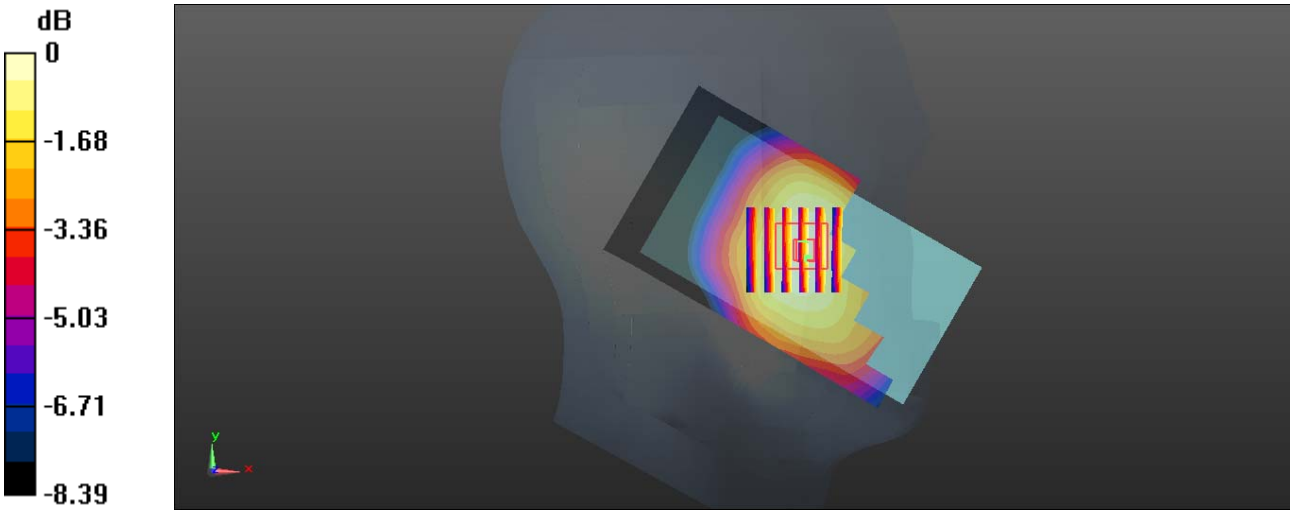

0 dB = 0.177 W/kg = -7.52 dBW/kg

Test Plot 2#: GSM 850_ Head Left Tilt _Middle

DUT: Mobile Phone; Type: alligator; Serial: 19090300420

Communication System: Generic GSM; Frequency: 836.6 MHz;Duty Cycle: 1:8
Medium parameters used: f = 836.6 MHz; σ = 0.891 S/m; ε_r = 40.85; ρ = 1000 kg/m^3
Phantom section: Left Section

DASY5 Configuration:

- Probe: EX3DV4 - SN7329; ConvF(10.01, 10.01, 10.01) @ 836.6 MHz; Calibrated: 2018/9/30
- Sensor-Surface: 1.4mm (Mechanical Surface Detection)
- Electronics: DAE4 Sn772; Calibrated: 2018/9/28
- Phantom: Twin SAM; Type: Twin SAM V5.0; Serial: 1412
- Measurement SW: DASY52, Version 52.10 (2); SEMCAD X Version 14.6.12 (7470)

Area Scan (111x61x1): Interpolated grid: dx=1.500 mm, dy=1.500 mm
Maximum value of SAR (interpolated) = 0.106 W/kg

Zoom Scan (5x5x7)/Cube 0: Measurement grid: dx=8mm, dy=8mm, dz=5mm
Reference Value = 7.613 V/m; Power Drift = -0.04 dB
Peak SAR (extrapolated) = 0.128 W/kg
SAR(1 g) = 0.102 W/kg; SAR(10 g) = 0.081 W/kg
Maximum value of SAR (measured) = 0.107 W/kg



0 dB = 0.107 W/kg = -9.71 dBW/kg

Test Plot 3#: GSM 850_ Head Right Cheek _Middle

DUT: Mobile Phone; Type: alligator; Serial: 19090300420

Communication System: Generic GSM; Frequency: 836.6 MHz;Duty Cycle: 1:8
Medium parameters used: f = 836.6 MHz; σ = 0.891 S/m; ε_r = 40.85; ρ = 1000 kg/m^3
Phantom section: Right Section

DASY5 Configuration:

- Probe: EX3DV4 - SN7329; ConvF(10.01, 10.01, 10.01) @ 836.6 MHz; Calibrated: 2018/9/30
- Sensor-Surface: 1.4mm (Mechanical Surface Detection)
- Electronics: DAE4 Sn772; Calibrated: 2018/9/28
- Phantom: Twin SAM; Type: Twin SAM V5.0; Serial: 1412
- Measurement SW: DASY52, Version 52.10 (2); SEMCAD X Version 14.6.12 (7470)

Area Scan (111x61x1): Interpolated grid: dx=1.500 mm, dy=1.500 mm
Maximum value of SAR (interpolated) = 0.168 W/kg

Zoom Scan (5x5x7)/Cube 0: Measurement grid: dx=8mm, dy=8mm, dz=5mm
Reference Value = 4.050 V/m; Power Drift = -0.03 dB
Peak SAR (extrapolated) = 0.210 W/kg
SAR(1 g) = 0.161 W/kg; SAR(10 g) = 0.126 W/kg
Maximum value of SAR (measured) = 0.170 W/kg



0 dB = 0.170 W/kg = -7.70 dBW/kg

Test Plot 4#: GSM 850_ Head Right Tilt _Middle

DUT: Mobile Phone; Type: alligator; Serial: 19090300420

Communication System: Generic GSM; Frequency: 836.6 MHz;Duty Cycle: 1:8
Medium parameters used: f = 836.6 MHz; σ = 0.891 S/m; ε_r = 40.85; ρ = 1000 kg/m^3
Phantom section: Right Section

DASY5 Configuration:

- Probe: EX3DV4 - SN7329; ConvF(10.01, 10.01, 10.01) @ 836.6 MHz; Calibrated: 2018/9/30
- Sensor-Surface: 1.4mm (Mechanical Surface Detection)
- Electronics: DAE4 Sn772; Calibrated: 2018/9/28
- Phantom: Twin SAM; Type: Twin SAM V5.0; Serial: 1412
- Measurement SW: DASY52, Version 52.10 (2); SEMCAD X Version 14.6.12 (7470)

Area Scan (111x61x1): Interpolated grid: dx=1.500 mm, dy=1.500 mm
Maximum value of SAR (interpolated) = 0.0943 W/kg

Zoom Scan (5x5x7)/Cube 0: Measurement grid: dx=8mm, dy=8mm, dz=5mm
Reference Value = 6.825 V/m; Power Drift = 0.12 dB
Peak SAR (extrapolated) = 0.110 W/kg
SAR(1 g) = 0.090 W/kg; SAR(10 g) = 0.073 W/kg
Maximum value of SAR (measured) = 0.0938 W/kg

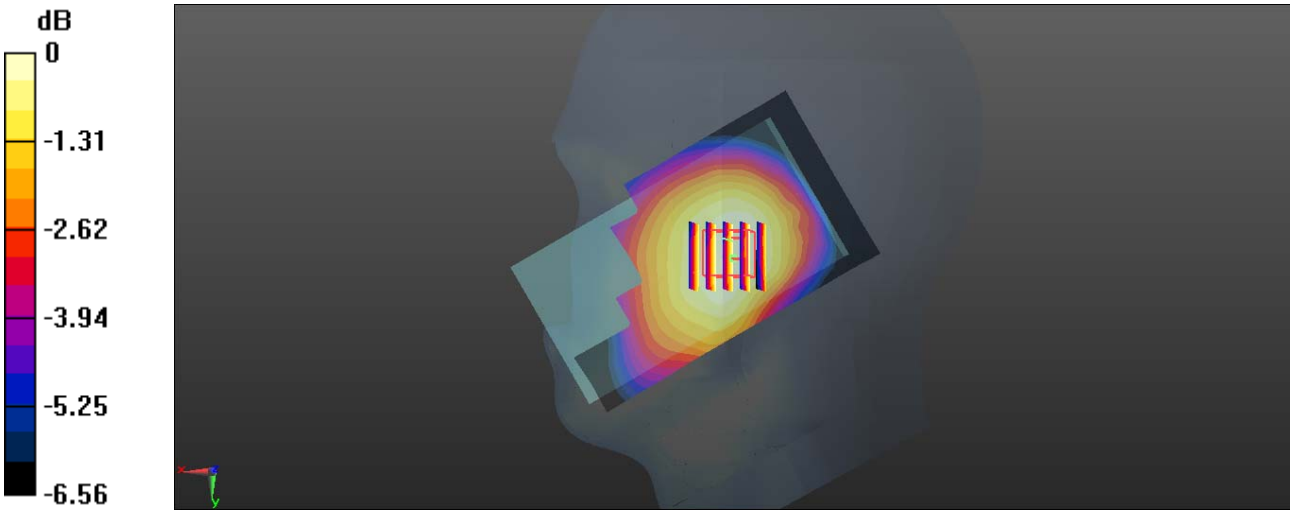

0 dB = 0.0938 W/kg = -10.28 dBW/kg

Test Plot 5#: GSM 850_ Body Worn Back _Middle

DUT: Mobile Phone; Type: alligator; Serial: 19090300420

Communication System: Generic GSM; Frequency: 836.6 MHz;Duty Cycle: 1:8
Medium parameters used: f = 836.6 MHz; σ = 0.891 S/m; ε_r = 40.85; ρ = 1000 kg/m^3
Phantom section: Flat Section

DASY5 Configuration:

- Probe: EX3DV4 - SN7329; ConvF(10.01, 10.01, 10.01) @ 836.6 MHz; Calibrated: 2018/9/30
- Sensor-Surface: 1.4mm (Mechanical Surface Detection)
- Electronics: DAE4 Sn772; Calibrated: 2018/9/28
- Phantom: Twin SAM; Type: Twin SAM V5.0; Serial: 1412
- Measurement SW: DASY52, Version 52.10 (2); SEMCAD X Version 14.6.12 (7470)

Area Scan (111x61x1): Interpolated grid: dx=1.500 mm, dy=1.500 mm
Maximum value of SAR (interpolated) = 0.421 W/kg

Zoom Scan (6x6x7)/Cube 0: Measurement grid: dx=8mm, dy=8mm, dz=5mm
Reference Value = 19.58 V/m; Power Drift = 0.09 dB
Peak SAR (extrapolated) = 0.553 W/kg
SAR(1 g) = 0.406 W/kg; SAR(10 g) = 0.299 W/kg
Maximum value of SAR (measured) = 0.426 W/kg

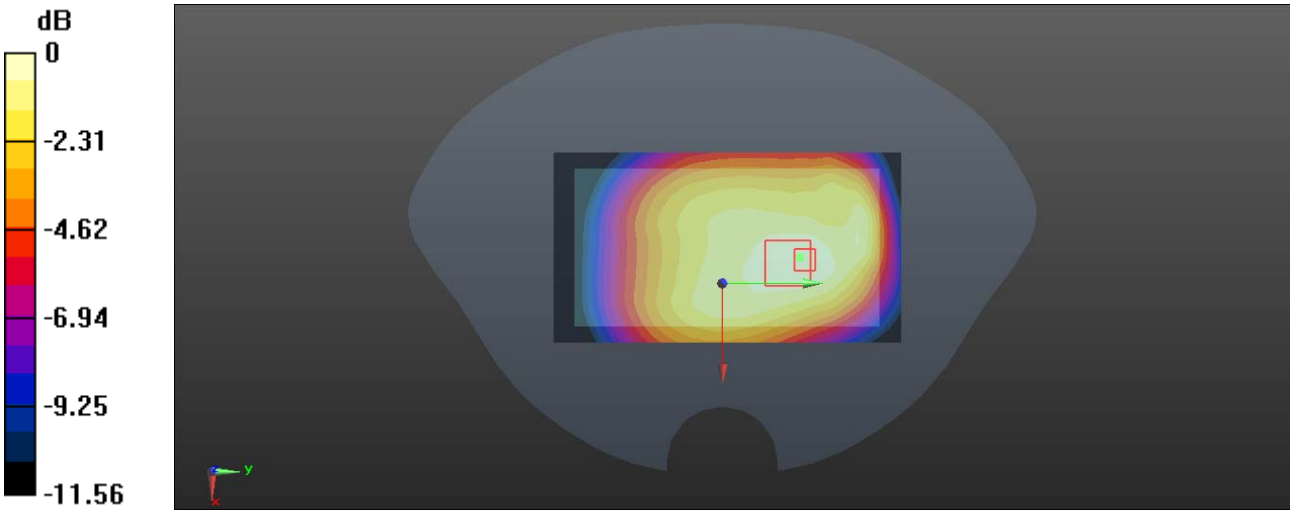

0 dB = 0.426 W/kg = -3.71 dBW/kg

Test Plot 6#: GSM 850_ Body Back _Middle

DUT: Mobile Phone; Type: alligator; Serial: 19090300420

Communication System: Generic GPRS-2 slots; Frequency: 836.6 MHz;Duty Cycle: 1:4
Medium parameters used: f = 836.6 MHz; σ = 0.891 S/m; ε_r = 40.85; ρ = 1000 kg/m^3
Phantom section: Flat Section

DASY5 Configuration:

- Probe: EX3DV4 - SN7329; ConvF(10.01, 10.01, 10.01) @ 836.6 MHz; Calibrated: 2018/9/30
- Sensor-Surface: 1.4mm (Mechanical Surface Detection)
- Electronics: DAE4 Sn772; Calibrated: 2018/9/28
- Phantom: Twin SAM; Type: Twin SAM V5.0; Serial: 1412
- Measurement SW: DASY52, Version 52.10 (2); SEMCAD X Version 14.6.12 (7470)

Area Scan (111x61x1): Interpolated grid: dx=1.500 mm, dy=1.500 mm
Maximum value of SAR (interpolated) = 0.739 W/kg

Zoom Scan (6x6x7)/Cube 0: Measurement grid: dx=8mm, dy=8mm, dz=5mm
Reference Value = 27.09 V/m; Power Drift = 0.08 dB
Peak SAR (extrapolated) = 0.955 W/kg
SAR(1 g) = 0.703 W/kg; SAR(10 g) = 0.522 W/kg
Maximum value of SAR (measured) = 0.744 W/kg

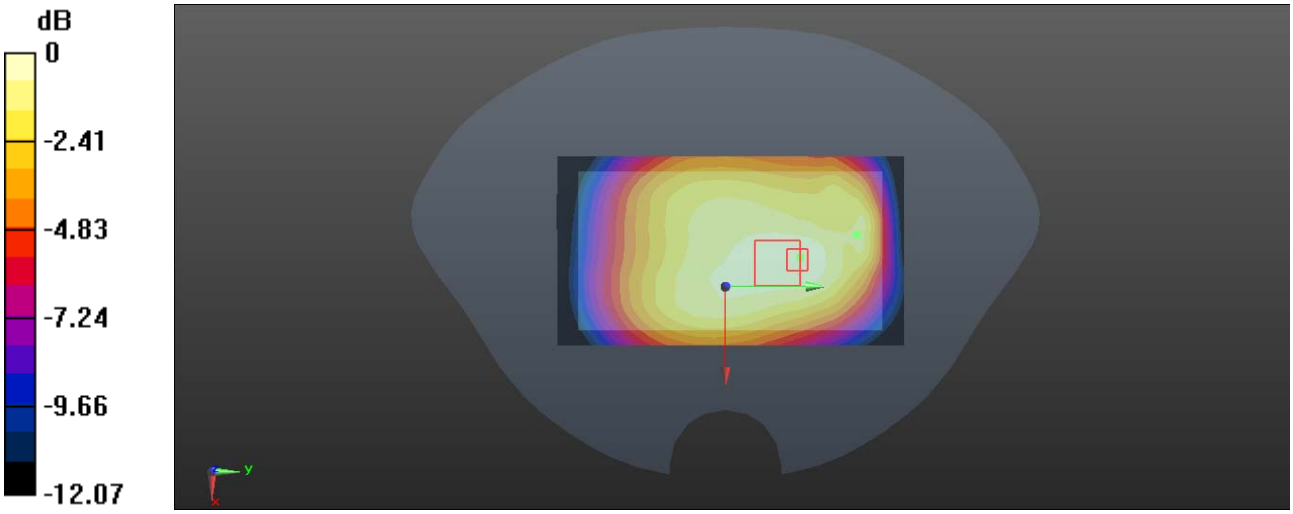

0 dB = 0.744 W/kg = -1.28 dBW/kg

Test Plot 7#: GSM 850_ Body Left _Middle

DUT: Mobile Phone; Type: alligator; Serial: 19090300420

Communication System: Generic GPRS-2 slots; Frequency: 836.6 MHz;Duty Cycle: 1:4
Medium parameters used: f = 836.6 MHz; σ = 0.891 S/m; ε_r = 40.85; ρ = 1000 kg/m^3
Phantom section: Flat Section

DASY5 Configuration:

- Probe: EX3DV4 - SN7329; ConvF(10.01, 10.01, 10.01) @ 836.6 MHz; Calibrated: 2018/9/30
- Sensor-Surface: 1.4mm (Mechanical Surface Detection)
- Electronics: DAE4 Sn772; Calibrated: 2018/9/28
- Phantom: Twin SAM; Type: Twin SAM V5.0; Serial: 1412
- Measurement SW: DASY52, Version 52.10 (2); SEMCAD X Version 14.6.12 (7470)

Area Scan (111x41x1): Interpolated grid: dx=1.500 mm, dy=1.500 mm
Maximum value of SAR (interpolated) = 0.368 W/kg

Zoom Scan (5x5x7)/Cube 0: Measurement grid: dx=8mm, dy=8mm, dz=5mm
Reference Value = 20.86 V/m; Power Drift = 0.05 dB
Peak SAR (extrapolated) = 0.531 W/kg
SAR(1 g) = 0.341 W/kg; SAR(10 g) = 0.224 W/kg
Maximum value of SAR (measured) = 0.368 W/kg

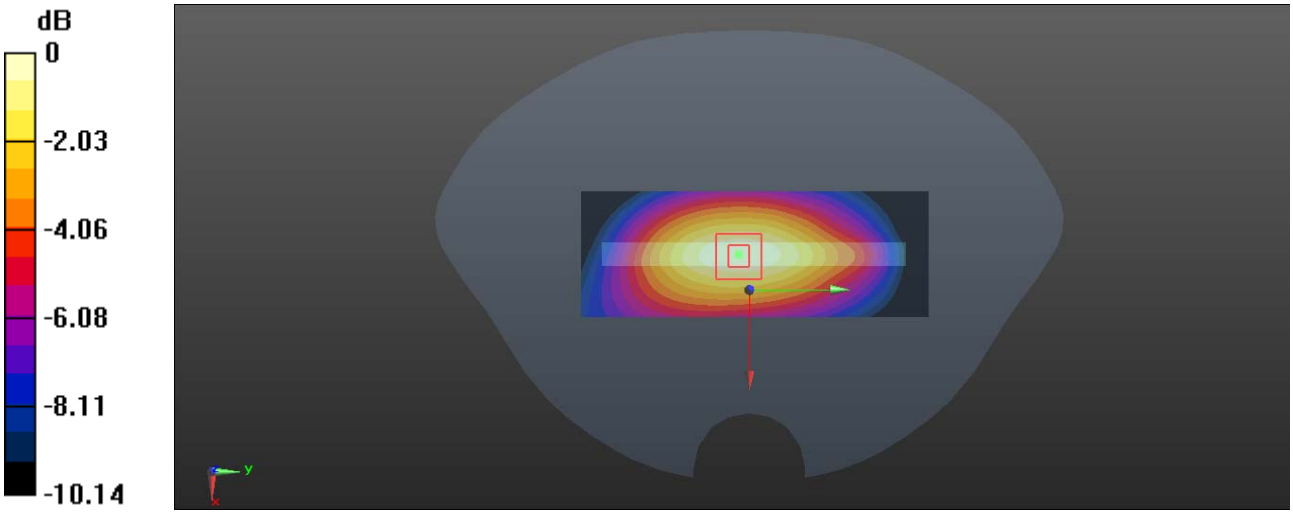

0 dB = 0.368 W/kg = -4.34 dBW/kg

Test Plot 8#: GSM 850_ Body Bottom _Middle

DUT: Mobile Phone; Type: alligator; Serial: 19090300420

Communication System: Generic GPRS-2 slots; Frequency: 836.6 MHz;Duty Cycle: 1:4
Medium parameters used: f = 836.6 MHz; σ = 0.891 S/m; ε_r = 40.85; ρ = 1000 kg/m^3
Phantom section: Flat Section

DASY5 Configuration:

- Probe: EX3DV4 - SN7329; ConvF(10.01, 10.01, 10.01) @ 836.6 MHz; Calibrated: 2018/9/30
- Sensor-Surface: 1.4mm (Mechanical Surface Detection)
- Electronics: DAE4 Sn772; Calibrated: 2018/9/28
- Phantom: Twin SAM; Type: Twin SAM V5.0; Serial: 1412
- Measurement SW: DASY52, Version 52.10 (2); SEMCAD X Version 14.6.12 (7470)

Area Scan (41x61x1): Interpolated grid: dx=1.500 mm, dy=1.500 mm
Maximum value of SAR (interpolated) = 0.252 W/kg

Zoom Scan (5x5x7)/Cube 0: Measurement grid: dx=8mm, dy=8mm, dz=5mm
Reference Value = 16.37 V/m; Power Drift = -0.14 dB
Peak SAR (extrapolated) = 0.457 W/kg
SAR(1 g) = 0.226 W/kg; SAR(10 g) = 0.133 W/kg
Maximum value of SAR (measured) = 0.246 W/kg

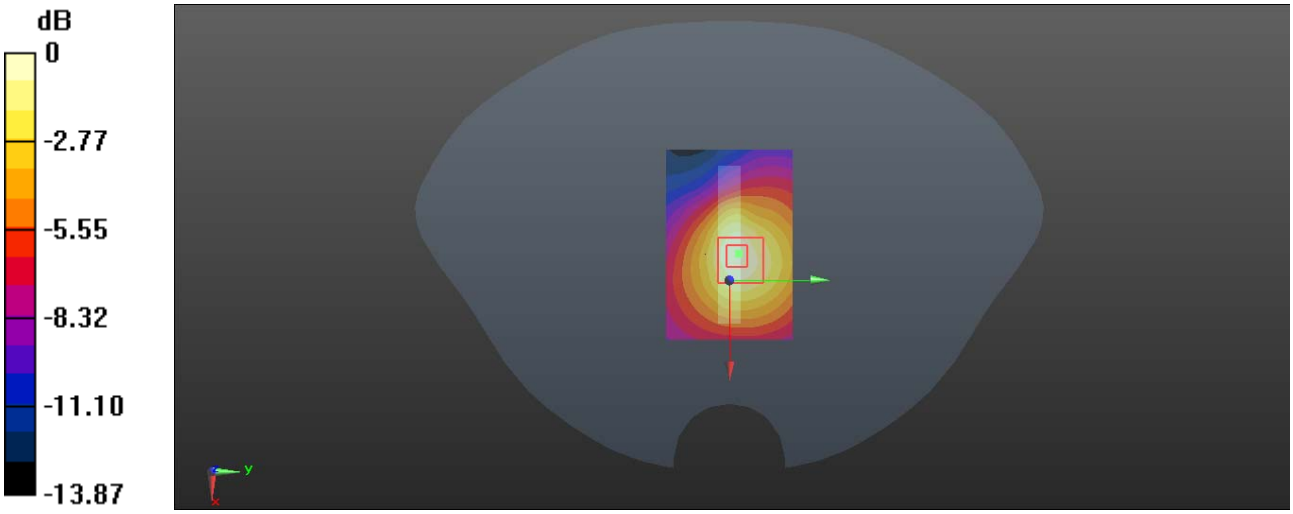

0 dB = 0.246 W/kg = -6.09 dBW/kg

Test Plot 9#: PCS 1900_ Head Left Cheek _Middle

DUT: Mobile Phone; Type: alligator; Serial: 19090300420

Communication System: Generic GSM; Frequency: 1880 MHz;Duty Cycle: 1:8
Medium parameters used: f = 1880 MHz; σ = 1.393 S/m; ε_r = 38.93; ρ = 1000 kg/m^3
Phantom section: Left Section

DASY5 Configuration:

- Probe: EX3DV4 - SN7329; ConvF(8.1, 8.1, 8.1) @ 1880 MHz; Calibrated: 2018/9/30
- Sensor-Surface: 1.4mm (Mechanical Surface Detection)
- Electronics: DAE4 Sn772; Calibrated: 2018/9/28
- Phantom: Twin SAM; Type: Twin SAM V5.0; Serial: 1412
- Measurement SW: DASY52, Version 52.10 (2); SEMCAD X Version 14.6.12 (7470)

Area Scan (111x61x1): Interpolated grid: dx=1.500 mm, dy=1.500 mm
Maximum value of SAR (interpolated) = 0.172 W/kg

Zoom Scan (5x5x7)/Cube 0: Measurement grid: dx=8mm, dy=8mm, dz=5mm
Reference Value = 2.900 V/m; Power Drift = 0.09 dB
Peak SAR (extrapolated) = 0.276 W/kg
SAR(1 g) = 0.159 W/kg; SAR(10 g) = 0.091 W/kg
Maximum value of SAR (measured) = 0.170 W/kg

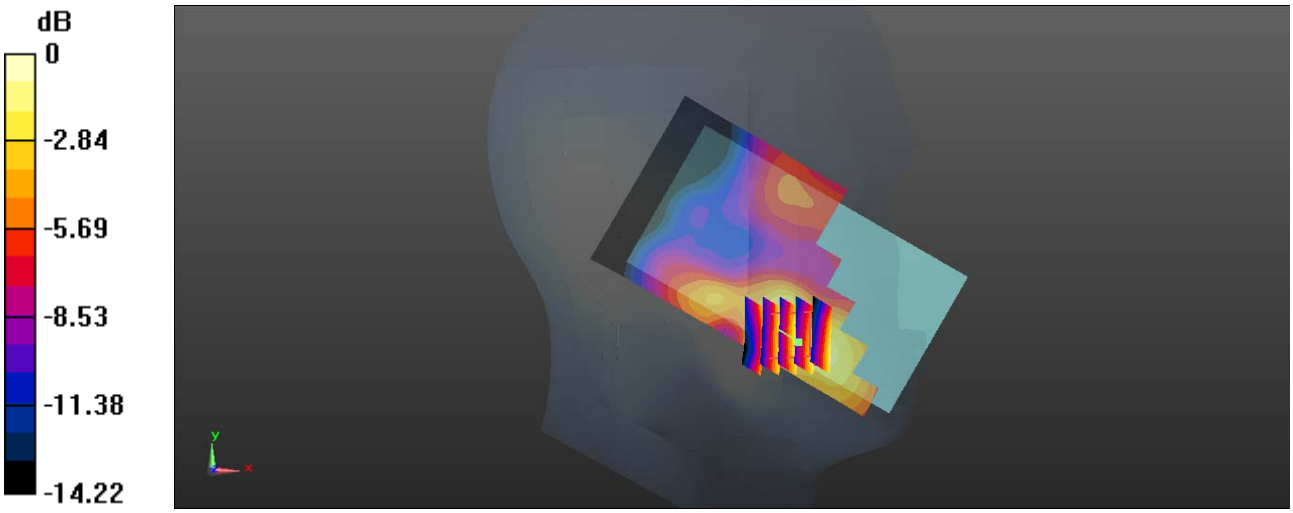

0 dB = 0.170 W/kg = -7.70 dBW/kg

Test Plot 10#: PCS 1900_ Head Left Tilt _Middle

DUT: Mobile Phone; Type: alligator; Serial: 19090300420

Communication System: Generic GSM; Frequency: 1880 MHz;Duty Cycle: 1:8
Medium parameters used: f = 1880 MHz; σ = 1.393 S/m; ε_r = 38.93; ρ = 1000 kg/m^3
Phantom section: Left Section

DASY5 Configuration:

- Probe: EX3DV4 - SN7329; ConvF(8.1, 8.1, 8.1) @ 1880 MHz; Calibrated: 2018/9/30
- Sensor-Surface: 1.4mm (Mechanical Surface Detection)
- Electronics: DAE4 Sn772; Calibrated: 2018/9/28
- Phantom: Twin SAM; Type: Twin SAM V5.0; Serial: 1412
- Measurement SW: DASY52, Version 52.10 (2); SEMCAD X Version 14.6.12 (7470)

Area Scan (111x61x1): Interpolated grid: dx=1.500 mm, dy=1.500 mm
Maximum value of SAR (interpolated) = 0.0402 W/kg

Zoom Scan (5x5x7)/Cube 0: Measurement grid: dx=8mm, dy=8mm, dz=5mm
Reference Value = 3.397 V/m; Power Drift = 0.11 dB
Peak SAR (extrapolated) = 0.0540 W/kg
SAR(1 g) = 0.036 W/kg; SAR(10 g) = 0.024 W/kg
Maximum value of SAR (measured) = 0.0385 W/kg



0 dB = 0.0385 W/kg = -14.15 dBW/kg

Test Plot 11#: PCS 1900_ Head Right Cheek _Middle

DUT: Mobile Phone; Type: alligator; Serial: 19090300420

Communication System: Generic GSM; Frequency: 1880 MHz;Duty Cycle: 1:8
Medium parameters used: f = 1880 MHz; σ = 1.393 S/m; ε_r = 38.93; ρ = 1000 kg/m^3
Phantom section: Right Section

DASY5 Configuration:

- Probe: EX3DV4 - SN7329; ConvF(8.1, 8.1, 8.1) @ 1880 MHz; Calibrated: 2018/9/30
- Sensor-Surface: 1.4mm (Mechanical Surface Detection)
- Electronics: DAE4 Sn772; Calibrated: 2018/9/28
- Phantom: Twin SAM; Type: Twin SAM V5.0; Serial: 1412
- Measurement SW: DASY52, Version 52.10 (2); SEMCAD X Version 14.6.12 (7470)

Area Scan (111x81x1): Interpolated grid: dx=1.500 mm, dy=1.500 mm
Maximum value of SAR (interpolated) = 0.0801 W/kg

Zoom Scan (5x5x7)/Cube 0: Measurement grid: dx=8mm, dy=8mm, dz=5mm
Reference Value = 2.188 V/m; Power Drift = -0.08 dB
Peak SAR (extrapolated) = 0.185 W/kg
SAR(1 g) = 0.084 W/kg; SAR(10 g) = 0.039 W/kg
Maximum value of SAR (measured) = 0.0979 W/kg

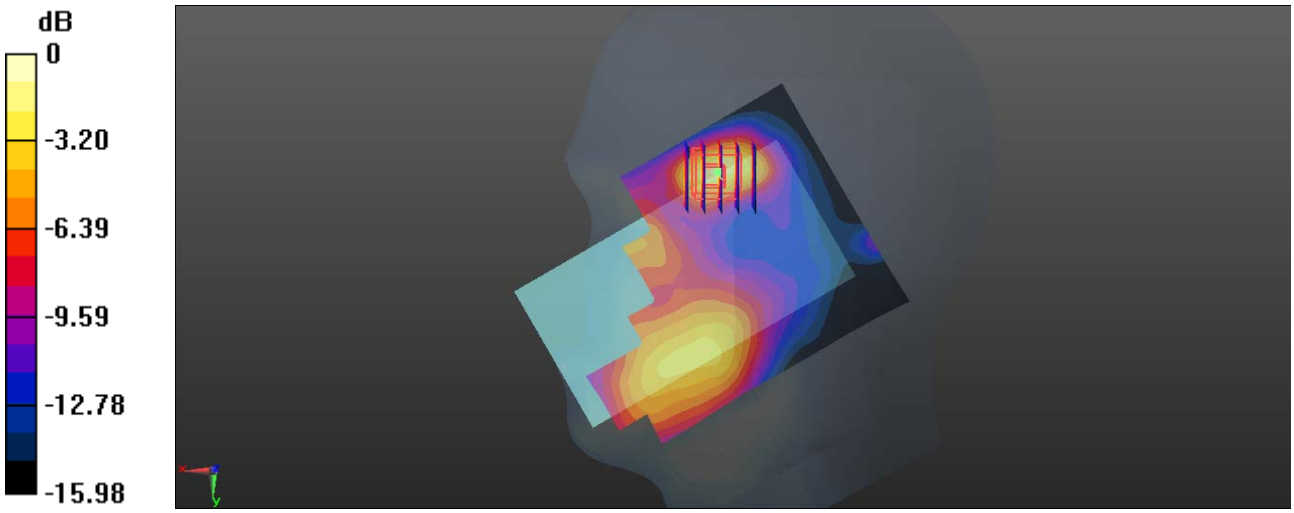

0 dB = 0.0979 W/kg = -10.09 dBW/kg

Test Plot 12#: PCS 1900_ Head Right Tilt _Middle

DUT: Mobile Phone; Type: alligator; Serial: 19090300420

Communication System: Generic GSM; Frequency: 1880 MHz;Duty Cycle: 1:8
Medium parameters used: f = 1880 MHz; σ = 1.393 S/m; ε_r = 38.93; ρ = 1000 kg/m^3
Phantom section: Right Section

DASY5 Configuration:

- Probe: EX3DV4 - SN7329; ConvF(8.1, 8.1, 8.1) @ 1880 MHz; Calibrated: 2018/9/30
- Sensor-Surface: 1.4mm (Mechanical Surface Detection)
- Electronics: DAE4 Sn772; Calibrated: 2018/9/28
- Phantom: Twin SAM; Type: Twin SAM V5.0; Serial: 1412
- Measurement SW: DASY52, Version 52.10 (2); SEMCAD X Version 14.6.12 (7470)

Area Scan (111x71x1): Interpolated grid: dx=1.500 mm, dy=1.500 mm
Maximum value of SAR (interpolated) = 0.0460 W/kg

Zoom Scan (5x5x7)/Cube 0: Measurement grid: dx=8mm, dy=8mm, dz=5mm
Reference Value = 3.647 V/m; Power Drift = -0.04 dB
Peak SAR (extrapolated) = 0.0690 W/kg
SAR(1 g) = 0.041 W/kg; SAR(10 g) = 0.023 W/kg
Maximum value of SAR (measured) = 0.0447 W/kg



0 dB = 0.0447 W/kg = -13.50 dBW/kg

Test Plot 13#: PCS 1900_ Body Worn Back _Middle

DUT: Mobile Phone; Type: alligator; Serial: 19090300420

Communication System: Generic GSM; Frequency: 1880 MHz;Duty Cycle: 1:8
Medium parameters used: f = 1880 MHz; σ = 1.393 S/m; ε_r = 38.93; ρ = 1000 kg/m^3
Phantom section: Flat Section

DASY5 Configuration:

- Probe: EX3DV4 - SN7329; ConvF(8.1, 8.1, 8.1) @ 1880 MHz; Calibrated: 2018/9/30
- Sensor-Surface: 1.4mm (Mechanical Surface Detection)
- Electronics: DAE4 Sn772; Calibrated: 2018/9/28
- Phantom: Twin SAM; Type: Twin SAM V5.0; Serial: 1412
- Measurement SW: DASY52, Version 52.10 (2); SEMCAD X Version 14.6.12 (7470)

Area Scan (111x61x1): Interpolated grid: dx=1.500 mm, dy=1.500 mm
Maximum value of SAR (interpolated) = 0.332 W/kg

Zoom Scan (5x5x7)/Cube 0: Measurement grid: dx=8mm, dy=8mm, dz=5mm
Reference Value = 4.375 V/m; Power Drift = 0.10 dB
Peak SAR (extrapolated) = 0.657 W/kg
SAR(1 g) = 0.312 W/kg; SAR(10 g) = 0.169 W/kg
Maximum value of SAR (measured) = 0.334 W/kg

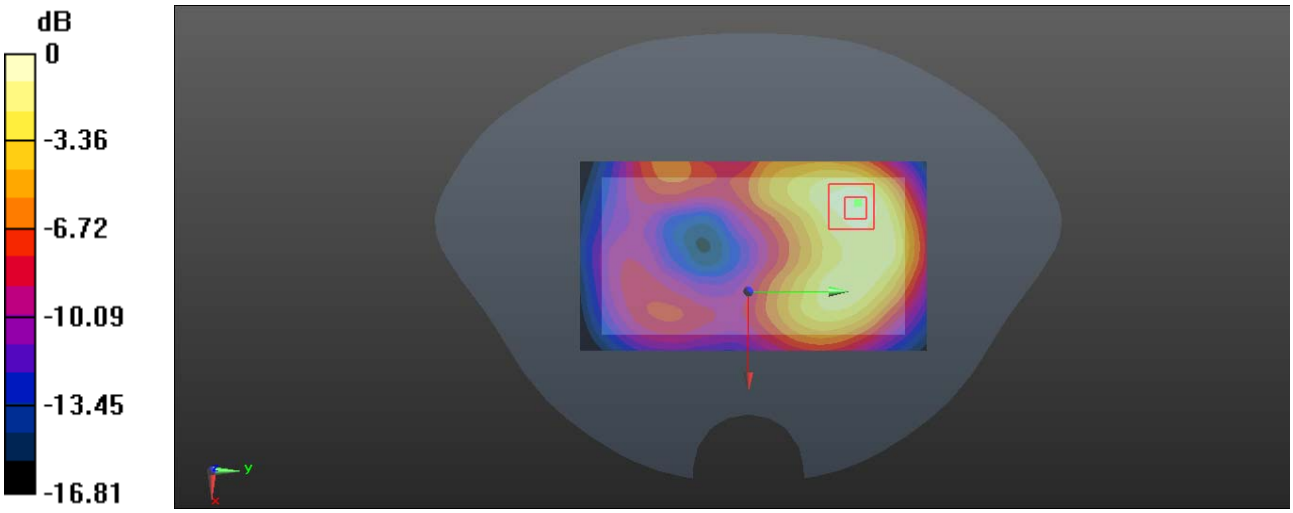

0 dB = 0.334 W/kg = -4.76 dBW/kg

Test Plot 14#: PCS 1900_ Body Back _Middle

DUT: Mobile Phone; Type: alligator; Serial: 19090300420

Communication System: Generic GPRS-2 slots; Frequency: 1880 MHz;Duty Cycle: 1:4
Medium parameters used: f = 1880 MHz; σ = 1.393 S/m; ε_r = 38.93; ρ = 1000 kg/m^3
Phantom section: Flat Section

DASY5 Configuration:

- Probe: EX3DV4 - SN7329; ConvF(8.1, 8.1, 8.1) @ 1880 MHz; Calibrated: 2018/9/30
- Sensor-Surface: 1.4mm (Mechanical Surface Detection)
- Electronics: DAE4 Sn772; Calibrated: 2018/9/28
- Phantom: Twin SAM; Type: Twin SAM V5.0; Serial: 1412
- Measurement SW: DASY52, Version 52.10 (2); SEMCAD X Version 14.6.12 (7470)

Area Scan (111x61x1): Interpolated grid: dx=1.500 mm, dy=1.500 mm
Maximum value of SAR (interpolated) = 0.446 W/kg

Zoom Scan (5x5x7)/Cube 0: Measurement grid: dx=8mm, dy=8mm, dz=5mm
Reference Value = 4.436 V/m; Power Drift = -0.03 dB
Peak SAR (extrapolated) = 0.875 W/kg
SAR(1 g) = 0.431 W/kg; SAR(10 g) = 0.236 W/kg
Maximum value of SAR (measured) = 0.462 W/kg

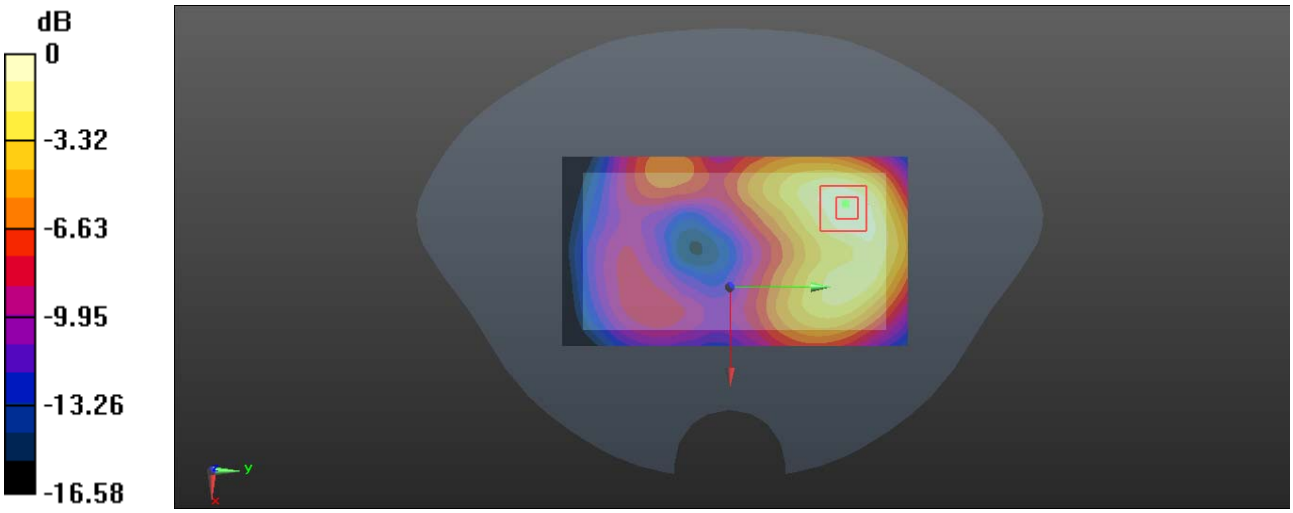

0 dB = 0.462 W/kg = -3.35 dBW/kg

Test Plot 15#: PCS 1900_ Body Left _Middle

DUT: Mobile Phone; Type: alligator; Serial: 19090300420

Communication System: Generic GPRS-2 slots; Frequency: 1880 MHz;Duty Cycle: 1:4
Medium parameters used: f = 1880 MHz; σ = 1.393 S/m; ε_r = 38.93; ρ = 1000 kg/m^3
Phantom section: Flat Section

DASY5 Configuration:

- Probe: EX3DV4 - SN7329; ConvF(8.1, 8.1, 8.1) @ 1880 MHz; Calibrated: 2018/9/30
- Sensor-Surface: 1.4mm (Mechanical Surface Detection)
- Electronics: DAE4 Sn772; Calibrated: 2018/9/28
- Phantom: Twin SAM; Type: Twin SAM V5.0; Serial: 1412
- Measurement SW: DASY52, Version 52.10 (2); SEMCAD X Version 14.6.12 (7470)

Area Scan (111x41x1): Interpolated grid: dx=1.500 mm, dy=1.500 mm
Maximum value of SAR (interpolated) = 0.249 W/kg

Zoom Scan (5x5x7)/Cube 0: Measurement grid: dx=8mm, dy=8mm, dz=5mm
Reference Value = 9.650 V/m; Power Drift = -0.14 dB
Peak SAR (extrapolated) = 0.389 W/kg
SAR(1 g) = 0.214 W/kg; SAR(10 g) = 0.117 W/kg
Maximum value of SAR (measured) = 0.238 W/kg

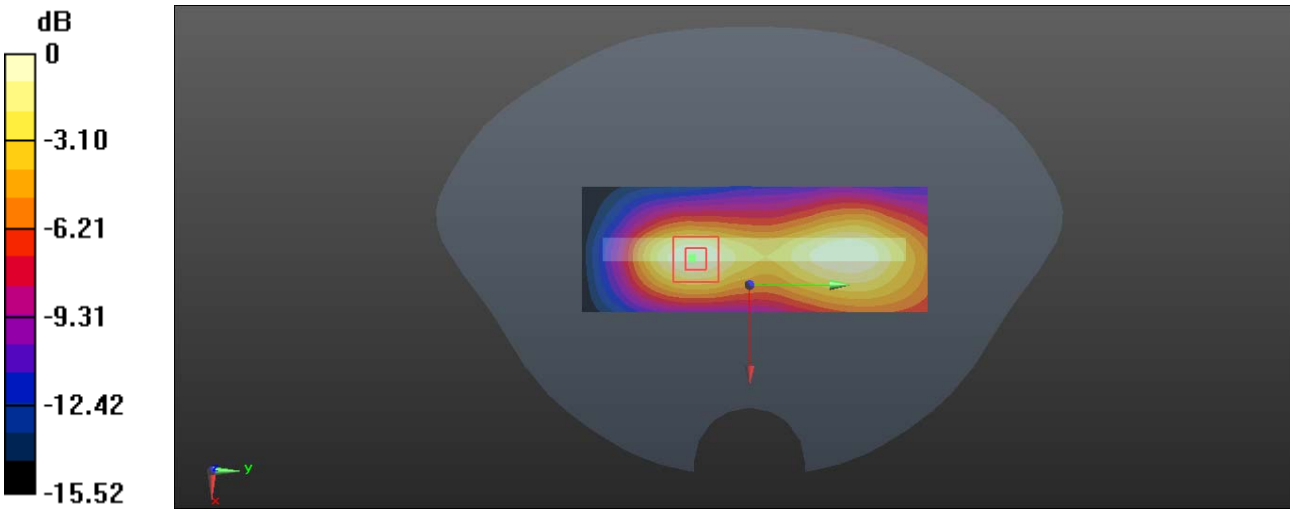

0 dB = 0.238 W/kg = -6.23 dBW/kg

Test Plot 16#: PCS 1900_ Body Bottom _Middle

DUT: Mobile Phone; Type: alligator; Serial: 19090300420

Communication System: Generic GPRS-2 slots; Frequency: 1880 MHz;Duty Cycle: 1:4
Medium parameters used: f = 1880 MHz; σ = 1.393 S/m; ε_r = 38.93; ρ = 1000 kg/m^3
Phantom section: Flat Section

DASY5 Configuration:

- Probe: EX3DV4 - SN7329; ConvF(8.1, 8.1, 8.1) @ 1880 MHz; Calibrated: 2018/9/30
- Sensor-Surface: 1.4mm (Mechanical Surface Detection)
- Electronics: DAE4 Sn772; Calibrated: 2018/9/28
- Phantom: Twin SAM; Type: Twin SAM V5.0; Serial: 1412
- Measurement SW: DASY52, Version 52.10 (2); SEMCAD X Version 14.6.12 (7470)

Area Scan (41x61x1): Interpolated grid: dx=1.500 mm, dy=1.500 mm
Maximum value of SAR (interpolated) = 0.483 W/kg

Zoom Scan (5x5x7)/Cube 0: Measurement grid: dx=8mm, dy=8mm, dz=5mm
Reference Value = 19.48 V/m; Power Drift = -0.01 dB
Peak SAR (extrapolated) = 0.844 W/kg
SAR(1 g) = 0.430 W/kg; SAR(10 g) = 0.223 W/kg
Maximum value of SAR (measured) = 0.481 W/kg

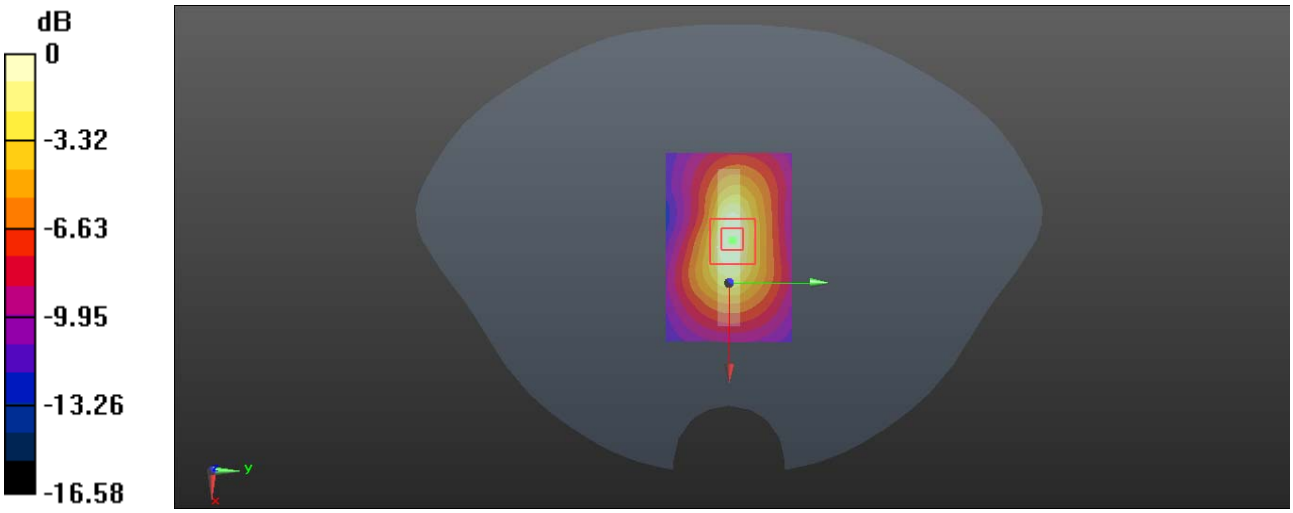

0 dB = 0.481 W/kg = -3.18 dBW/kg

Test Plot 17#: WCDMA Band 2_ Head Left Cheek _Middle

DUT: Mobile Phone; Type: alligator; Serial: 19090300420

Communication System: Generic WCDMA; Frequency: 1880 MHz;Duty Cycle: 1:1
Medium parameters used: f = 1880 MHz; σ = 1.393 S/m; ε_r = 38.93; ρ = 1000 kg/m^3
Phantom section: Left Section

DASY5 Configuration:

- Probe: EX3DV4 - SN7329; ConvF(8.1, 8.1, 8.1) @ 1880 MHz; Calibrated: 2018/9/30
- Sensor-Surface: 1.4mm (Mechanical Surface Detection)
- Electronics: DAE4 Sn772; Calibrated: 2018/9/28
- Phantom: Twin SAM; Type: Twin SAM V5.0; Serial: 1412
- Measurement SW: DASY52, Version 52.10 (2); SEMCAD X Version 14.6.12 (7470)

Area Scan (111x61x1): Interpolated grid: dx=1.500 mm, dy=1.500 mm
Maximum value of SAR (interpolated) = 0.337 W/kg

Zoom Scan (5x5x7)/Cube 0: Measurement grid: dx=8mm, dy=8mm, dz=5mm
Reference Value = 3.958 V/m; Power Drift = -0.10 dB
Peak SAR (extrapolated) = 0.528 W/kg
SAR(1 g) = 0.322 W/kg; SAR(10 g) = 0.192 W/kg
Maximum value of SAR (measured) = 0.340 W/kg

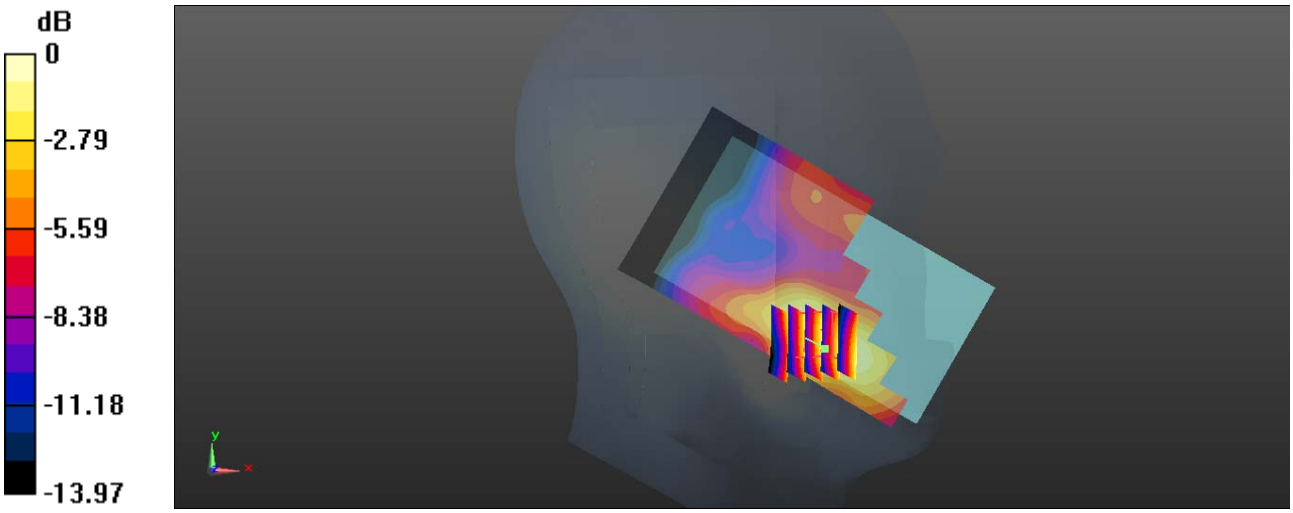

0 dB = 0.340 W/kg = -4.69 dBW/kg

Test Plot 18#: WCDMA Band 2_ Head Left Tilt _Middle

DUT: Mobile Phone; Type: alligator; Serial: 19090300420

Communication System: Generic WCDMA; Frequency: 1880 MHz;Duty Cycle: 1:1
Medium parameters used: f = 1880 MHz; σ = 1.393 S/m; ε_r = 38.93; ρ = 1000 kg/m^3
Phantom section: Left Section

DASY5 Configuration:

- Probe: EX3DV4 - SN7329; ConvF(8.1, 8.1, 8.1) @ 1880 MHz; Calibrated: 2018/9/30
- Sensor-Surface: 1.4mm (Mechanical Surface Detection)
- Electronics: DAE4 Sn772; Calibrated: 2018/9/28
- Phantom: Twin SAM; Type: Twin SAM V5.0; Serial: 1412
- Measurement SW: DASY52, Version 52.10 (2); SEMCAD X Version 14.6.12 (7470)

Area Scan (111x61x1): Interpolated grid: dx=1.500 mm, dy=1.500 mm
Maximum value of SAR (interpolated) = 0.115 W/kg

Zoom Scan (6x6x7)/Cube 0: Measurement grid: dx=8mm, dy=8mm, dz=5mm
Reference Value = 6.191 V/m; Power Drift = 0.16 dB
Peak SAR (extrapolated) = 0.149 W/kg
SAR(1 g) = 0.102 W/kg; SAR(10 g) = 0.067 W/kg
Maximum value of SAR (measured) = 0.109 W/kg

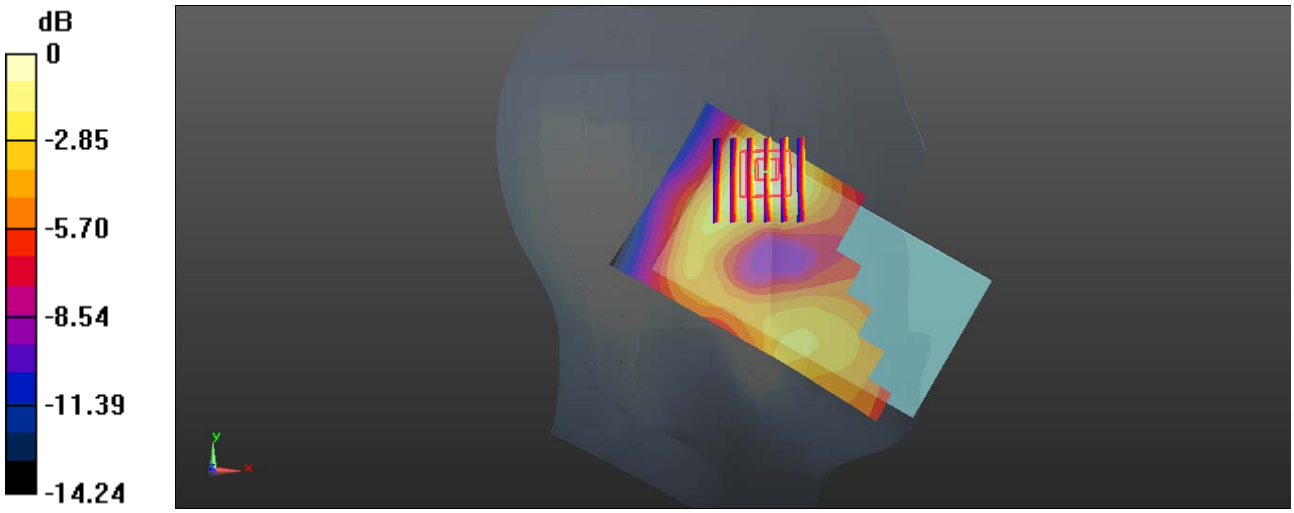

0 dB = 0.109 W/kg = -9.63 dBW/kg

Test Plot 19#: WCDMA Band 2_ Head Right Cheek _Middle

DUT: Mobile Phone; Type: alligator; Serial: 19090300420

Communication System: Generic WCDMA; Frequency: 1880 MHz;Duty Cycle: 1:1
Medium parameters used: f = 1880 MHz; σ = 1.393 S/m; ε_r = 38.93; ρ = 1000 kg/m^3
Phantom section: Right Section

DASY5 Configuration:

- Probe: EX3DV4 - SN7329; ConvF(8.1, 8.1, 8.1) @ 1880 MHz; Calibrated: 2018/9/30
- Sensor-Surface: 1.4mm (Mechanical Surface Detection)
- Electronics: DAE4 Sn772; Calibrated: 2018/9/28
- Phantom: Twin SAM; Type: Twin SAM V5.0; Serial: 1412
- Measurement SW: DASY52, Version 52.10 (2); SEMCAD X Version 14.6.12 (7470)

Area Scan (111x81x1): Interpolated grid: dx=1.500 mm, dy=1.500 mm
Maximum value of SAR (interpolated) = 0.137 W/kg

Zoom Scan (5x5x7)/Cube 0: Measurement grid: dx=8mm, dy=8mm, dz=5mm
Reference Value = 1.568 V/m; Power Drift = 0.05 dB
Peak SAR (extrapolated) = 0.284 W/kg
SAR(1 g) = 0.129 W/kg; SAR(10 g) = 0.061 W/kg
Maximum value of SAR (measured) = 0.141 W/kg



0 dB = 0.141 W/kg = -8.51 dBW/kg

Test Plot 20#: WCDMA Band 2_ Heatd Right Tilt _Middle

DUT: Mobile Phone; Type: alligator; Serial: 19090300420

Communication System: Generic WCDMA; Frequency: 1880 MHz;Duty Cycle: 1:1
Medium parameters used: f = 1880 MHz; σ = 1.393 S/m; ε_r = 38.93; ρ = 1000 kg/m^3
Phantom section: Right Section

DASY5 Configuration:

- Probe: EX3DV4 - SN7329; ConvF(8.1, 8.1, 8.1) @ 1880 MHz; Calibrated: 2018/9/30
- Sensor-Surface: 1.4mm (Mechanical Surface Detection)
- Electronics: DAE4 Sn772; Calibrated: 2018/9/28
- Phantom: Twin SAM; Type: Twin SAM V5.0; Serial: 1412
- Measurement SW: DASY52, Version 52.10 (2); SEMCAD X Version 14.6.12 (7470)

Area Scan (111x71x1): Interpolated grid: dx=1.500 mm, dy=1.500 mm
Maximum value of SAR (interpolated) = 0.0301 W/kg

Zoom Scan (5x5x7)/Cube 0: Measurement grid: dx=8mm, dy=8mm, dz=5mm
Reference Value = 3.073 V/m; Power Drift = -0.02 dB
Peak SAR (extrapolated) = 0.0480 W/kg
SAR(1 g) = 0.029 W/kg; SAR(10 g) = 0.016 W/kg
Maximum value of SAR (measured) = 0.0314 W/kg

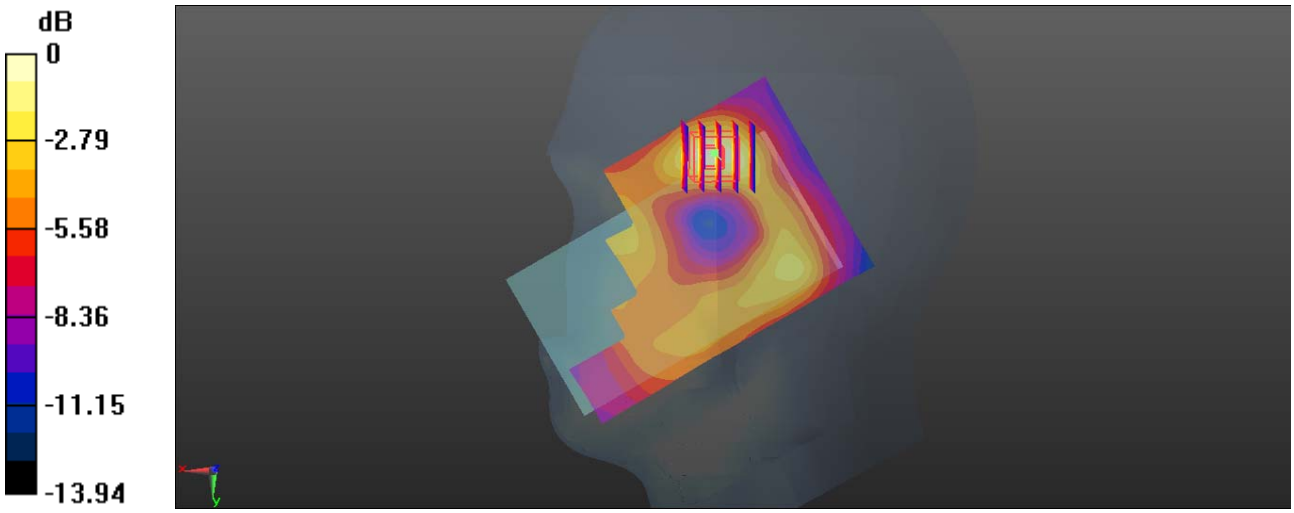

0 dB = 0.0314 W/kg = -15.03 dBW/kg

Test Plot 21#: WCDMA Band 2_ Body Back _Middle

DUT: Mobile Phone; Type: alligator; Serial: 19090300420

Communication System: Generic WCDMA; Frequency: 1880 MHz;Duty Cycle: 1:1
Medium parameters used: f = 1880 MHz; σ = 1.393 S/m; ε_r = 38.93; ρ = 1000 kg/m^3
Phantom section: Flat Section

DASY5 Configuration:

- Probe: EX3DV4 - SN7329; ConvF(8.1, 8.1, 8.1) @ 1880 MHz; Calibrated: 2018/9/30
- Sensor-Surface: 1.4mm (Mechanical Surface Detection)
- Electronics: DAE4 Sn772; Calibrated: 2018/9/28
- Phantom: Twin SAM; Type: Twin SAM V5.0; Serial: 1412
- Measurement SW: DASY52, Version 52.10 (2); SEMCAD X Version 14.6.12 (7470)

Area Scan (111x61x1): Interpolated grid: dx=1.500 mm, dy=1.500 mm
Maximum value of SAR (interpolated) = 0.620 W/kg

Zoom Scan (5x5x7)/Cube 0: Measurement grid: dx=8mm, dy=8mm, dz=5mm
Reference Value = 4.979 V/m; Power Drift = -0.03 dB
Peak SAR (extrapolated) = 1.19 W/kg
SAR(1 g) = 0.580 W/kg; SAR(10 g) = 0.315 W/kg
Maximum value of SAR (measured) = 0.606 W/kg

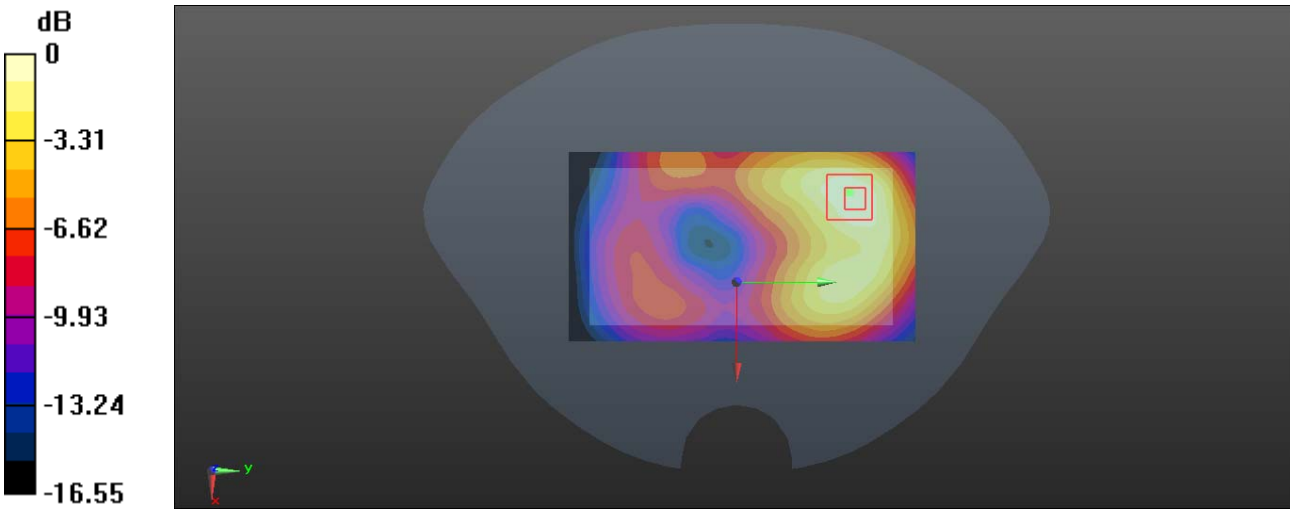

0 dB = 0.606 W/kg = -2.18 dBW/kg

Test Plot 22#: WCDMA Band 2_ Body Left _Middle

DUT: Mobile Phone; Type: alligator; Serial: 19090300420

Communication System: Generic WCDMA; Frequency: 1880 MHz;Duty Cycle: 1:1
Medium parameters used: f = 1880 MHz; σ = 1.393 S/m; ε_r = 38.93; ρ = 1000 kg/m^3
Phantom section: Flat Section

DASY5 Configuration:

- Probe: EX3DV4 - SN7329; ConvF(8.1, 8.1, 8.1) @ 1880 MHz; Calibrated: 2018/9/30
- Sensor-Surface: 1.4mm (Mechanical Surface Detection)
- Electronics: DAE4 Sn772; Calibrated: 2018/9/28
- Phantom: Twin SAM; Type: Twin SAM V5.0; Serial: 1412
- Measurement SW: DASY52, Version 52.10 (2); SEMCAD X Version 14.6.12 (7470)

Area Scan (111x41x1): Interpolated grid: dx=1.500 mm, dy=1.500 mm
Maximum value of SAR (interpolated) = 0.280 W/kg

Zoom Scan (5x5x7)/Cube 0: Measurement grid: dx=8mm, dy=8mm, dz=5mm
Reference Value = 11.54 V/m; Power Drift = 0.08 dB
Peak SAR (extrapolated) = 0.417 W/kg
SAR(1 g) = 0.248 W/kg; SAR(10 g) = 0.146 W/kg
Maximum value of SAR (measured) = 0.268 W/kg

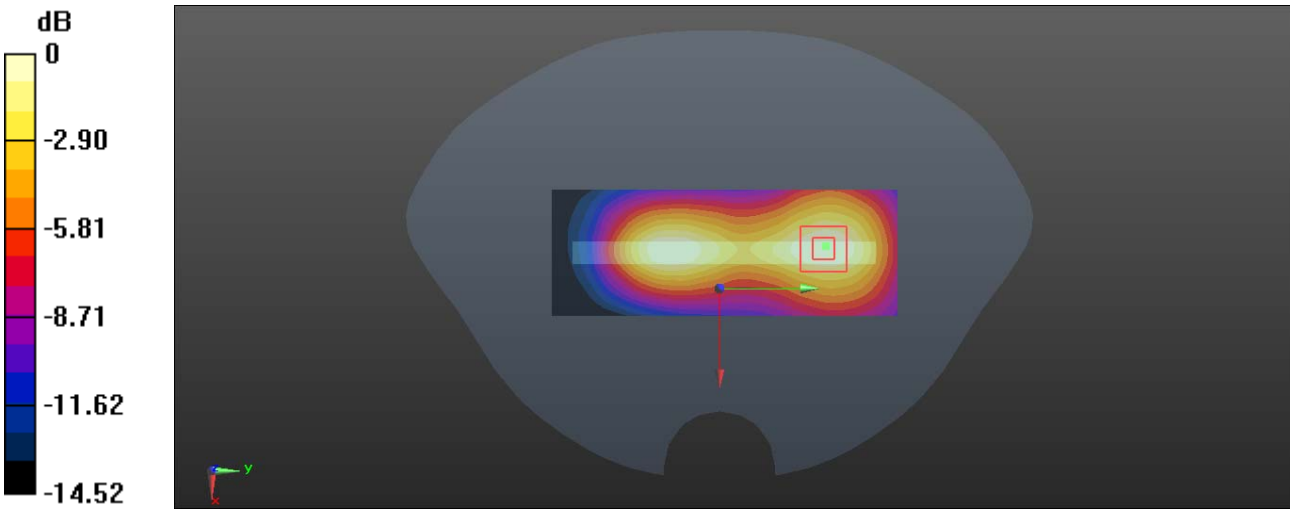

0 dB = 0.268 W/kg = -5.72 dBW/kg

Test Plot 23#: WCDMA Band 2_ Body Bottom _Middle

DUT: Mobile Phone; Type: alligator; Serial: 19090300420

Communication System: Generic WCDMA; Frequency: 1880 MHz;Duty Cycle: 1:1
Medium parameters used: f = 1880 MHz; σ = 1.393 S/m; ε_r = 38.93; ρ = 1000 kg/m^3
Phantom section: Flat Section

DASY5 Configuration:

- Probe: EX3DV4 - SN7329; ConvF(8.1, 8.1, 8.1) @ 1880 MHz; Calibrated: 2018/9/30
- Sensor-Surface: 1.4mm (Mechanical Surface Detection)
- Electronics: DAE4 Sn772; Calibrated: 2018/9/28
- Phantom: Twin SAM; Type: Twin SAM V5.0; Serial: 1412
- Measurement SW: DASY52, Version 52.10 (2); SEMCAD X Version 14.6.12 (7470)

Area Scan (41x61x1): Interpolated grid: dx=1.500 mm, dy=1.500 mm
Maximum value of SAR (interpolated) = 0.625 W/kg

Zoom Scan (5x5x7)/Cube 0: Measurement grid: dx=8mm, dy=8mm, dz=5mm
Reference Value = 21.68 V/m; Power Drift = 0.04 dB
Peak SAR (extrapolated) = 1.09 W/kg
SAR(1 g) = 0.562 W/kg; SAR(10 g) = 0.292 W/kg
Maximum value of SAR (measured) = 0.629 W/kg

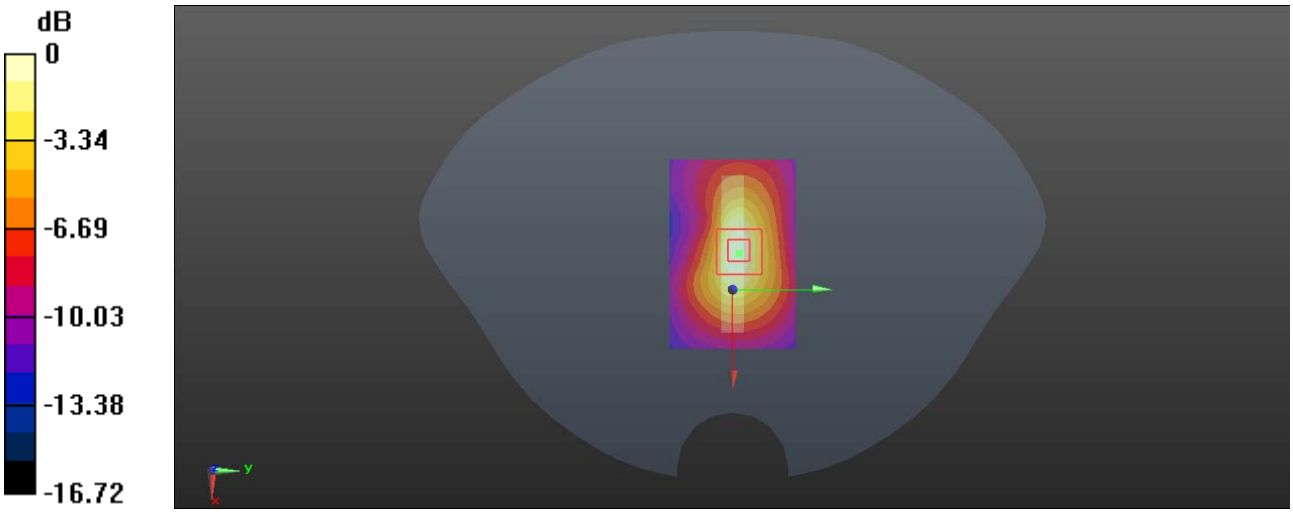

0 dB = 0.629 W/kg = -2.01 dBW/kg

Test Plot 24#: WCDMA Band 5_ Head Left Cheek _Middle

DUT: Mobile Phone; Type: alligator; Serial: 19090300420

Communication System: Generic WCDMA; Frequency: 836.6 MHz;Duty Cycle: 1:1
Medium parameters used: f = 836.6 MHz; σ = 0.891 S/m; ε_r = 40.85; ρ = 1000 kg/m^3
Phantom section: Left Section

DASY5 Configuration:

- Probe: EX3DV4 - SN7329; ConvF(10.01, 10.01, 10.01) @ 836.6 MHz; Calibrated: 2018/9/30
- Sensor-Surface: 1.4mm (Mechanical Surface Detection)
- Electronics: DAE4 Sn772; Calibrated: 2018/9/28
- Phantom: Twin SAM; Type: Twin SAM V5.0; Serial: 1412
- Measurement SW: DASY52, Version 52.10 (2); SEMCAD X Version 14.6.12 (7470)

Area Scan (111x61x1): Interpolated grid: dx=1.500 mm, dy=1.500 mm
Maximum value of SAR (interpolated) = 0.163 W/kg

Zoom Scan (5x6x7)/Cube 0: Measurement grid: dx=8mm, dy=8mm, dz=5mm
Reference Value = 3.381 V/m; Power Drift = -0.14 dB
Peak SAR (extrapolated) = 0.201 W/kg
SAR(1 g) = 0.157 W/kg; SAR(10 g) = 0.123 W/kg
Maximum value of SAR (measured) = 0.165 W/kg

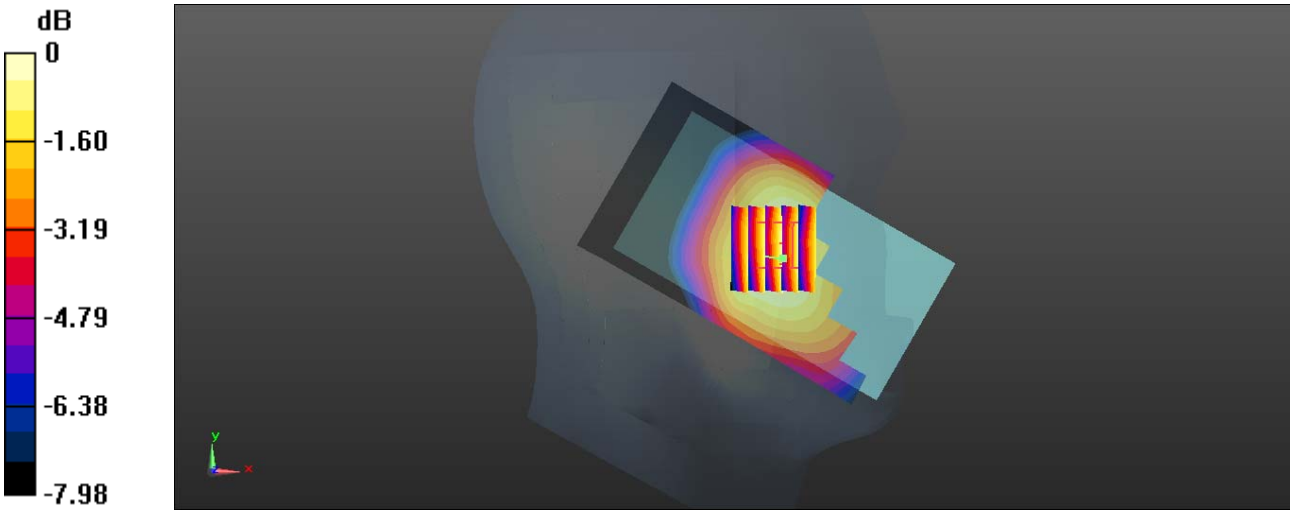

0 dB = 0.165 W/kg = -7.83 dBW/kg

Test Plot 25#: WCDMA Band 5_ Head Left Tilt _Middle

DUT: Mobile Phone; Type: alligator; Serial: 19090300420

Communication System: Generic WCDMA; Frequency: 836.6 MHz;Duty Cycle: 1:1
Medium parameters used: f = 836.6 MHz; σ = 0.891 S/m; ε_r = 40.85; ρ = 1000 kg/m^3
Phantom section: Left Section

DASY5 Configuration:

- Probe: EX3DV4 - SN7329; ConvF(10.01, 10.01, 10.01) @ 836.6 MHz; Calibrated: 2018/9/30
- Sensor-Surface: 1.4mm (Mechanical Surface Detection)
- Electronics: DAE4 Sn772; Calibrated: 2018/9/28
- Phantom: Twin SAM; Type: Twin SAM V5.0; Serial: 1412
- Measurement SW: DASY52, Version 52.10 (2); SEMCAD X Version 14.6.12 (7470)

Area Scan (111x61x1): Interpolated grid: dx=1.500 mm, dy=1.500 mm
Maximum value of SAR (interpolated) = 0.0861 W/kg

Zoom Scan (5x5x7)/Cube 0: Measurement grid: dx=8mm, dy=8mm, dz=5mm
Reference Value = 6.554 V/m; Power Drift = -0.05 dB
Peak SAR (extrapolated) = 0.102 W/kg
SAR(1 g) = 0.082 W/kg; SAR(10 g) = 0.066 W/kg
Maximum value of SAR (measured) = 0.0853 W/kg



0 dB = 0.0853 W/kg = -10.69 dBW/kg

Test Plot 26#: WCDMA Band 5_ Head Right Cheek _Middle

DUT: Mobile Phone; Type: alligator; Serial: 19090300420

Communication System: Generic WCDMA; Frequency: 836.6 MHz;Duty Cycle: 1:1
Medium parameters used: f = 836.6 MHz; σ = 0.891 S/m; ε_r = 40.85; ρ = 1000 kg/m^3
Phantom section: Right Section

DASY5 Configuration:

- Probe: EX3DV4 - SN7329; ConvF(10.01, 10.01, 10.01) @ 836.6 MHz; Calibrated: 2018/9/30
- Sensor-Surface: 1.4mm (Mechanical Surface Detection)
- Electronics: DAE4 Sn772; Calibrated: 2018/9/28
- Phantom: Twin SAM; Type: Twin SAM V5.0; Serial: 1412
- Measurement SW: DASY52, Version 52.10 (2); SEMCAD X Version 14.6.12 (7470)

Area Scan (111x61x1): Interpolated grid: dx=1.500 mm, dy=1.500 mm
Maximum value of SAR (interpolated) = 0.155 W/kg

Zoom Scan (5x5x7)/Cube 0: Measurement grid: dx=8mm, dy=8mm, dz=5mm
Reference Value = 2.740 V/m; Power Drift = -0.02 dB
Peak SAR (extrapolated) = 0.193 W/kg
SAR(1 g) = 0.148 W/kg; SAR(10 g) = 0.115 W/kg
Maximum value of SAR (measured) = 0.157 W/kg



0 dB = 0.157 W/kg = -8.04 dBW/kg

Test Plot 27#: WCDMA Band 5_ Head Right Tilt _Middle

DUT: Mobile Phone; Type: alligator; Serial: 19090300420

Communication System: Generic WCDMA; Frequency: 836.6 MHz;Duty Cycle: 1:1
Medium parameters used: f = 836.6 MHz; σ = 0.891 S/m; ε_r = 40.85; ρ = 1000 kg/m^3
Phantom section: Right Section

DASY5 Configuration:

- Probe: EX3DV4 - SN7329; ConvF(10.01, 10.01, 10.01) @ 836.6 MHz; Calibrated: 2018/9/30
- Sensor-Surface: 1.4mm (Mechanical Surface Detection)
- Electronics: DAE4 Sn772; Calibrated: 2018/9/28
- Phantom: Twin SAM; Type: Twin SAM V5.0; Serial: 1412
- Measurement SW: DASY52, Version 52.10 (2); SEMCAD X Version 14.6.12 (7470)

Area Scan (111x61x1): Interpolated grid: dx=1.500 mm, dy=1.500 mm
Maximum value of SAR (interpolated) = 0.0948 W/kg

Zoom Scan (5x5x7)/Cube 0: Measurement grid: dx=8mm, dy=8mm, dz=5mm
Reference Value = 6.318 V/m; Power Drift = 0.01 dB
Peak SAR (extrapolated) = 0.109 W/kg
SAR(1 g) = 0.090 W/kg; SAR(10 g) = 0.073 W/kg
Maximum value of SAR (measured) = 0.0933 W/kg

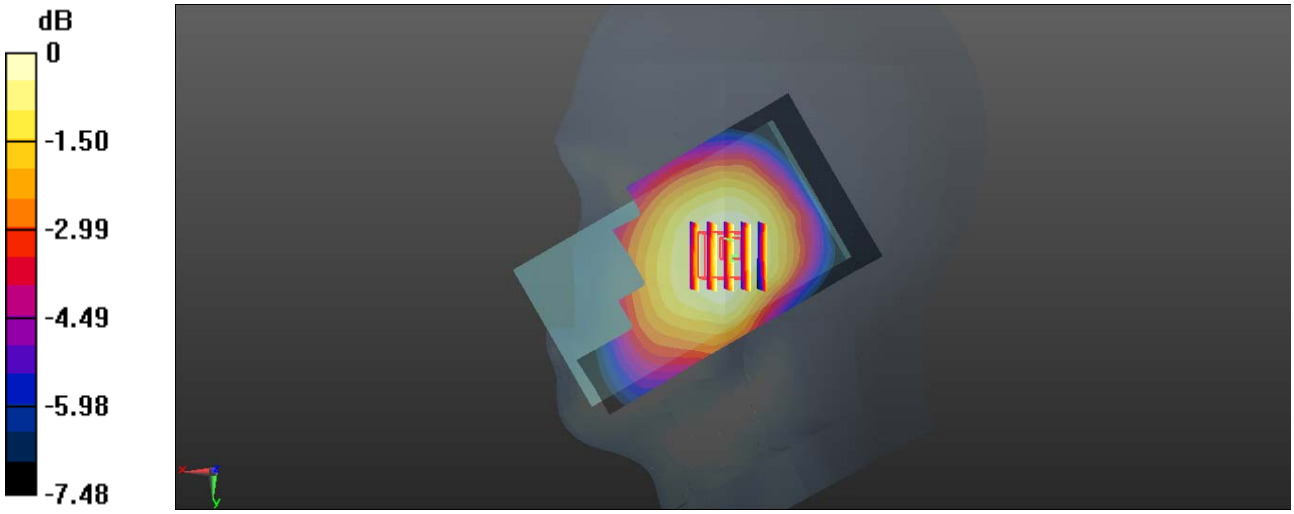

0 dB = 0.0933 W/kg = -10.30 dBW/kg

Test Plot 28#: WCDMA Band 5_ Body Back _Middle

DUT: Mobile Phone; Type: alligator; Serial: 19090300420

Communication System: Generic WCDMA; Frequency: 836.6 MHz;Duty Cycle: 1:1
Medium parameters used: f = 836.6 MHz; σ = 0.891 S/m; ε_r = 40.85; ρ = 1000 kg/m^3
Phantom section: Flat Section

DASY5 Configuration:

- Probe: EX3DV4 - SN7329; ConvF(10.01, 10.01, 10.01) @ 836.6 MHz; Calibrated: 2018/9/30
- Sensor-Surface: 1.4mm (Mechanical Surface Detection)
- Electronics: DAE4 Sn772; Calibrated: 2018/9/28
- Phantom: Twin SAM; Type: Twin SAM V5.0; Serial: 1412
- Measurement SW: DASY52, Version 52.10 (2); SEMCAD X Version 14.6.12 (7470)

Area Scan (111x61x1): Interpolated grid: dx=1.500 mm, dy=1.500 mm
Maximum value of SAR (interpolated) = 0.354 W/kg

Zoom Scan (6x6x7)/Cube 0: Measurement grid: dx=8mm, dy=8mm, dz=5mm
Reference Value = 18.38 V/m; Power Drift = -0.04 dB
Peak SAR (extrapolated) = 0.458 W/kg
SAR(1 g) = 0.338 W/kg; SAR(10 g) = 0.247 W/kg
Maximum value of SAR (measured) = 0.354 W/kg

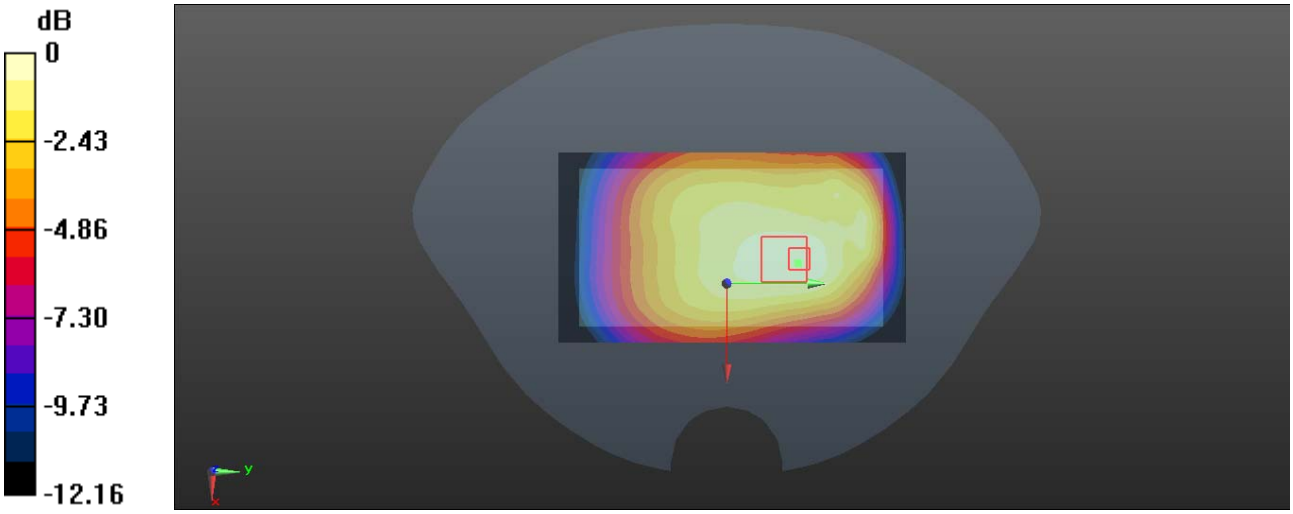

0 dB = 0.354 W/kg = -4.51 dBW/kg

Test Plot 29#: WCDMA Band 5_ Body Left _Middle

DUT: Mobile Phone; Type: alligator; Serial: 19090300420

Communication System: Generic WCDMA; Frequency: 836.6 MHz;Duty Cycle: 1:1
Medium parameters used: f = 836.6 MHz; σ = 0.891 S/m; ε_r = 40.85; ρ = 1000 kg/m^3
Phantom section: Flat Section

DASY5 Configuration:

- Probe: EX3DV4 - SN7329; ConvF(10.01, 10.01, 10.01) @ 836.6 MHz; Calibrated: 2018/9/30
- Sensor-Surface: 1.4mm (Mechanical Surface Detection)
- Electronics: DAE4 Sn772; Calibrated: 2018/9/28
- Phantom: Twin SAM; Type: Twin SAM V5.0; Serial: 1412
- Measurement SW: DASY52, Version 52.10 (2); SEMCAD X Version 14.6.12 (7470)

Area Scan (111x41x1): Interpolated grid: dx=1.500 mm, dy=1.500 mm
Maximum value of SAR (interpolated) = 0.457 W/kg

Zoom Scan (5x5x7)/Cube 0: Measurement grid: dx=8mm, dy=8mm, dz=5mm
Reference Value = 22.19 V/m; Power Drift = -0.12 dB
Peak SAR (extrapolated) = 0.657 W/kg
SAR(1 g) = 0.428 W/kg; SAR(10 g) = 0.283 W/kg
Maximum value of SAR (measured) = 0.461 W/kg

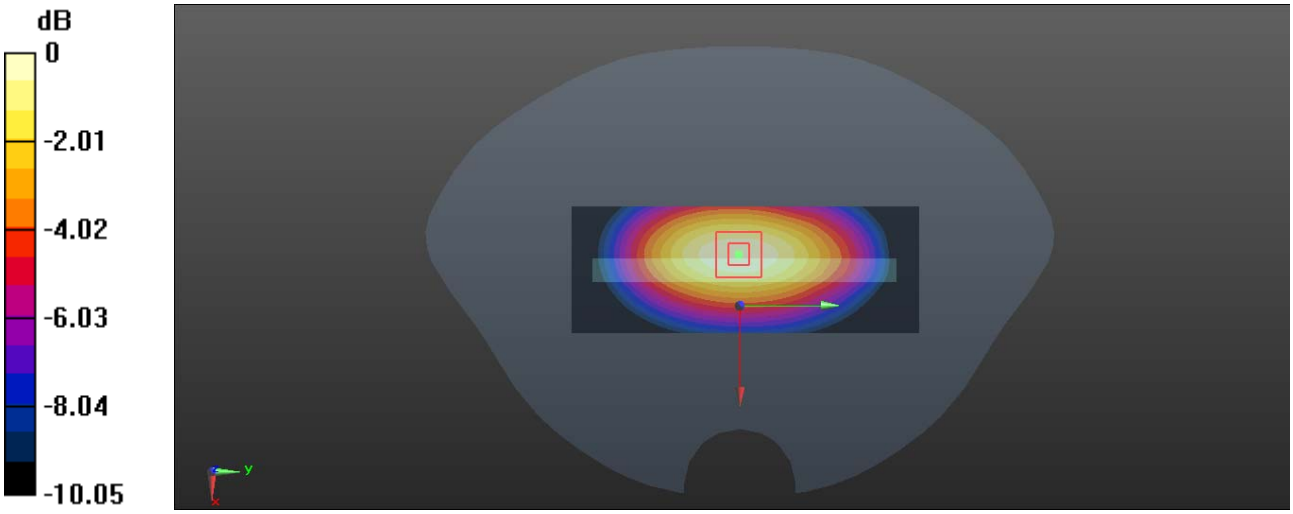

0 dB = 0.461 W/kg = -3.36 dBW/kg

Test Plot 30#: WCDMA Band 5_ Body Bottom _Middle

DUT: Mobile Phone; Type: alligator; Serial: 19090300420

Communication System: Generic WCDMA; Frequency: 836.6 MHz;Duty Cycle: 1:1
Medium parameters used: f = 836.6 MHz; σ = 0.891 S/m; ε_r = 40.85; ρ = 1000 kg/m^3
Phantom section: Flat Section

DASY5 Configuration:

- Probe: EX3DV4 - SN7329; ConvF(10.01, 10.01, 10.01) @ 836.6 MHz; Calibrated: 2018/9/30
- Sensor-Surface: 1.4mm (Mechanical Surface Detection)
- Electronics: DAE4 Sn772; Calibrated: 2018/9/28
- Phantom: Twin SAM; Type: Twin SAM V5.0; Serial: 1412
- Measurement SW: DASY52, Version 52.10 (2); SEMCAD X Version 14.6.12 (7470)

Area Scan (41x61x1): Interpolated grid: dx=1.500 mm, dy=1.500 mm
Maximum value of SAR (interpolated) = 0.155 W/kg

Zoom Scan (5x5x7)/Cube 0: Measurement grid: dx=8mm, dy=8mm, dz=5mm
Reference Value = 13.24 V/m; Power Drift = 0.04 dB
Peak SAR (extrapolated) = 0.282 W/kg
SAR(1 g) = 0.138 W/kg; SAR(10 g) = 0.081 W/kg
Maximum value of SAR (measured) = 0.150 W/kg

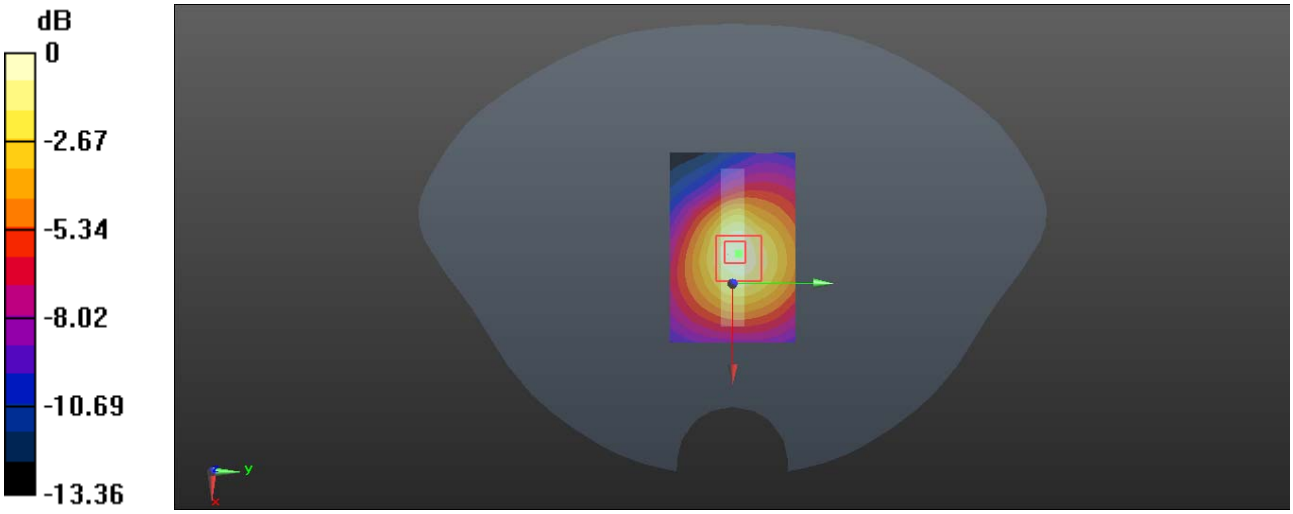

0 dB = 0.150 W/kg = -8.24 dBW/kg

Test Plot 31#: WLAN 2.4G Mode B_ Head Left Cheek _Middle

DUT: Mobile Phone; Type: alligator; Serial: 19090300420

Communication System: IEEE 802.11b WiFi 2.4 GHz; Frequency: 2437 MHz;Duty Cycle: 1:1
Medium parameters used: f = 2437 MHz; σ = 1.781 S/m; ε_r = 40.207; ρ = 1000 kg/m^3
Phantom section: Left Section

DASY5 Configuration:

- Probe: EX3DV4 - SN7329; ConvF(7.62, 7.62, 7.62) @ 2437 MHz; Calibrated: 2018/9/30
- Sensor-Surface: 1.4mm (Mechanical Surface Detection)
- Electronics: DAE4 Sn772; Calibrated: 2018/9/28
- Phantom: Twin SAM; Type: Twin SAM V5.0; Serial: 1412
- Measurement SW: DASY52, Version 52.10 (2); SEMCAD X Version 14.6.12 (7470)

Area Scan (131x71x1): Interpolated grid: dx=1.200 mm, dy=1.200 mm
Maximum value of SAR (interpolated) = 0.628 W/kg

Zoom Scan (6x6x7)/Cube 0: Measurement grid: dx=8mm, dy=8mm, dz=5mm
Reference Value = 14.86 V/m; Power Drift = 0.08 dB
Peak SAR (extrapolated) = 1.28 W/kg
SAR(1 g) = 0.543 W/kg; SAR(10 g) = 0.245 W/kg
Maximum value of SAR (measured) = 0.594 W/kg

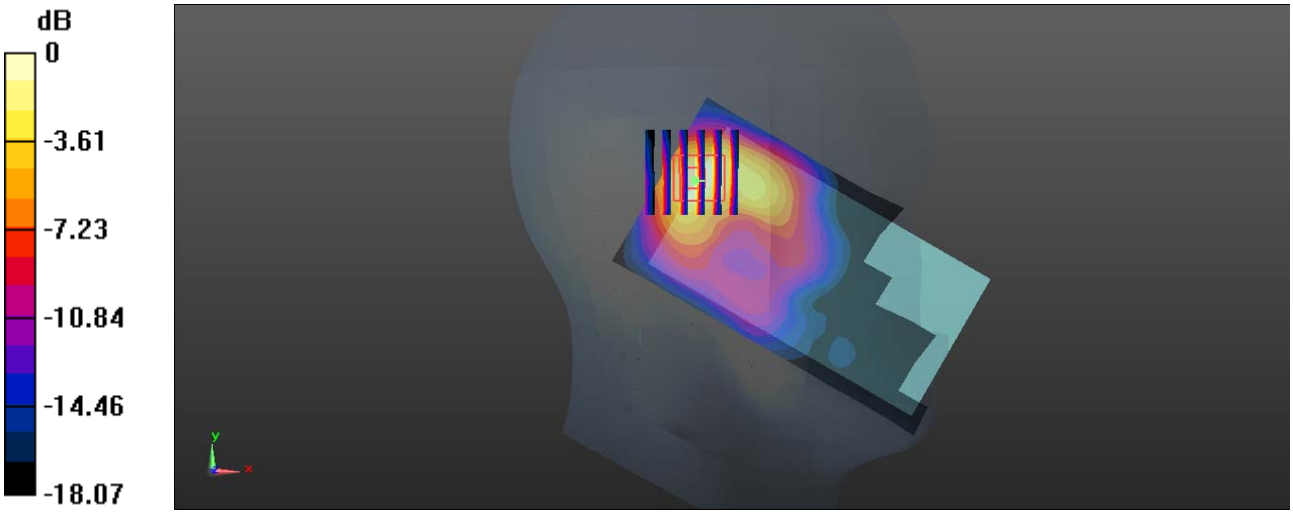

0 dB = 0.594 W/kg = -2.26 dBW/kg

Test Plot 32#: WLAN 2.4G Mode B_ Head Left Tilt _Middle

DUT: Mobile Phone; Type: alligator; Serial: 19090300420

Communication System: IEEE 802.11b WiFi 2.4 GHz; Frequency: 2437 MHz;Duty Cycle: 1:1
Medium parameters used: f = 2437 MHz; σ = 1.781 S/m; ε_r = 40.207; ρ = 1000 kg/m^3
Phantom section: Left Section

DASY5 Configuration:

- Probe: EX3DV4 - SN7329; ConvF(7.62, 7.62, 7.62) @ 2437 MHz; Calibrated: 2018/9/30
- Sensor-Surface: 1.4mm (Mechanical Surface Detection)
- Electronics: DAE4 Sn772; Calibrated: 2018/9/28
- Phantom: Twin SAM; Type: Twin SAM V5.0; Serial: 1412
- Measurement SW: DASY52, Version 52.10 (2); SEMCAD X Version 14.6.12 (7470)

Area Scan (131x71x1): Interpolated grid: dx=1.200 mm, dy=1.200 mm
Maximum value of SAR (interpolated) = 0.597 W/kg

Zoom Scan (5x5x7)/Cube 0: Measurement grid: dx=8mm, dy=8mm, dz=5mm
Reference Value = 14.51 V/m; Power Drift = 0.13 dB
Peak SAR (extrapolated) = 1.20 W/kg
SAR(1 g) = 0.516 W/kg; SAR(10 g) = 0.231 W/kg
Maximum value of SAR (measured) = 0.582 W/kg



0 dB = 0.582 W/kg = -2.35 dBW/kg

Test Plot 33#: WLAN 2.4G Mode B_ Head Right Cheek _Middle

DUT: Mobile Phone; Type: alligator; Serial: 19090300420

Communication System: IEEE 802.11b WiFi 2.4 GHz; Frequency: 2437 MHz;Duty Cycle: 1:1
Medium parameters used: f = 2437 MHz; σ = 1.781 S/m; ε_r = 40.207; ρ = 1000 kg/m^3
Phantom section: Right Section

DASY5 Configuration:

- Probe: EX3DV4 - SN7329; ConvF(7.62, 7.62, 7.62) @ 2437 MHz; Calibrated: 2018/9/30
- Sensor-Surface: 1.4mm (Mechanical Surface Detection)
- Electronics: DAE4 Sn772; Calibrated: 2018/9/28
- Phantom: Twin SAM; Type: Twin SAM V5.0; Serial: 1412
- Measurement SW: DASY52, Version 52.10 (2); SEMCAD X Version 14.6.12 (7470)

Area Scan (131x71x1): Interpolated grid: dx=1.200 mm, dy=1.200 mm
Maximum value of SAR (interpolated) = 0.462 W/kg

Zoom Scan (5x5x7)/Cube 0: Measurement grid: dx=8mm, dy=8mm, dz=5mm
Reference Value = 15.02 V/m; Power Drift = -0.02 dB
Peak SAR (extrapolated) = 0.949 W/kg
SAR(1 g) = 0.437 W/kg; SAR(10 g) = 0.205 W/kg
Maximum value of SAR (measured) = 0.495 W/kg

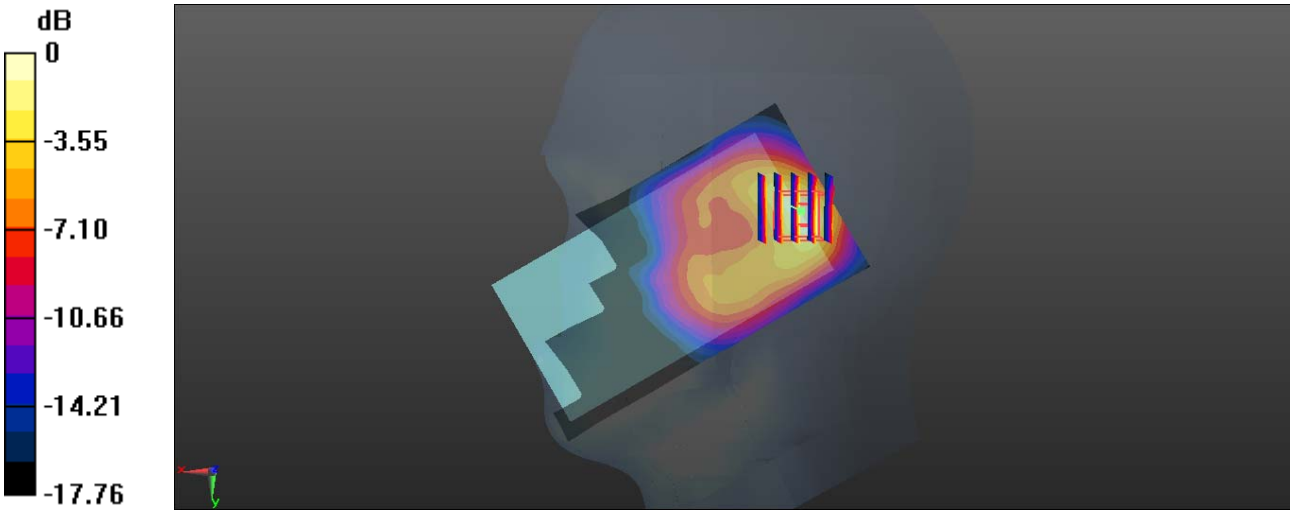

0 dB = 0.495 W/kg = -3.05 dBW/kg

Test Plot 34#: WLAN 2.4G Mode B_ Head Right Tilt _Middle

DUT: Mobile Phone; Type: alligator; Serial: 19090300420

Communication System: IEEE 802.11b WiFi 2.4 GHz; Frequency: 2437 MHz;Duty Cycle: 1:1
Medium parameters used: f = 2437 MHz; σ = 1.781 S/m; ε_r = 40.207; ρ = 1000 kg/m^3
Phantom section: Right Section

DASY5 Configuration:

- Probe: EX3DV4 - SN7329; ConvF(7.62, 7.62, 7.62) @ 2437 MHz; Calibrated: 2018/9/30
- Sensor-Surface: 1.4mm (Mechanical Surface Detection)
- Electronics: DAE4 Sn772; Calibrated: 2018/9/28
- Phantom: Twin SAM; Type: Twin SAM V5.0; Serial: 1412
- Measurement SW: DASY52, Version 52.10 (2); SEMCAD X Version 14.6.12 (7470)

Area Scan (131x71x1): Interpolated grid: dx=1.200 mm, dy=1.200 mm
Maximum value of SAR (interpolated) = 0.477 W/kg

Zoom Scan (5x5x7)/Cube 0: Measurement grid: dx=8mm, dy=8mm, dz=5mm
Reference Value = 14.37 V/m; Power Drift = 0.10 dB
Peak SAR (extrapolated) = 0.956 W/kg
SAR(1 g) = 0.442 W/kg; SAR(10 g) = 0.208 W/kg
Maximum value of SAR (measured) = 0.503 W/kg

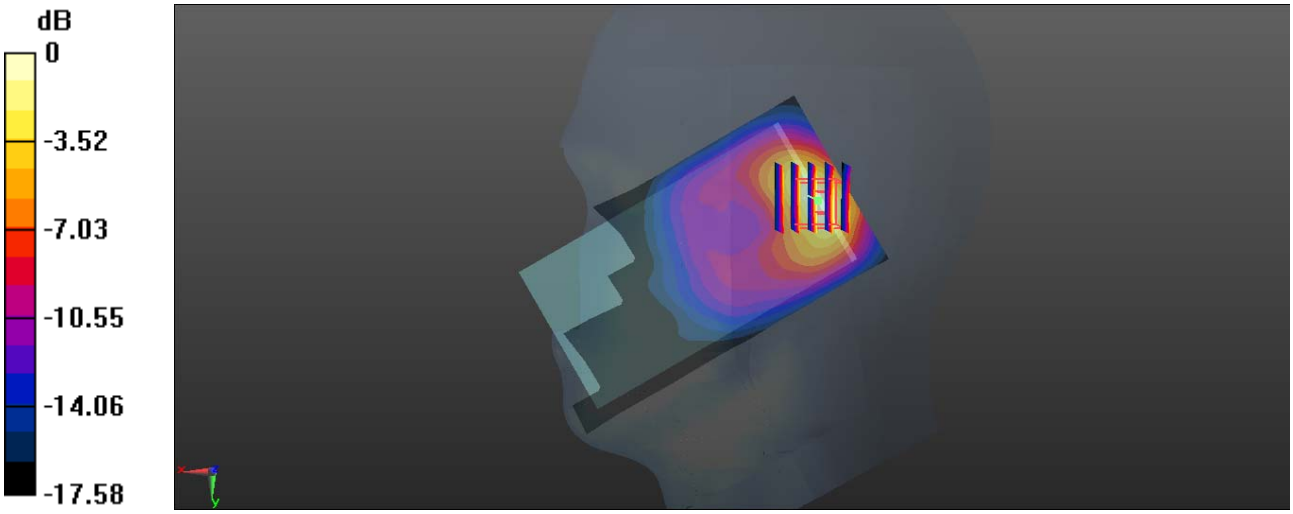

0 dB = 0.503 W/kg = -2.98 dBW/kg

Test Plot 35#: WLAN 2.4G Mode B_ Body Back _Middle

DUT: Mobile Phone; Type: alligator; Serial: 19090300420

Communication System: IEEE 802.11b WiFi 2.4 GHz; Frequency: 2437 MHz;Duty Cycle: 1:1
Medium parameters used: f = 2437 MHz; σ = 1.781 S/m; ε_r = 40.207; ρ = 1000 kg/m^3
Phantom section: Flat Section

DASY5 Configuration:

- Probe: EX3DV4 - SN7329; ConvF(7.62, 7.62, 7.62) @ 2437 MHz; Calibrated: 2018/9/30
- Sensor-Surface: 1.4mm (Mechanical Surface Detection)
- Electronics: DAE4 Sn772; Calibrated: 2018/9/28
- Phantom: Twin SAM; Type: Twin SAM V5.0; Serial: 1412
- Measurement SW: DASY52, Version 52.10 (2); SEMCAD X Version 14.6.12 (7470)

Area Scan (141x81x1): Interpolated grid: dx=1.200 mm, dy=1.200 mm
Maximum value of SAR (interpolated) = 0.262 W/kg

Zoom Scan (6x6x7)/Cube 0: Measurement grid: dx=8mm, dy=8mm, dz=5mm
Reference Value = 4.793 V/m; Power Drift = 0.08 dB
Peak SAR (extrapolated) = 0.451 W/kg
SAR(1 g) = 0.231 W/kg; SAR(10 g) = 0.126 W/kg
Maximum value of SAR (measured) = 0.252 W/kg

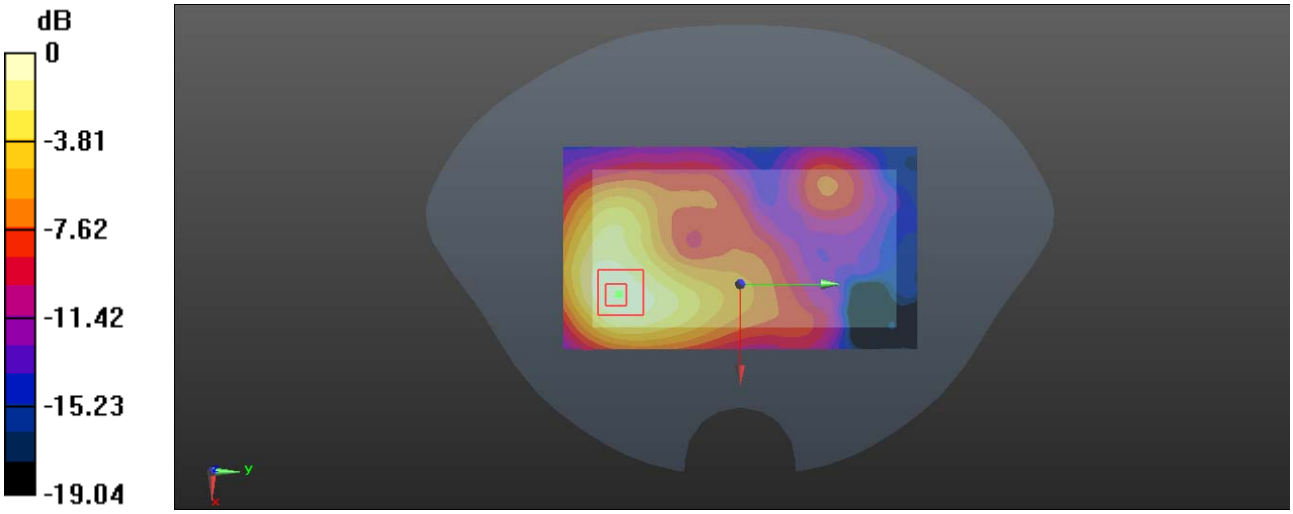

0 dB = 0.252 W/kg = -5.99 dBW/kg

Test Plot 36#: WLAN 2.4G Mode B_ Body Right _Middle

DUT: Mobile Phone; Type: alligator; Serial: 19090300420

Communication System: IEEE 802.11b WiFi 2.4 GHz; Frequency: 2437 MHz;Duty Cycle: 1:1
Medium parameters used: f = 2437 MHz; σ = 1.781 S/m; ε_r = 40.207; ρ = 1000 kg/m^3
Phantom section: Flat Section

DASY5 Configuration:

- Probe: EX3DV4 - SN7329; ConvF(7.62, 7.62, 7.62) @ 2437 MHz; Calibrated: 2018/9/30
- Sensor-Surface: 1.4mm (Mechanical Surface Detection)
- Electronics: DAE4 Sn772; Calibrated: 2018/9/28
- Phantom: Twin SAM; Type: Twin SAM V5.0; Serial: 1412
- Measurement SW: DASY52, Version 52.10 (2); SEMCAD X Version 14.6.12 (7470)

Area Scan (141x51x1): Interpolated grid: dx=1.200 mm, dy=1.200 mm
Maximum value of SAR (interpolated) = 0.0798 W/kg

Zoom Scan (5x5x7)/Cube 0: Measurement grid: dx=8mm, dy=8mm, dz=5mm
Reference Value = 3.877 V/m; Power Drift = 0.06 dB
Peak SAR (extrapolated) = 0.129 W/kg
SAR(1 g) = 0.075 W/kg; SAR(10 g) = 0.044 W/kg
Maximum value of SAR (measured) = 0.0805 W/kg

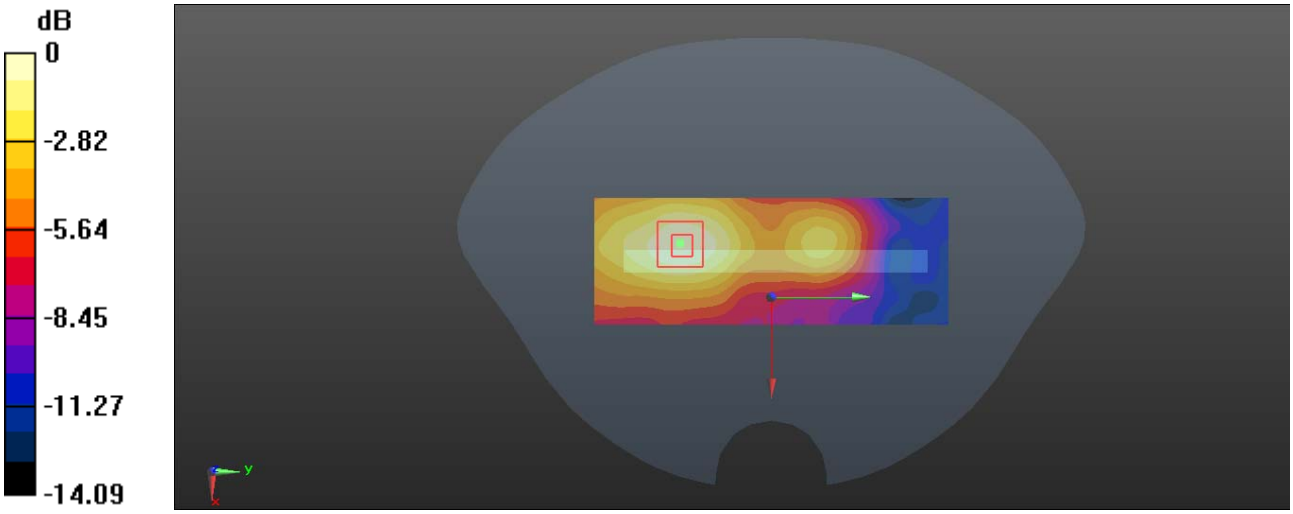

0 dB = 0.0805 W/kg = -10.94 dBW/kg

Test Plot 37#: WLAN 2.4G Mode B_ Body Top _Middle

DUT: Mobile Phone; Type: alligator; Serial: 19090300420

Communication System: IEEE 802.11b WiFi 2.4 GHz; Frequency: 2437 MHz;Duty Cycle: 1:1
Medium parameters used: f = 2437 MHz; σ = 1.781 S/m; ε_r = 40.207; ρ = 1000 kg/m^3
Phantom section: Flat Section

DASY5 Configuration:

- Probe: EX3DV4 - SN7329; ConvF(7.62, 7.62, 7.62) @ 2437 MHz; Calibrated: 2018/9/30
- Sensor-Surface: 1.4mm (Mechanical Surface Detection)
- Electronics: DAE4 Sn772; Calibrated: 2018/9/28
- Phantom: Twin SAM; Type: Twin SAM V5.0; Serial: 1412
- Measurement SW: DASY52, Version 52.10 (2); SEMCAD X Version 14.6.12 (7470)

Area Scan (51x81x1): Interpolated grid: dx=1.200 mm, dy=1.200 mm
Maximum value of SAR (interpolated) = 0.173 W/kg

Zoom Scan (5x5x7)/Cube 0: Measurement grid: dx=8mm, dy=8mm, dz=5mm
Reference Value = 9.347 V/m; Power Drift = 0.09 dB
Peak SAR (extrapolated) = 0.318 W/kg
SAR(1 g) = 0.159 W/kg; SAR(10 g) = 0.083 W/kg
Maximum value of SAR (measured) = 0.178 W/kg

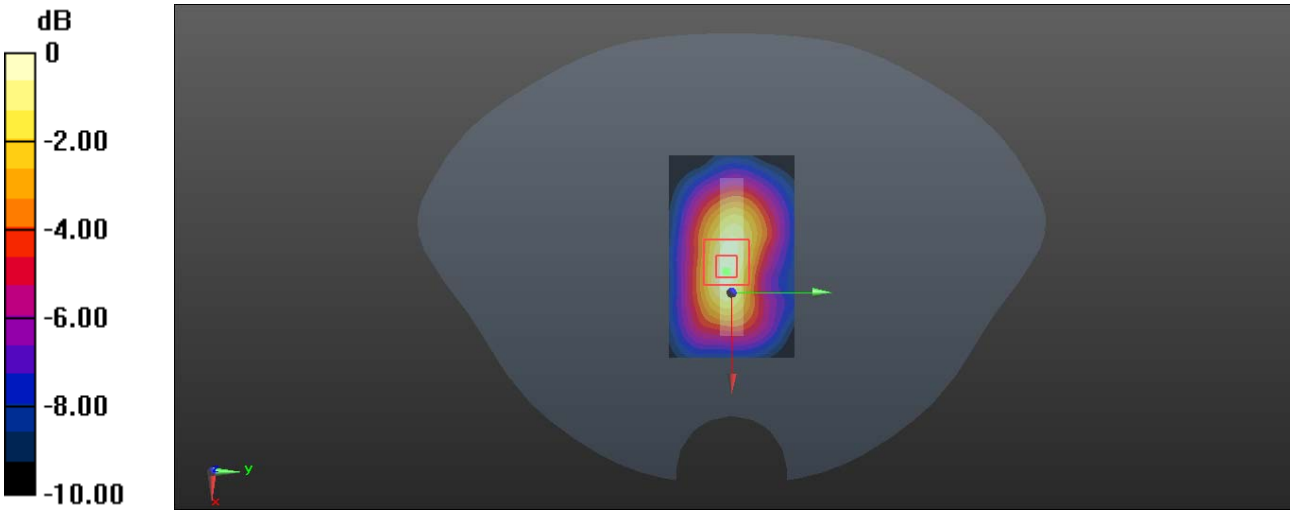

0 dB = 0.178 W/kg = -7.50 dBW/kg