802.11ax (HEW40) Test mode

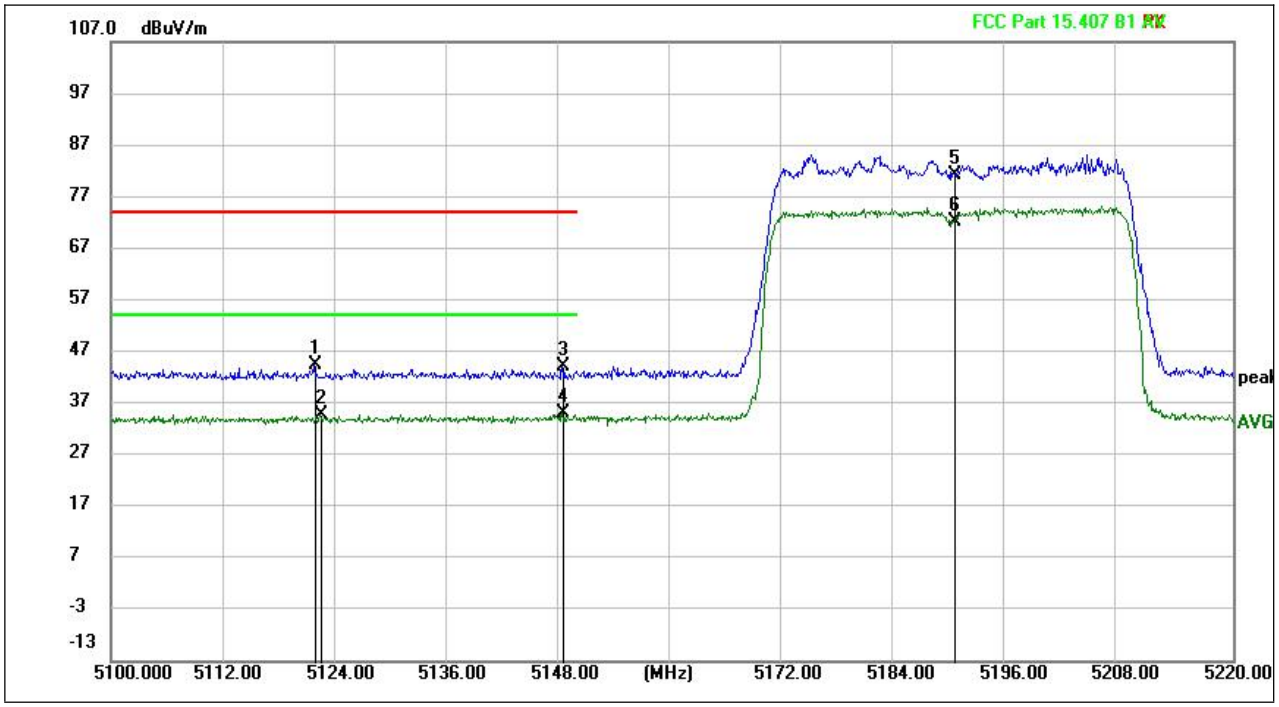

(802.11ax (HEW40) _5190MHz, Antenna Horizontal)

Frequency (MHz)	Reading (dBuV)	Factor (dB/m)	Level (dBuV/m)	Limit (dBuV/m)	Margin (dB)	Det.	Pol
5121.828	47.53	-3.10	44.43	74.00	-29.57	peak	H
5122.494	37.84	-3.10	34.74	54.00	-19.26	AVG	H
5148.270	47.24	-3.24	44.00	74.00	-30.00	peak	H
5148.270	38.27	-3.24	35.03	54.00	-18.97	AVG	H
5190.132	84.23	-3.02	81.21	NA	NA	peak	H
5190.132	75.10	-3.02	72.08	NA	NA	AVG	H

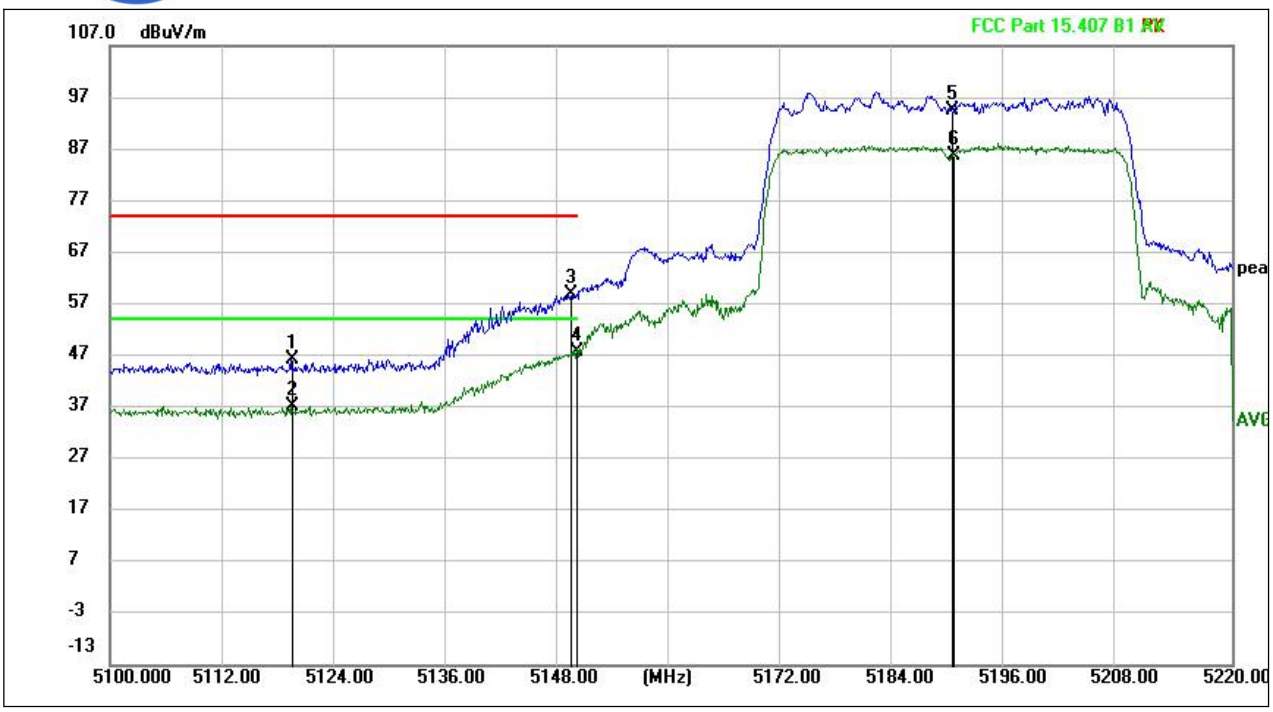

(802.11ax (HEW40) _5190MHz, Antenna Vertical)

Frequency (MHz)	Reading (dBuV)	Factor (dB/m)	Level (dBuV/m)	Limit (dBuV/m)	Margin (dB)	Det.	Pol
5119.452	49.26	-3.09	46.17	74.00	-27.83	peak	V
5119.452	40.34	-3.09	37.25	54.00	-16.75	AVG	V
5149.212	62.12	-3.24	58.88	74.00	-15.12	peak	V
5149.836	50.92	-3.24	47.68	54.00	-6.32	AVG	V
5190.084	97.63	-3.02	94.61	NA	NA	peak	V
5190.228	88.68	-3.02	85.66	NA	NA	AVG	V

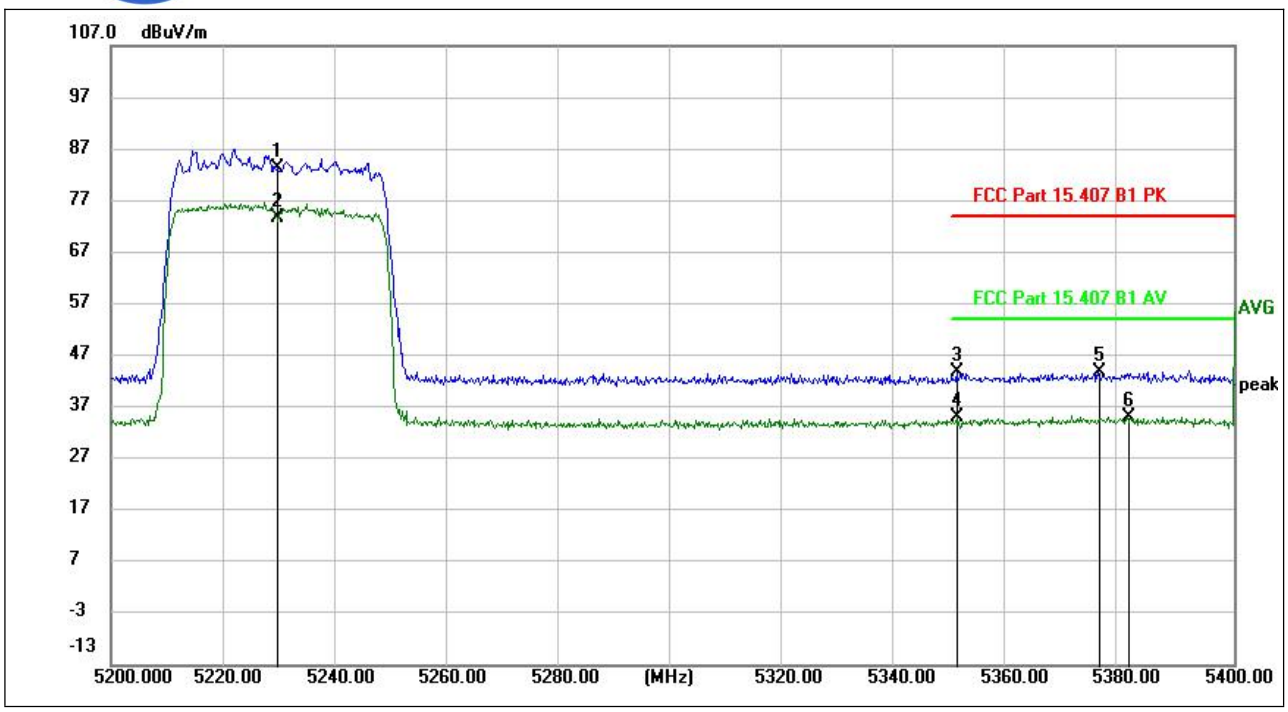

(802.11ax (HEW40) _5230MHz, Antenna Horizontal)

Frequency (MHz)	Reading (dBuV)	Factor (dB/m)	Level (dBuV/m)	Limit (dBuV/m)	Margin (dB)	Det.	Pol
5229.720	86.33	-3.00	83.33	NA	NA	peak	H
5229.720	76.78	-3.00	73.78	NA	NA	AVG	H
5350.690	46.47	-2.55	43.92	74.00	-30.08	peak	H
5350.690	37.55	-2.55	35.00	54.00	-19.00	AVG	H
5375.910	46.10	-2.23	43.87	74.00	-30.13	peak	H
5381.230	37.34	-2.29	35.05	54.00	-18.95	AVG	H

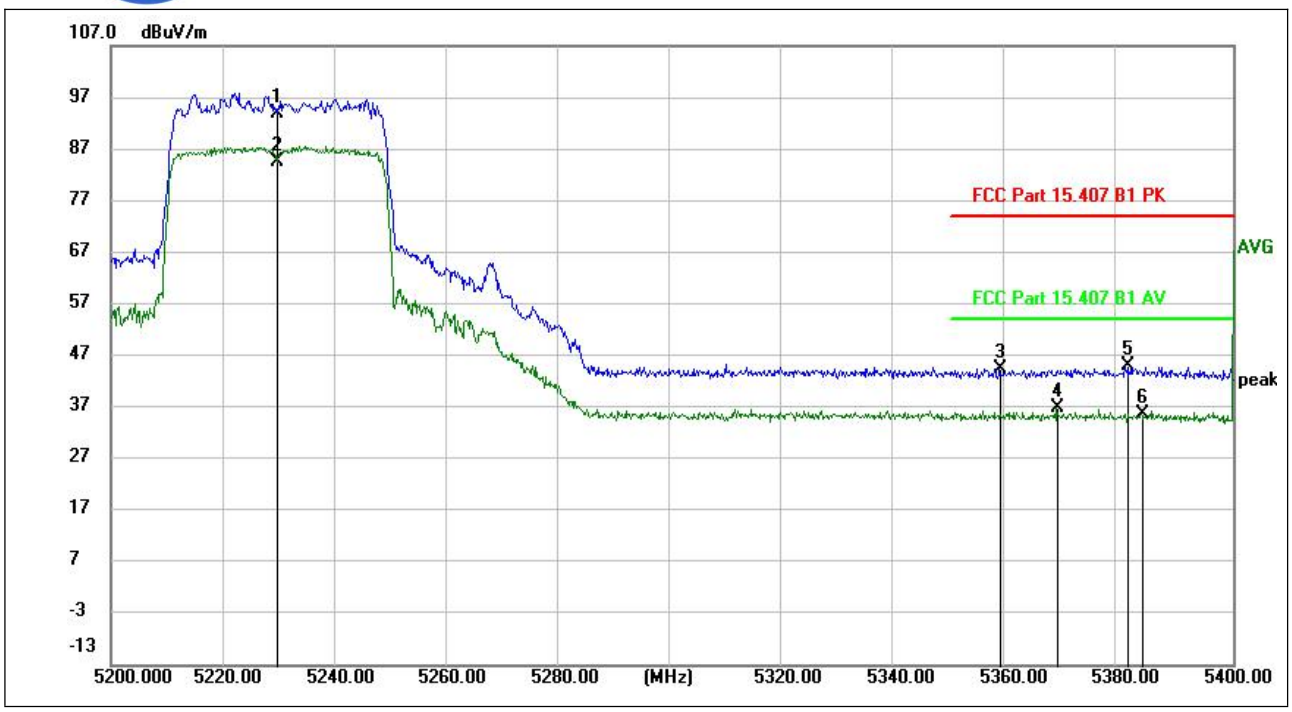

(802.11ax (HEW40) _5230MHz, Antenna Vertical)

Frequency (MHz)	Reading (dBuV)	Factor (dB/m)	Level (dBuV/m)	Limit (dBuV/m)	Margin (dB)	Det.	Pol
5229.790	96.87	-3.00	93.87	NA	NA	peak	V
5229.790	87.56	-3.00	84.56	NA	NA	AVG	V
5358.560	46.86	-2.43	44.43	74.00	-29.57	peak	V
5368.660	39.06	-2.30	36.76	54.00	-17.24	AVG	V
5381.070	47.31	-2.29	45.02	74.00	-28.98	peak	V
5383.770	38.11	-2.32	35.79	54.00	-18.21	AVG	V

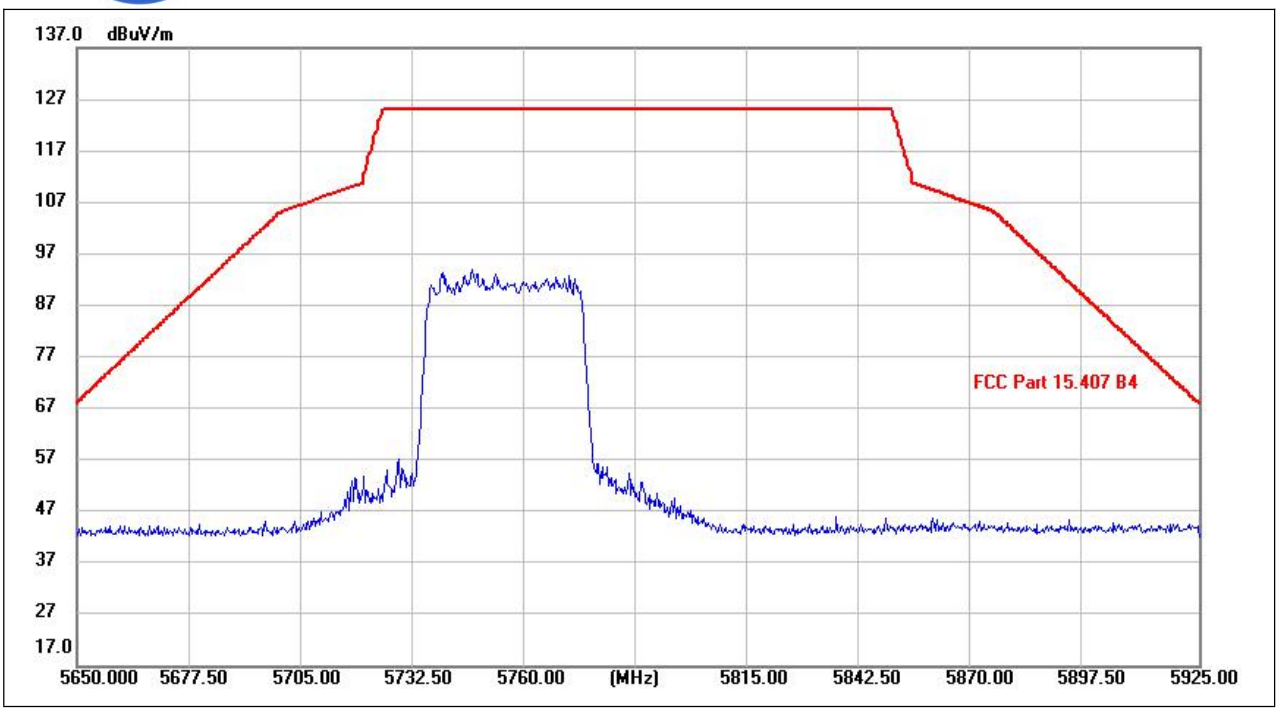

(802.11ax(HEW40) _5755MHz, Antenna Horizontal)

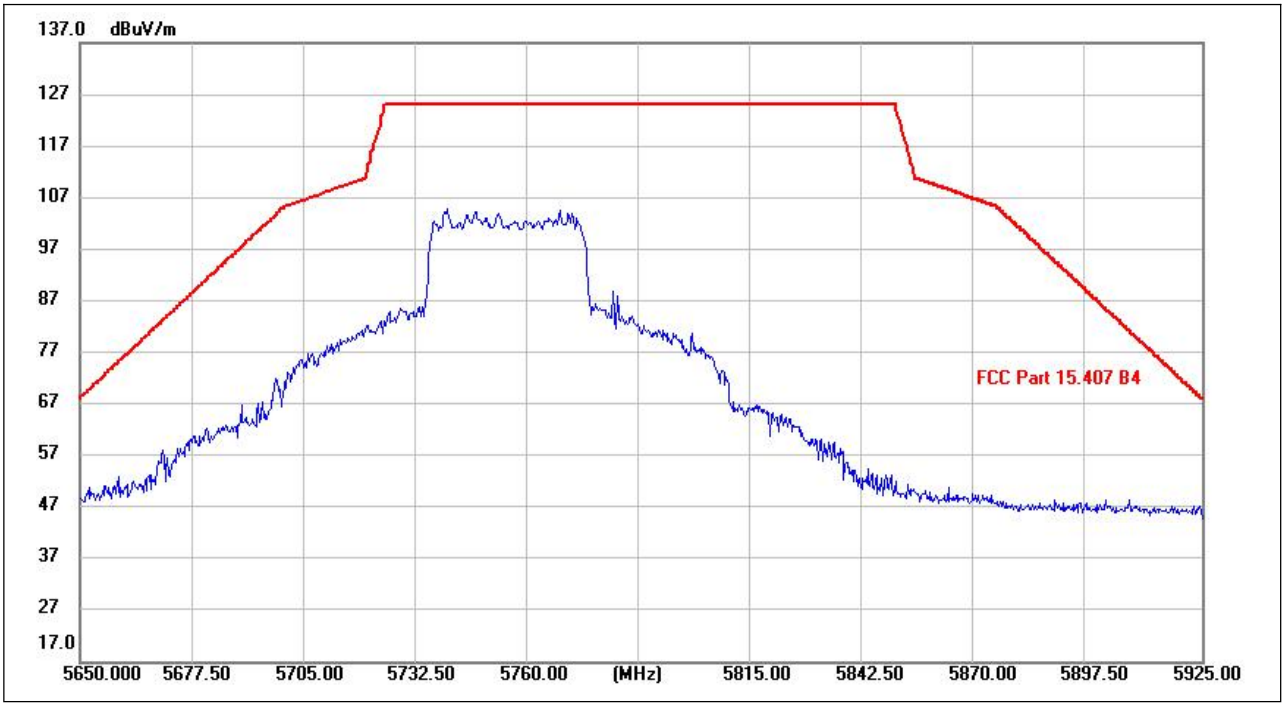

(802.11ax(HEW40) _5755MHz, Antenna Vertical)

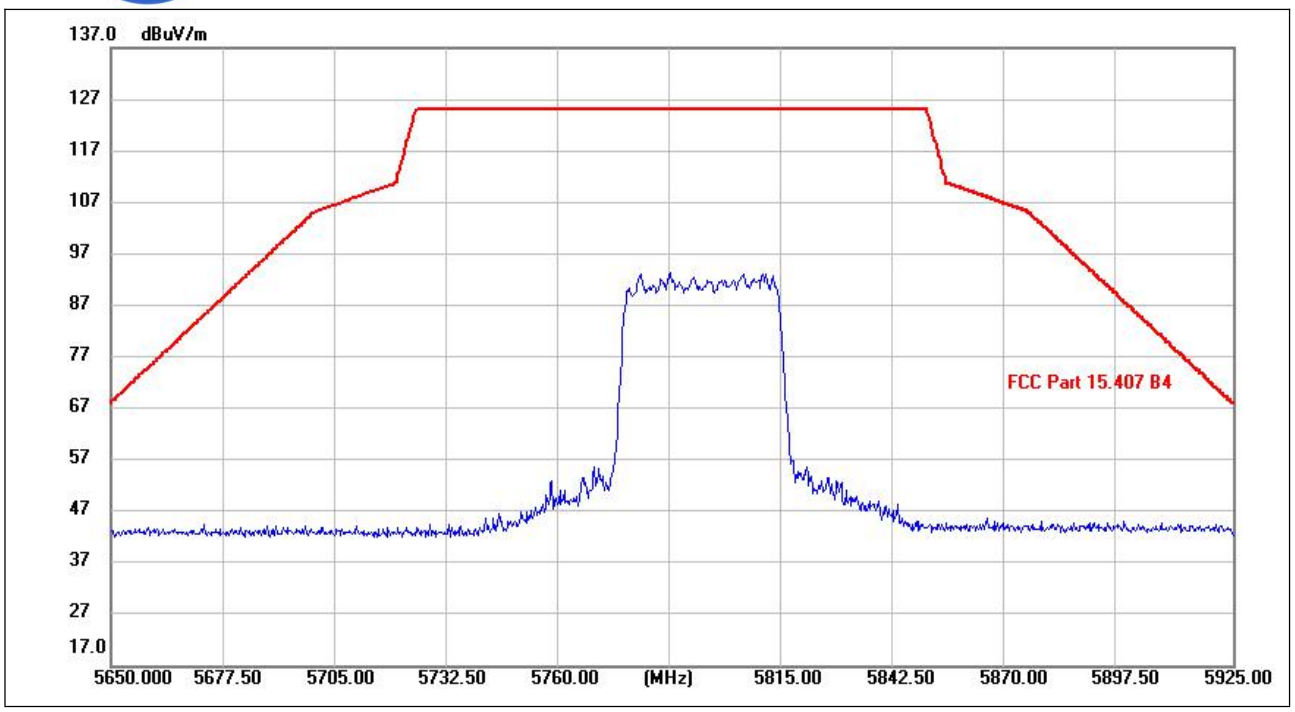

(802.11ax(HEW40) _5795MHz, Antenna Horizontal)

(802.11ax(HEW40)_5795MHz, Antenna Vertical)

802.11ax (HEW80) Test mode

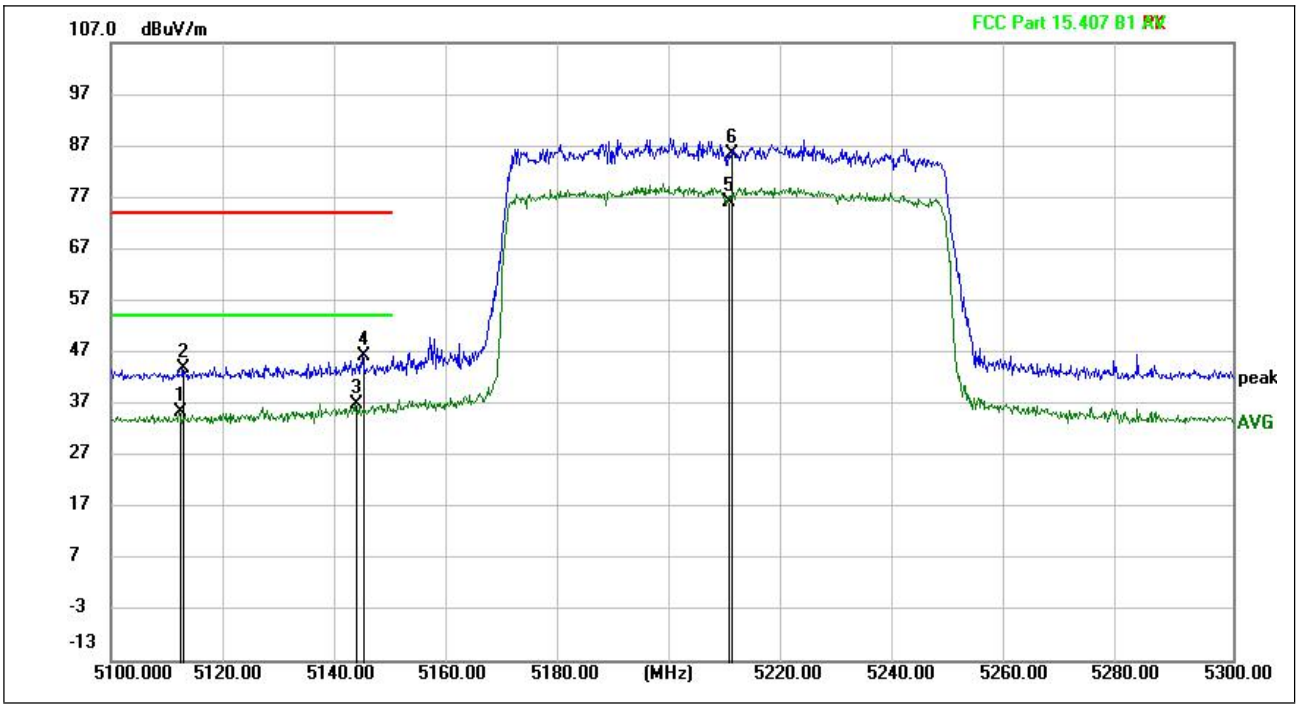

(802.11ax (HEW80) _5210MHz, Antenna Horizontal)

Frequency (MHz)	Reading (dBuV)	Factor (dB/m)	Level (dBuV/m)	Limit (dBuV/m)	Margin (dB)	Det.	Pol
5112.350	38.31	-3.06	35.25	54.00	-18.75	AVG	5112.3
5112.900	46.91	-3.06	43.85	74.00	-30.15	peak	5112.9
5143.690	40.16	-3.21	36.95	54.00	-17.05	AVG	5143.6
5145.090	49.42	-3.22	46.20	74.00	-27.80	peak	5145.0
5210.180	78.97	-2.95	76.02	NA	NA	AVG	5210.1
5210.530	88.29	-2.95	85.34	NA	NA	peak	5210.5

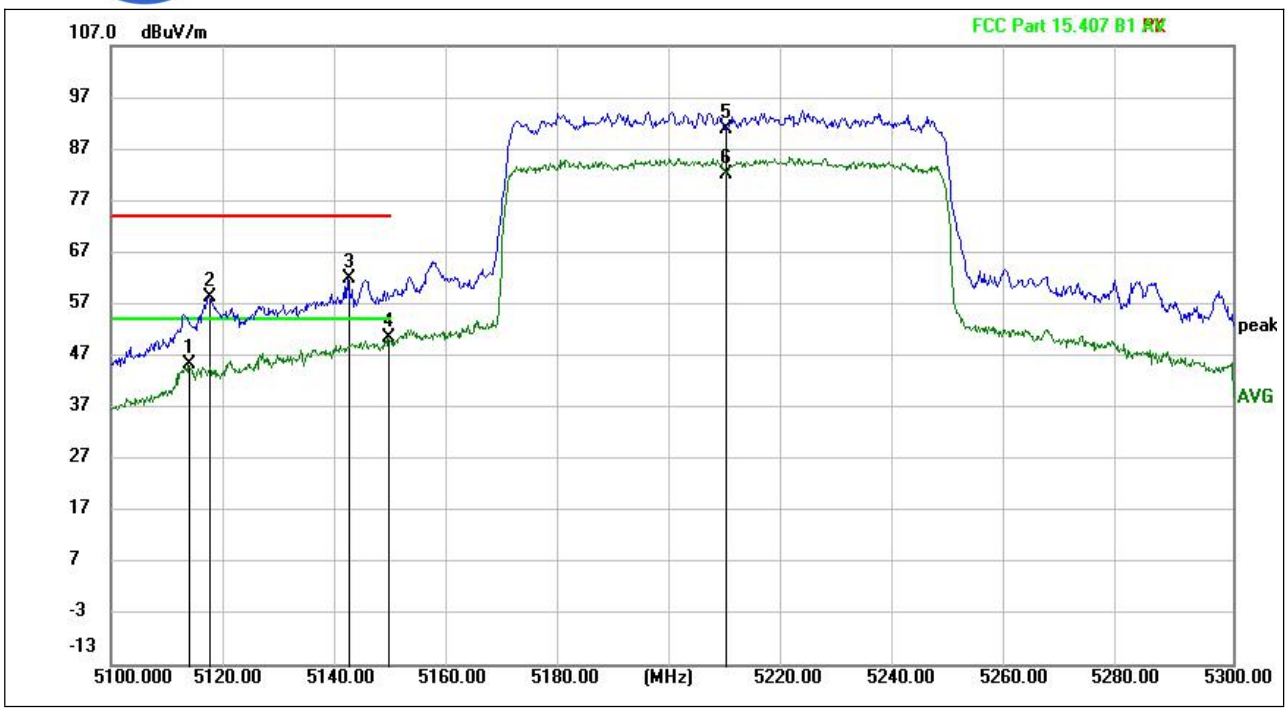

(802.11ax (HEW80) _5210MHz, Antenna Vertical)

Frequency (MHz)	Reading (dBuV)	Factor (dB/m)	Level (dBuV/m)	Limit (dBuV/m)	Margin (dB)	Det.	Pol
5113.820	48.51	-3.06	45.45	54.00	-8.55	AVG	V
5117.560	61.31	-3.08	58.23	74.00	-15.77	peak	V
5142.300	65.13	-3.20	61.93	74.00	-12.07	peak	V
5149.470	53.58	-3.24	50.34	54.00	-3.66	AVG	V
5209.550	93.71	-2.96	90.75	NA	NA	peak	V
5209.660	85.23	-2.96	82.27	NA	NA	AVG	V

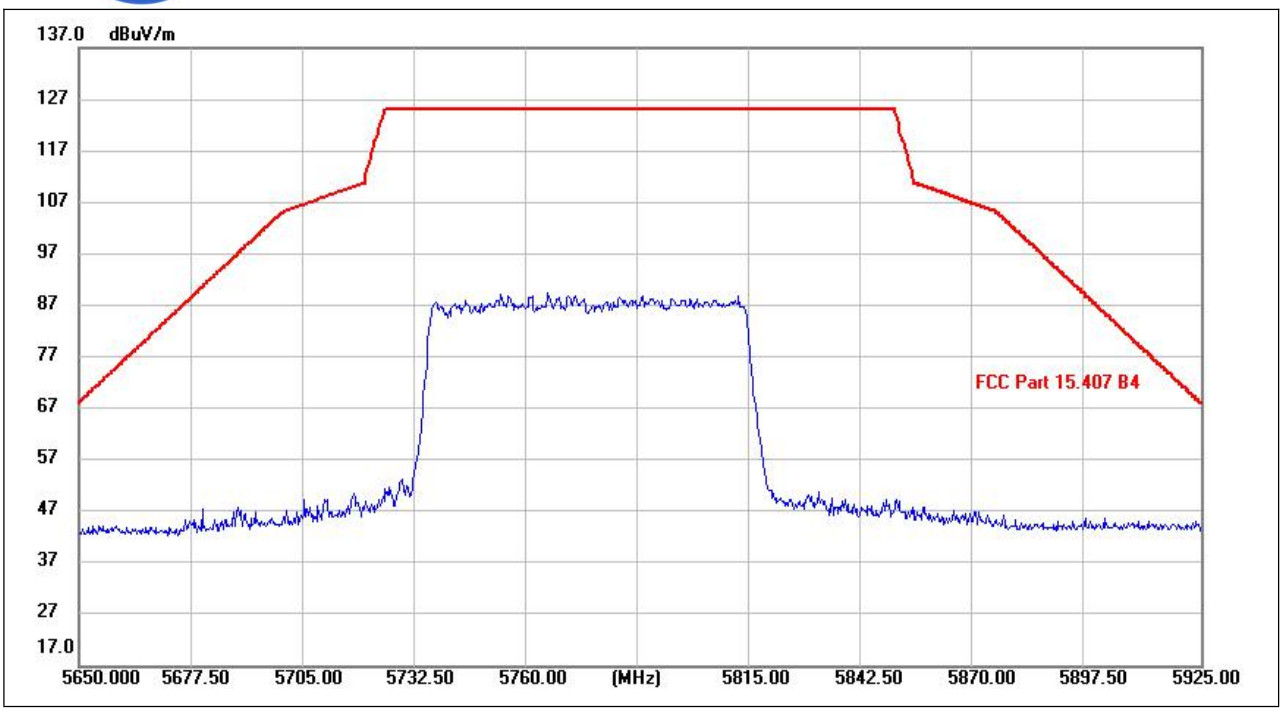

(802.11ax(HEW80) _5775MHz, Antenna Horizontal)

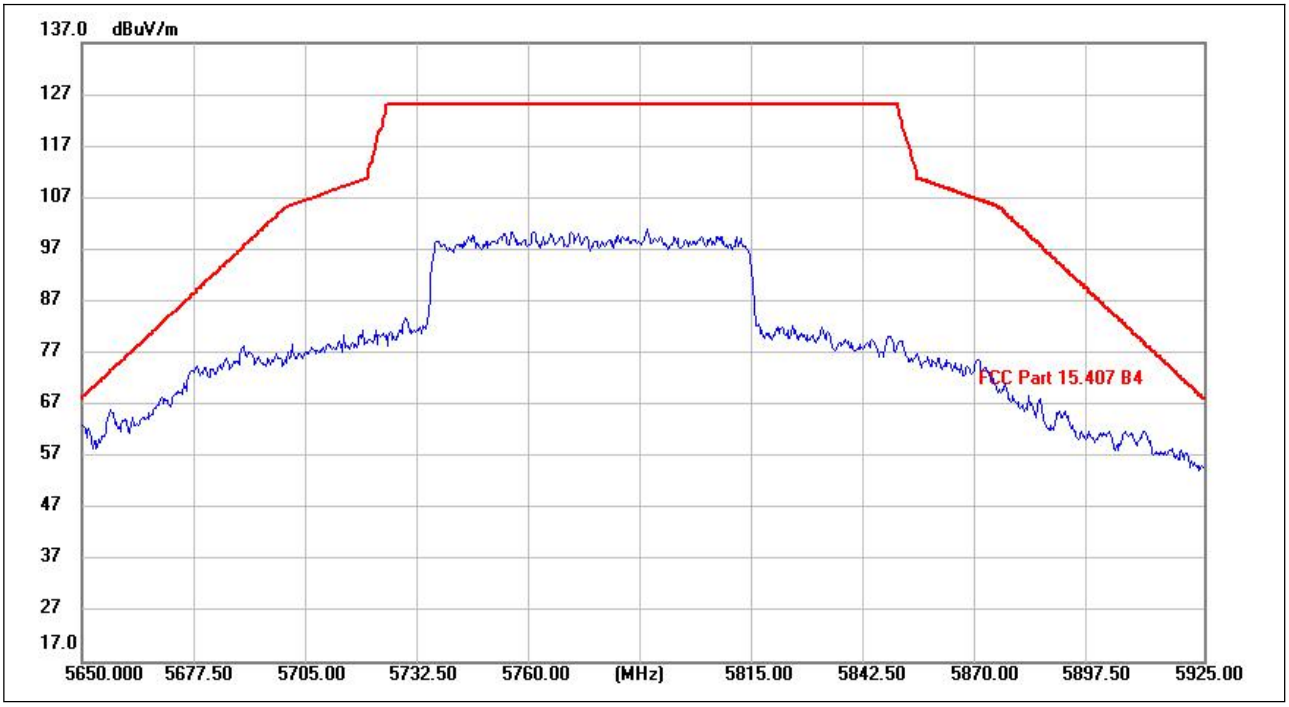

(802.11ax(HEW80)_5775MHz, Antenna Vertical)

2.6. Frequency Stability

2.6.1. Requirement

Manufaxturers of U-NII devices are responsible for ensuring frequency stability such that an emission is maintained within the band of operation under all conditions of normal operation as specified in the user's manual.

2.6.2. Test Procedure

The EUT was plaxed inside of an environmental chamber as the temperature in the chamber was varied between 0°C to 40°C. The temperature was incremented by 10° intervals and the unit was allowed to stabilize at eaxh temperature before eaxh measurement. The center frequency of the transmitting channel was evaluated at eaxh temperature and the frequency deviation from the channel's center frequency was recorded. Data for the worst case channel is shown below.

2.6.3. Test Result

Frequency Stability Measurements for UNII Band 1 (Ch. 36)

VOLTAGE (%)	POWER (VDC)	TEMP (°C)	FREQUENCY (MHz)	Freq Dev. (Hz)	Deviation (%)
100%	12	0(Ref)	5180.0015	1500	0.29
100%		10	5180.0340	34000	6.56
100%		20	5179.9939	-6100	-1.18
100%		30	5179.9914	-8600	-1.66
100%		40	5179.9993	-700	-0.14
85%	11.4	20	5180.0022	2200	0.42
115%	12.6	20	5180.0019	1900	0.37

Frequency Stability Measurements for UNII Band 3 (Ch. 149)

VOLTAGE (%)	POWER (VDC)	TEMP (°C)	FREQUENCY (MHz)	Freq Dev. (Hz)	Deviation (%)
100%	12	0(Ref)	5180.0027	2700	0.52
100%		10	5179.9961	-3900	-0.75
100%		20	5180.0180	18000	3.47
100%		30	5180.0087	8700	1.68
100%		40	5179.9934	-6600	-1.27
85%	11.4	20	5180.0105	10500	2.03
115%	12.6	20	5179.9957	-4300	-0.83

Note: Based on the results of the frequency stability test shown above the frequency deviation results measured are very small. As such it is determined that the channels at the band edge would remain in-band when the maximum measured frequency deviation noted during the frequency stability tests is applied. Therefore the device is determined to remain operating in band over the temperature and voltage range as tested.

2.7. Conducted Emission

2.7.1. Requirement

Axcording to FCC section 15.207, for an intentional radiator that is designed to be connected to the public utility (AX) power line, the radio frequency voltage that is conducted baxk onto the AX power line on any frequency within the band 150kHz to 30MHz shall not exceed the limits in the following table, as measured using a 50μH/50Ω line impedance stabilization network (LISN).

Frequency range (MHz)	Conducted Limit (dBμV)	
	Quai-peak	Average
0.15 - 0.50	66 to 56	56 to 46
0.50 - 5	56	46
5 - 30	60	50

NOTE:

(a) The lower limit shall apply at the band edges.

(b) The limit decreases linearly with the logarithm of the frequency in the range 0.15 - 0.50MHz.

2.7.2. Test Description

A. Test Setup:

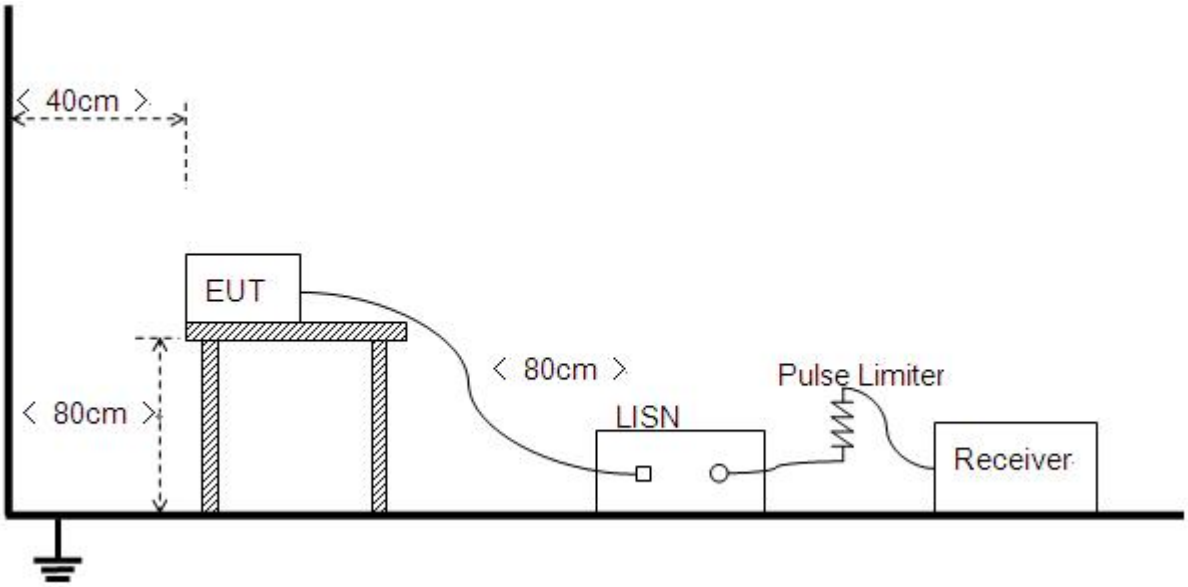

The Table-top EUT was plaxed upon a non-metallic table 0.8m above the horizontal metal reference ground plane. EUT was connected to LISN and LISN was connected to reference Ground Plane. EUT was 80cm from LISN. The set-up and test methods were axcording to ANSI C63.10: 2013.

2.7.3. Test Result

The maximum conducted interference is searched using Peak (PK), if the emission levels more than the AV and QP limits, and that have narrow margins from the AV and QP limits will be re-measured with AV and QP detectors. Tests for both L phase and N phase lines of the power mains connected to the EUT are performed. Refer to recorded points and plots below.

Note: Both of the test voltage AX 120V/60Hz and AX 230V/50Hz were considered and tested respectively, only the results of the worst case AX 120V/60Hz were recorded in this report.

A. Test setup:

The EUT configuration of the emission tests is Charging + Wlan 5G Link.

Note: The test voltage is AX 120V/60Hz.

A. Test Plots:

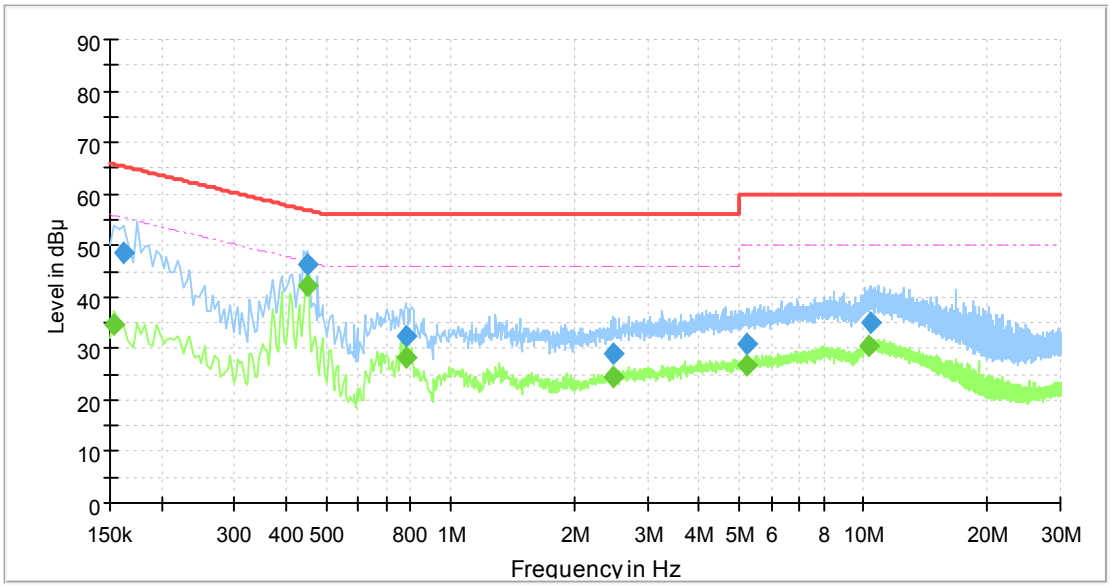

(Plot A: L Phase)

Frequency (MHz)	MaxPeak (dBµV)	Average (dBµV)	Limit (dBµV)	Margin (dB)	Line	Corr. (dB)
0.154000	---	34.58	55.78	21.21	L1	10.2
0.162000	48.50	---	65.36	16.86	L1	10.2
0.450000	---	42.25	46.88	4.63	L1	10.2
0.450000	46.37	---	56.88	10.50	L1	10.2
0.778000	32.22	---	56.00	23.78	L1	10.2
0.782000	---	28.32	46.00	17.68	L1	10.2
2.482000	29.09	---	56.00	26.91	L1	10.3
2.490000	---	24.31	46.00	21.69	L1	10.3
5.242000	30.70	---	60.00	29.30	L1	10.4
5.242000	---	26.79	50.00	23.21	L1	10.4
10.358000	---	30.37	50.00	19.63	L1	10.6
10.366000	35.17	---	60.00	24.83	L1	10.6

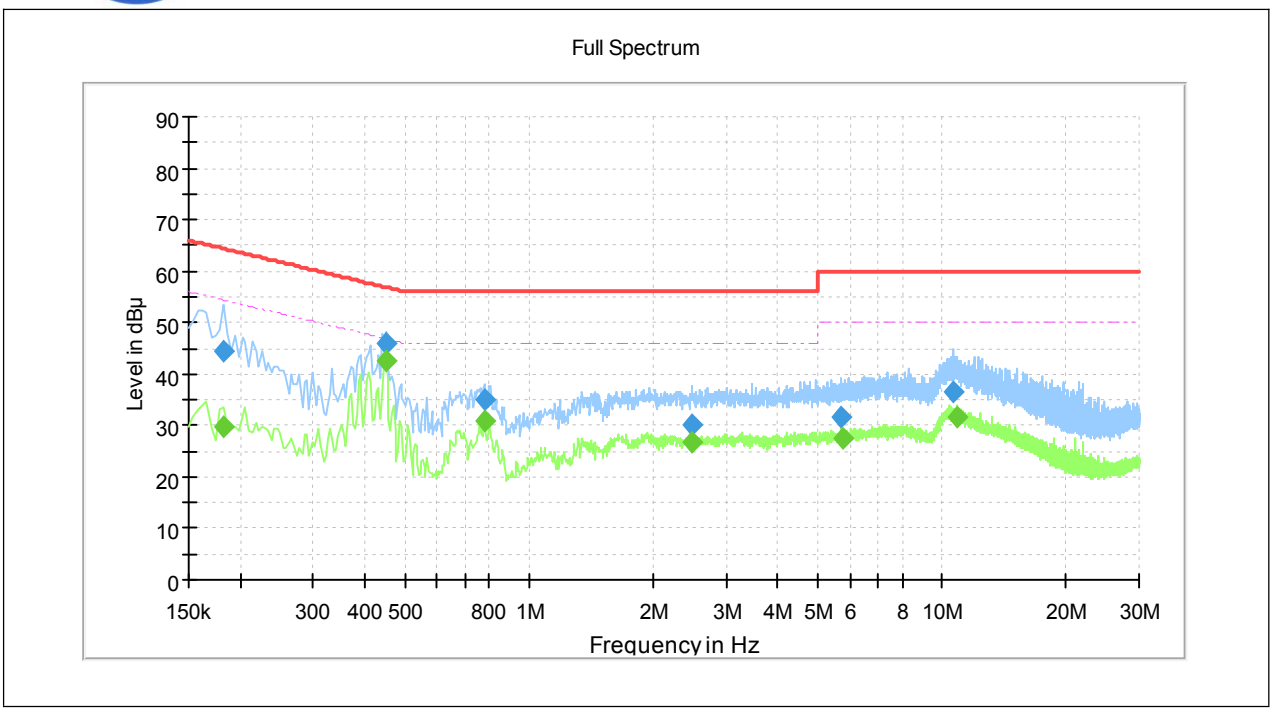

(Plot B: N Phase)

Frequency (MHz)	MaxPeak (dBµV)	Average (dBµV)	Limit (dBµV)	Margin (dB)	Line	Corr. (dB)
0.182000	---	29.71	54.39	24.68	N	10.5
0.182000	44.38	---	64.39	20.01	N	10.5
0.450000	---	42.52	46.88	4.35	N	10.4
0.450000	45.98	---	56.88	10.90	N	10.4
0.782000	---	31.06	46.00	14.94	N	10.4
0.782000	35.09	---	56.00	20.91	N	10.4
2.490000	29.96	---	56.00	26.04	N	10.5
2.490000	---	26.58	46.00	19.42	N	10.5
5.694000	31.71	---	60.00	28.29	N	10.7
5.730000	---	27.63	50.00	22.37	N	10.7
10.678000	36.36	---	60.00	23.64	N	10.9
10.906000	---	31.54	50.00	18.46	N	10.9

2.8. Radiated Emission

2.8.1. Requirement

The peak emissions outside of the frequency bands of operation shall be attenuated in axcordance with the following limits:

(1) For transmitters operating in the 5.15–5.25 GHz band: all emissions outside of the 5.15–5.35 GHz band shall not exceed an EIRP of -27dBm/MHz.

(2) For transmitters operating in the 5.25–5.35 GHz band: all emissions outside of the 5.15–5.35 GHz band shall not exceed an EIRP of -27dBm/MHz.

(3) For transmitters operating in the 5.725-5.85 GHz band: All emissions within the frequency range from the band edge to 10 MHz above or below the band edge shall not exceed an e.i.r.p. of −17 dBm/MHz; for frequencies 10 MHz or greater above or below the band edge, emissions shall not exceed an e.i.r.p. of −27 dBm/MHz.

The following formula is used to convert the equipment isotropic radiated power(eirp) to field strength (dBμV/m);

$$E = 1000000 \times \sqrt{30P} / 3 \ \mu V/m$$

where P is the EIRP in Watts

Therefore: -27 dBm/MHz = 68.23 dBuV/m

Unwanted emissions below 1 GHz must comply with the general field strength limits set forth in § 15.209. Axcording to FCC section 15.209 (a), except as provided elsewhere in this subpart, the emissions from an intentional radiator shall not exceed the field strength levels specified in the following table:

Frequency (MHz)	Field Strength (μV/m)	Measurement Distance (m)
0.009 - 0.490	2400/F(kHz)	300
0.490 - 1.705	24000/F(kHz)	30
1.705 - 30.0	30	30
30 - 88	100	3
88 - 216	150	3
216 - 960	200	3
Above 960	500	3

Note:

For Above 1000MHz, the emission limit in this paragraph is based on measurement instrumentation employing an average detector, measurement using instrumentation with a peak detector function, corresponding to 20dB above the maximum permitted average limit.

In addition, radiated emissions which fall in the restricted bands, as defined in Section 15.205(a), also should comply with the radiated emission limits specified in Section 15.209(a)(above table)

2.8.2. Test Description

A. Test Setup:

1) For radiated emissions from 9kHz to 30MHz

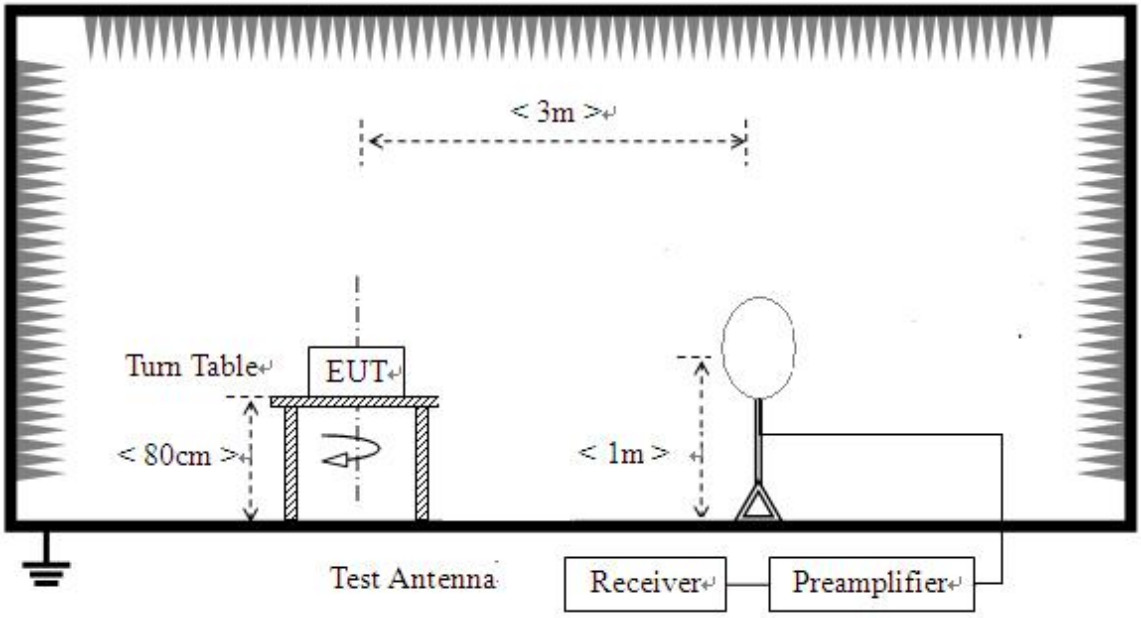

2) For radiated emissions from 30MHz to1GHz

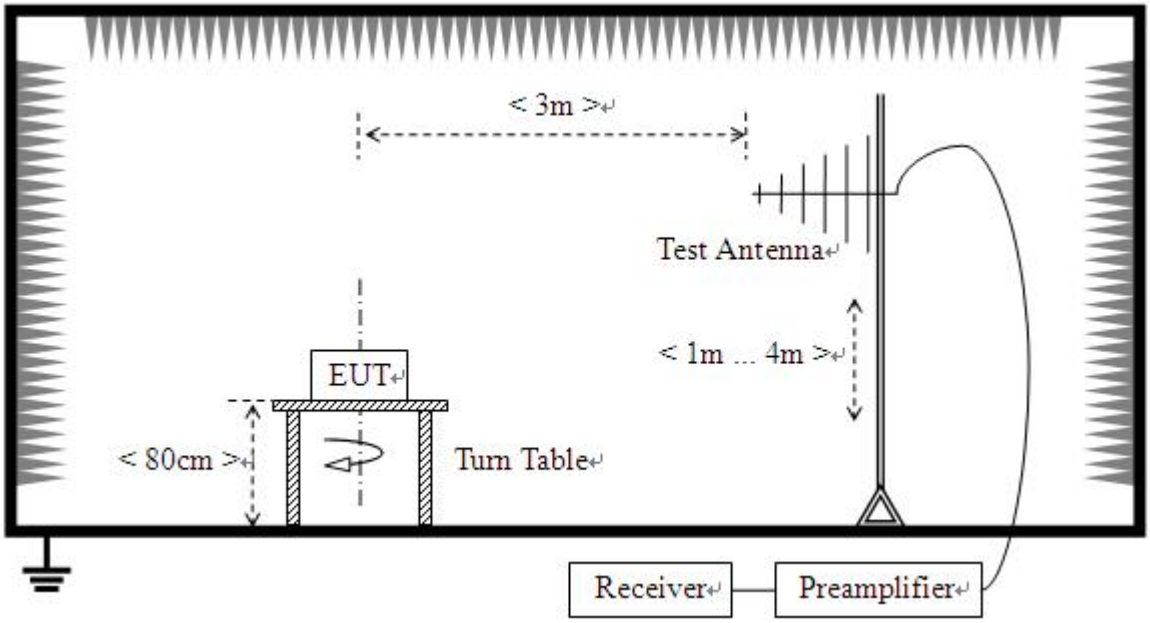

3) For radiated emissions above 1GHz

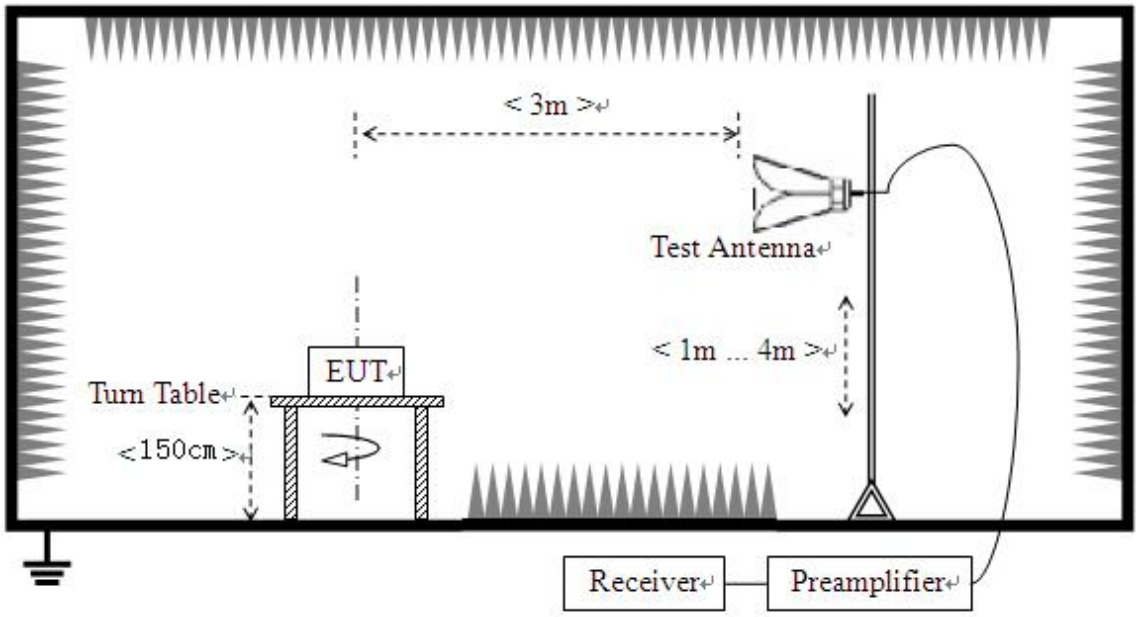

The RF absorbing material used on the reference ground plane and on the turntable have a maximum heigHEW (thickness) of 30 cm (12 in) and have a minimum-rated attenuation of 20 dB at all frequencies from 1 GHz to 18 GHz.

The test site semi-anechoic chamber has met the requirement of NSA tolerance 4dB axcording to the standards: ANSI C63.10 (2013). For radiated emissions below or equal to 1GHz, The EUT was set-up on insulator 80cm above the Ground Plane, For radiated emissions above 1GHz, The EUT

was set-up on insulator 150cm above the Ground Plane. The set-up and test methods were axcording to ANSI C63.10

For the Test Antenna:

(a) In the frequency range of 9kHz to 30MHz, magnetic field is measured with Loop Test Antenna. The Test Antenna is positioned with its plane vertical at 1m distance from the EUT. The center of the Loop Test Antenna is 1m above the ground. During the measurement the Loop Test Antenna rotates about its vertical axis for maximum response at eaxh azimuth about the EUT.
(b) In the frequency range above 30MHz, Bi-Log Test Antenna (30MHz to 1GHz) and Horn Test Antenna (above 1GHz) are used. Plaxe the test antenna at 3m away from area of the EUT, while keeping the test antenna aimed at the source of emissions at eaxh frequency of significant emissions, with polarization oriented for maximum response. The test antenna may have to be higher or lower than the EUT, depending on the radiation pattern of the emission and staying aimed at the emission source for receiving the maximum signal. The final test antenna elevation shall be that which maximizes the emissions. The test antenna elevation for maximum emissions shall be restricted to a range of heigHEWs of from 1 m to 4 m above the ground or reference ground plane. The emission levels at both horizontal and vertical polarizations should be tested.
For Radiated emission below 30MHz
a. The EUT was plaxed on the top of a rotating table 0.8 meters above the ground at a 3 meter chamber room. The table was rotated 360 degrees to determine the position of the highest radiation.
b. The EUT was set 3 meters away from the interference-receiving antenna, which was mounted on the top of a variable-heigHEW antenna tower.
c. Parallel, perpendicular, and ground-parallel orientations of the antenna are set to make the measurement.
d. For eaxh suspected emission, the EUT was arranged to its worst case and the rotatable table was turned from 0 degrees to 360 degrees to find the maximum reading.
e. The test-receiver system was set to Quasi-Peak Detect Function and Specified Bandwidth with Maximum Hold Mode.
NOTE:
1. The resolution bandwidth and video bandwidth of test receiver/spectrum analyzer is 9kHz at frequency below 30MHz.

For Radiated emission above 30MHz
a. The EUT was plaxed on the top of a rotating table 0.8 meters (for 30MHz ~ 1GHz) / 1.5 meters (for above 1GHz) above the ground at 3 meter chamber room for test. The table was rotated 360 degrees to determine the position of the highest radiation.
b. The EUT was set 3 meters away from the interference-receiving antenna, which was mounted on the top of a variable-heigHEW antenna tower.

c. The heigHEW of antenna is varied from one meter to four meters above the ground to determine the maximum value of the field strength. Both horizontal and vertical polarizations of the antenna are set to make the measurement.

d. For eaxh suspected emission, the EUT was arranged to its worst case and then the antenna was tuned to heigHEWs from 1 meter to 4 meters and the rotatable table was turned from 0 degrees to 360 degrees to find the maximum reading.

e. The test-receiver system was set to quasi-peak detect function and specified bandwidth with maximum hold mode when the test frequency is below 1 GHz.

f. The test-receiver system was set to peak and average detect function and specified bandwidth with maximum hold mode when the test frequency is above 1 GHz. If the peak reading value also meets average limit, measurement with the average detector is unnecessary.

Note:

1. The resolution bandwidth and video bandwidth of test receiver/spectrum analyzer is 120kHz for Quasipeak detection (QP) at frequency below 1GHz.
2. The resolution bandwidth of test receiver/spectrum analyzer is 1 MHz and the video bandwidth is 3 MHz for Peak detection (PK) at frequency above 1GHz.
3. The resolution bandwidth of test receiver/spectrum analyzer is 1MHz and the video bandwidth is ≥ 1/T (Duty cycle < 98%) or 10Hz (Duty cycle ≥ 98%) for Average detection (AV) at frequency above 1GHz.
4. All modes of operation were investigated and the worst-case emissions are reported.

2.8.3. Test Result

Note1: For the frequency, which started from 9 kHz to 30MHz, was pre-scanned and the result which was 20dB lower than the limit was not recorded.
Note2: For the frequency, which started from 18GHz to 40GHz, was pre-scanned and the result which was 20dB lower than the limit was not recorded.

802.11a Test mode

Plot for Channel = 36

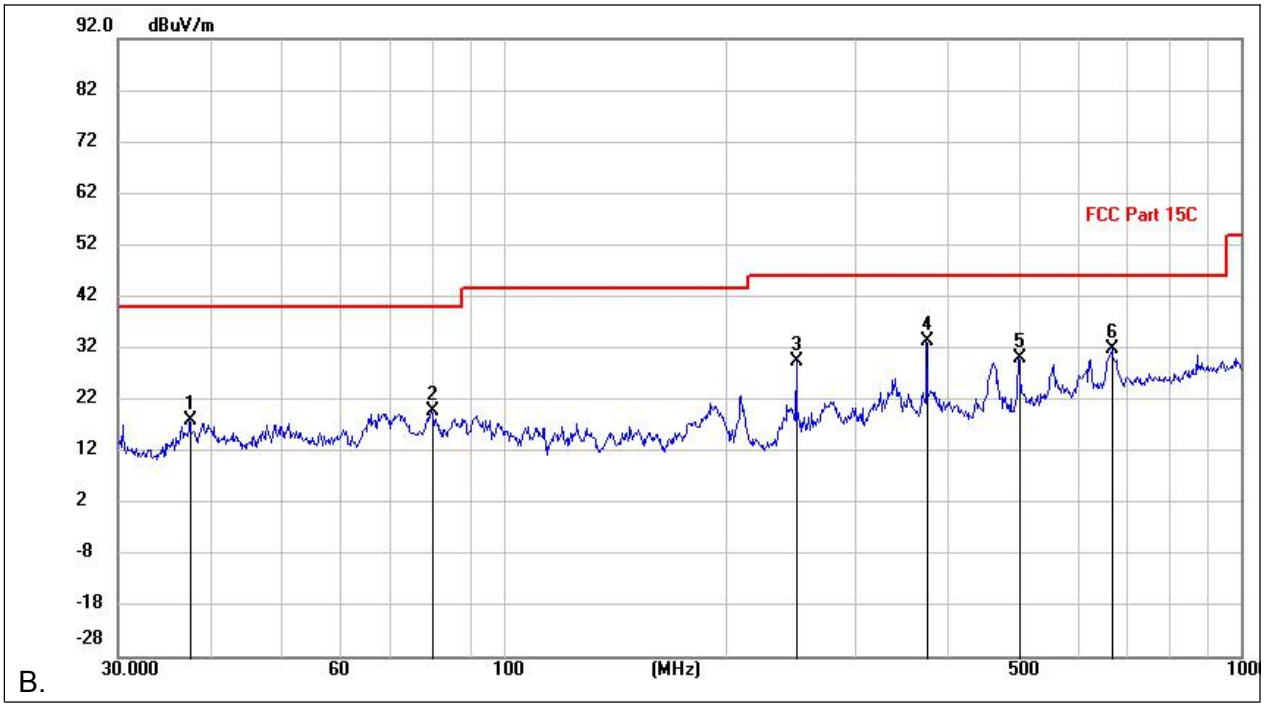

(802.11ax _5180MHz, Antenna Horizontal, 30MHz to 1GHz)

Frequency (MHz)	Reading (dBuV)	Factor (dB/m)	Level (dBuV/m)	Limit (dBuV/m)	Margin (dB)	Det.	Pol
37.6072	4.19	13.84	18.03	40.00	-21.97	peak	H
80.0525	8.75	10.95	19.70	40.00	-20.30	peak	H
249.9942	14.61	14.89	29.50	46.00	-16.50	peak	H
375.0169	15.06	18.39	33.45	46.00	-12.55	peak	H
500.0380	8.13	22.00	30.13	46.00	-15.87	peak	H
668.2594	7.43	24.44	31.87	46.00	-14.13	peak	H

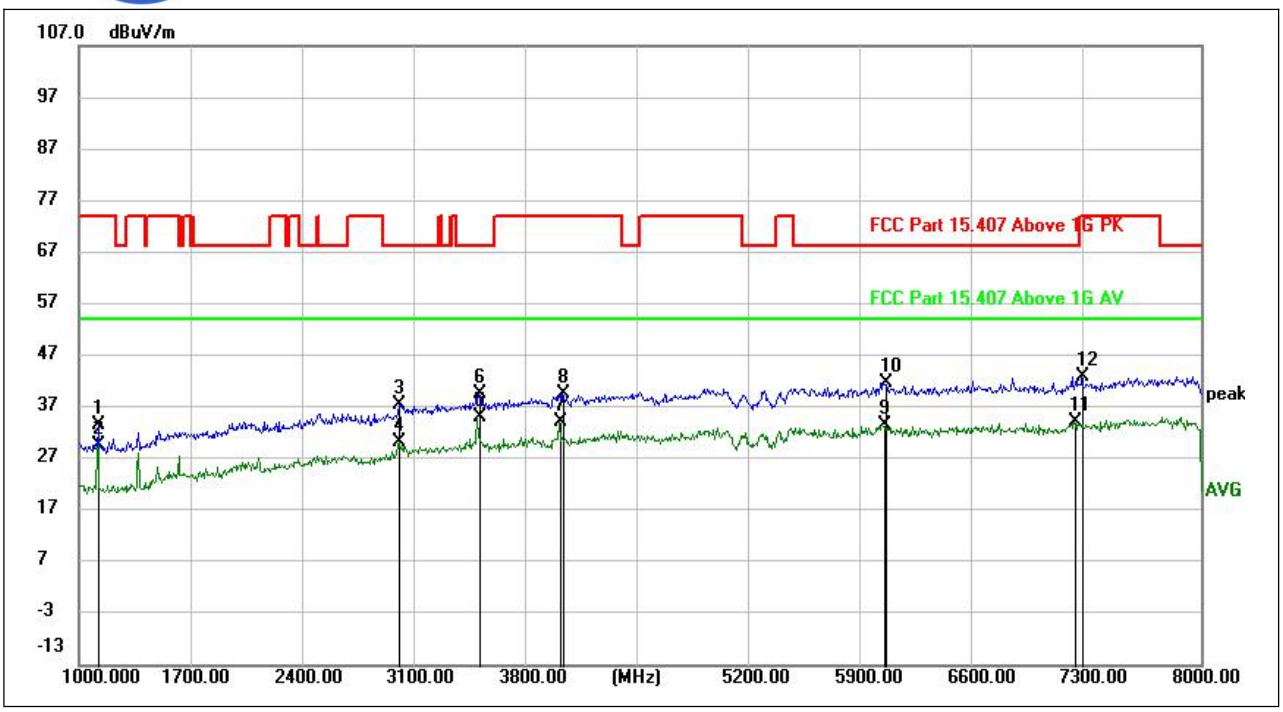

(802.11ax _5180MHz, Antenna Horizontal , 1GHz to 8GHz)

Frequency (MHz)	Reading (dBuV)	Factor (dB/m)	Level (dBuV/m)	Limit (dBuV/m)	Margin (dB)	Det.	Pol
1124.950	51.25	-17.66	33.59	74.00	-40.41	peak	H
1124.950	47.20	-17.66	29.54	54.00	-24.46	AVG	H
3000.600	46.72	-9.19	37.53	68.20	-30.67	peak	H
3000.600	39.37	-9.19	30.18	54.00	-23.82	AVG	H
3493.050	42.86	-7.88	34.98	54.00	-19.02	AVG	H
3498.300	47.65	-8.03	39.62	68.20	-28.58	peak	H
3999.850	40.72	-6.68	34.04	54.00	-19.96	AVG	H
4024.000	45.03	-5.56	39.47	74.00	-34.53	peak	H
6021.100	36.54	-2.81	33.73	54.00	-20.27	AVG	H
6028.800	44.51	-2.85	41.66	68.20	-26.54	peak	H
7216.000	34.65	-0.59	34.06	54.00	-19.94	AVG	H
7259.400	43.57	-0.61	42.96	74.00	-31.04	peak	H

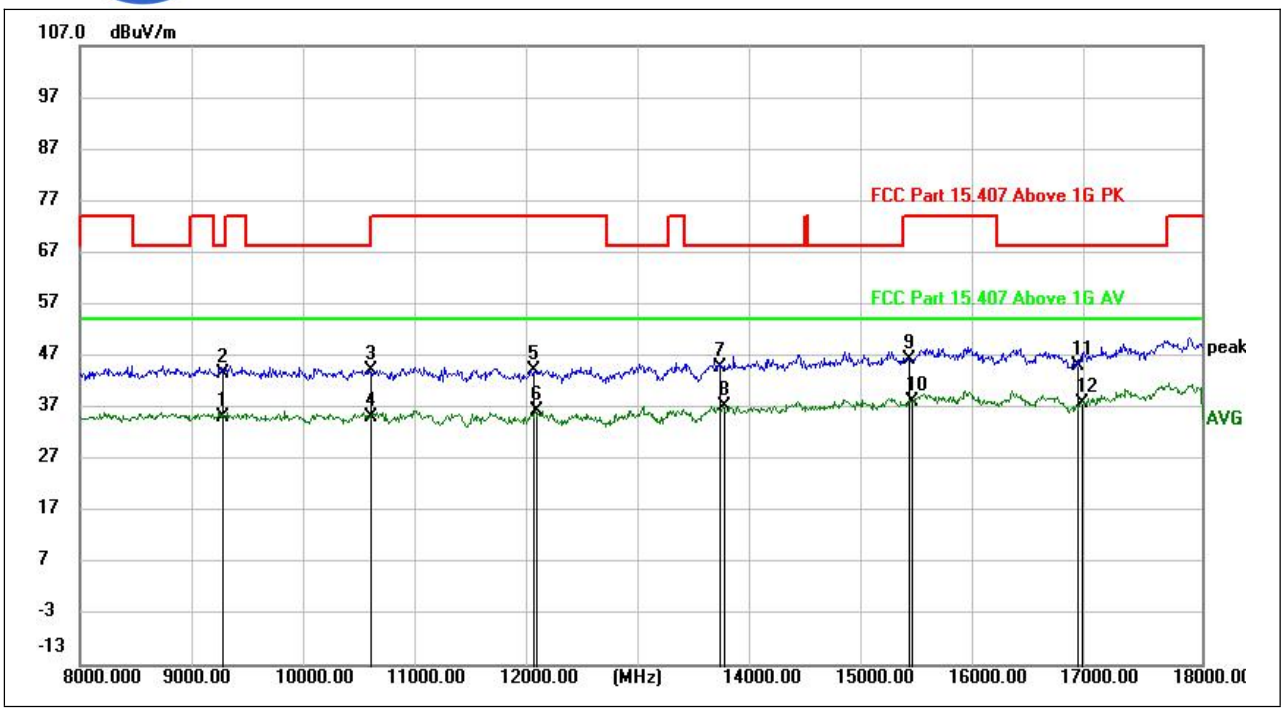

(802.11ax _5180MHz, Antenna Horizontal, 8GHz to 18GHz)

Frequency (MHz)	Reading (dBuV)	Factor (dB/m)	Level (dBuV/m)	Limit (dBuV/m)	Margin (dB)	Det.	Pol
9268.500	32.87	2.18	35.05	54.00	-18.95	AVG	H
9271.500	41.29	2.18	43.47	68.20	-24.73	peak	H
10589.500	41.41	2.64	44.05	68.20	-24.15	peak	H
10589.500	32.58	2.64	35.22	54.00	-18.78	AVG	H
12033.500	39.66	4.41	44.07	74.00	-29.93	peak	H
12067.500	31.83	4.41	36.24	54.00	-17.76	AVG	H
13706.000	37.40	7.25	44.65	68.20	-23.55	peak	H
13739.000	29.91	7.16	37.07	54.00	-16.93	AVG	H
15389.000	35.95	10.24	46.19	74.00	-27.81	peak	H
15412.500	27.83	10.23	38.06	54.00	-15.94	AVG	H
16892.000	33.92	11.27	45.19	68.20	-23.01	peak	H
16922.500	26.58	11.26	37.84	54.00	-16.16	AVG	H

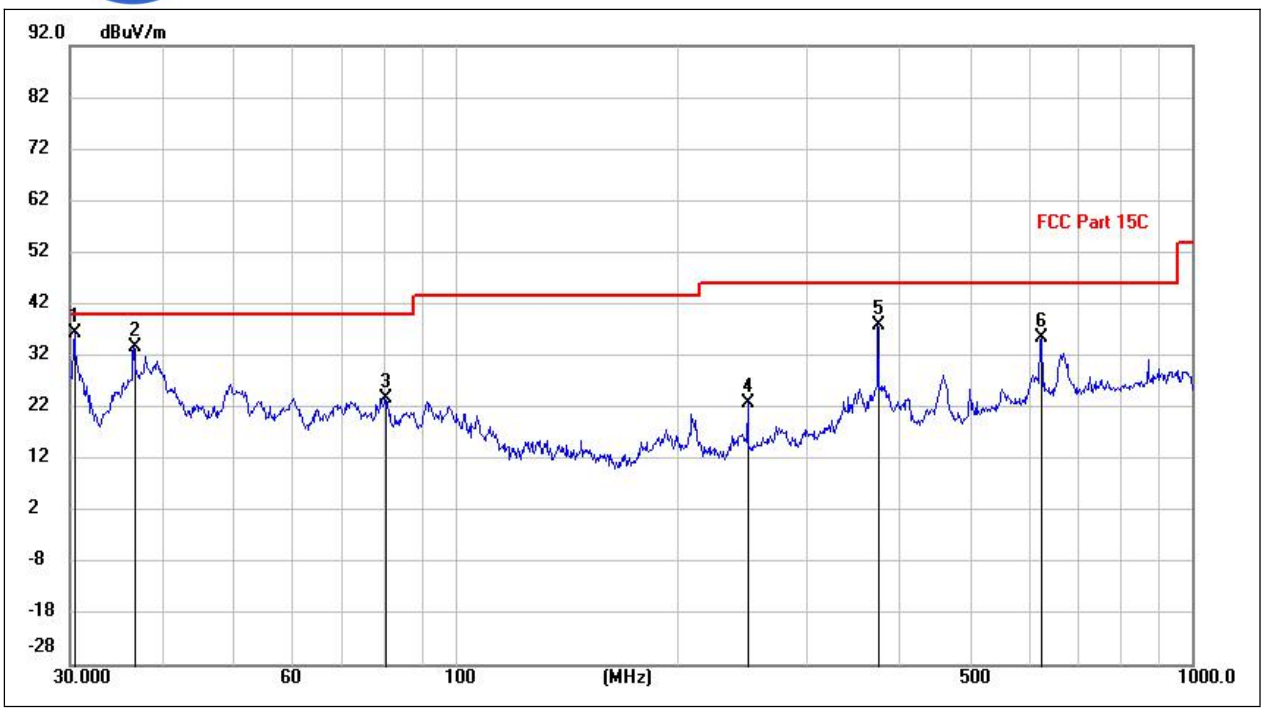

(802.11ax _5180MHz, Antenna Vertical, 30MHz to 1GHz)

Frequency (MHz)	Reading (dBuV)	Factor (dB/m)	Level (dBuV/m)	Limit (dBuV/m)	Margin (dB)	Det.	Pol
30.4611	23.16	13.07	36.23	40.00	-3.77	peak	V
36.6567	20.21	13.41	33.62	40.00	-6.38	peak	V
80.4183	13.03	10.78	23.81	40.00	-16.19	peak	V
249.9942	7.85	14.89	22.74	46.00	-23.26	peak	V
375.0169	19.39	18.39	37.78	46.00	-8.22	peak	V
625.0780	11.77	23.84	35.61	46.00	-10.39	peak	V

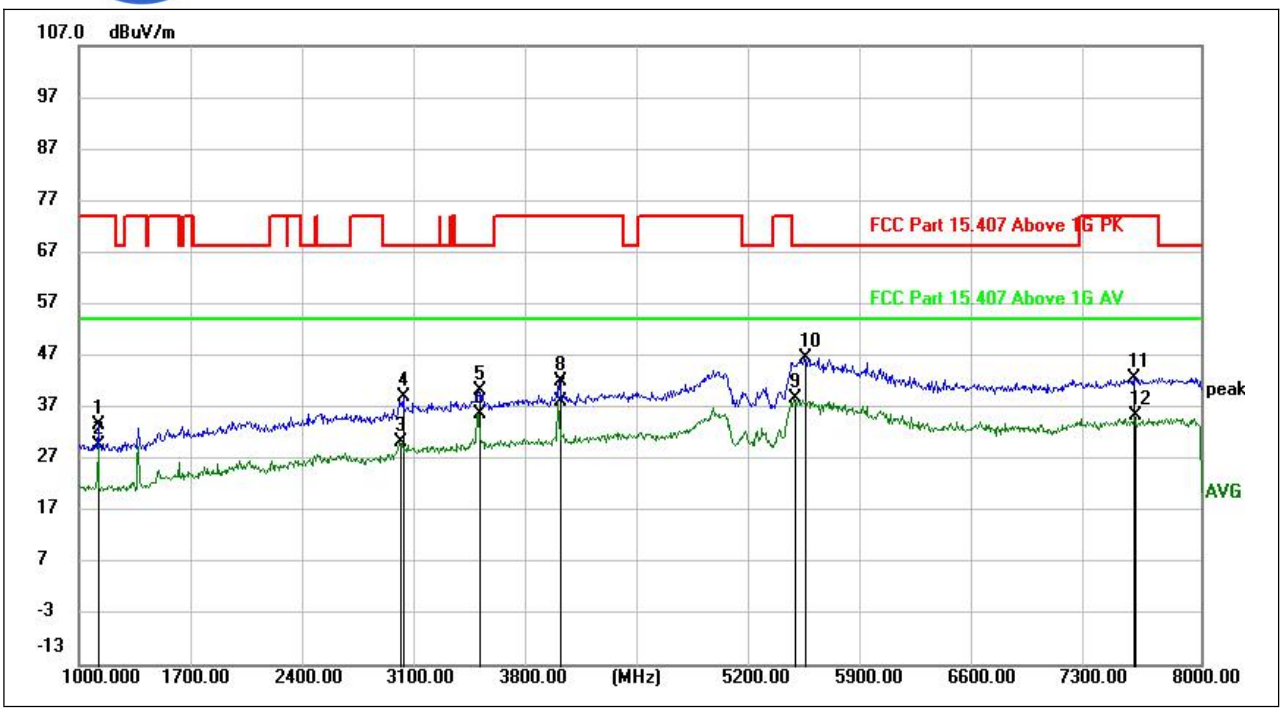

(802.11ax _5180MHz, Antenna Vertical, 1GHz to 8GHz)

Frequency (MHz)	Reading (dBuV)	Factor (dB/m)	Level (dBuV/m)	Limit (dBuV/m)	Margin (dB)	Det.	Pol
1124.950	51.24	-17.66	33.58	74.00	-40.42	peak	V
1124.950	47.25	-17.66	29.59	54.00	-24.41	AVG	V
3007.600	37.46	-7.12	30.34	54.00	-23.66	AVG	V
3030.000	46.55	-7.65	38.90	68.20	-29.30	peak	V
3493.400	45.64	-5.37	40.27	68.20	-27.93	peak	V
3493.400	41.13	-5.37	35.76	54.00	-18.24	AVG	V
3999.850	42.03	-3.98	38.05	54.00	-15.95	AVG	V
4000.200	45.95	-3.98	41.97	74.00	-32.03	peak	V
5465.300	40.99	-2.34	38.65	54.00	-15.35	AVG	V
5535.650	48.83	-2.19	46.64	68.20	-21.56	peak	V
7585.600	42.66	-0.16	42.50	74.00	-31.50	peak	V
7594.000	35.48	-0.17	35.31	54.00	-18.69	AVG	V

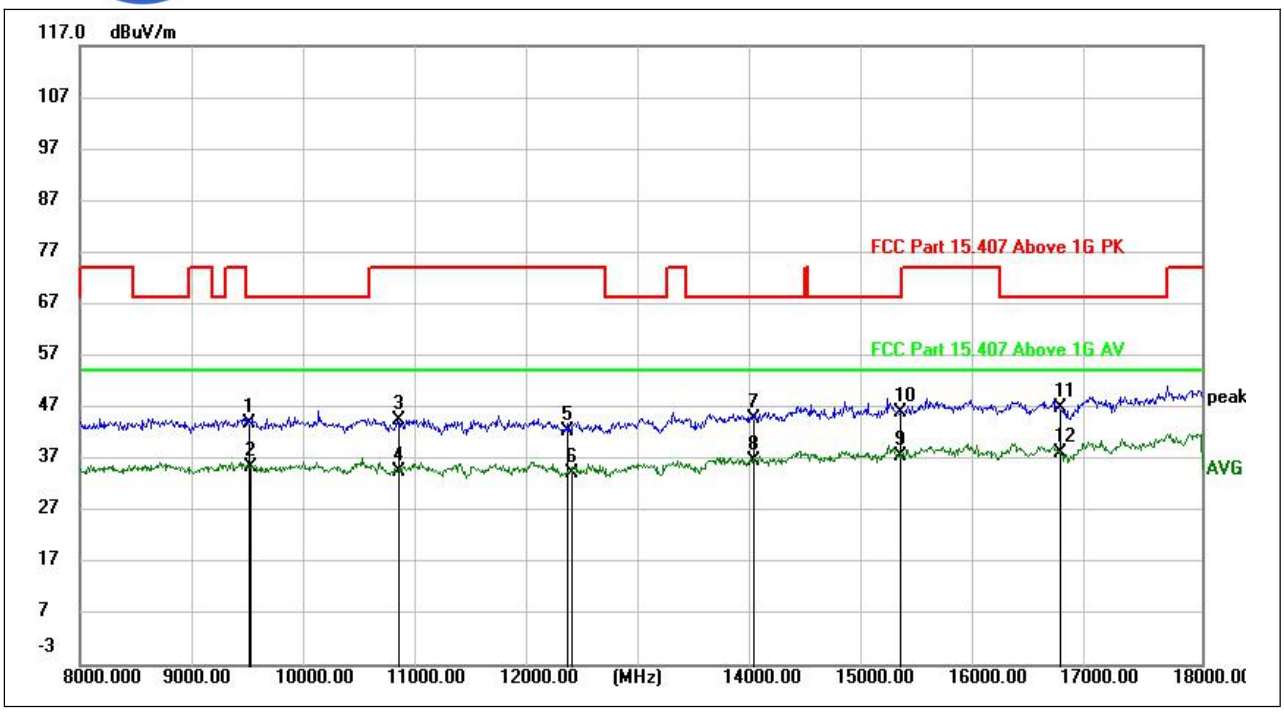

(802.11ax _5180MHz, Antenna Vertical, 8GHz to 18GHz)

Frequency (MHz)	Reading (dBuV)	Factor (dB/m)	Level (dBuV/m)	Limit (dBuV/m)	Margin (dB)	Det.	Pol
9502.500	41.43	2.31	43.74	68.20	-24.46	peak	V
9517.500	33.10	2.35	35.45	54.00	-18.55	AVG	V
10839.000	41.64	2.97	44.61	74.00	-29.39	peak	V
10839.000	31.70	2.97	34.67	54.00	-19.33	AVG	V
12347.500	37.52	4.83	42.35	74.00	-31.65	peak	V
12387.000	29.79	4.49	34.28	54.00	-19.72	AVG	V
14005.000	36.29	8.37	44.66	68.20	-23.54	peak	V
14008.500	28.36	8.39	36.75	54.00	-17.25	AVG	V
15302.500	27.67	9.77	37.44	54.00	-16.56	AVG	V
15317.500	36.37	9.72	46.09	68.20	-22.11	peak	V
16730.500	35.27	11.69	46.96	68.20	-21.24	peak	V
16730.500	26.59	11.69	38.28	54.00	-15.72	AVG	V

Plots for Channel = 40

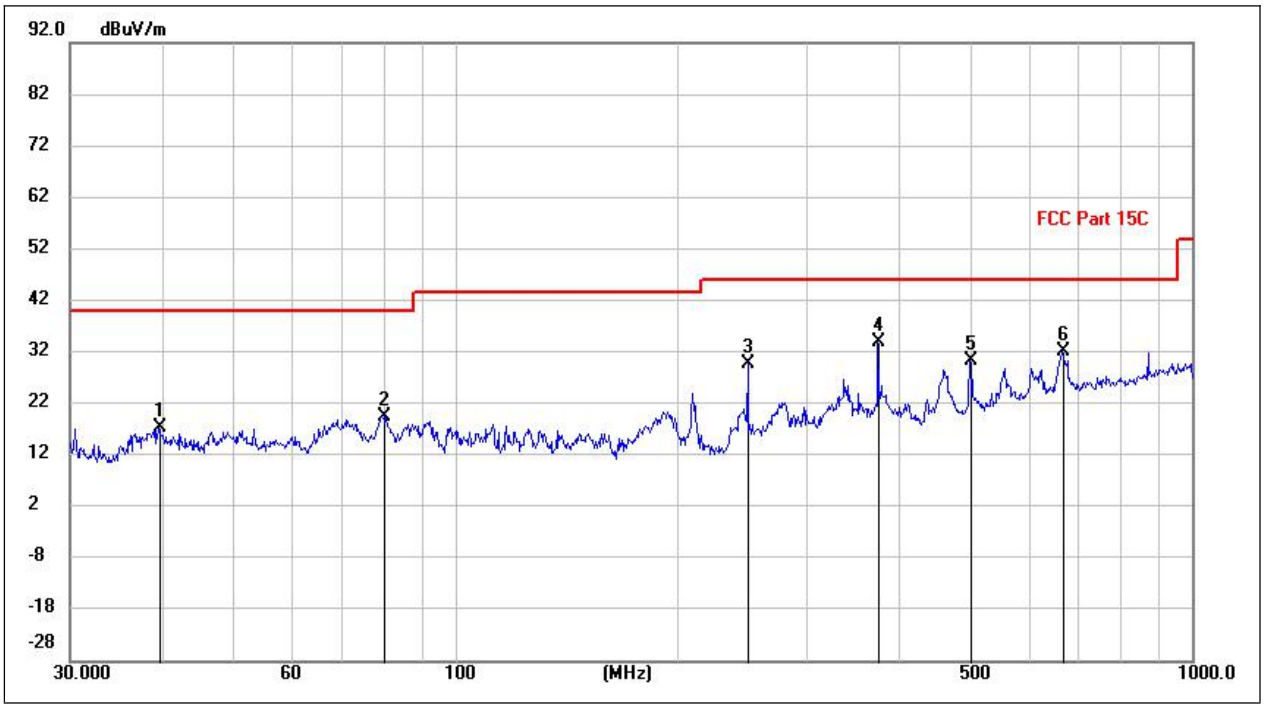

(802.11ax _5200MHz, Antenna Horizontal, 30MHz to 1GHz)

Frequency (MHz)	Reading (dBuV)	Factor (dB/m)	Level (dBuV/m)	Limit (dBuV/m)	Margin (dB)	Det.	Pol
39.6660	2.05	15.20	17.25	40.00	-22.75	peak	H
80.2211	8.58	10.87	19.45	40.00	-20.55	peak	H
249.9942	14.88	14.89	29.77	46.00	-16.23	peak	H
375.0169	15.43	18.39	33.82	46.00	-12.18	peak	H
500.0380	8.29	22.00	30.29	46.00	-15.71	peak	H
666.9719	7.79	24.39	32.18	46.00	-13.82	peak	H

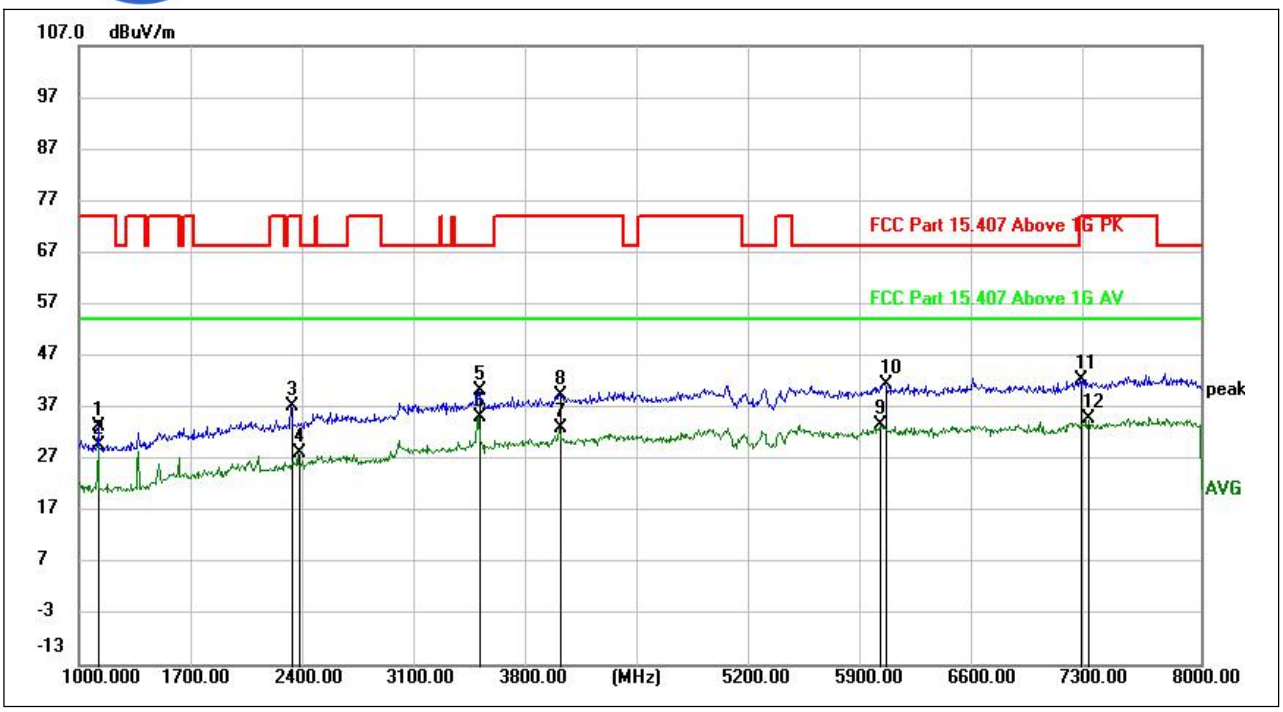

(802.11ax _5200MHz, Antenna Horizontal, 1GHz to 8GHz)

Frequency (MHz)	Reading (dBuV)	Factor (dB/m)	Level (dBuV/m)	Limit (dBuV/m)	Margin (dB)	Det.	Pol
1124.950	51.02	-17.66	33.36	74.00	-40.64	peak	H
1124.950	47.42	-17.66	29.76	54.00	-24.24	AVG	H
2328.950	48.99	-11.70	37.29	74.00	-36.71	peak	H
2374.800	39.16	-10.91	28.25	54.00	-25.75	AVG	H
3493.400	48.07	-7.89	40.18	68.20	-28.02	peak	H
3493.400	42.99	-7.89	35.10	54.00	-18.90	AVG	H
3999.850	39.77	-6.68	33.09	54.00	-20.91	AVG	H
4007.200	45.78	-6.34	39.44	74.00	-34.56	peak	H
6005.000	36.34	-2.73	33.61	54.00	-20.39	AVG	H
6032.650	44.43	-2.88	41.55	68.20	-26.65	peak	H
7246.100	42.90	-0.55	42.35	68.20	-25.85	peak	H
7296.150	35.52	-0.74	34.78	54.00	-19.22	AVG	H

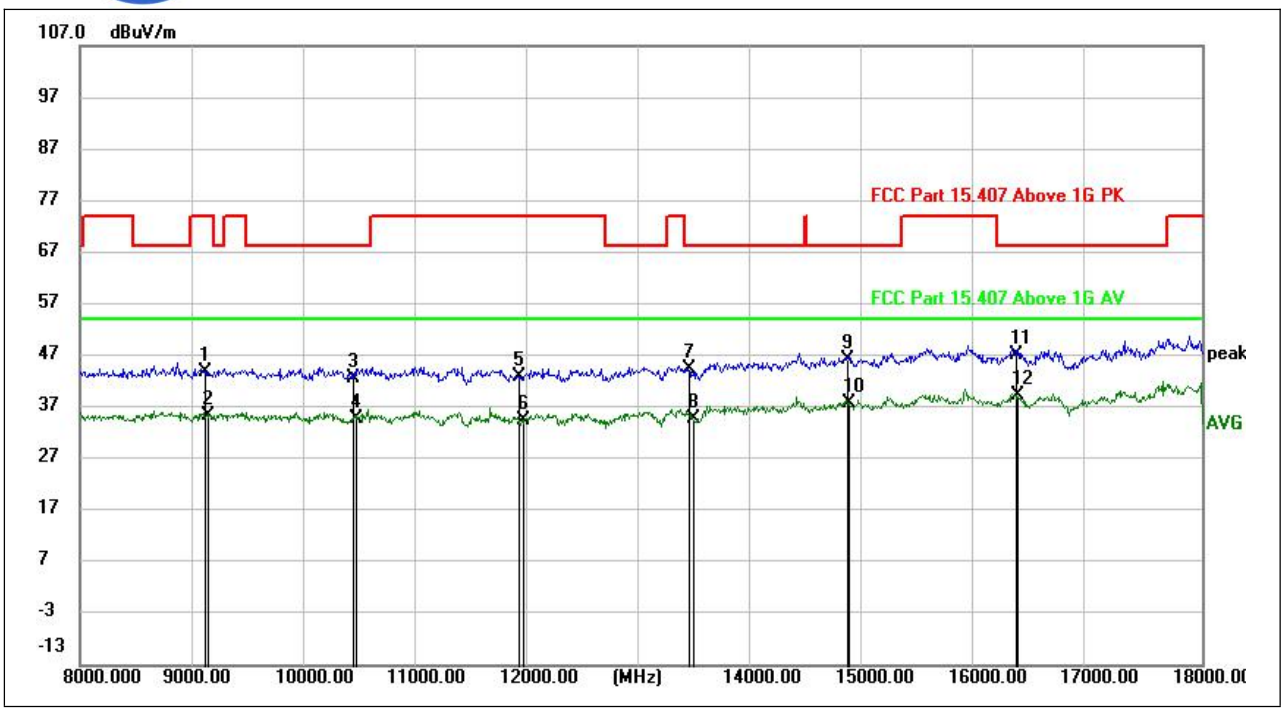

(802.11ax_5200MHz, Antenna Horizontal, 8GHz to 18GHz)

Frequency (MHz)	Reading (dBuV)	Factor (dB/m)	Level (dBuV/m)	Limit (dBuV/m)	Margin (dB)	Det.	Pol
9111.500	42.07	1.77	43.84	74.00	-30.16	peak	H
9147.500	33.32	2.00	35.32	54.00	-18.68	AVG	H
10434.500	39.84	2.75	42.59	68.20	-25.61	peak	H
10453.000	31.79	2.92	34.71	54.00	-19.29	AVG	H
11916.000	39.02	3.82	42.84	74.00	-31.16	peak	H
11949.000	30.69	3.81	34.50	54.00	-19.50	AVG	H
13427.500	37.70	6.62	44.32	68.20	-23.88	peak	H
13463.000	28.10	6.55	34.65	54.00	-19.35	AVG	H
14834.000	37.25	9.09	46.34	68.20	-21.86	peak	H
14843.000	28.81	9.11	37.92	54.00	-16.08	AVG	H
16337.000	35.80	11.35	47.15	68.20	-21.05	peak	H
16352.500	27.94	11.40	39.34	54.00	-14.66	AVG	H

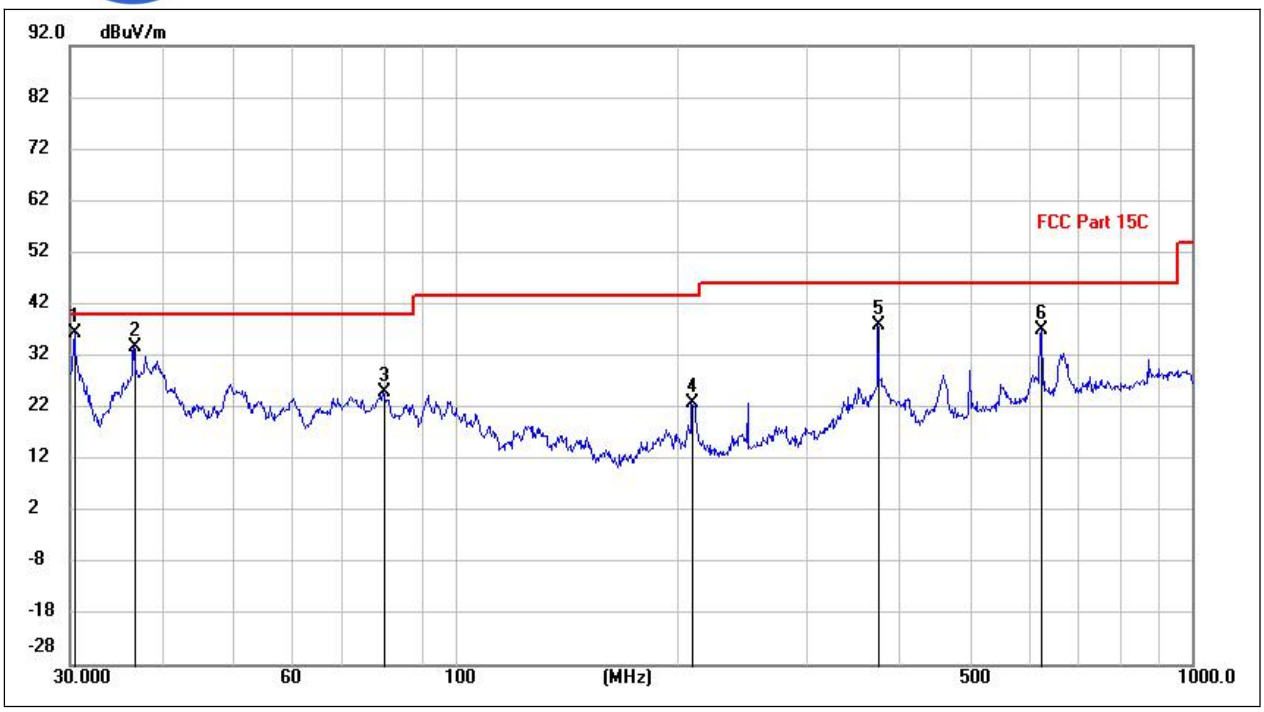

(802.11ax _5200MHz, Antenna Vertical, 30MHz to 1GHz)

Frequency (MHz)	Reading (dBuV)	Factor (dB/m)	Level (dBuV/m)	Limit (dBuV/m)	Margin (dB)	Det.	Pol
30.4611	23.16	13.07	36.23	40.00	-3.77	peak	V
36.6567	20.21	13.41	33.62	40.00	-6.38	peak	V
79.8843	14.04	10.90	24.94	40.00	-15.06	peak	V
209.9746	9.62	13.30	22.92	43.50	-20.58	peak	V
375.0169	19.39	18.39	37.78	46.00	-8.22	peak	V
625.0780	13.09	23.84	36.93	46.00	-9.07	peak	V

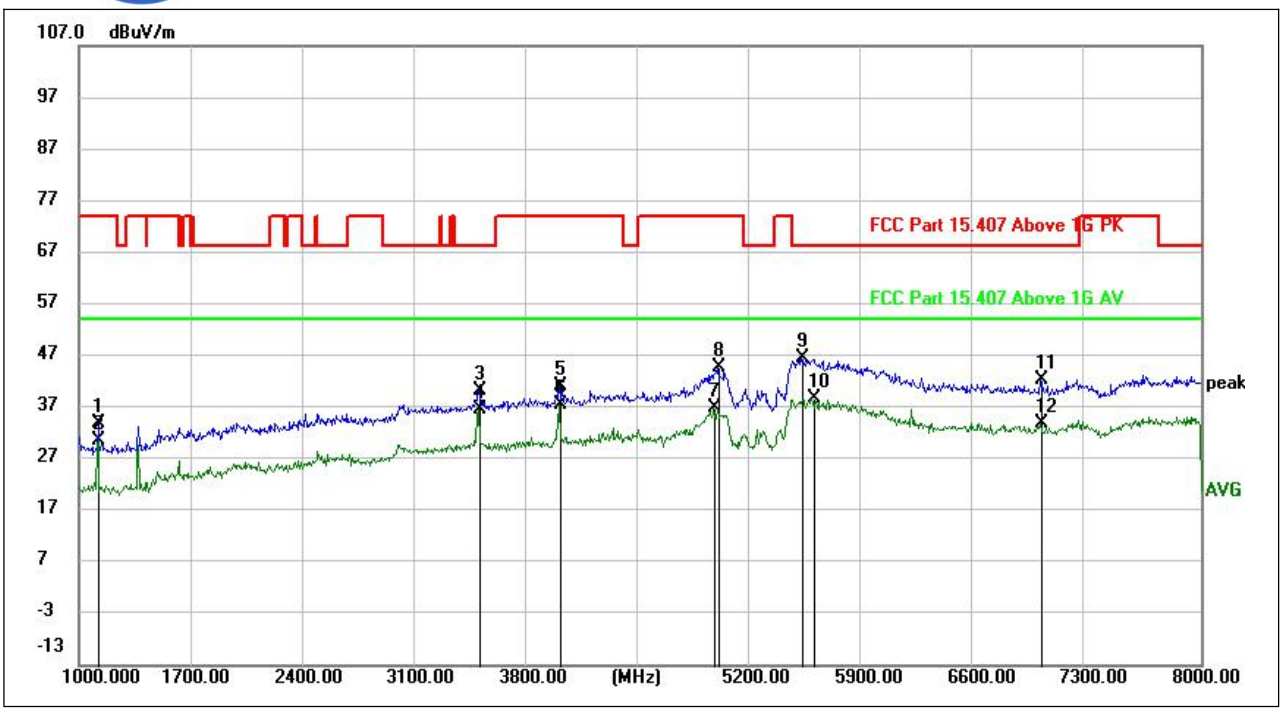

(802.11ax _5200MHz, Antenna Vertical, 1GHz to 8GHz)

Frequency (MHz)	Reading (dBuV)	Factor (dB/m)	Level (dBuV/m)	Limit (dBuV/m)	Margin (dB)	Det.	Pol
1124.950	51.69	-17.66	34.03	74.00	-39.97	peak	V
1124.950	48.33	-17.66	30.67	54.00	-23.33	AVG	V
3493.400	45.62	-5.37	40.25	68.20	-27.95	peak	V
3493.400	41.92	-5.37	36.55	54.00	-17.45	AVG	V
3999.850	45.19	-3.98	41.21	74.00	-32.79	peak	V
3999.850	41.40	-3.98	37.42	54.00	-16.58	AVG	V
4969.000	39.49	-2.68	36.81	54.00	-17.19	AVG	V
4989.650	47.37	-2.71	44.66	74.00	-29.34	peak	V
5513.600	48.58	-1.93	46.65	68.20	-21.55	peak	V
5580.800	41.63	-2.80	38.83	54.00	-15.17	AVG	V
7003.200	43.45	-1.19	42.26	68.20	-25.94	peak	V
7003.200	35.11	-1.19	33.92	54.00	-20.08	AVG	V

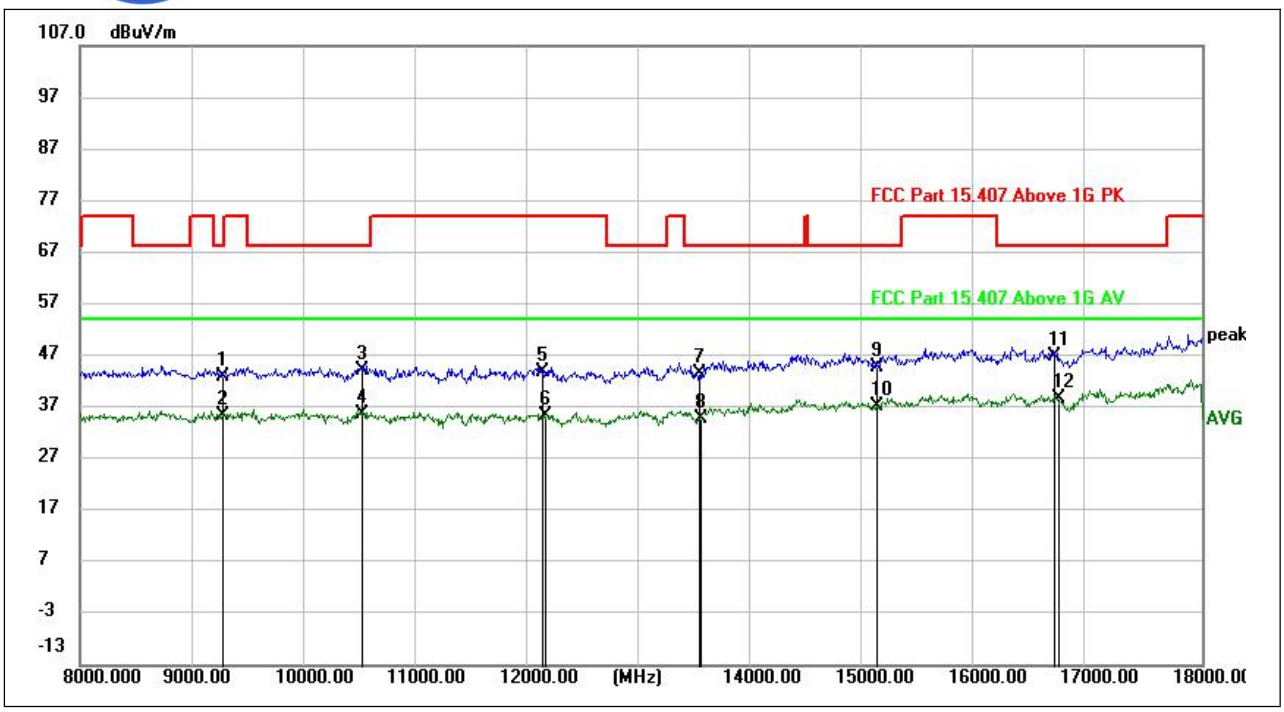

(802.11a _5200MHz, Antenna Vertical, 8GHz to 18GHz)

Frequency (MHz)	Reading (dBuV)	Factor (dB/m)	Level (dBuV/m)	Limit (dBuV/m)	Margin (dB)	Det.	Pol
9272.500	40.82	2.18	43.00	68.20	-25.20	peak	V
9274.000	33.36	2.18	35.54	54.00	-18.46	AVG	V
10503.500	40.20	3.95	44.15	68.20	-24.05	peak	V
10503.500	31.89	3.95	35.84	54.00	-18.16	AVG	V
12116.500	39.41	4.31	43.72	74.00	-30.28	peak	V
12147.500	30.85	4.46	35.31	54.00	-18.69	AVG	V
13511.000	36.57	6.86	43.43	68.20	-24.77	peak	V
13532.500	27.78	6.94	34.72	54.00	-19.28	AVG	V
15103.000	34.61	10.08	44.69	68.20	-23.51	peak	V
15104.500	27.03	10.06	37.09	54.00	-16.91	AVG	V
16672.500	35.15	11.72	46.87	68.20	-21.33	peak	V
16710.500	27.05	11.73	38.78	54.00	-15.22	AVG	V

Plot for Channel = 48

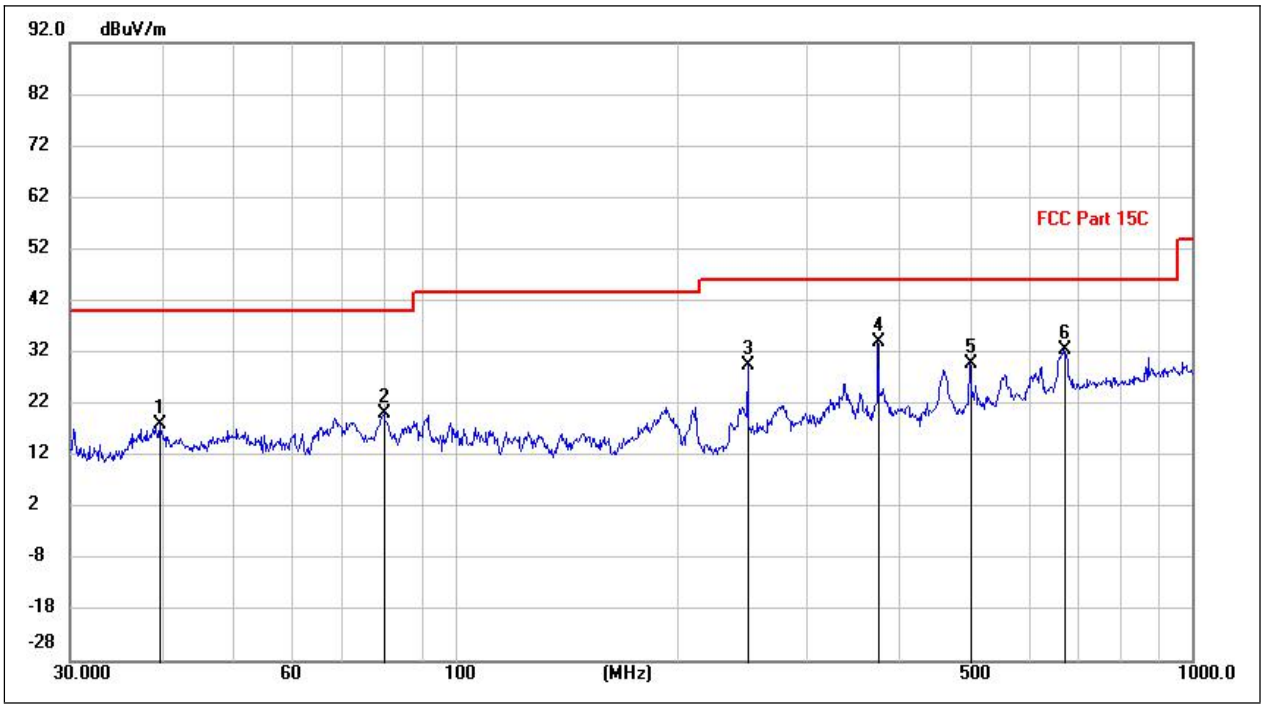

(802.11ax _5240MHz, Antenna Horizontal, 30MHz to 1GHz)

Frequency (MHz)	Reading (dBuV)	Factor (dB/m)	Level (dBuV/m)	Limit (dBuV/m)	Margin (dB)	Det.	Pol
39.8263	2.57	15.44	18.01	40.00	-21.99	peak	H
80.1789	9.35	10.89	20.24	40.00	-19.76	peak	H
249.9942	14.56	14.89	29.45	46.00	-16.55	peak	H
375.0169	15.70	18.39	34.09	46.00	-11.91	peak	H
500.0380	7.66	22.00	29.66	46.00	-16.34	peak	H
671.0773	7.96	24.57	32.53	46.00	-13.47	peak	H

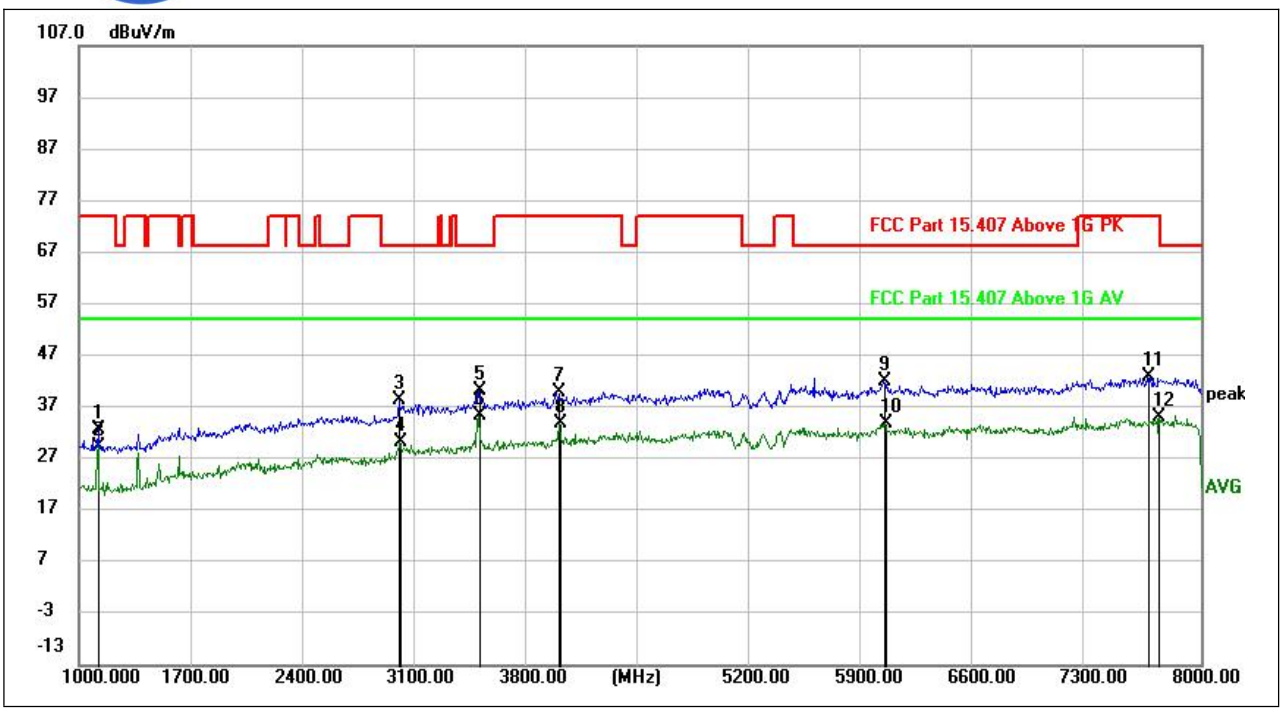

(802.11ax _5240MHz, Antenna Horizontal, 1GHz to 8GHz)

Frequency (MHz)	Reading (dBuV)	Factor (dB/m)	Level (dBuV/m)	Limit (dBuV/m)	Margin (dB)	Det.	Pol
1124.950	50.40	-17.66	32.74	74.00	-41.26	peak	H
1124.950	47.08	-17.66	29.42	54.00	-24.58	AVG	H
3000.250	47.45	-9.19	38.26	68.20	-29.94	peak	H
3005.150	39.26	-9.12	30.14	54.00	-23.86	AVG	H
3493.400	48.06	-7.89	40.17	68.20	-28.03	peak	H
3493.400	43.35	-7.89	35.46	54.00	-18.54	AVG	H
3990.750	46.41	-6.63	39.78	74.00	-34.22	peak	H
3999.850	40.44	-6.68	33.76	54.00	-20.24	AVG	H
6023.900	44.88	-2.83	42.05	68.20	-26.15	peak	H
6032.650	36.70	-2.88	33.82	54.00	-20.18	AVG	H
7670.300	42.71	0.24	42.95	74.00	-31.05	peak	H
7741.000	35.25	-0.21	35.04	54.00	-18.96	AVG	H

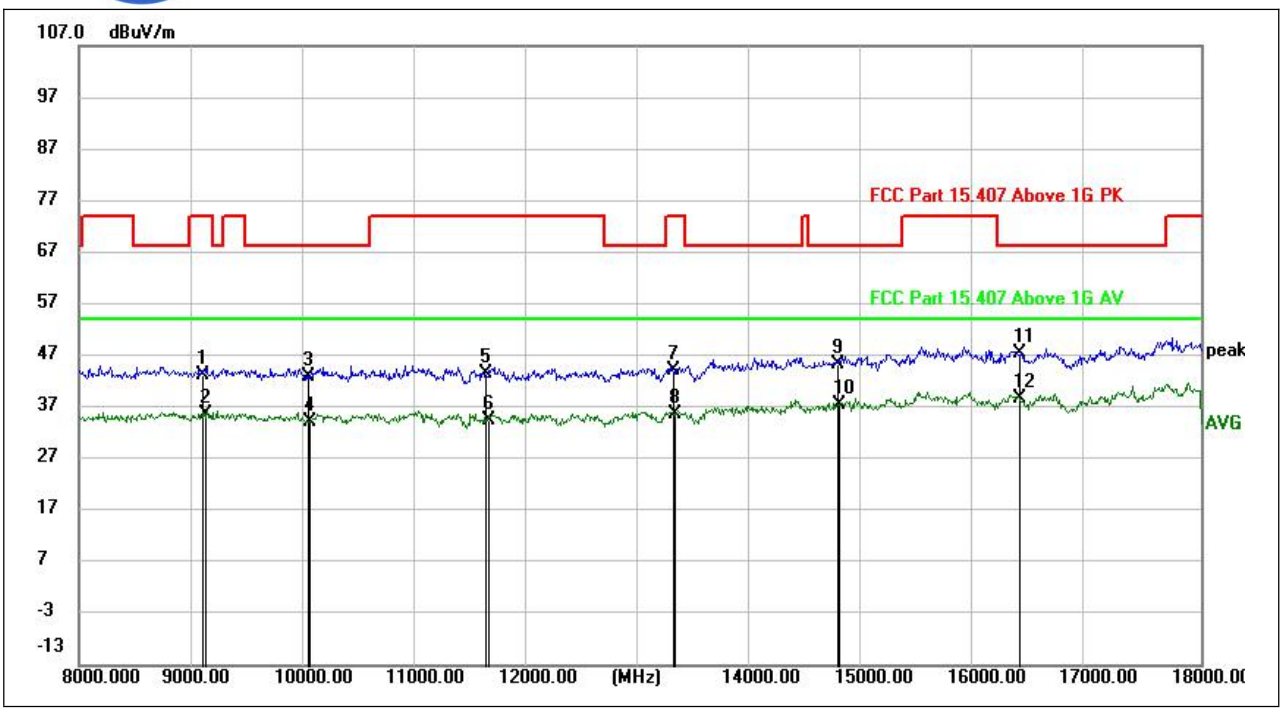

(802.11ax _5240MHz, Antenna Horizontal, 8GHz to 18GHz)

Frequency (MHz)	Reading (dBuV)	Factor (dB/m)	Level (dBuV/m)	Limit (dBuV/m)	Margin (dB)	Det.	Pol
9091.000	41.73	1.61	43.34	74.00	-30.66	peak	H
9130.000	33.69	1.93	35.62	54.00	-18.38	AVG	H
10039.000	40.58	2.27	42.85	68.20	-25.35	peak	H
10051.500	32.00	2.25	34.25	54.00	-19.75	AVG	H
11621.500	40.05	3.61	43.66	74.00	-30.34	peak	H
11644.500	30.98	3.52	34.50	54.00	-19.50	AVG	H
13295.500	38.22	5.84	44.06	74.00	-29.94	peak	H
13310.500	29.64	6.01	35.65	54.00	-18.35	AVG	H
14754.500	36.49	8.92	45.41	68.20	-22.79	peak	H
14773.500	28.32	9.05	37.37	54.00	-16.63	AVG	H
16373.000	35.89	11.45	47.34	68.20	-20.86	peak	H
16373.000	27.16	11.45	38.61	54.00	-15.39	AVG	H

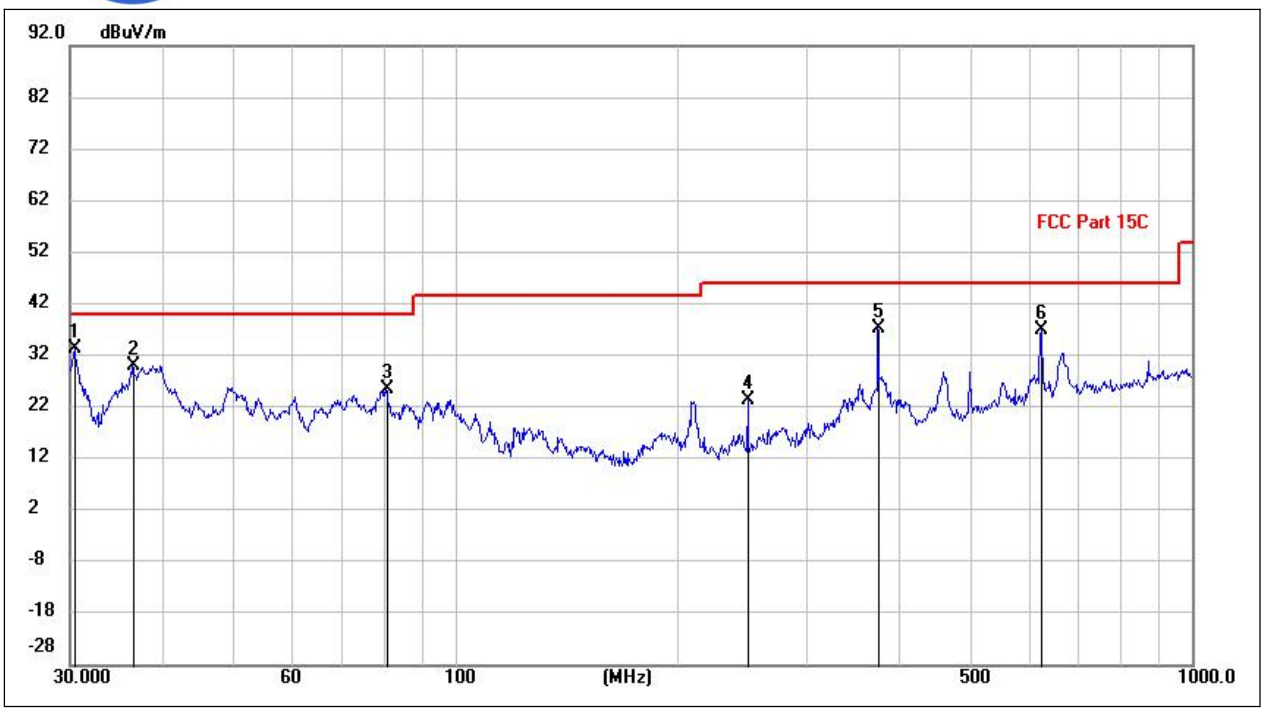

(802.11ax _5240MHz, Antenna Vertical, 30MHz to 1GHz)

Frequency (MHz)	Reading (dBuV)	Factor (dB/m)	Level (dBuV/m)	Limit (dBuV/m)	Margin (dB)	Det.	Pol
30.4611	20.21	13.07	33.28	40.00	-6.72	peak	V
36.6054	16.81	13.38	30.19	40.00	-9.81	peak	V
80.8282	15.08	10.56	25.64	40.00	-14.36	peak	V
249.9942	8.64	14.89	23.53	46.00	-22.47	peak	V
375.0169	18.97	18.39	37.36	46.00	-8.64	peak	V
625.0780	13.07	23.84	36.91	46.00	-9.09	peak	V

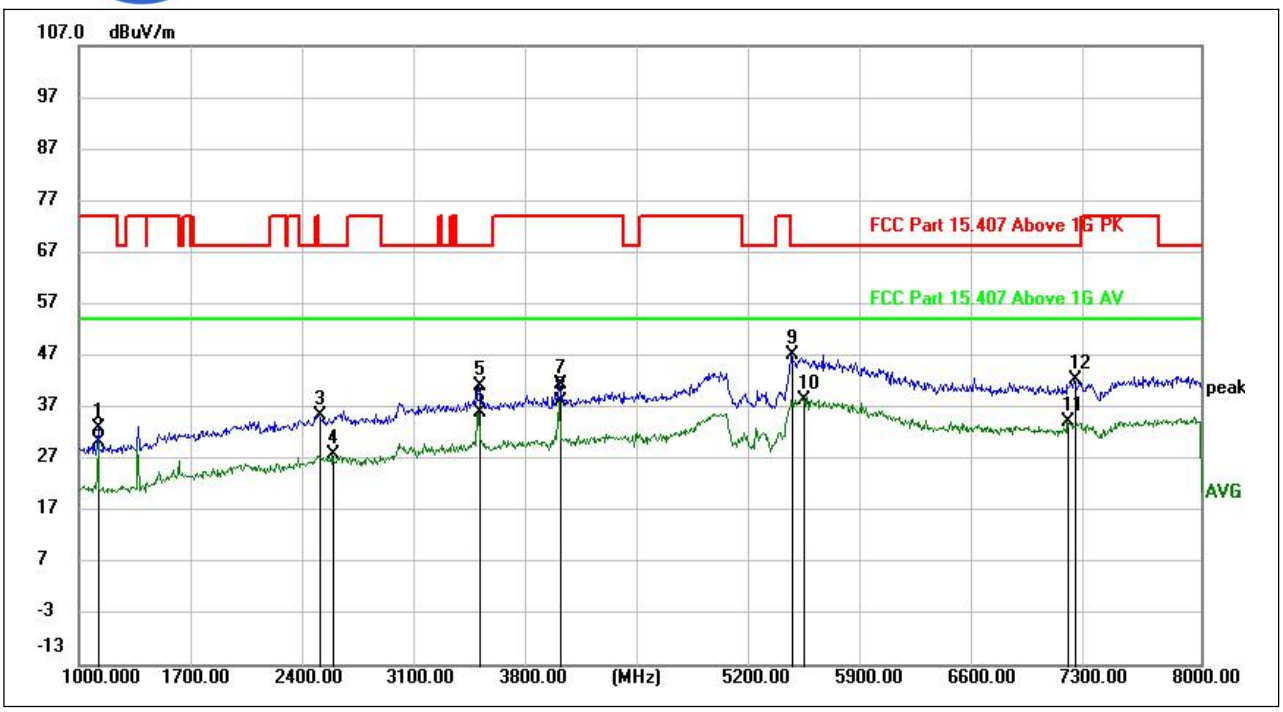

(802.11ax _5240MHz, Antenna Vertical, 1GHz to 8GHz)

Frequency (MHz)	Reading (dBuV)	Factor (dB/m)	Level (dBuV/m)	Limit (dBuV/m)	Margin (dB)	Det.	Pol
1124.950	50.79	-17.66	33.13	74.00	-40.87	peak	V
1124.950	47.91	-17.66	30.25	54.00	-23.75	AVG	V
2499.750	44.82	-9.43	35.39	74.00	-38.61	peak	V
2587.600	38.50	-10.75	27.75	54.00	-26.25	AVG	V
3493.400	46.53	-5.37	41.16	68.20	-27.04	peak	V
3493.400	41.45	-5.37	36.08	54.00	-17.92	AVG	V
3999.850	45.46	-3.98	41.48	74.00	-32.52	peak	V
3999.850	42.16	-3.98	38.18	54.00	-15.82	AVG	V
5445.350	49.62	-2.59	47.03	74.00	-26.97	peak	V
5515.350	40.41	-1.95	38.46	54.00	-15.54	AVG	V
7172.250	35.05	-0.82	34.23	54.00	-19.77	AVG	V
7214.250	43.00	-0.60	42.40	68.20	-25.80	peak	V

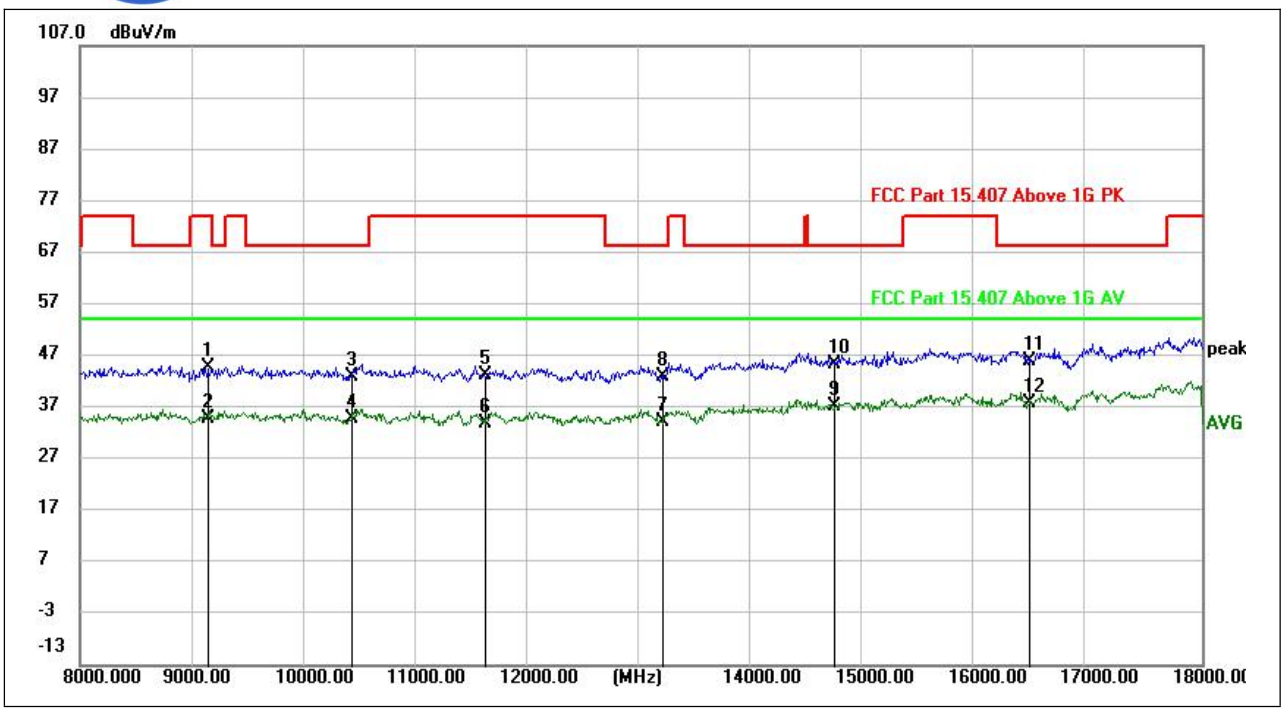

(802.11ax _5240MHz, Antenna Vertical, 8GHz to 18GHz)

Frequency (MHz)	Reading (dBuV)	Factor (dB/m)	Level (dBuV/m)	Limit (dBuV/m)	Margin (dB)	Det.	Pol
9134.000	42.78	1.83	44.61	74.00	-29.39	peak	V
9142.500	32.86	1.91	34.77	54.00	-19.23	AVG	V
10427.500	39.99	2.89	42.88	68.20	-25.32	peak	V
10427.500	31.94	2.89	34.83	54.00	-19.17	AVG	V
11609.500	39.35	3.77	43.12	74.00	-30.88	peak	V
11619.500	30.38	3.64	34.02	54.00	-19.98	AVG	V
13186.500	28.76	5.46	34.22	54.00	-19.78	AVG	V
13189.000	37.48	5.49	42.97	68.20	-25.23	peak	V
14715.000	28.42	8.75	37.17	54.00	-16.83	AVG	V
14729.500	36.62	8.73	45.35	68.20	-22.85	peak	V
16451.000	35.10	10.80	45.90	68.20	-22.30	peak	V
16462.000	27.02	10.91	37.93	54.00	-16.07	AVG	V

Plot for Channel = 149

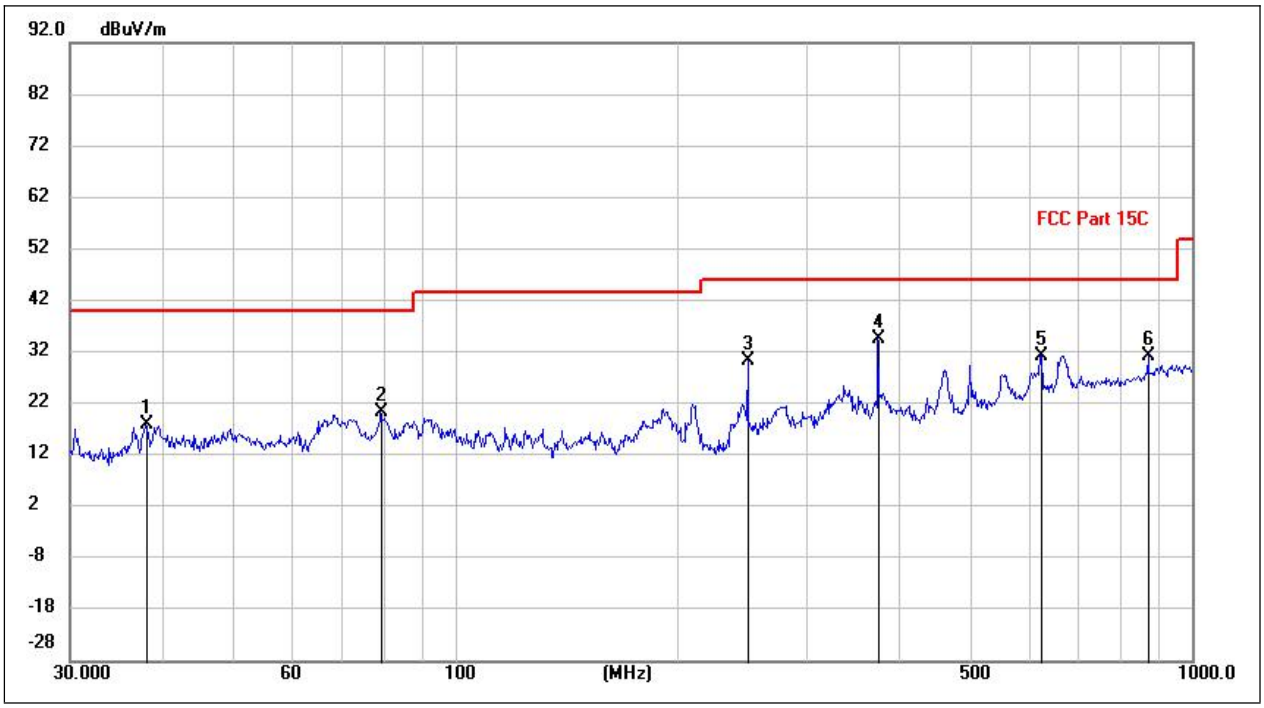

(802.11ax _5745MHz, Antenna Horizontal, 30MHz to 1GHz)

Frequency (MHz)	Reading (dBuV)	Factor (dB/m)	Level (dBuV/m)	Limit (dBuV/m)	Margin (dB)	Det.	Pol
38.0449	4.00	13.99	17.99	40.00	-22.01	peak	H
79.4652	9.89	10.59	20.48	40.00	-19.52	peak	H
249.9942	15.32	14.89	30.21	46.00	-15.79	peak	H
375.0169	16.17	18.39	34.56	46.00	-11.44	peak	H
625.0780	7.52	23.84	31.36	46.00	-14.64	peak	H
875.0935	3.79	27.50	31.29	46.00	-14.71	peak	H

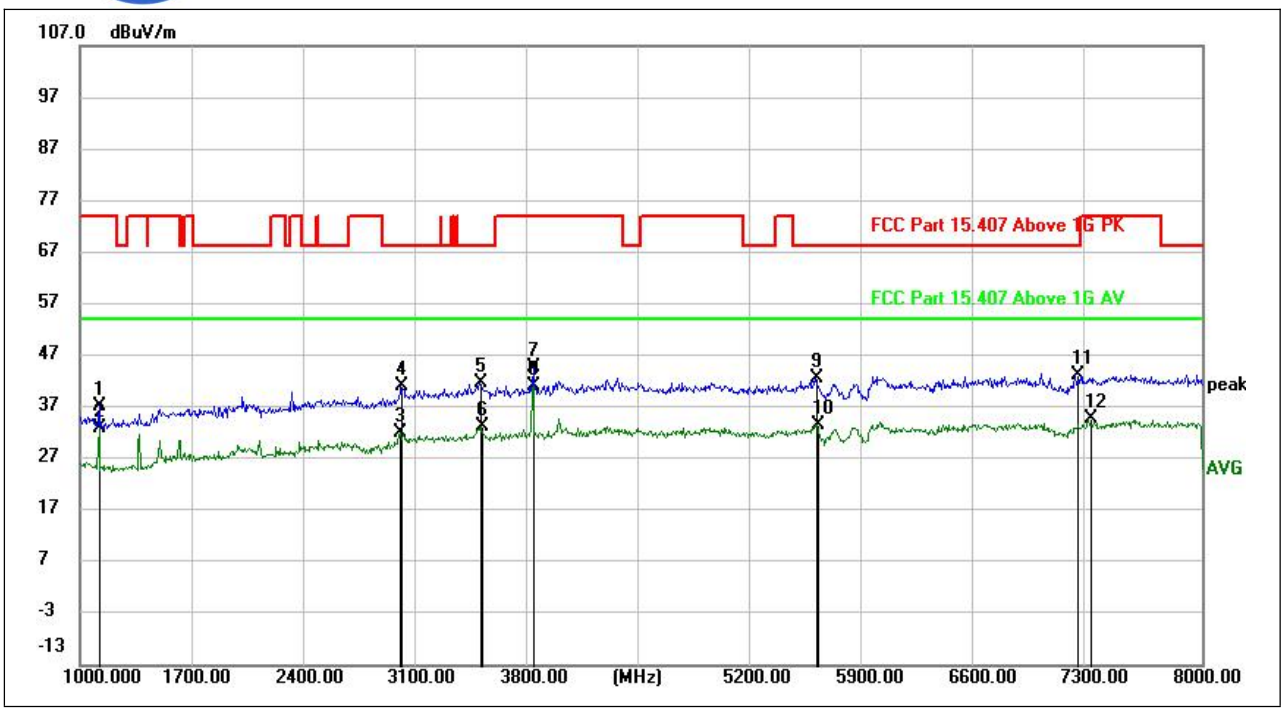

(802.11ax _5745MHz, Antenna Horizontal, 1GHz to 8GHz)

Frequency (MHz)	Reading (dBuV)	Factor (dB/m)	Level (dBuV/m)	Limit (dBuV/m)	Margin (dB)	Det.	Pol
1124.950	52.18	-14.86	37.32	74.00	-36.68	peak	H
1124.950	47.98	-14.86	33.12	54.00	-20.88	AVG	H
3000.600	39.78	-7.59	32.19	54.00	-21.81	AVG	H
3008.300	48.60	-7.47	41.13	68.20	-27.07	peak	H
3498.650	48.80	-7.06	41.74	68.20	-26.46	peak	H
3508.450	40.09	-6.92	33.17	54.00	-20.83	AVG	H
3830.100	49.73	-4.92	44.81	74.00	-29.19	peak	H
3830.100	45.89	-4.92	40.97	54.00	-13.03	AVG	H
5593.400	45.26	-2.66	42.60	68.20	-25.60	peak	H
5601.450	36.37	-2.69	33.68	54.00	-20.32	AVG	H
7219.500	44.70	-1.44	43.26	68.20	-24.94	peak	H
7300.700	35.82	-1.08	34.74	54.00	-19.26	AVG	H

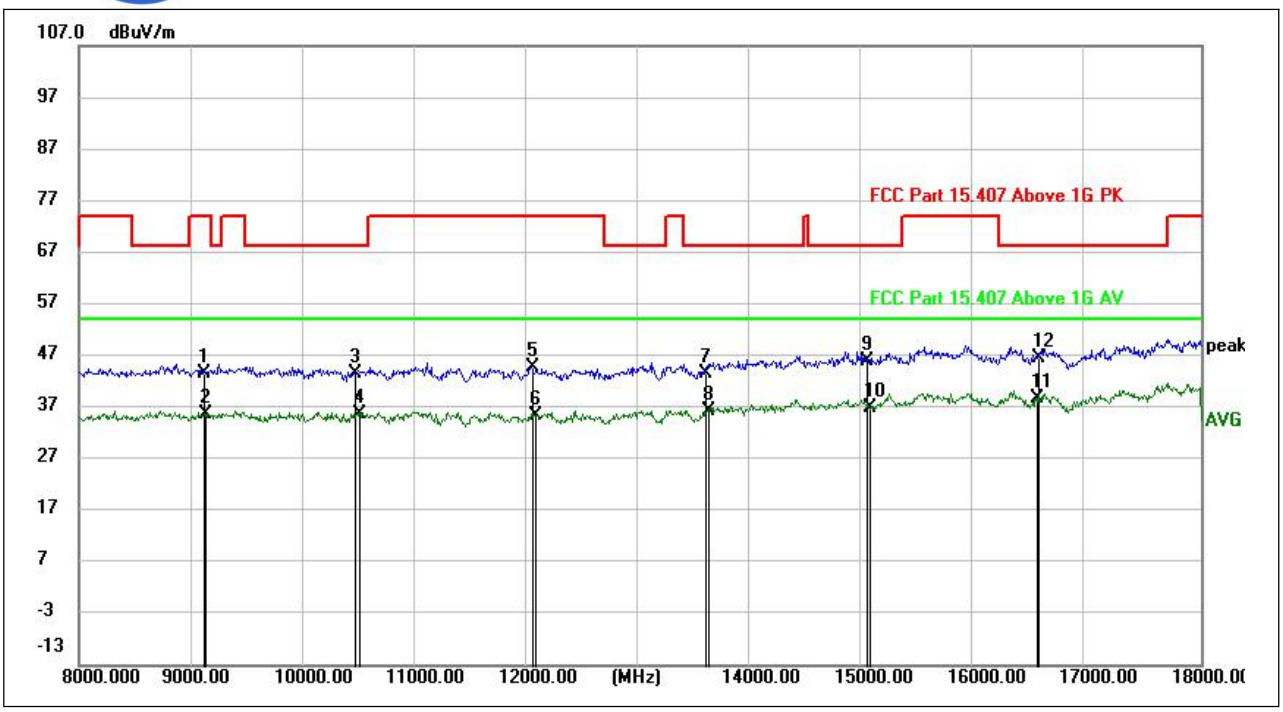

(802.11ax _5745MHz, Antenna Horizontal, 8GHz to 18GHz)

Frequency (MHz)	Reading (dBuV)	Factor (dB/m)	Level (dBuV/m)	Limit (dBuV/m)	Margin (dB)	Det.	Pol
9113.500	41.79	1.79	43.58	74.00	-30.42	peak	H
9127.000	33.67	1.90	35.57	54.00	-18.43	AVG	H
10459.500	40.57	2.96	43.53	68.20	-24.67	peak	H
10491.000	32.55	3.13	35.68	54.00	-18.32	AVG	H
12041.500	40.18	4.49	44.67	74.00	-29.33	peak	H
12066.500	30.98	4.42	35.40	54.00	-18.60	AVG	H
13587.000	36.88	6.69	43.57	68.20	-24.63	peak	H
13611.500	29.54	6.81	36.35	54.00	-17.65	AVG	H
15020.500	35.83	10.26	46.09	68.20	-22.11	peak	H
15048.000	26.48	10.38	36.86	54.00	-17.14	AVG	H
16533.000	27.35	11.28	38.63	54.00	-15.37	AVG	H
16549.000	35.22	11.47	46.69	68.20	-21.51	peak	H

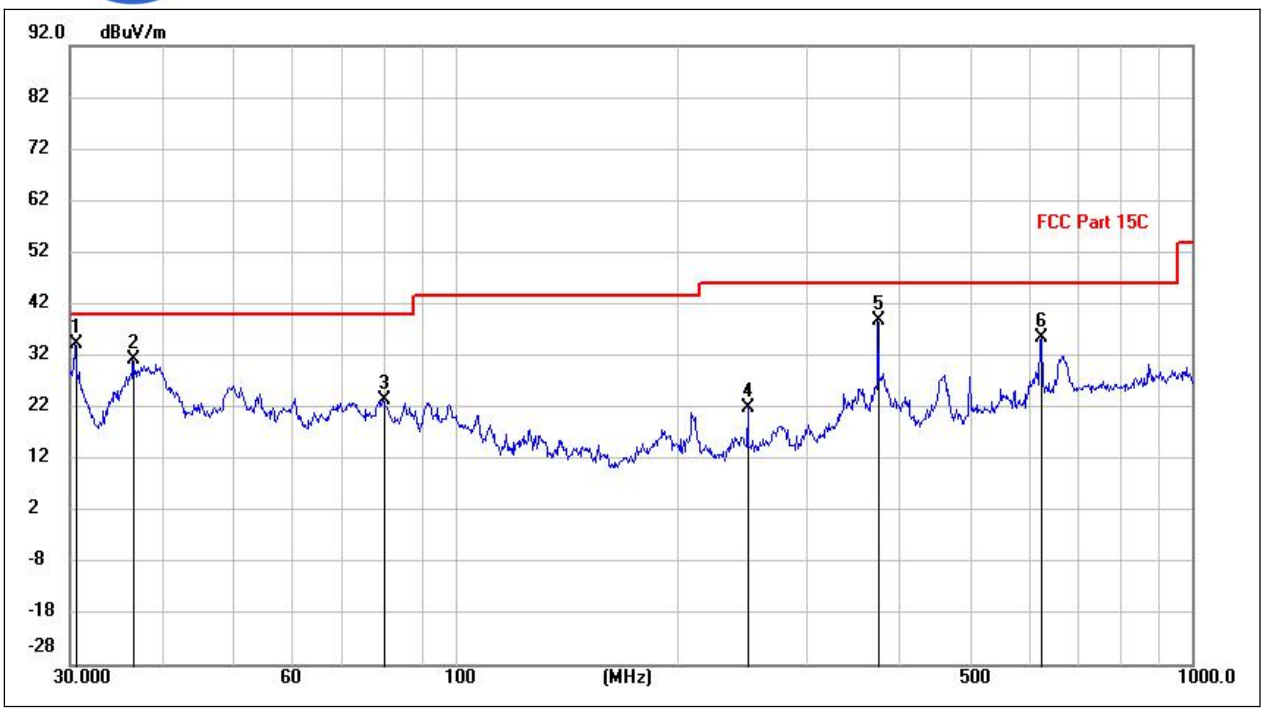

(802.11ax _5745MHz, Antenna Vertical, 30MHz to 1GHz)

Frequency (MHz)	Reading (dBuV)	Factor (dB/m)	Level (dBuV/m)	Limit (dBuV/m)	Margin (dB)	Det.	Pol
30.5360	21.35	12.94	34.29	40.00	-5.71	peak	V
36.5797	17.97	13.36	31.33	40.00	-8.67	peak	V
79.8983	12.49	10.91	23.40	40.00	-16.60	peak	V
249.9942	7.11	14.89	22.00	46.00	-24.00	peak	V
375.0169	20.44	18.39	38.83	46.00	-7.17	peak	V
625.0780	11.59	23.84	35.43	46.00	-10.57	peak	V

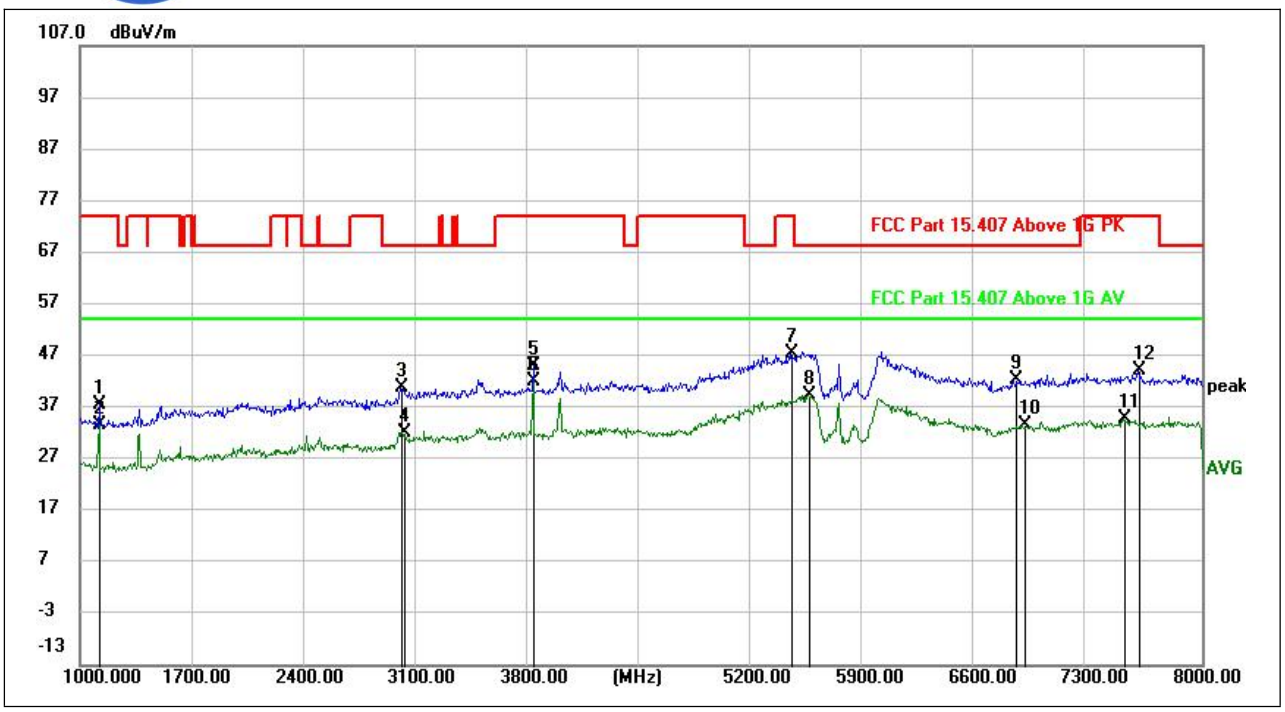

(802.11ax _5745MHz, Antenna Vertical, 1GHz to 8GHz)

Frequency (MHz)	Reading (dBuV)	Factor (dB/m)	Level (dBuV/m)	Limit (dBuV/m)	Margin (dB)	Det.	Pol
1124.950	52.32	-14.86	37.46	74.00	-36.54	peak	V
1124.950	48.56	-14.86	33.70	54.00	-20.30	AVG	V
3007.950	46.21	-5.53	40.68	68.20	-27.52	peak	V
3016.350	37.89	-5.79	32.10	54.00	-21.90	AVG	V
3829.750	50.10	-4.92	45.18	74.00	-28.82	peak	V
3829.750	46.81	-4.92	41.89	54.00	-12.11	AVG	V
5437.650	51.44	-4.05	47.39	74.00	-26.61	peak	V
5546.500	42.67	-3.27	39.40	54.00	-14.60	AVG	V
6833.100	44.12	-1.92	42.20	68.20	-26.00	peak	V
6892.600	35.42	-1.93	33.49	54.00	-20.51	AVG	V
7515.950	36.18	-1.44	34.74	54.00	-19.26	AVG	V
7607.300	45.00	-0.97	44.03	74.00	-29.97	peak	V

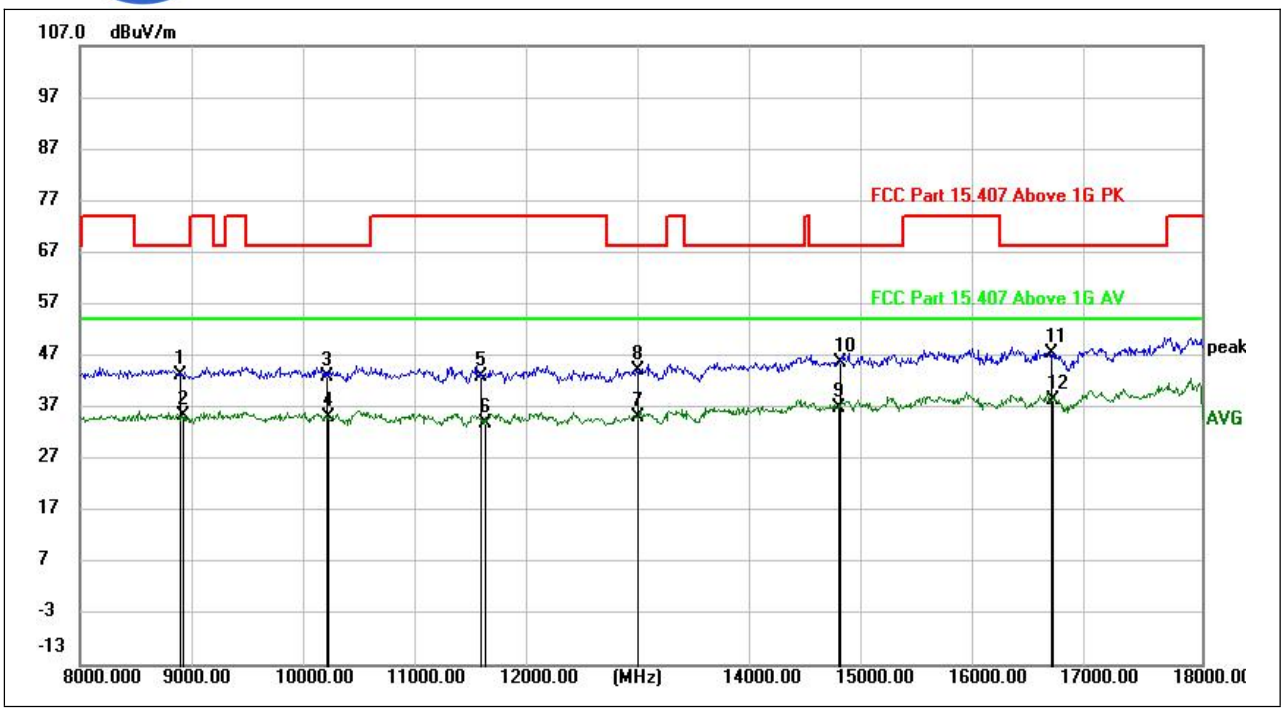

(802.11ax _5745MHz, Antenna Vertical, 8GHz to 18GHz)

Frequency (MHz)	Reading (dBuV)	Factor (dB/m)	Level (dBuV/m)	Limit (dBuV/m)	Margin (dB)	Det.	Pol
8899.500	41.97	1.41	43.38	68.20	-24.82	peak	V
8919.000	34.04	1.37	35.41	54.00	-18.59	AVG	V
10198.500	40.60	2.29	42.89	68.20	-25.31	peak	V
10206.000	32.80	2.24	35.04	54.00	-18.96	AVG	V
11574.000	38.52	4.28	42.80	74.00	-31.20	peak	V
11609.500	30.25	3.77	34.02	54.00	-19.98	AVG	V
12965.500	29.51	5.68	35.19	54.00	-18.81	AVG	V
12970.500	38.32	5.70	44.02	68.20	-24.18	peak	V
14757.500	27.97	8.94	36.91	54.00	-17.09	AVG	V
14776.500	36.58	9.07	45.65	68.20	-22.55	peak	V
16659.500	35.72	11.62	47.34	68.20	-20.86	peak	V
16667.000	26.66	11.68	38.34	54.00	-15.66	AVG	V

Plot for Channel = 157

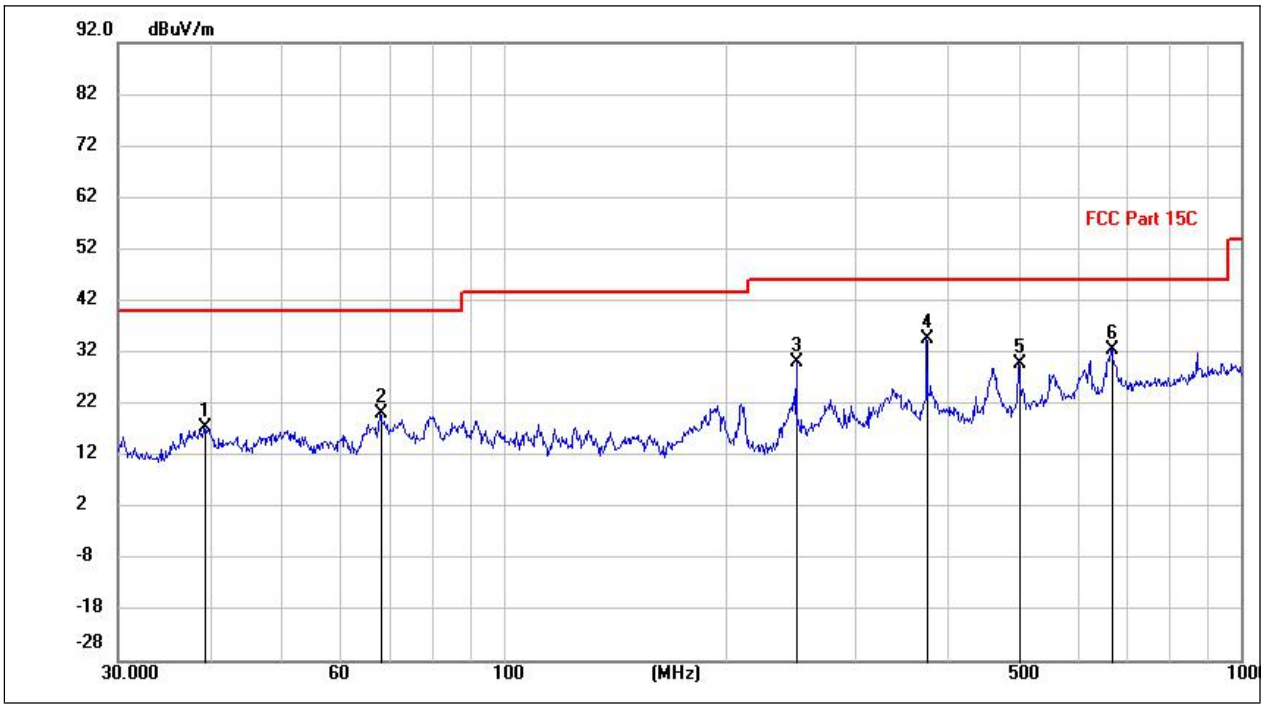

(802.11ax _5785MHz, Antenna Horizontal, 30MHz to 1GHz)

Frequency (MHz)	Reading (dBuV)	Factor (dB/m)	Level (dBuV/m)	Limit (dBuV/m)	Margin (dB)	Det.	Pol
39.4095	2.45	14.81	17.26	40.00	-22.74	peak	H
67.9724	7.54	12.45	19.99	40.00	-20.01	peak	H
249.9942	15.13	14.89	30.02	46.00	-15.98	peak	H
375.0169	16.15	18.39	34.54	46.00	-11.46	peak	H
500.0380	7.87	22.00	29.87	46.00	-16.13	peak	H
669.4321	8.04	24.50	32.54	46.00	-13.46	peak	H

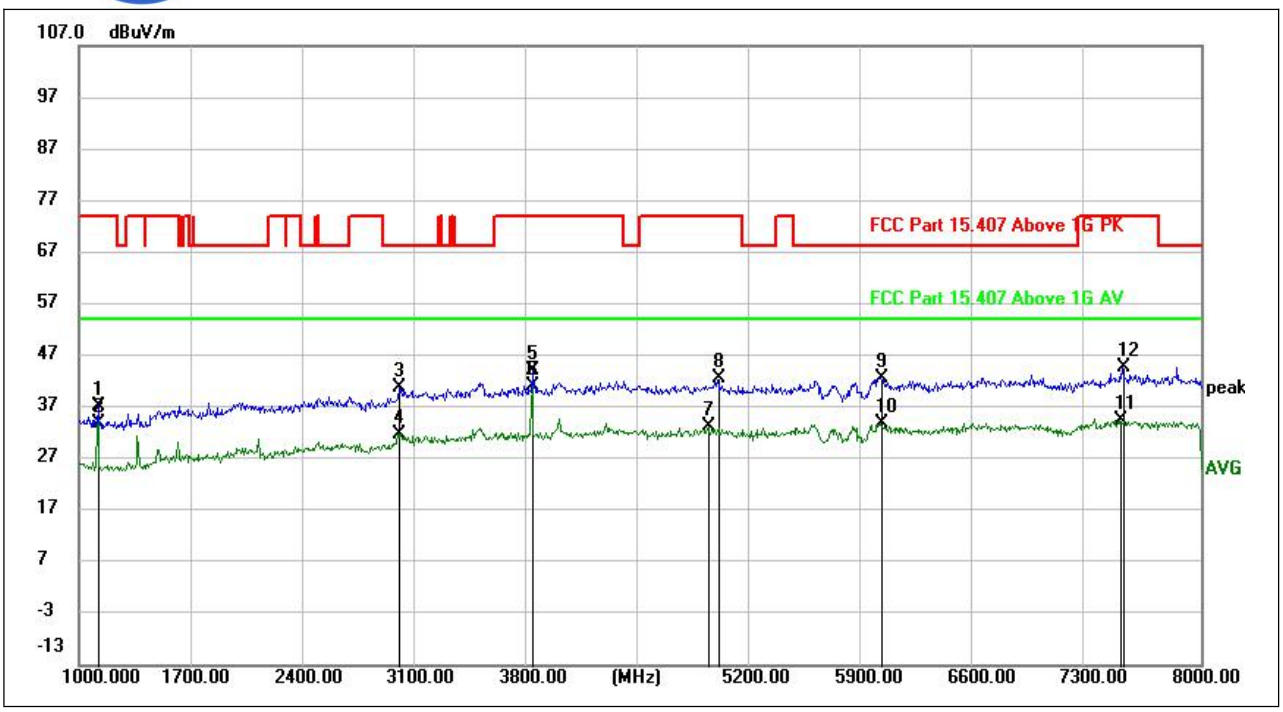

(802.11ax _5785MHz, Antenna Horizontal, 1GHz to 8GHz)

Frequency (MHz)	Reading (dBuV)	Factor (dB/m)	Level (dBuV/m)	Limit (dBuV/m)	Margin (dB)	Det.	Pol
1124.950	51.99	-14.86	37.13	74.00	-36.87	peak	H
1124.950	48.88	-14.86	34.02	54.00	-19.98	AVG	H
3001.300	48.35	-7.58	40.77	68.20	-27.43	peak	H
3001.300	39.46	-7.58	31.88	54.00	-22.12	AVG	H
3829.750	49.17	-4.92	44.25	74.00	-29.75	peak	H
3829.750	46.13	-4.92	41.21	54.00	-12.79	AVG	H
4929.450	36.78	-3.51	33.27	54.00	-20.73	AVG	H
4992.800	46.49	-4.01	42.48	74.00	-31.52	peak	H
6011.300	45.99	-3.30	42.69	68.20	-25.51	peak	H
6011.300	37.04	-3.30	33.74	54.00	-20.26	AVG	H
7498.100	35.84	-1.34	34.50	54.00	-19.50	AVG	H
7512.450	46.04	-1.35	44.69	74.00	-29.31	peak	H

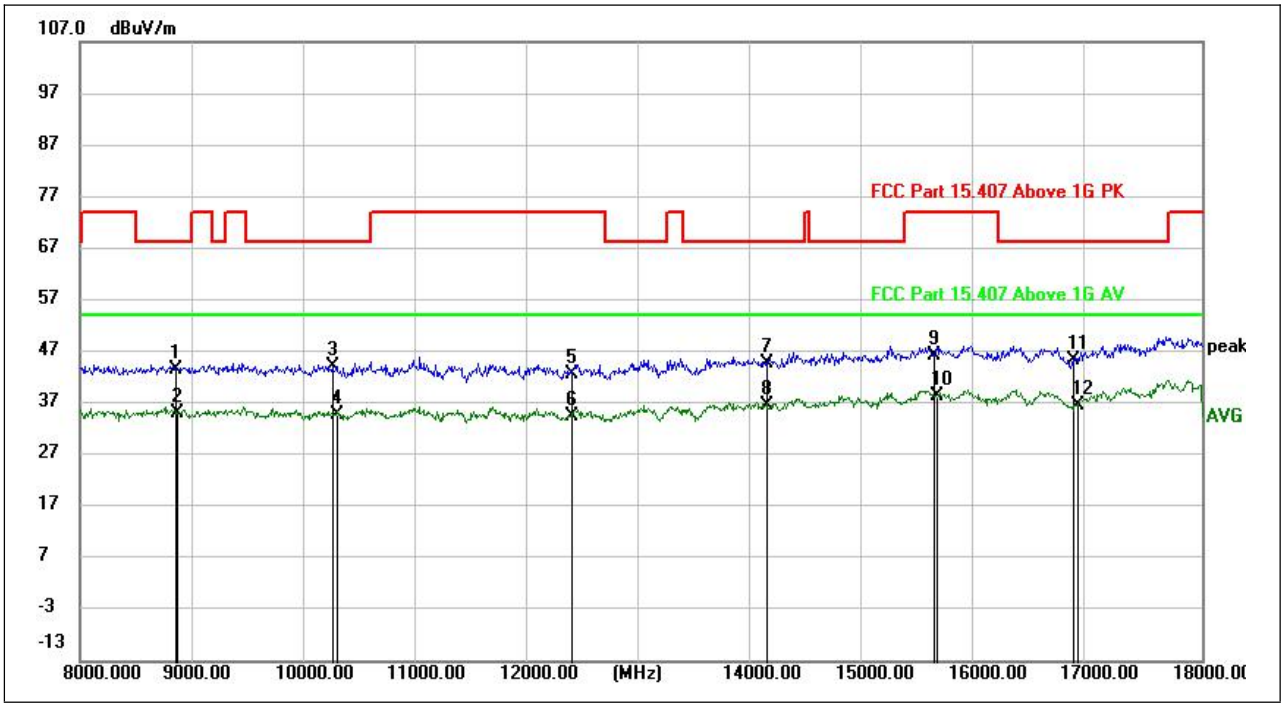

(802.11ax _5785MHz, Antenna Horizontal, 8GHz to 18GHz)

Frequency (MHz)	Reading (dBuV)	Factor (dB/m)	Level (dBuV/m)	Limit (dBuV/m)	Margin (dB)	Det.	Pol
8851.500	41.48	2.10	43.58	68.20	-24.62	peak	H
8865.000	33.28	1.96	35.24	54.00	-18.76	AVG	H
10259.000	41.78	2.24	44.02	68.20	-24.18	peak	H
10286.000	32.53	2.33	34.86	54.00	-19.14	AVG	H
12370.500	38.06	4.63	42.69	74.00	-31.31	peak	H
12389.500	30.13	4.47	34.60	54.00	-19.40	AVG	H
14123.500	36.46	8.19	44.65	68.20	-23.55	peak	H
14123.500	28.39	8.19	36.58	54.00	-17.42	AVG	H
15604.000	36.13	10.26	46.39	74.00	-27.61	peak	H
15638.500	27.75	10.73	38.48	54.00	-15.52	AVG	H
16859.500	33.98	11.30	45.28	68.20	-22.92	peak	H
16894.000	25.33	11.27	36.60	54.00	-17.40	AVG	H

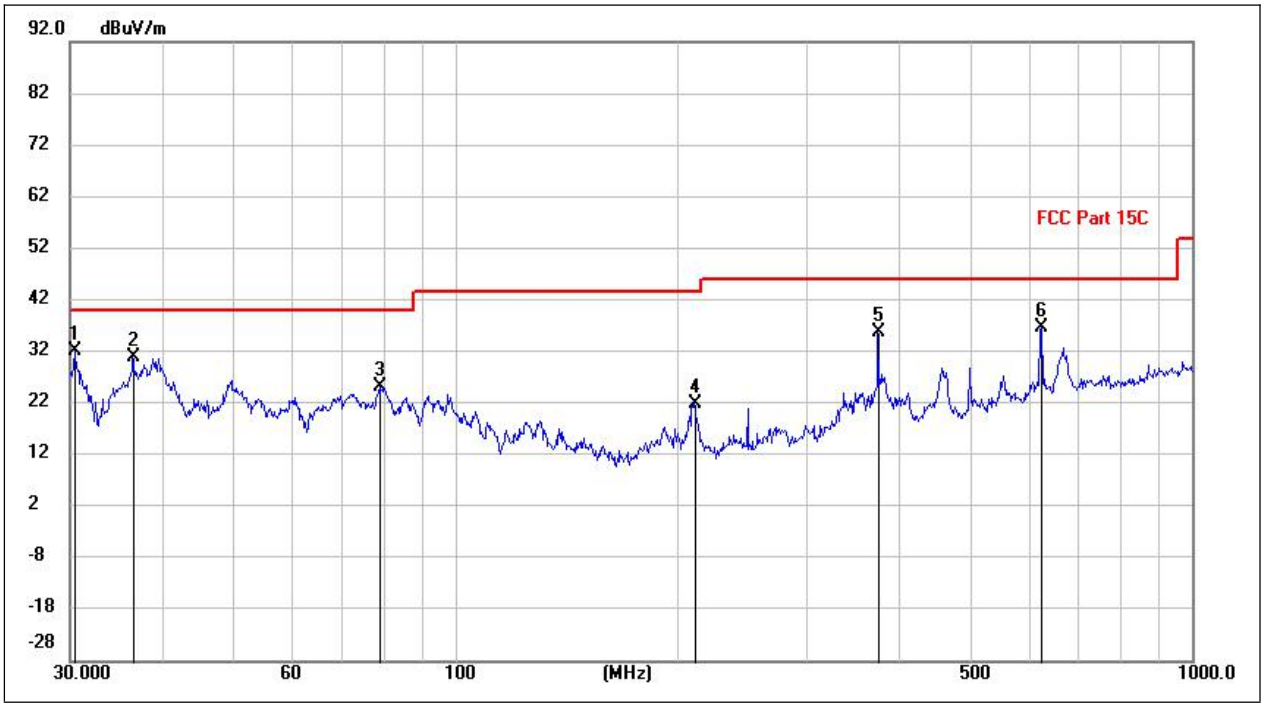

(802.11ax _5785MHz, Antenna Vertical, 30MHz to 1GHz)

Frequency (MHz)	Reading (dBuV)	Factor (dB/m)	Level (dBuV/m)	Limit (dBuV/m)	Margin (dB)	Det.	Pol
30.4771	19.23	13.05	32.28	40.00	-7.72	peak	V
36.5989	17.57	13.37	30.94	40.00	-9.06	peak	V
79.0483	14.82	10.28	25.10	40.00	-14.90	peak	V
210.9709	8.61	13.37	21.98	43.50	-21.52	peak	V
375.0169	17.48	18.39	35.87	46.00	-10.13	peak	V
625.0780	12.90	23.84	36.74	46.00	-9.26	peak	V

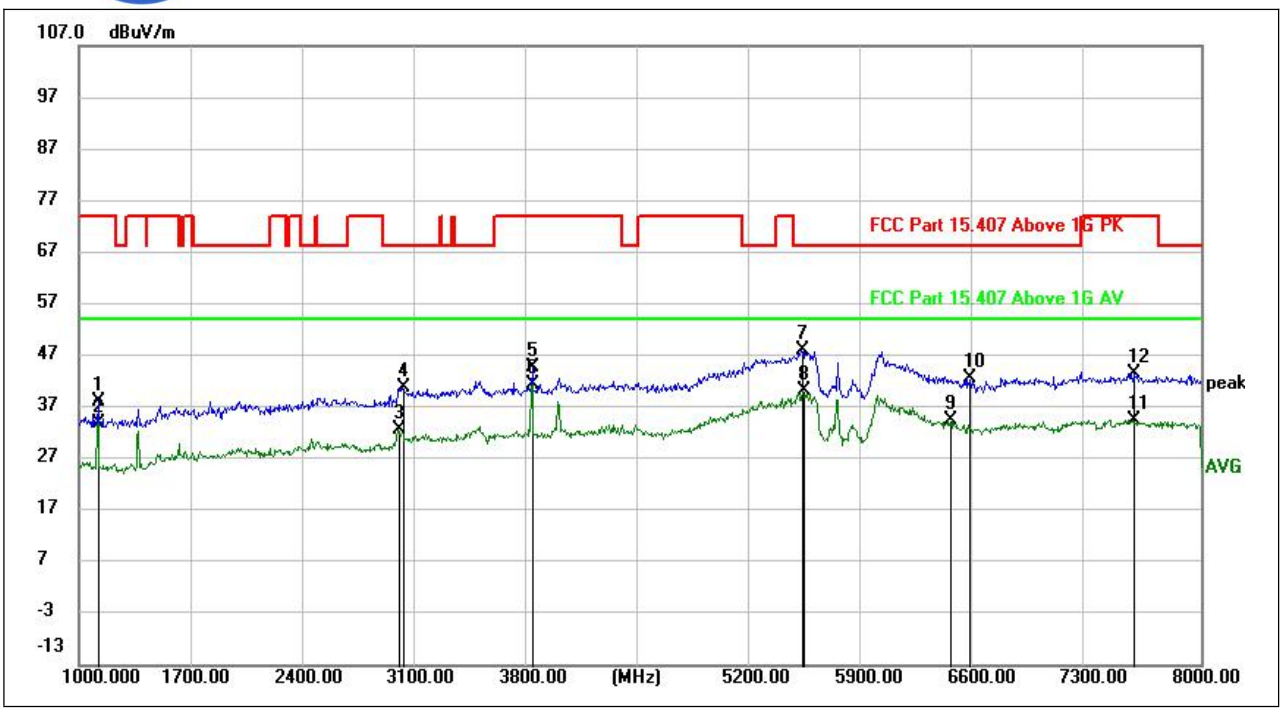

(802.11ax _5785MHz, Antenna Vertical, 1GHz to 8GHz)

Frequency (MHz)	Reading (dBuV)	Factor (dB/m)	Level (dBuV/m)	Limit (dBuV/m)	Margin (dB)	Det.	Pol
1124.950	52.97	-14.86	38.11	74.00	-35.89	peak	V
1124.950	48.83	-14.86	33.97	54.00	-20.03	AVG	V
2999.900	38.13	-5.32	32.81	54.00	-21.19	AVG	V
3023.000	46.88	-6.00	40.88	68.20	-27.32	peak	V
3830.100	49.70	-4.92	44.78	74.00	-29.22	peak	V
3830.100	46.37	-4.92	41.45	54.00	-12.55	AVG	V
5513.250	51.05	-3.01	48.04	68.20	-20.16	peak	V
5517.100	43.40	-3.05	40.35	54.00	-13.65	AVG	V
6436.200	37.15	-2.59	34.56	54.00	-19.44	AVG	V
6551.700	44.57	-2.04	42.53	68.20	-25.67	peak	V
7580.350	35.49	-1.05	34.44	54.00	-19.56	AVG	V
7583.150	44.49	-1.03	43.46	74.00	-30.54	peak	V

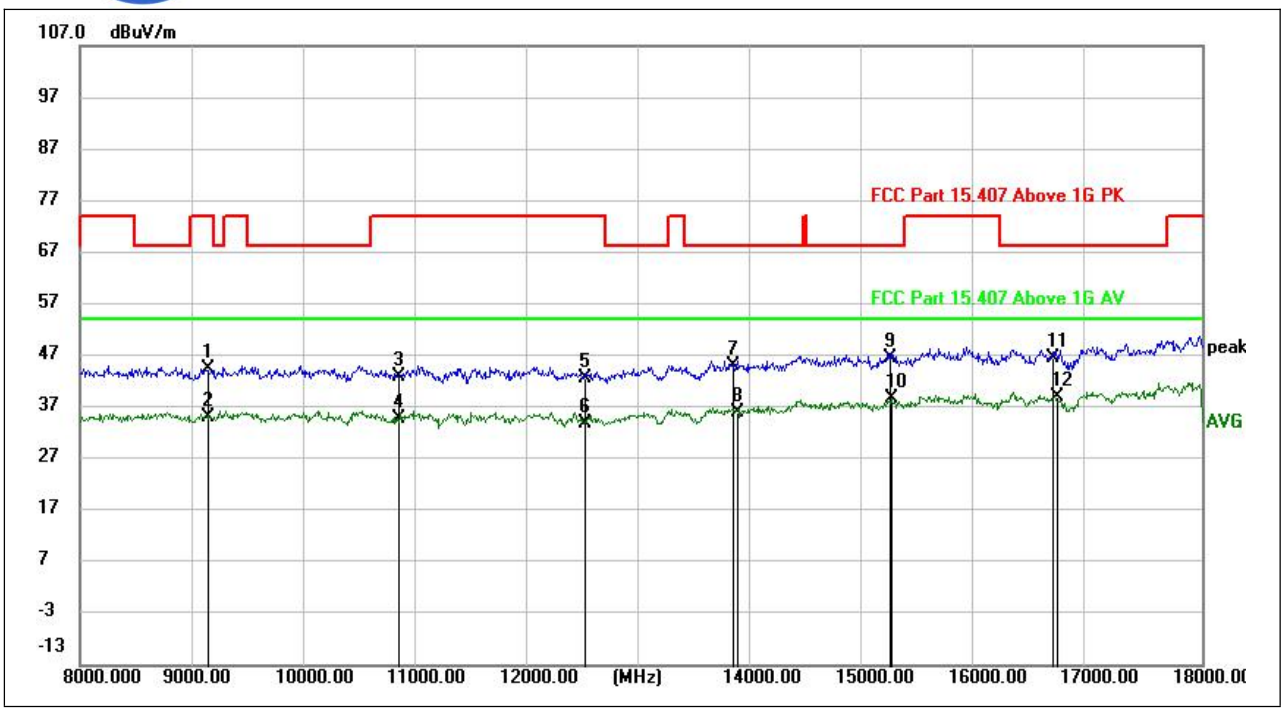

(802.11ax _5785MHz, Antenna Vertical, 8GHz to 18GHz)

Frequency (MHz)	Reading (dBuV)	Factor (dB/m)	Level (dBuV/m)	Limit (dBuV/m)	Margin (dB)	Det.	Pol
9130.500	42.63	1.79	44.42	74.00	-29.58	peak	V
9146.500	33.26	1.90	35.16	54.00	-18.84	AVG	V
10831.000	39.89	3.02	42.91	74.00	-31.09	peak	V
10839.500	31.75	2.96	34.71	54.00	-19.29	AVG	V
12497.500	37.94	4.74	42.68	74.00	-31.32	peak	V
12499.500	29.28	4.74	34.02	54.00	-19.98	AVG	V
13818.500	37.52	7.38	44.90	68.20	-23.30	peak	V
13852.000	28.29	7.56	35.85	54.00	-18.15	AVG	V
15216.000	36.55	10.03	46.58	68.20	-21.62	peak	V
15233.500	28.70	10.02	38.72	54.00	-15.28	AVG	V
16667.500	35.00	11.69	46.69	68.20	-21.51	peak	V
16709.500	27.12	11.74	38.86	54.00	-15.14	AVG	V

Plot for Channel = 165

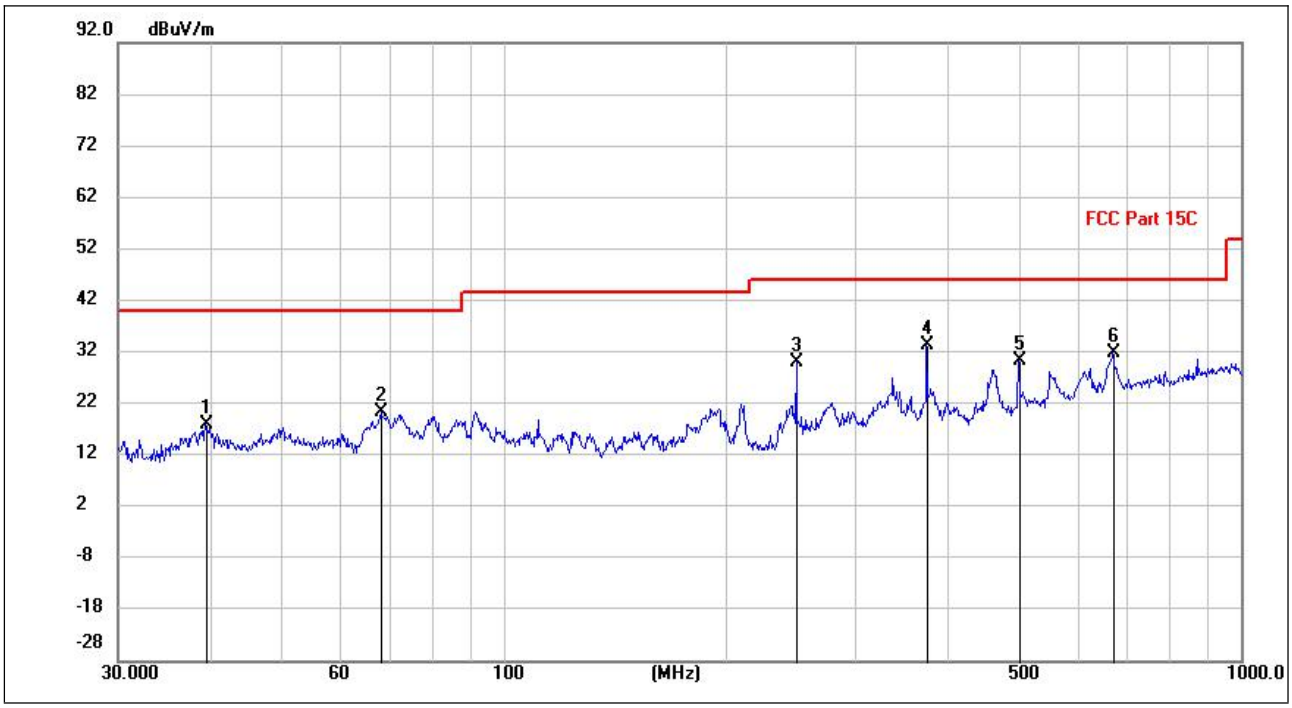

(802.11ax _5825MHz, Antenna Horizontal, 30MHz to 1GHz)

Frequency (MHz)	Reading (dBuV)	Factor (dB/m)	Level (dBuV/m)	Limit (dBuV/m)	Margin (dB)	Det.	Pol
39.4856	2.92	14.92	17.84	40.00	-22.16	peak	H
68.3788	8.05	12.37	20.42	40.00	-19.58	peak	H
249.9942	15.07	14.89	29.96	46.00	-16.04	peak	H
375.0169	15.05	18.39	33.44	46.00	-12.56	peak	H
500.0380	8.33	22.00	30.33	46.00	-15.67	peak	H
671.6658	7.34	24.57	31.91	46.00	-14.09	peak	H

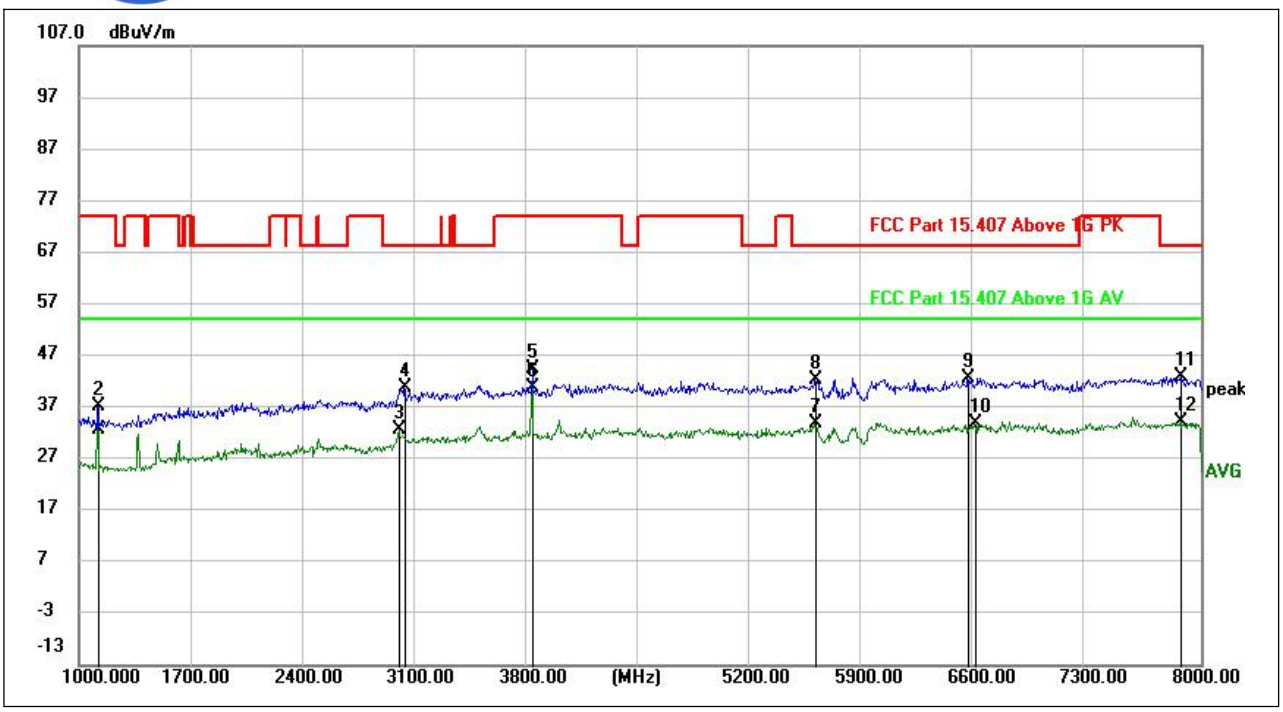

(802.11ax _5825MHz, Antenna Horizontal, 1GHz to 8GHz)

Frequency (MHz)	Reading (dBuV)	Factor (dB/m)	Level (dBuV/m)	Limit (dBuV/m)	Margin (dB)	Det.	Pol
1124.600	47.42	-14.86	32.56	54.00	-21.44	AVG	H
1124.950	51.96	-14.86	37.10	74.00	-36.90	peak	H
3002.000	40.20	-7.57	32.63	54.00	-21.37	AVG	H
3030.350	47.81	-7.12	40.69	68.20	-27.51	peak	H
3830.100	49.27	-4.92	44.35	74.00	-29.65	peak	H
3830.100	45.66	-4.92	40.74	54.00	-13.26	AVG	H
5597.250	36.54	-2.68	33.86	54.00	-20.14	AVG	H
5599.000	45.13	-2.69	42.44	68.20	-25.76	peak	H
6545.050	45.45	-2.72	42.73	68.20	-25.47	peak	H
6592.650	35.79	-1.95	33.84	54.00	-20.16	AVG	H
7879.600	44.50	-1.46	43.04	68.20	-25.16	peak	H
7879.600	35.69	-1.46	34.23	54.00	-19.77	AVG	H

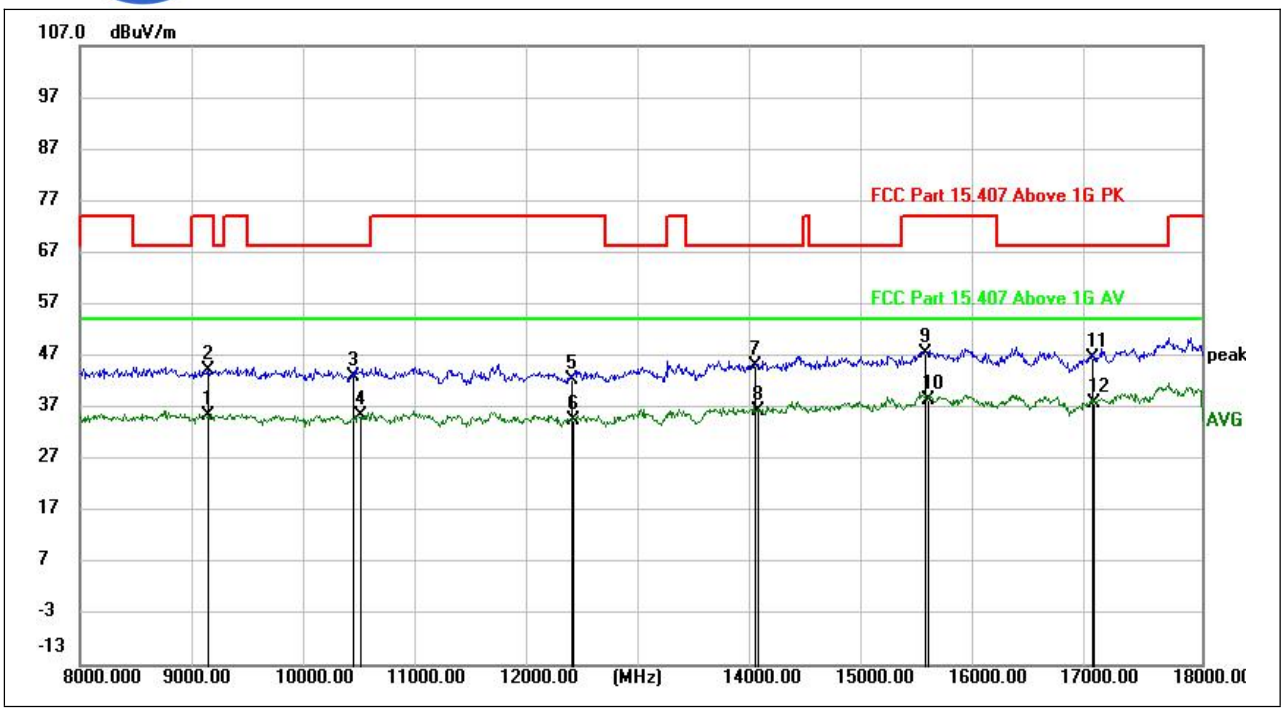

(802.11ax _5825MHz, Antenna Horizontal, 8GHz to 18GHz)

Frequency (MHz)	Reading (dBuV)	Factor (dB/m)	Level (dBuV/m)	Limit (dBuV/m)	Margin (dB)	Det.	Pol
9135.000	33.55	1.97	35.52	54.00	-18.48	AVG	H
9140.500	42.21	2.01	44.22	74.00	-29.78	peak	H
10432.500	40.33	2.72	43.05	68.20	-25.15	peak	H
10490.500	32.41	3.13	35.54	54.00	-18.46	AVG	H
12372.500	37.67	4.61	42.28	74.00	-31.72	peak	H
12392.000	30.18	4.45	34.63	54.00	-19.37	AVG	H
14015.000	36.49	8.47	44.96	68.20	-23.24	peak	H
14031.500	27.93	8.39	36.32	54.00	-17.68	AVG	H
15529.500	36.27	11.32	47.59	74.00	-26.41	peak	H
15558.500	27.43	10.98	38.41	54.00	-15.59	AVG	H
17023.000	35.56	11.11	46.67	68.20	-21.53	peak	H
17032.500	26.87	11.08	37.95	54.00	-16.05	AVG	H

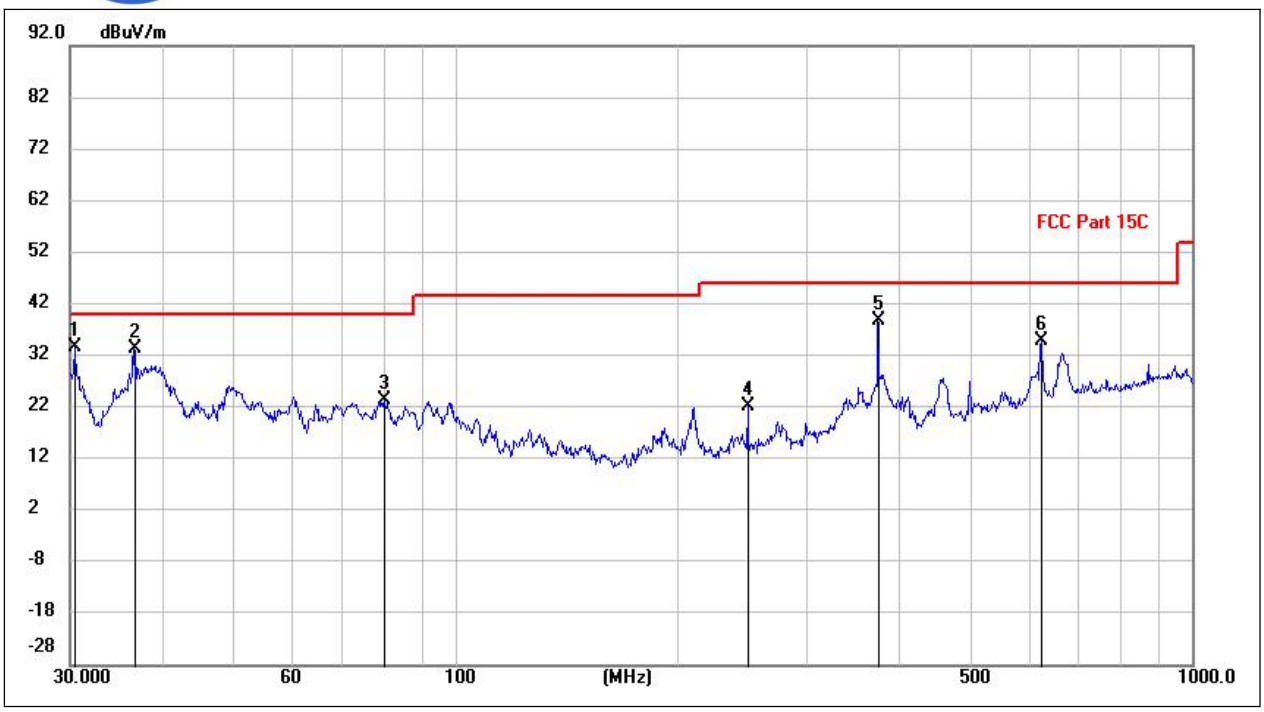

(802.11ax _5825MHz, Antenna Vertical, 30MHz to 1GHz)

Frequency (MHz)	Reading (dBuV)	Factor (dB/m)	Level (dBuV/m)	Limit (dBuV/m)	Margin (dB)	Det.	Pol
30.4504	20.71	13.09	33.80	40.00	-6.20	peak	V
36.6567	20.06	13.41	33.47	40.00	-6.53	peak	V
80.2915	12.50	10.83	23.33	40.00	-16.67	peak	V
249.9942	7.34	14.89	22.23	46.00	-23.77	peak	V
375.0169	20.40	18.39	38.79	46.00	-7.21	peak	V
625.0780	11.07	23.84	34.91	46.00	-11.09	peak	V

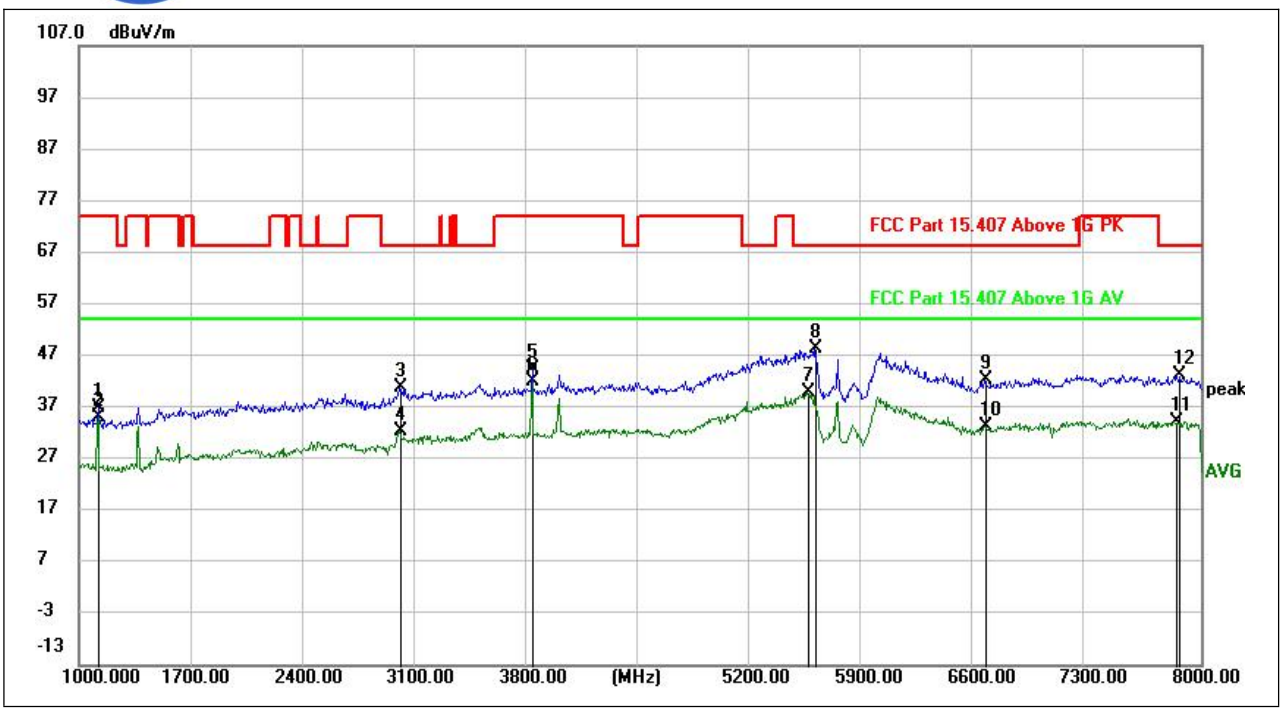

(802.11ax _5825MHz, Antenna Vertical , 1GHz to 8GHz)

Frequency (MHz)	Reading (dBuV)	Factor (dB/m)	Level (dBuV/m)	Limit (dBuV/m)	Margin (dB)	Det.	Pol
1124.950	51.70	-14.86	36.84	74.00	-37.16	peak	V
1124.950	49.86	-14.86	35.00	54.00	-19.00	AVG	V
3006.900	46.21	-5.51	40.70	68.20	-27.50	peak	V
3006.900	37.90	-5.51	32.39	54.00	-21.61	AVG	V
3830.100	49.49	-4.92	44.57	74.00	-29.43	peak	V
3830.100	46.91	-4.92	41.99	54.00	-12.01	AVG	V
5548.600	43.29	-3.28	40.01	54.00	-13.99	AVG	V
5592.350	51.04	-2.66	48.38	68.20	-19.82	peak	V
6654.600	43.93	-1.60	42.33	68.20	-25.87	peak	V
6654.600	34.97	-1.60	33.37	54.00	-20.63	AVG	V
7840.400	35.87	-1.69	34.18	54.00	-19.82	AVG	V
7863.850	44.63	-1.50	43.13	68.20	-25.07	peak	V

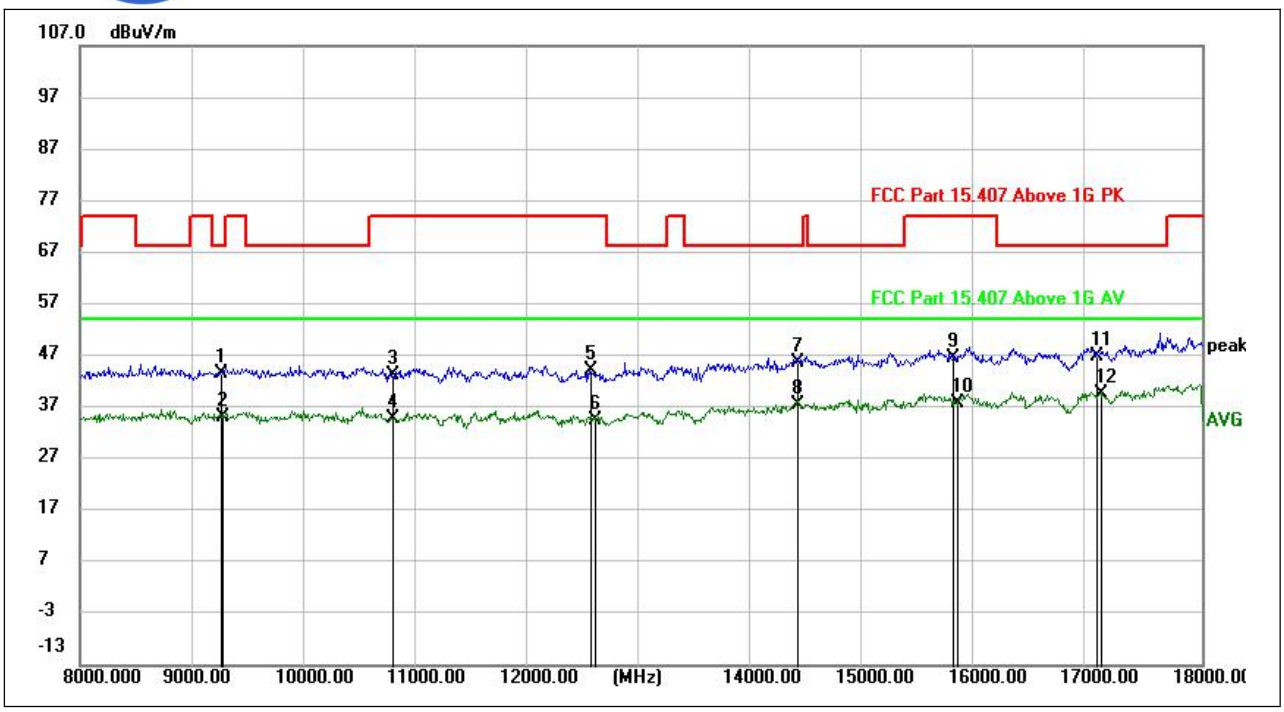

(802.11ax _5825MHz, Antenna Vertical, 8GHz to 18GHz)

Frequency (MHz)	Reading (dBuV)	Factor (dB/m)	Level (dBuV/m)	Limit (dBuV/m)	Margin (dB)	Det.	Pol
9258.000	41.38	2.18	43.56	68.20	-24.64	peak	V
9275.500	33.04	2.17	35.21	54.00	-18.79	AVG	V
10783.500	40.00	3.11	43.11	74.00	-30.89	peak	V
10783.500	31.65	3.11	34.76	54.00	-19.24	AVG	V
12551.000	39.64	4.58	44.22	74.00	-29.78	peak	V
12582.000	30.07	4.51	34.58	54.00	-19.42	AVG	V
14398.500	36.78	8.99	45.77	68.20	-22.43	peak	V
14398.500	28.58	8.99	37.57	54.00	-16.43	AVG	V
15789.500	36.39	10.25	46.64	74.00	-27.36	peak	V
15816.500	27.26	10.50	37.76	54.00	-16.24	AVG	V
17064.500	34.25	12.47	46.72	68.20	-21.48	peak	V
17103.500	27.27	12.47	39.74	54.00	-14.26	AVG	V

802.11ax (HEW40) Test mode

Plots for Channel = 38

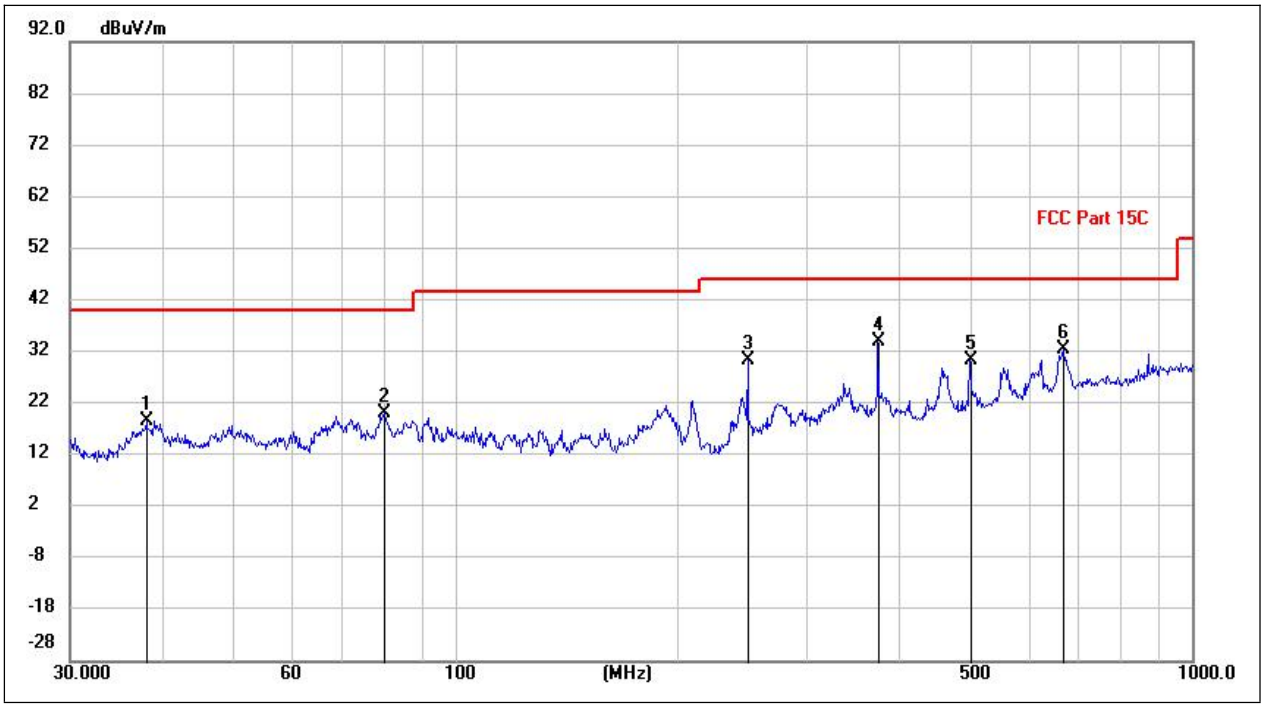

(802.11ax _5190MHz, Antenna Horizontal, 30MHz to 1GHz)

Frequency (MHz)	Reading (dBuV)	Factor (dB/m)	Level (dBuV/m)	Limit (dBuV/m)	Margin (dB)	Det.	Pol
38.0916	4.69	14.00	18.69	40.00	-21.31	peak	H
80.1930	9.12	10.89	20.01	40.00	-19.99	peak	H
249.9942	15.31	14.89	30.20	46.00	-15.80	peak	H
375.0169	15.66	18.39	34.05	46.00	-11.95	peak	H
500.0380	8.48	22.00	30.48	46.00	-15.52	peak	H
668.8455	7.99	24.47	32.46	46.00	-13.54	peak	H

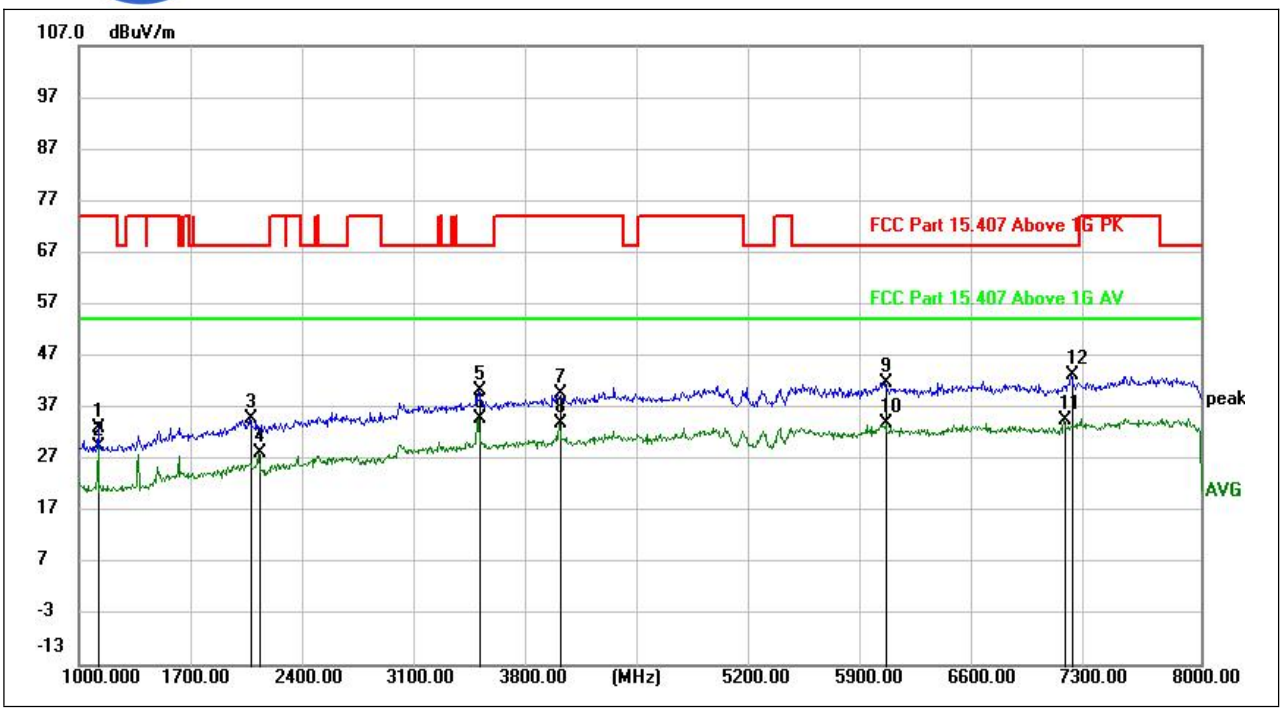

(802.11ax _5190MHz, Antenna Horizontal, 1GHz to 8GHz)

Frequency (MHz)	Reading (dBuV)	Factor (dB/m)	Level (dBuV/m)	Limit (dBuV/m)	Margin (dB)	Det.	Pol
1124.600	50.65	-17.66	32.99	74.00	-41.01	peak	H
1124.600	47.00	-17.66	29.34	54.00	-24.66	AVG	H
2067.500	46.27	-11.54	34.73	68.20	-33.47	peak	H
2124.900	40.80	-12.70	28.10	54.00	-25.90	AVG	H
3493.400	48.11	-7.89	40.22	68.20	-27.98	peak	H
3493.400	42.70	-7.89	34.81	54.00	-19.19	AVG	H
3997.400	46.26	-6.66	39.60	74.00	-34.40	peak	H
3999.850	40.47	-6.68	33.79	54.00	-20.21	AVG	H
6032.300	44.74	-2.87	41.87	68.20	-26.33	peak	H
6038.600	36.80	-2.91	33.89	54.00	-20.11	AVG	H
7151.600	35.38	-1.00	34.38	54.00	-19.62	AVG	H
7193.250	43.87	-0.68	43.19	68.20	-25.01	peak	H

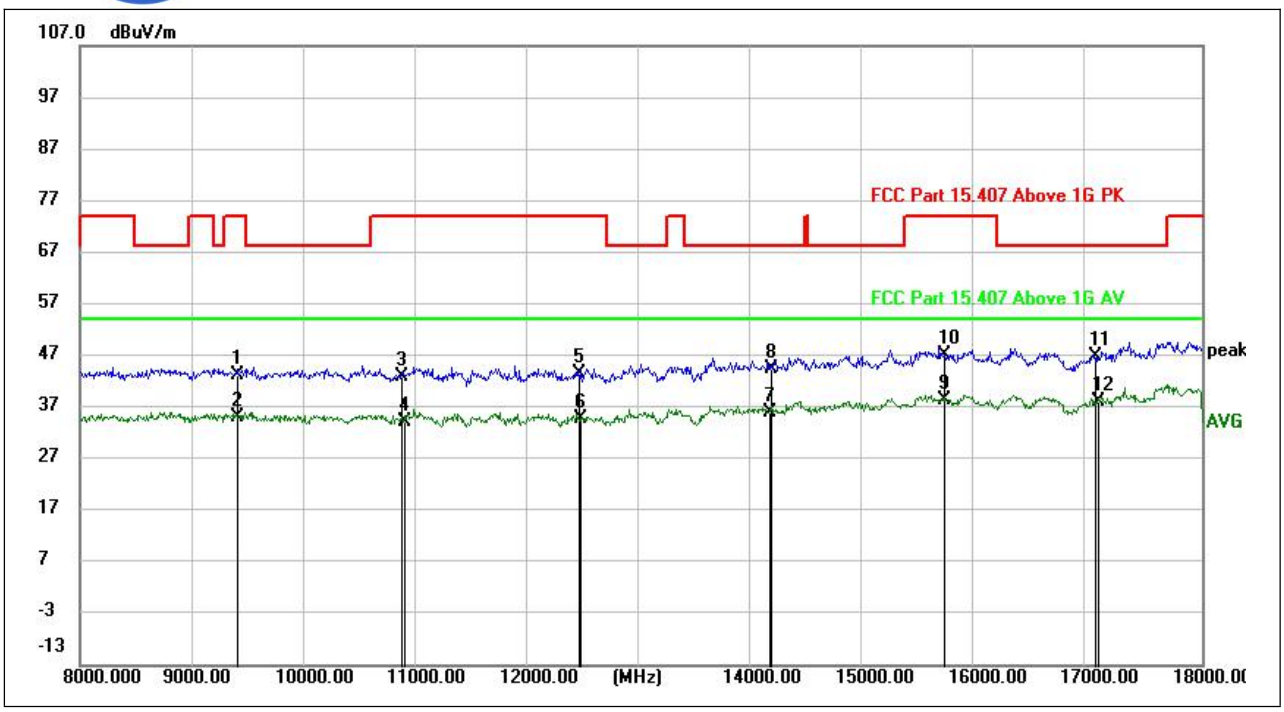

(802.11ax _5190MHz, Antenna Horizontal, 8GHz to 18GHz)

Frequency (MHz)	Reading (dBuV)	Factor (dB/m)	Level (dBuV/m)	Limit (dBuV/m)	Margin (dB)	Det.	Pol
9392.500	41.25	2.08	43.33	74.00	-30.67	peak	H
9408.500	33.08	2.07	35.15	54.00	-18.85	AVG	H
10866.000	39.97	2.89	42.86	74.00	-31.14	peak	H
10889.000	31.00	3.12	34.12	54.00	-19.88	AVG	H
12445.500	38.66	4.78	43.44	74.00	-30.56	peak	H
12465.500	29.76	5.00	34.76	54.00	-19.24	AVG	H
14145.000	27.84	8.24	36.08	54.00	-17.92	AVG	H
14156.000	36.30	8.28	44.58	68.20	-23.62	peak	H
15694.000	27.39	11.06	38.45	54.00	-15.55	AVG	H
15710.000	36.34	10.83	47.17	74.00	-26.83	peak	H
17045.000	35.71	11.12	46.83	68.20	-21.37	peak	H
17071.500	26.83	11.30	38.13	54.00	-15.87	AVG	H

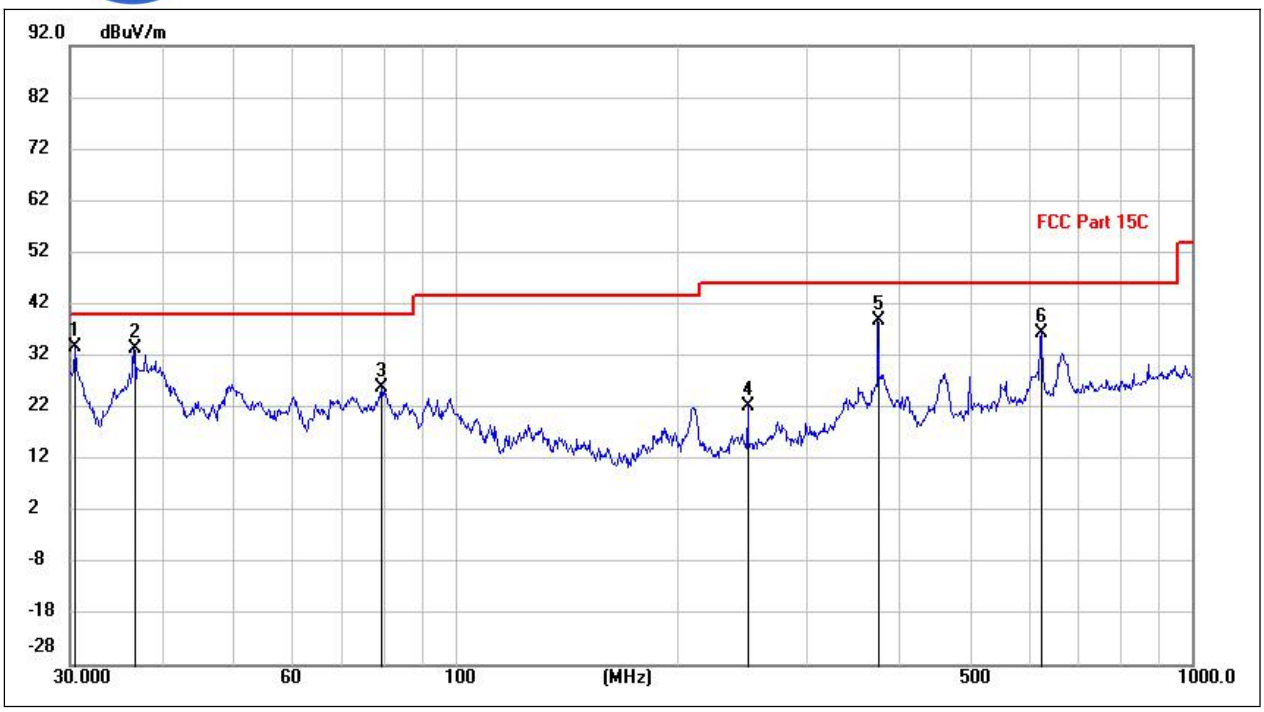

(802.11ax_5190MHz, Antenna Vertical, 30MHz to 1GHz)

Frequency (MHz)	Reading (dBuV)	Factor (dB/m)	Level (dBuV/m)	Limit (dBuV/m)	Margin (dB)	Det.	Pol
30.4504	20.71	13.09	33.80	40.00	-6.20	peak	V
36.6567	20.06	13.41	33.47	40.00	-6.53	peak	V
79.5209	15.17	10.63	25.80	40.00	-14.20	peak	V
249.9942	7.34	14.89	22.23	46.00	-23.77	peak	V
375.0169	20.40	18.39	38.79	46.00	-7.21	peak	V
625.0780	12.67	23.84	36.51	46.00	-9.49	peak	V

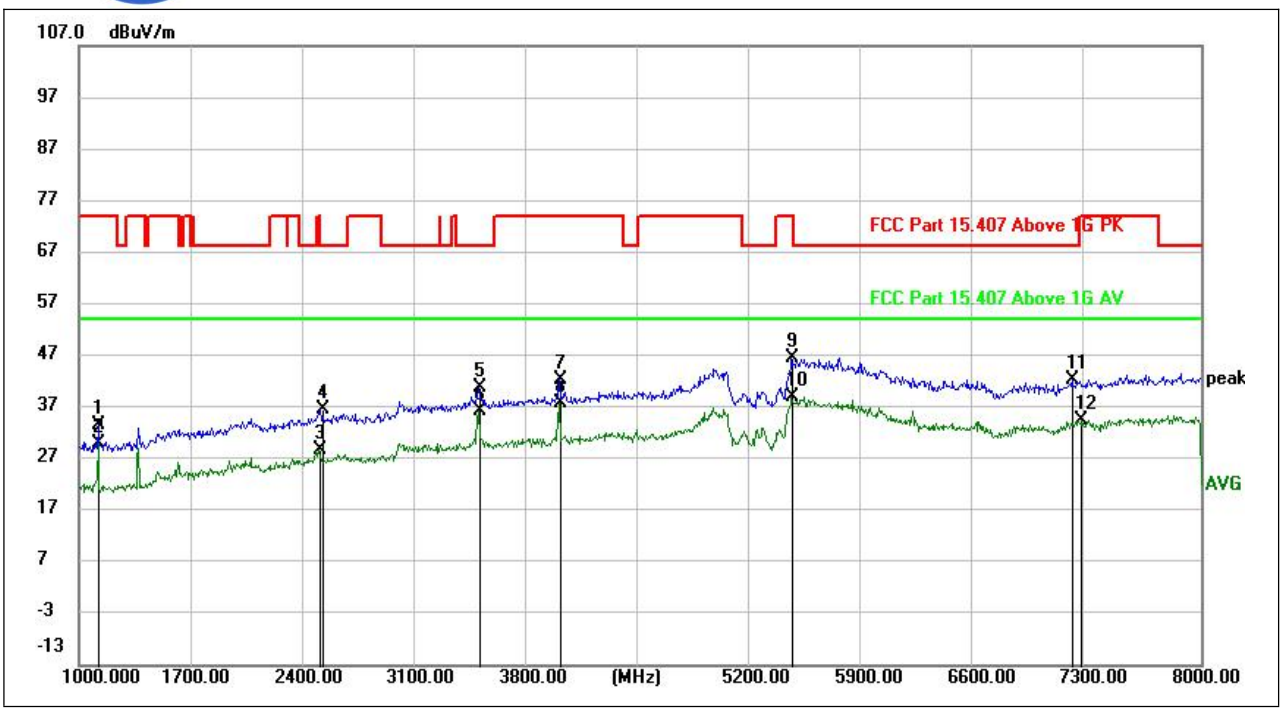

(802.11ax_5190MHz, Antenna Vertical, 1GHz to 8GHz)

Frequency (MHz)	Reading (dBuV)	Factor (dB/m)	Level (dBuV/m)	Limit (dBuV/m)	Margin (dB)	Det.	Pol
1124.950	51.23	-17.66	33.57	74.00	-40.43	peak	V
1124.950	47.53	-17.66	29.87	54.00	-24.13	AVG	V
2499.750	38.31	-9.43	28.88	54.00	-25.12	AVG	V
2512.350	47.20	-10.47	36.73	68.20	-31.47	peak	V
3493.400	46.31	-5.37	40.94	68.20	-27.26	peak	V
3493.400	41.78	-5.37	36.41	54.00	-17.59	AVG	V
3999.850	46.33	-3.98	42.35	74.00	-31.65	peak	V
3999.850	41.87	-3.98	37.89	54.00	-16.11	AVG	V
5451.300	49.21	-2.56	46.65	74.00	-27.35	peak	V
5451.300	41.58	-2.56	39.02	54.00	-14.98	AVG	V
7201.650	43.09	-0.62	42.47	68.20	-25.73	peak	V
7245.750	35.07	-0.55	34.52	54.00	-19.48	AVG	V

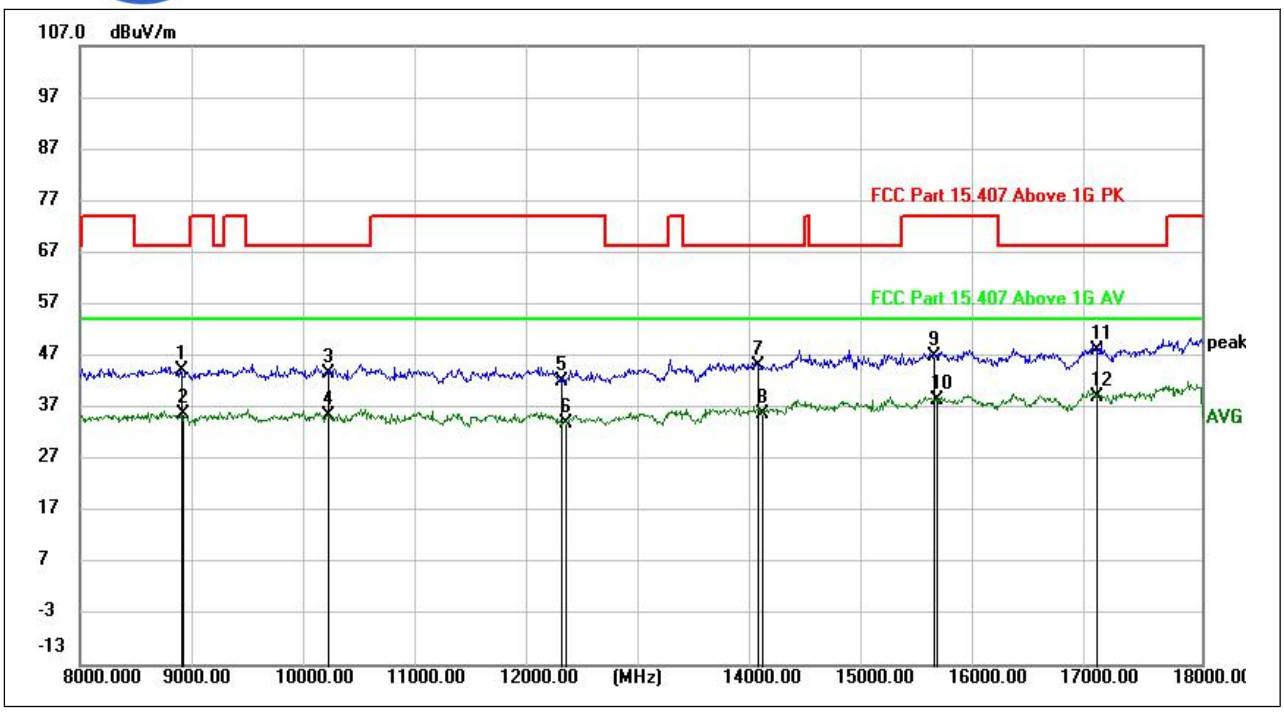

(802.11ax _5190MHz, Antenna Vertical, 8GHz to 18GHz)

Frequency (MHz)	Reading (dBuV)	Factor (dB/m)	Level (dBuV/m)	Limit (dBuV/m)	Margin (dB)	Det.	Pol
8901.000	42.85	1.40	44.25	68.20	-23.95	peak	V
8917.500	34.22	1.37	35.59	54.00	-18.41	AVG	V
10208.000	41.26	2.23	43.49	68.20	-24.71	peak	V
10216.000	33.22	2.23	35.45	54.00	-18.55	AVG	V
12289.000	37.97	4.05	42.02	74.00	-31.98	peak	V
12324.000	29.46	4.51	33.97	54.00	-20.03	AVG	V
14043.000	36.68	8.25	44.93	68.20	-23.27	peak	V
14082.500	27.68	8.14	35.82	54.00	-18.18	AVG	V
15607.500	36.69	10.26	46.95	74.00	-27.05	peak	V
15633.500	27.77	10.63	38.40	54.00	-15.60	AVG	V
17063.500	35.64	12.48	48.12	68.20	-20.08	peak	V
17063.500	26.68	12.48	39.16	54.00	-14.84	AVG	V

Plots for Channel = 46

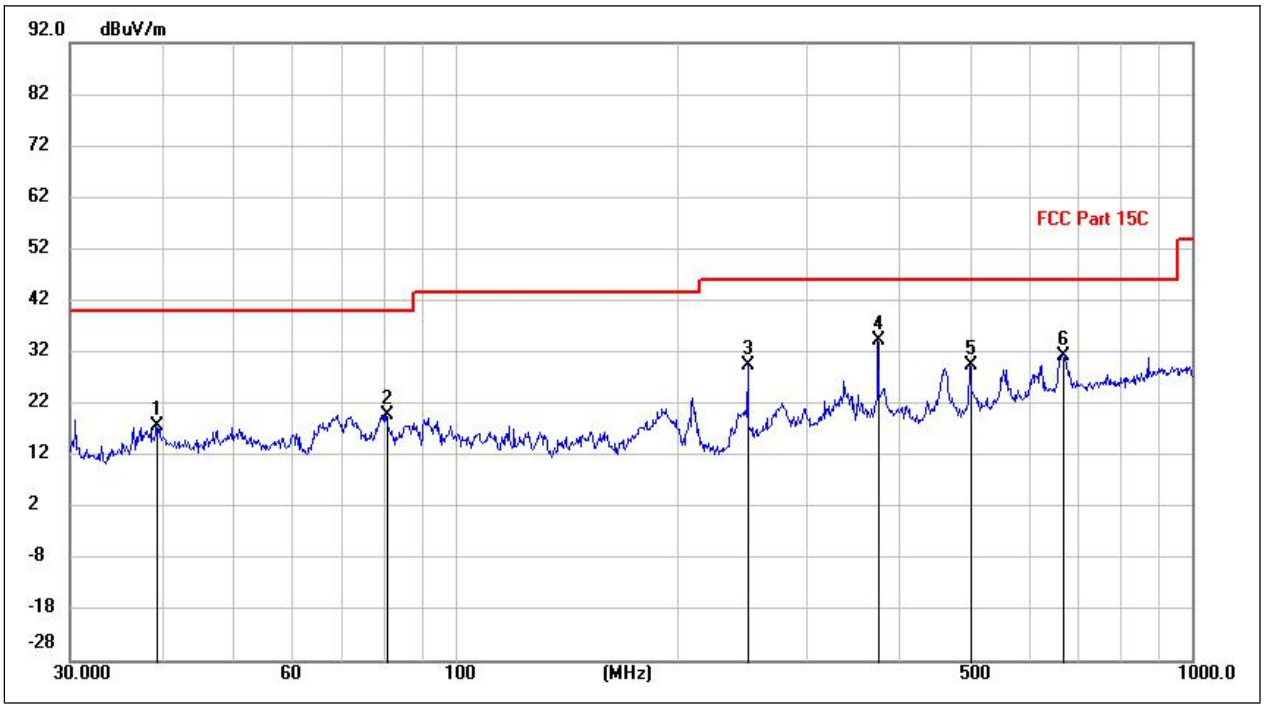

(802.11ax _5230MHz, Antenna Horizontal, 30MHz to 1GHz)

Frequency (MHz)	Reading (dBuV)	Factor (dB/m)	Level (dBuV/m)	Limit (dBuV/m)	Margin (dB)	Det.	Pol
39.4095	2.82	14.81	17.63	40.00	-22.37	peak	H
80.7999	9.18	10.57	19.75	40.00	-20.25	peak	H
249.9942	14.63	14.89	29.52	46.00	-16.48	peak	H
375.0169	15.96	18.39	34.35	46.00	-11.65	peak	H
500.0380	7.41	22.00	29.41	46.00	-16.59	peak	H
668.0251	6.88	24.44	31.32	46.00	-14.68	peak	H

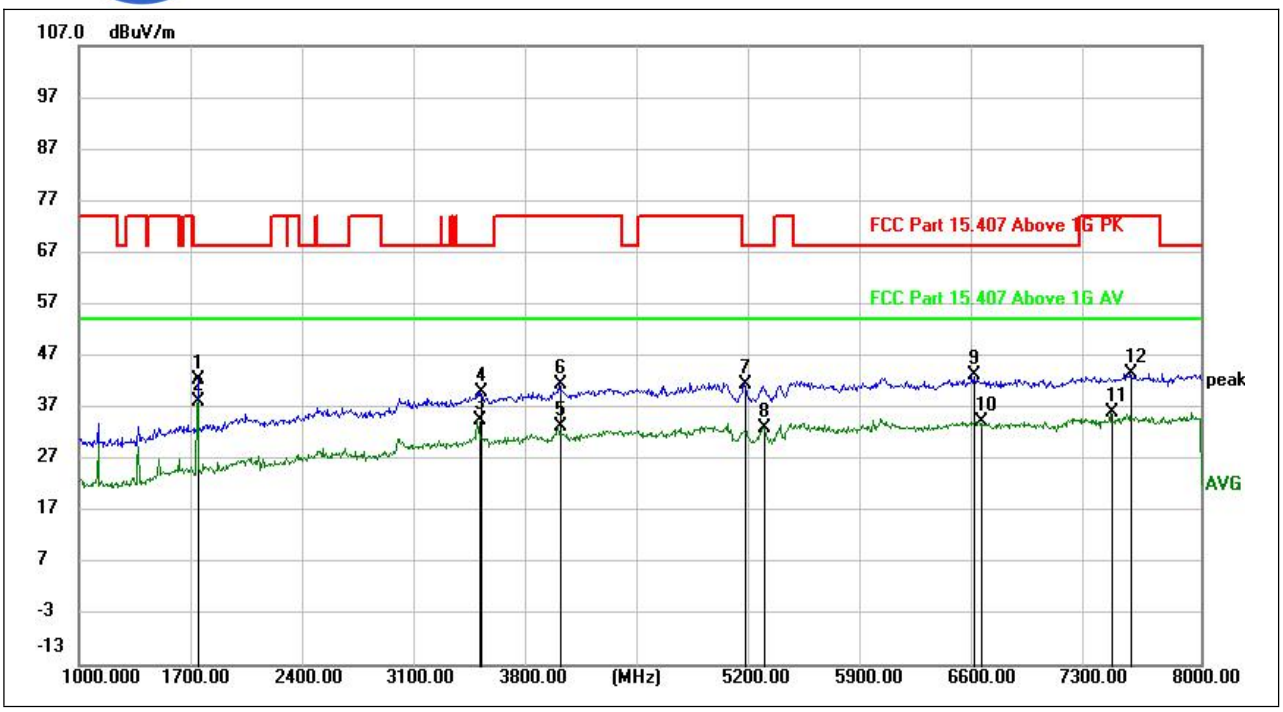

(802.11ax _5230MHz, Antenna Horizontal, 1GHz to 8GHz)

Frequency (MHz)	Reading (dBuV)	Factor (dB/m)	Level (dBuV/m)	Limit (dBuV/m)	Margin (dB)	Det.	Pol
1747.250	56.52	-14.21	42.31	68.20	-25.89	peak	H
1747.250	52.28	-14.21	38.07	54.00	-15.93	AVG	H
3493.400	42.39	-7.89	34.50	54.00	-19.50	AVG	H
3512.650	47.64	-7.80	39.84	68.20	-28.36	peak	H
3999.850	40.10	-6.68	33.42	54.00	-20.58	AVG	H
4000.550	47.93	-6.65	41.28	74.00	-32.72	peak	H
5156.950	44.31	-2.95	41.36	68.20	-26.84	peak	H
5273.150	36.06	-2.94	33.12	54.00	-20.88	AVG	H
6583.200	44.15	-1.05	43.10	68.20	-25.10	peak	H
6621.700	35.42	-1.14	34.28	54.00	-19.72	AVG	H
7441.400	36.83	-0.73	36.10	54.00	-17.90	AVG	H
7564.600	43.69	-0.08	43.61	74.00	-30.39	peak	H

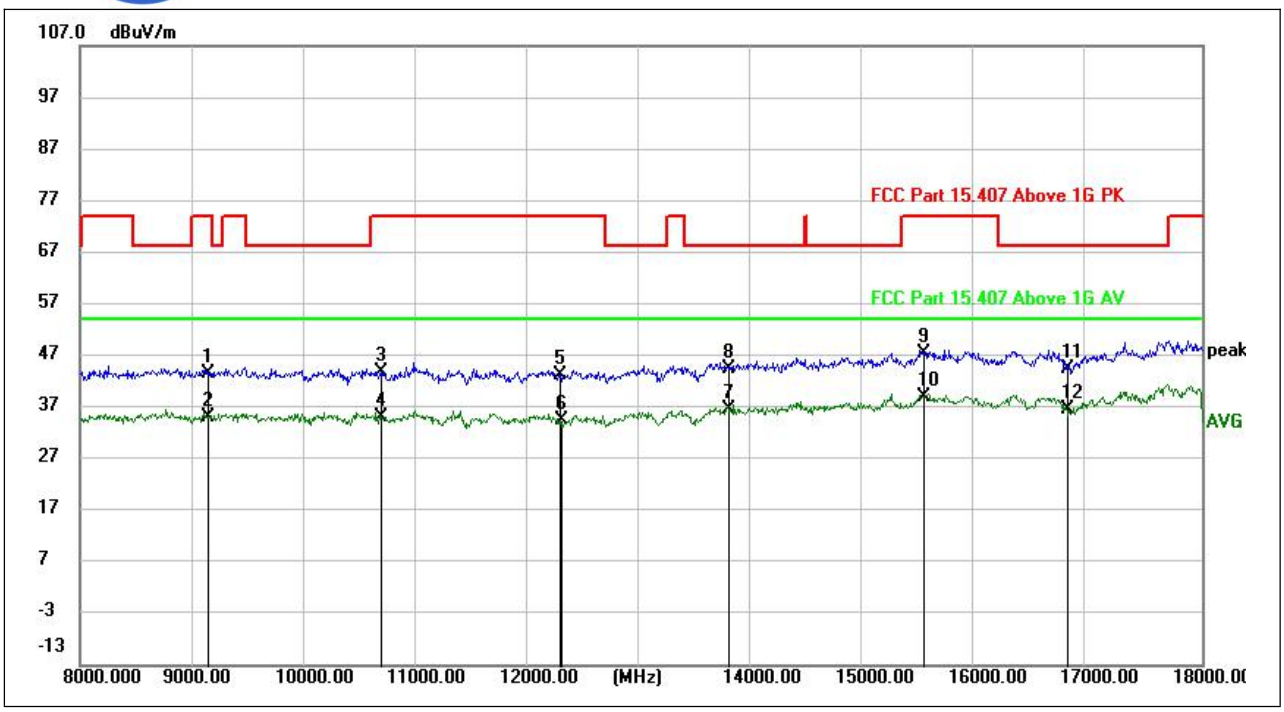

(802.11ax _5230MHz, Antenna Horizontal, 8GHz to 18GHz)

Frequency (MHz)	Reading (dBuV)	Factor (dB/m)	Level (dBuV/m)	Limit (dBuV/m)	Margin (dB)	Det.	Pol
9143.500	41.51	2.02	43.53	74.00	-30.47	peak	H
9143.500	33.20	2.02	35.22	54.00	-18.78	AVG	H
10690.000	41.36	2.44	43.80	74.00	-30.20	peak	H
10690.000	32.61	2.44	35.05	54.00	-18.95	AVG	H
12272.500	39.05	4.04	43.09	74.00	-30.91	peak	H
12294.000	30.44	4.12	34.56	54.00	-19.44	AVG	H
13771.000	29.39	7.06	36.45	54.00	-17.55	AVG	H
13788.500	37.18	7.16	44.34	68.20	-23.86	peak	H
15512.000	35.97	11.50	47.47	74.00	-26.53	peak	H
15512.000	27.60	11.50	39.10	54.00	-14.90	AVG	H
16797.000	33.09	11.47	44.56	68.20	-23.64	peak	H
16797.000	25.23	11.47	36.70	54.00	-17.30	AVG	H

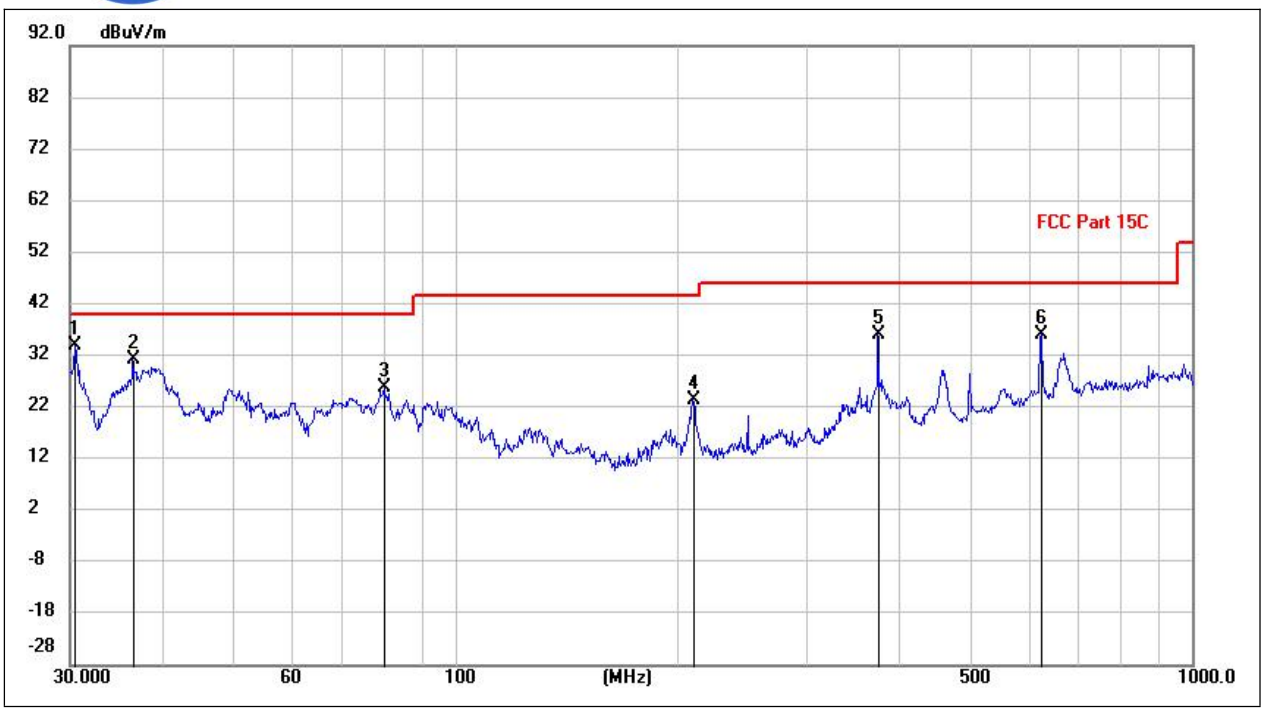

(802.11ax_5230MHz, Antenna Vertical, 30MHz to 1GHz)

Frequency (MHz)	Reading (dBuV)	Factor (dB/m)	Level (dBuV/m)	Limit (dBuV/m)	Margin (dB)	Det.	Pol
30.4504	20.94	13.09	34.03	40.00	-5.97	peak	V
36.5733	17.92	13.36	31.28	40.00	-8.72	peak	V
80.1368	14.99	10.92	25.91	40.00	-14.09	peak	V
210.1587	10.08	13.31	23.39	43.50	-20.11	peak	V
375.0169	17.74	18.39	36.13	46.00	-9.87	peak	V
625.0780	12.37	23.84	36.21	46.00	-9.79	peak	V

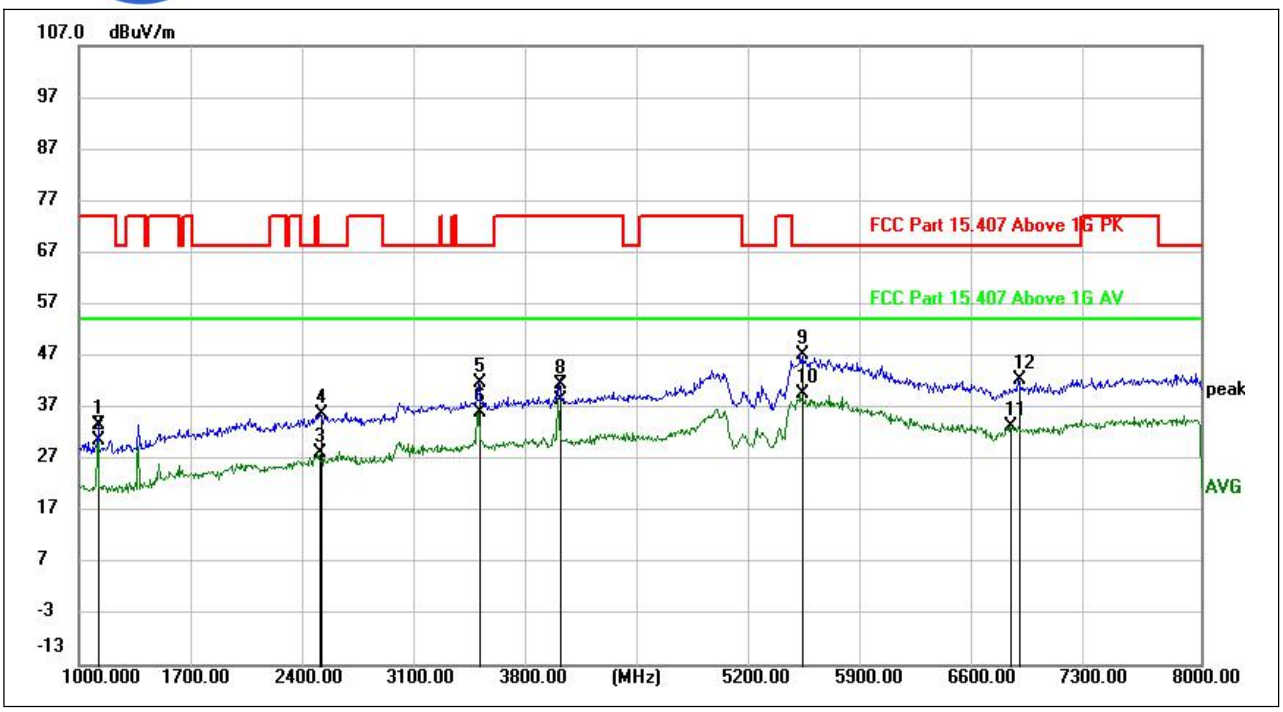

(802.11ax_5230MHz, Antenna Vertical, 1GHz to 8GHz)

Frequency (MHz)	Reading (dBuV)	Factor (dB/m)	Level (dBuV/m)	Limit (dBuV/m)	Margin (dB)	Det.	Pol
1124.950	51.11	-17.66	33.45	74.00	-40.55	peak	V
1124.950	48.09	-17.66	30.43	54.00	-23.57	AVG	V
2499.750	37.48	-9.43	28.05	54.00	-25.95	AVG	V
2511.300	46.09	-10.48	35.61	68.20	-32.59	peak	V
3493.400	47.10	-5.37	41.73	68.20	-26.47	peak	V
3493.400	41.35	-5.37	35.98	54.00	-18.02	AVG	V
3999.850	42.34	-3.98	38.36	54.00	-15.64	AVG	V
4000.200	45.53	-3.98	41.55	74.00	-32.45	peak	V
5510.800	49.02	-1.90	47.12	68.20	-21.08	peak	V
5510.800	41.43	-1.90	39.53	54.00	-14.47	AVG	V
6814.900	34.89	-1.50	33.39	54.00	-20.61	AVG	V
6861.800	43.60	-1.31	42.29	68.20	-25.91	peak	V

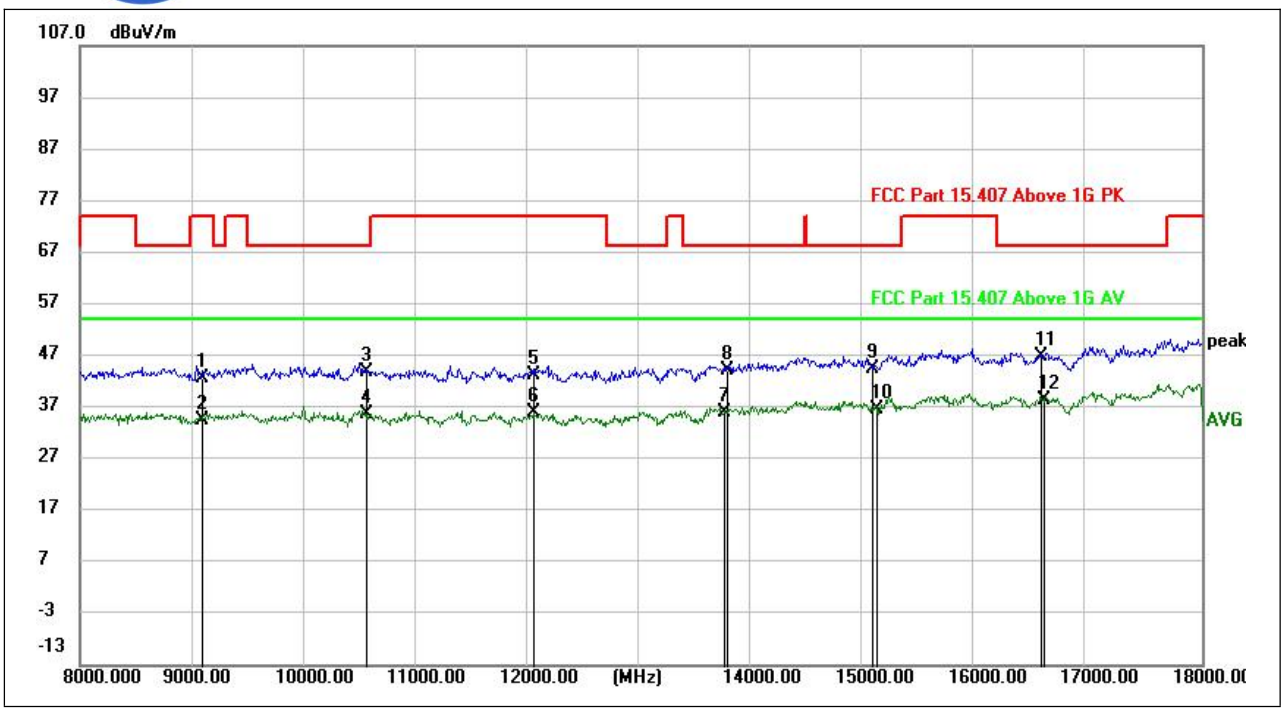

(802.11ax _5230MHz, Antenna Vertical, 8GHz to 18GHz)

Frequency (MHz)	Reading (dBuV)	Factor (dB/m)	Level (dBuV/m)	Limit (dBuV/m)	Margin (dB)	Det.	Pol
9089.500	41.36	1.37	42.73	74.00	-31.27	peak	V
9089.500	33.14	1.37	34.51	54.00	-19.49	AVG	V
10555.500	40.59	3.11	43.70	68.20	-24.50	peak	V
10555.500	32.62	3.11	35.73	54.00	-18.27	AVG	V
12050.000	38.24	5.10	43.34	74.00	-30.66	peak	V
12050.000	31.01	5.10	36.11	54.00	-17.89	AVG	V
13749.500	28.78	7.13	35.91	54.00	-18.09	AVG	V
13769.000	37.05	7.07	44.12	68.20	-24.08	peak	V
15068.500	34.04	10.40	44.44	68.20	-23.76	peak	V
15093.000	26.36	10.24	36.60	54.00	-17.40	AVG	V
16561.000	35.10	11.78	46.88	68.20	-21.32	peak	V
16588.500	26.90	11.57	38.47	54.00	-15.53	AVG	V

Plot for Channel = 151

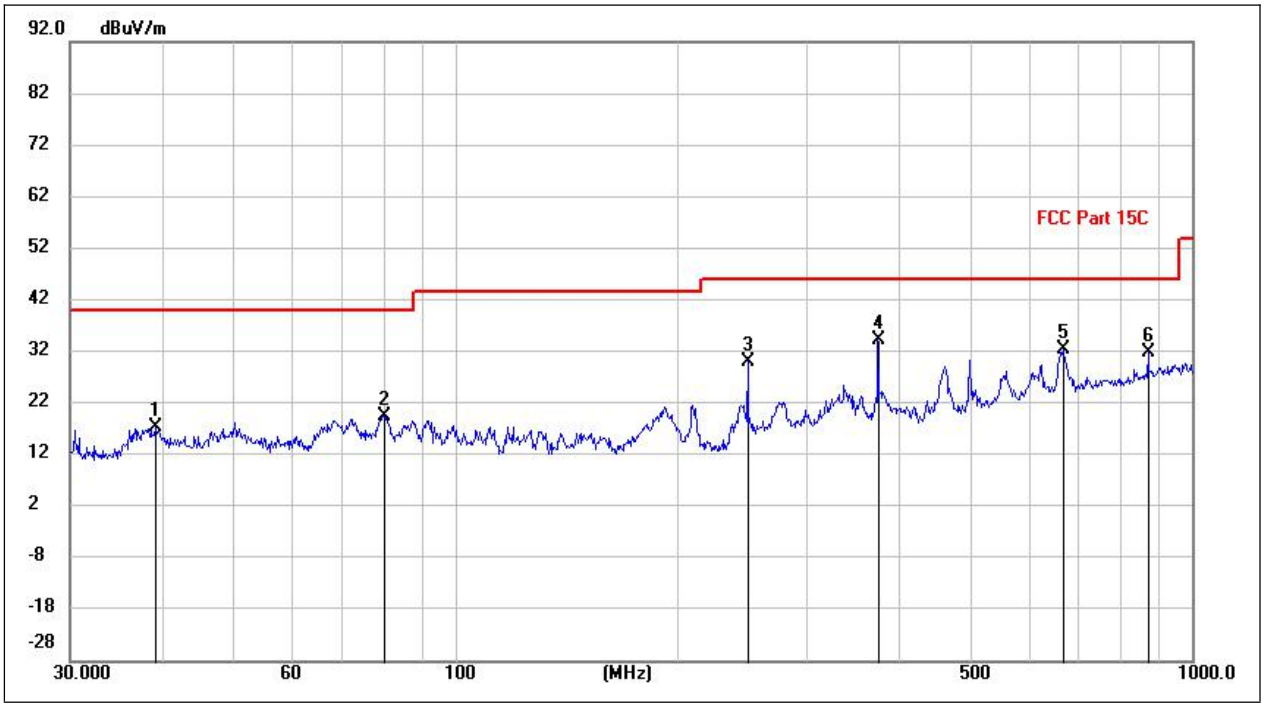

(802.11ax _5755MHz, Antenna Horizontal, 30MHz to 1GHz)

Frequency (MHz)	Reading (dBuV)	Factor (dB/m)	Level (dBuV/m)	Limit (dBuV/m)	Margin (dB)	Det.	Pol
39.2509	2.72	14.57	17.29	40.00	-22.71	peak	H
80.1789	8.61	10.89	19.50	40.00	-20.50	peak	H
249.9942	15.22	14.89	30.11	46.00	-15.89	peak	H
375.0169	15.75	18.39	34.14	46.00	-11.86	peak	H
669.1974	8.01	24.49	32.50	46.00	-13.50	peak	H
875.0935	4.22	27.50	31.72	46.00	-14.28	peak	H

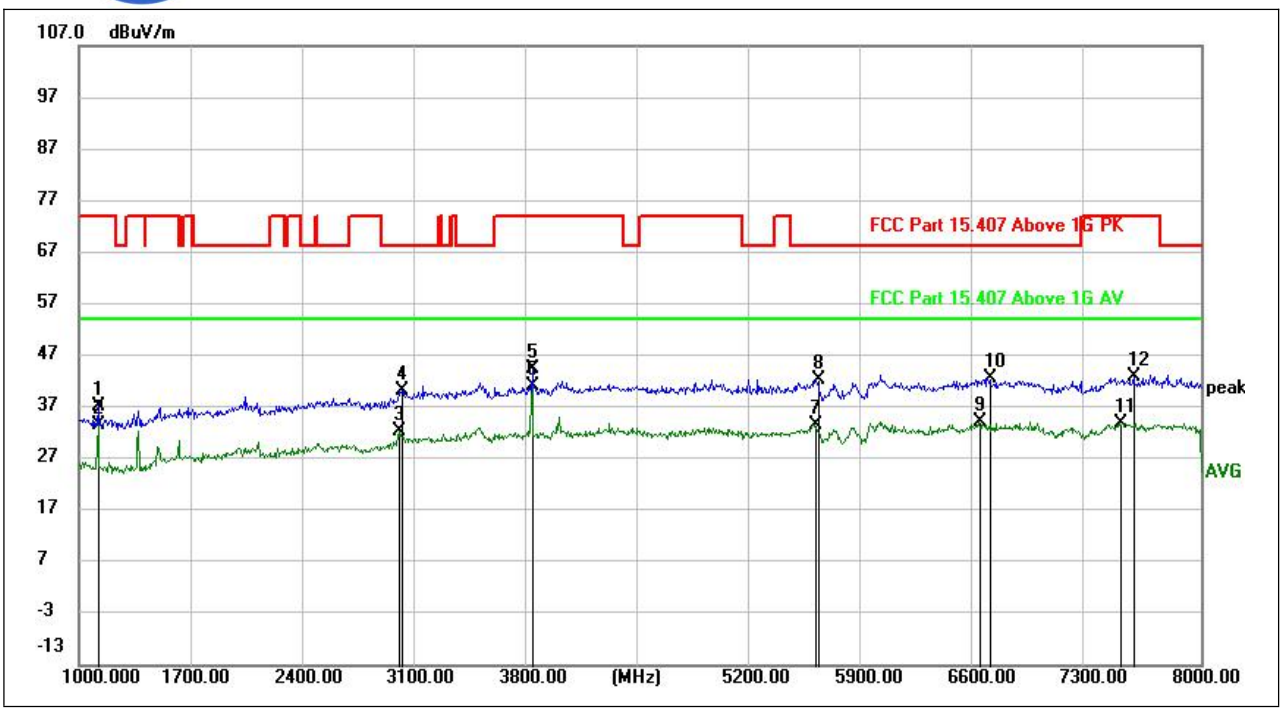

(802.11ax _5755MHz, Antenna Horizontal, 1GHz to 8GHz)

Frequency (MHz)	Reading (dBuV)	Factor (dB/m)	Level (dBuV/m)	Limit (dBuV/m)	Margin (dB)	Det.	Pol
1124.600	52.13	-14.86	37.27	74.00	-36.73	peak	H
1124.600	48.54	-14.86	33.68	54.00	-20.32	AVG	H
3001.300	40.06	-7.58	32.48	54.00	-21.52	AVG	H
3012.850	47.69	-7.39	40.30	68.20	-27.90	peak	H
3830.100	49.42	-4.92	44.50	74.00	-29.50	peak	H
3830.100	46.03	-4.92	41.11	54.00	-12.89	AVG	H
5596.200	36.37	-2.67	33.70	54.00	-20.30	AVG	H
5608.100	44.93	-2.70	42.23	68.20	-25.97	peak	H
6620.300	35.81	-1.69	34.12	54.00	-19.88	AVG	H
6679.100	44.60	-1.91	42.69	68.20	-25.51	peak	H
7496.700	35.23	-1.35	33.88	54.00	-20.12	AVG	H
7582.800	43.94	-1.01	42.93	74.00	-31.07	peak	H

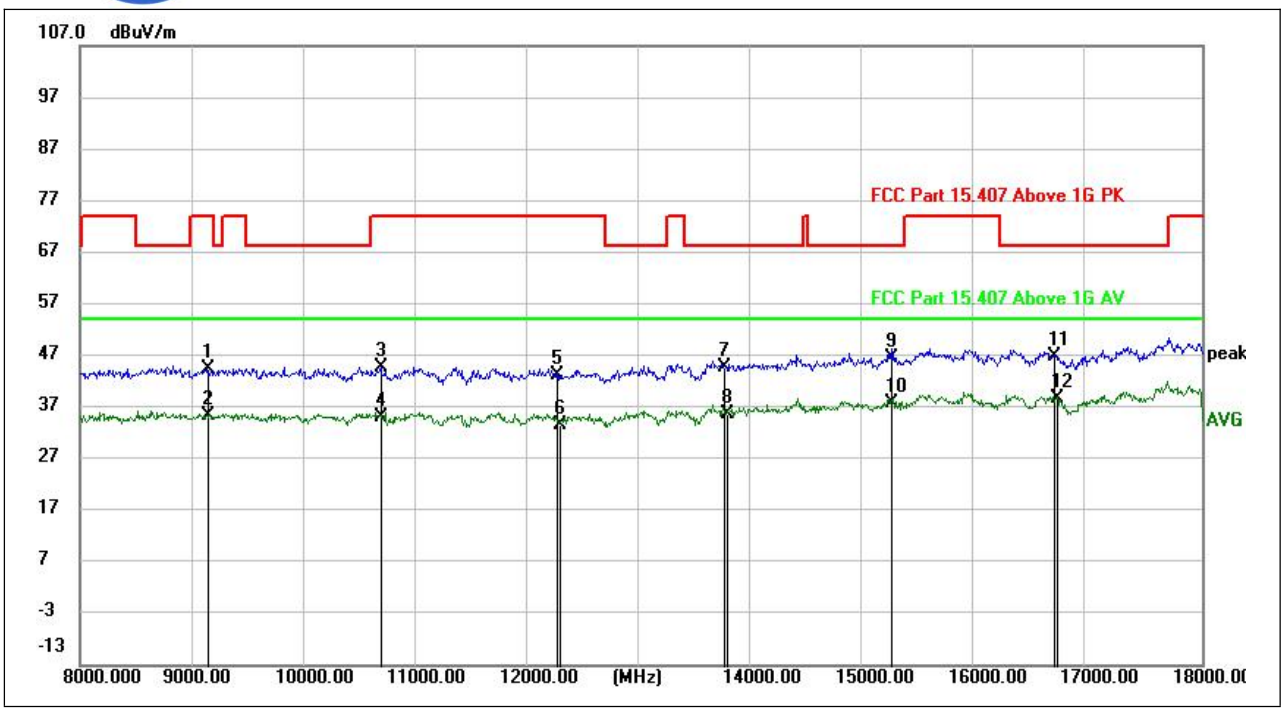

(802.11ax _5755MHz, Antenna Horizontal, 8GHz to 18GHz)

Frequency (MHz)	Reading (dBuV)	Factor (dB/m)	Level (dBuV/m)	Limit (dBuV/m)	Margin (dB)	Det.	Pol
9131.000	42.56	1.94	44.50	74.00	-29.50	peak	H
9131.000	33.32	1.94	35.26	54.00	-18.74	AVG	H
10686.000	42.39	2.40	44.79	74.00	-29.21	peak	H
10686.000	32.76	2.40	35.16	54.00	-18.84	AVG	H
12250.500	39.31	4.04	43.35	74.00	-30.65	peak	H
12274.500	29.69	4.04	33.73	54.00	-20.27	AVG	H
13733.500	37.42	7.18	44.60	68.20	-23.60	peak	H
13769.000	28.76	7.07	35.83	54.00	-18.17	AVG	H
15232.000	36.60	10.02	46.62	68.20	-21.58	peak	H
15232.000	27.89	10.02	37.91	54.00	-16.09	AVG	H
16680.000	35.02	11.78	46.80	68.20	-21.40	peak	H
16705.500	26.95	11.75	38.70	54.00	-15.30	AVG	H

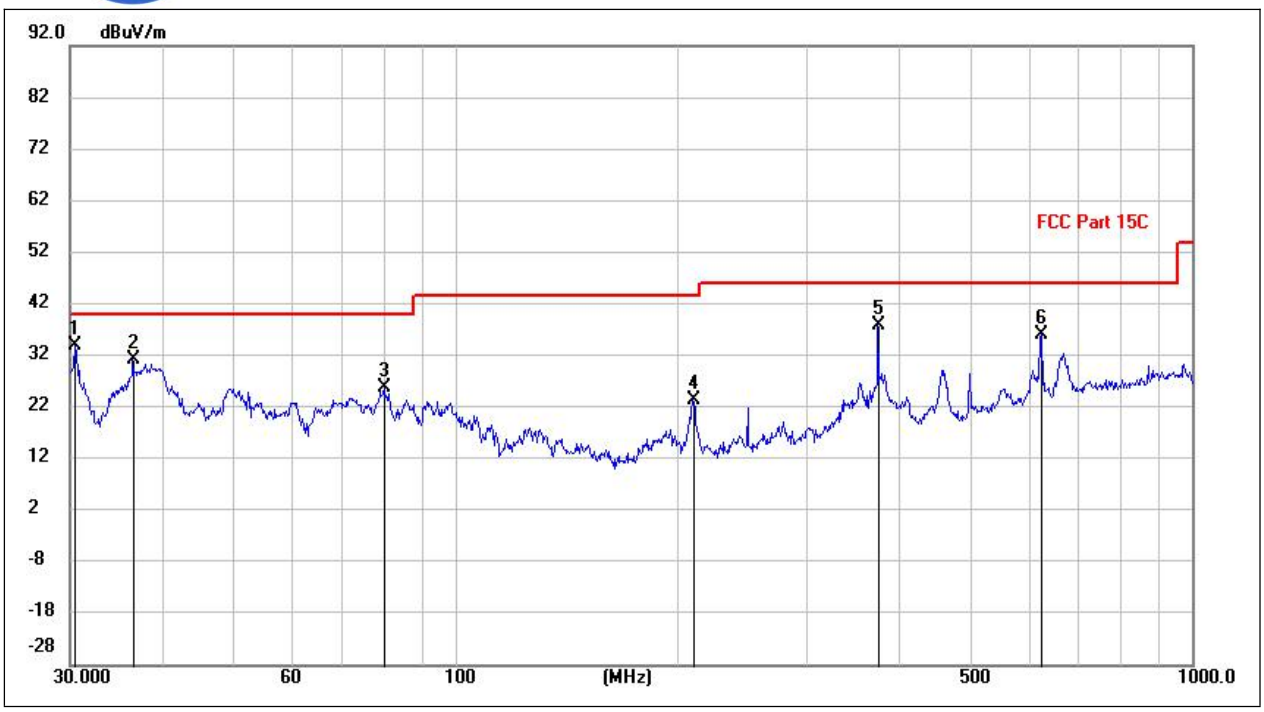

(802.11ax_5755MHz, Antenna Vertical, 30MHz to 1GHz)

Frequency (MHz)	Reading (dBuV)	Factor (dB/m)	Level (dBuV/m)	Limit (dBuV/m)	Margin (dB)	Det.	Pol
30.4504	20.94	13.09	34.03	40.00	-5.97	peak	V
36.5733	17.92	13.36	31.28	40.00	-8.72	peak	V
80.1368	14.99	10.92	25.91	40.00	-14.09	peak	V
210.1587	10.08	13.31	23.39	43.50	-20.11	peak	V
375.0169	19.37	18.39	37.76	46.00	-8.24	peak	V
625.0780	12.37	23.84	36.21	46.00	-9.79	peak	V

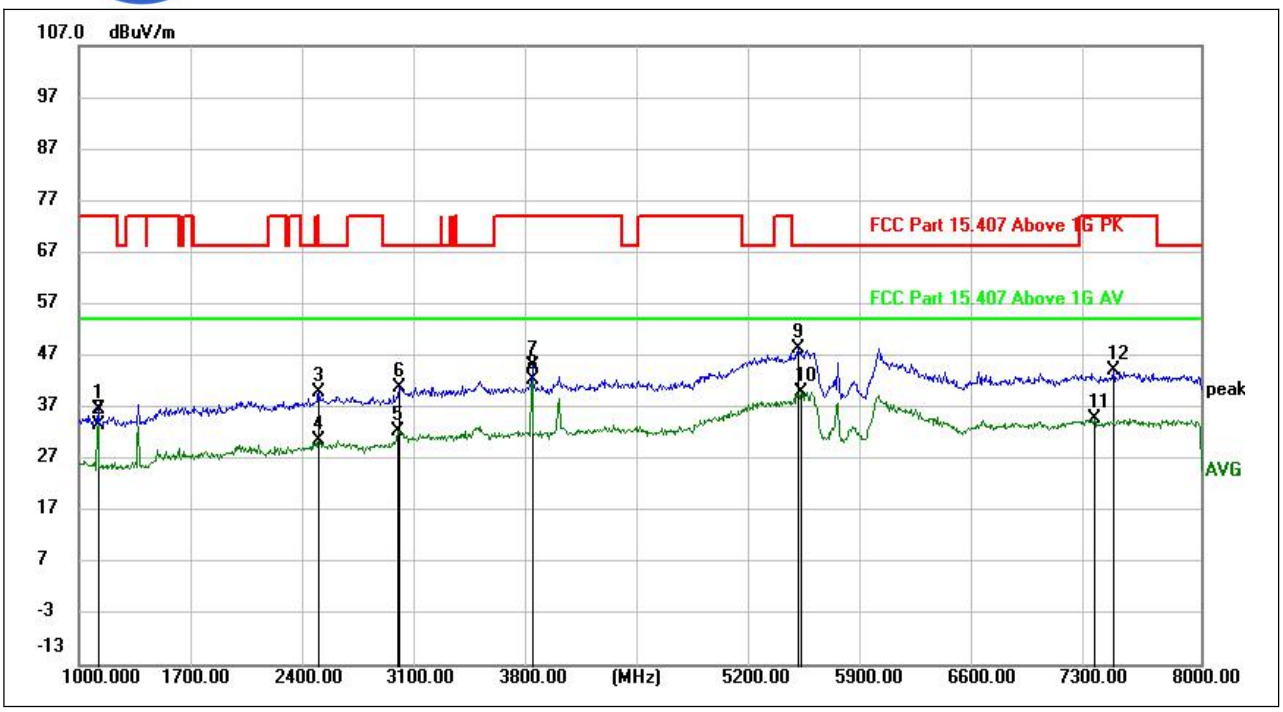

(802.11ax_5755MHz, Antenna Vertical, 1GHz to 8GHz)

Frequency (MHz)	Reading (dBuV)	Factor (dB/m)	Level (dBuV/m)	Limit (dBuV/m)	Margin (dB)	Det.	Pol
1124.950	51.59	-14.86	36.73	74.00	-37.27	peak	V
1124.950	48.55	-14.86	33.69	54.00	-20.31	AVG	V
2499.750	47.99	-8.21	39.78	74.00	-34.22	peak	V
2499.750	38.83	-8.21	30.62	54.00	-23.38	AVG	V
3000.250	37.62	-5.31	32.31	54.00	-21.69	AVG	V
3002.350	46.32	-5.37	40.95	68.20	-27.25	peak	V
3830.100	50.08	-4.92	45.16	74.00	-28.84	peak	V
3830.100	47.13	-4.92	42.21	54.00	-11.79	AVG	V
5491.200	51.35	-3.09	48.26	68.20	-19.94	peak	V
5510.450	42.76	-2.99	39.77	54.00	-14.23	AVG	V
7339.550	36.36	-1.52	34.84	54.00	-19.16	AVG	V
7457.500	45.67	-1.57	44.10	74.00	-29.90	peak	V

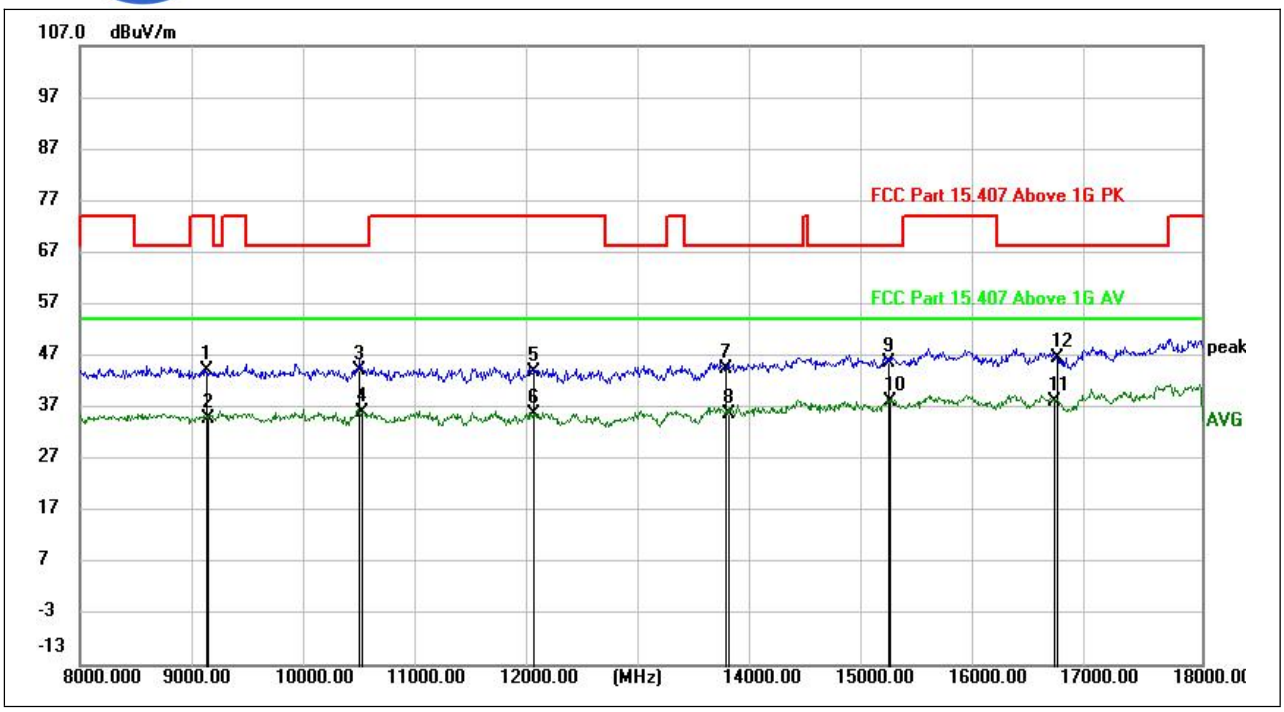

(802.11ax _5755MHz, Antenna Vertical, 8GHz to 18GHz)

Frequency (MHz)	Reading (dBuV)	Factor (dB/m)	Level (dBuV/m)	Limit (dBuV/m)	Margin (dB)	Det.	Pol
9127.500	42.34	1.76	44.10	74.00	-29.90	peak	V
9141.000	32.97	1.90	34.87	54.00	-19.13	AVG	V
10487.000	40.32	3.81	44.13	68.20	-24.07	peak	V
10500.500	32.10	3.98	36.08	54.00	-17.92	AVG	V
12050.000	38.74	5.10	43.84	74.00	-30.16	peak	V
12050.000	30.65	5.10	35.75	54.00	-18.25	AVG	V
13756.000	37.25	7.10	44.35	68.20	-23.85	peak	V
13774.000	28.61	7.06	35.67	54.00	-18.33	AVG	V
15200.500	35.48	10.03	45.51	68.20	-22.69	peak	V
15219.000	28.07	10.03	38.10	54.00	-15.90	AVG	V
16690.000	26.36	11.78	38.14	54.00	-15.86	AVG	V
16708.000	34.76	11.74	46.50	68.20	-21.70	peak	V

Plot for Channel = 159

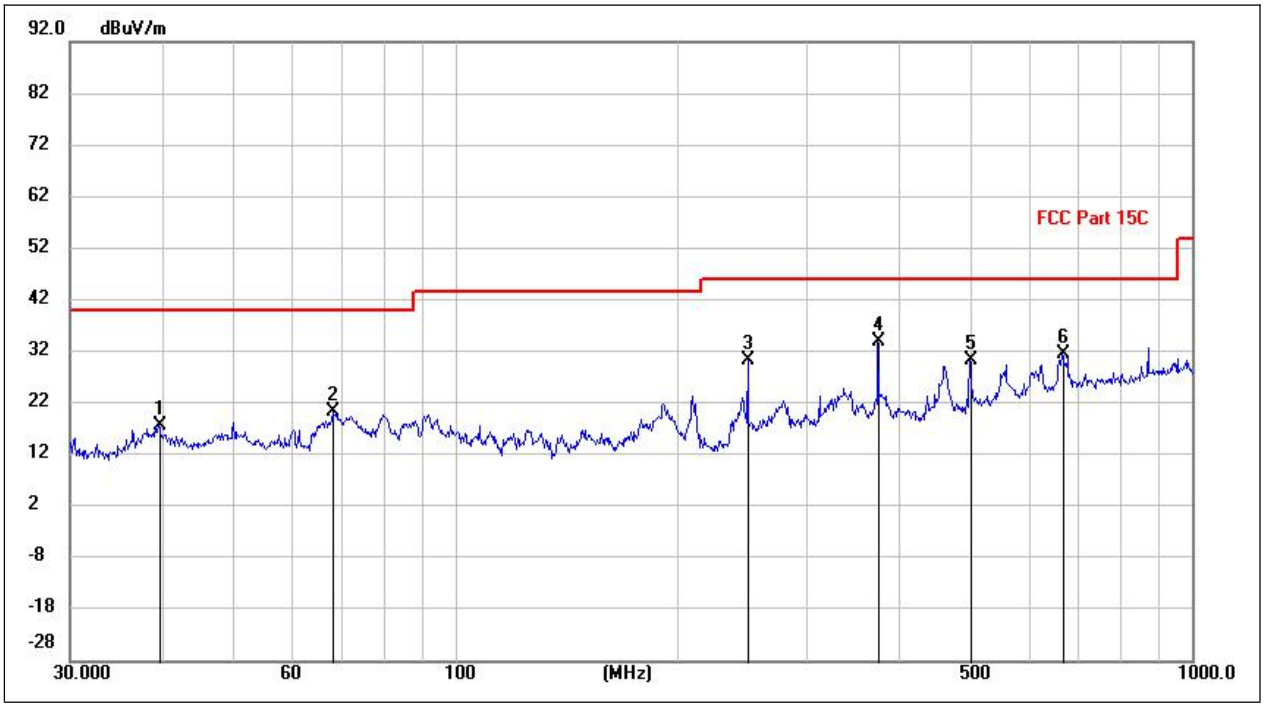

(802.11ax _5795MHz, Antenna Horizontal, 30MHz to 1GHz)

Frequency (MHz)	Reading (dBuV)	Factor (dB/m)	Level (dBuV/m)	Limit (dBuV/m)	Margin (dB)	Det.	Pol
39.7078	2.53	15.26	17.79	40.00	-22.21	peak	H
68.3668	8.06	12.37	20.43	40.00	-19.57	peak	H
249.9942	15.58	14.89	30.47	46.00	-15.53	peak	H
375.0169	15.52	18.39	33.91	46.00	-12.09	peak	H
500.0380	8.25	22.00	30.25	46.00	-15.75	peak	H
667.5568	7.02	24.41	31.43	46.00	-14.57	peak	H

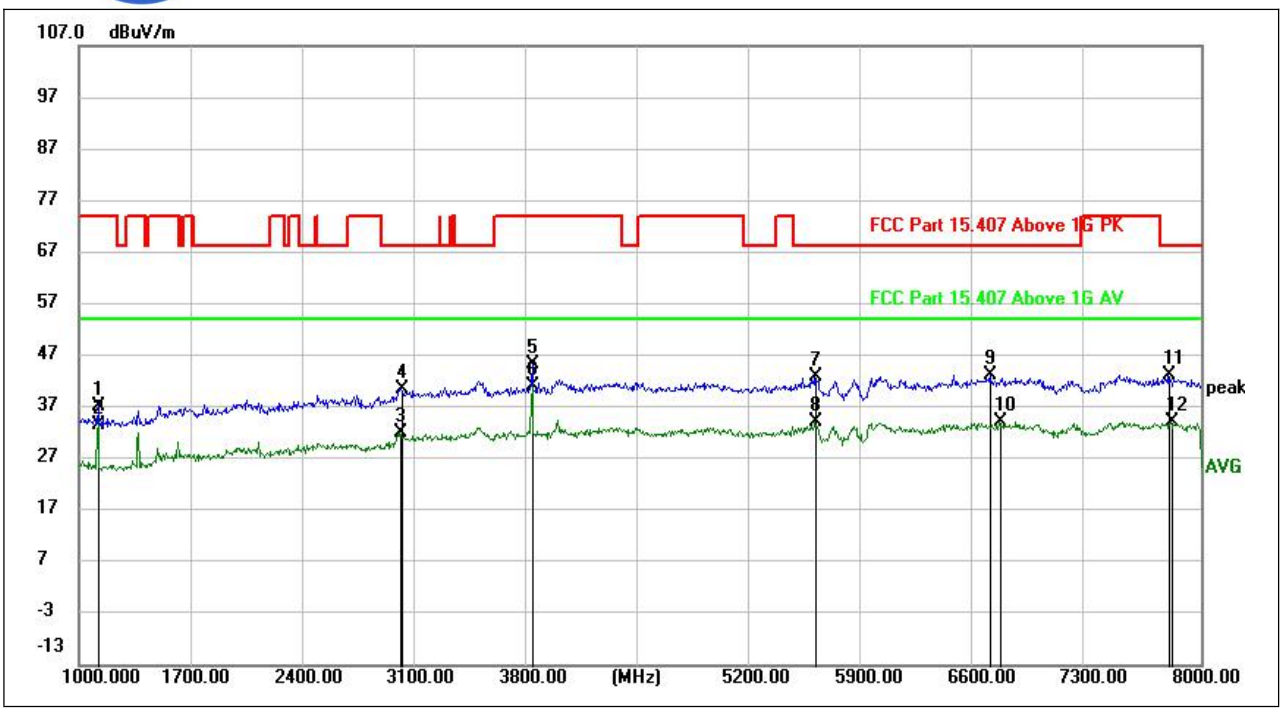

(802.11ax _5795MHz, Antenna Horizontal, 1GHz to 8GHz)

Frequency (MHz)	Reading (dBuV)	Factor (dB/m)	Level (dBuV/m)	Limit (dBuV/m)	Margin (dB)	Det.	Pol
1124.950	52.07	-14.86	37.21	74.00	-36.79	peak	H
1124.950	48.31	-14.86	33.45	54.00	-20.55	AVG	H
3004.800	39.52	-7.53	31.99	54.00	-22.01	AVG	H
3014.250	47.85	-7.37	40.48	68.20	-27.72	peak	H
3830.100	50.26	-4.92	45.34	74.00	-28.66	peak	H
3830.100	46.11	-4.92	41.19	54.00	-12.81	AVG	H
5598.300	45.64	-2.68	42.96	68.20	-25.24	peak	H
5598.300	36.92	-2.68	34.24	54.00	-19.76	AVG	H
6687.850	45.18	-2.01	43.17	68.20	-25.03	peak	H
6742.450	36.23	-2.06	34.17	54.00	-19.83	AVG	H
7800.500	44.84	-1.72	43.12	68.20	-25.08	peak	H
7816.950	35.98	-1.74	34.24	54.00	-19.76	AVG	H

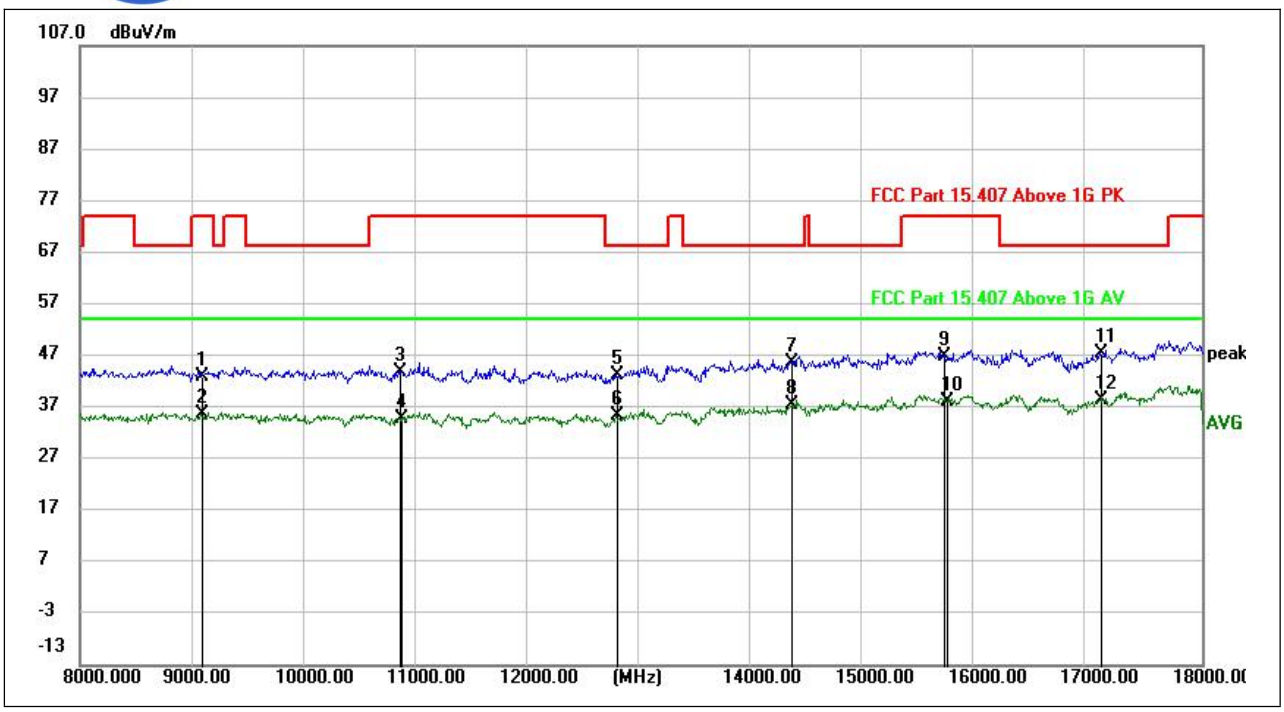

(802.11ax _5795MHz, Antenna Horizontal, 8GHz to 18GHz)

Frequency (MHz)	Reading (dBuV)	Factor (dB/m)	Level (dBuV/m)	Limit (dBuV/m)	Margin (dB)	Det.	Pol
9089.000	41.24	1.58	42.82	74.00	-31.18	peak	H
9089.000	34.15	1.58	35.73	54.00	-18.27	AVG	H
10848.000	41.00	2.96	43.96	74.00	-30.04	peak	H
10863.000	31.89	2.88	34.77	54.00	-19.23	AVG	H
12784.000	38.16	5.17	43.33	68.20	-24.87	peak	H
12784.000	30.24	5.17	35.41	54.00	-18.59	AVG	H
14348.000	36.66	8.98	45.64	68.20	-22.56	peak	H
14348.000	28.50	8.98	37.48	54.00	-16.52	AVG	H
15696.500	35.82	11.02	46.84	74.00	-27.16	peak	H
15727.500	27.53	10.59	38.12	54.00	-15.88	AVG	H
17101.500	35.81	11.57	47.38	68.20	-20.82	peak	H
17101.500	26.78	11.57	38.35	54.00	-15.65	AVG	H

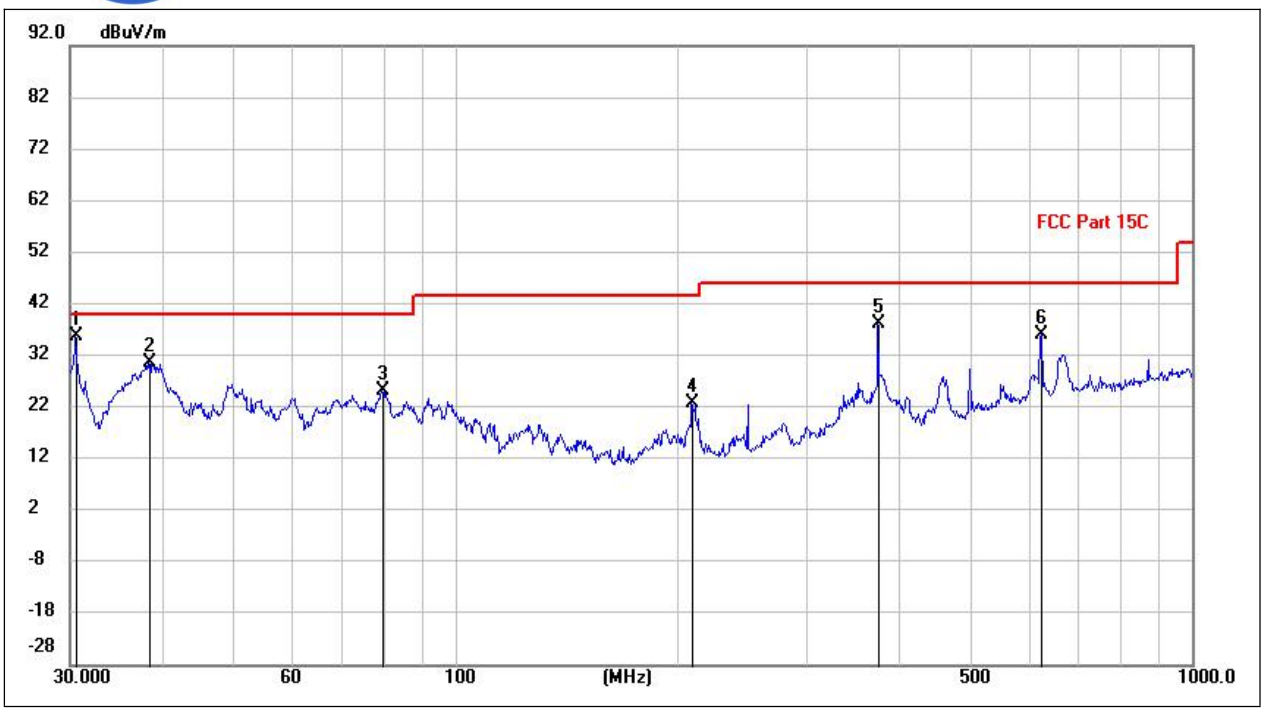

(802.11ax_5795MHz, Antenna Vertical, 30MHz to 1GHz)

Frequency (MHz)	Reading (dBuV)	Factor (dB/m)	Level (dBuV/m)	Limit (dBuV/m)	Margin (dB)	Det.	Pol
30.5949	23.06	12.84	35.90	40.00	-4.10	peak	V
38.3866	16.69	14.06	30.75	40.00	-9.25	peak	V
79.6186	14.41	10.70	25.11	40.00	-14.89	peak	V
209.9746	9.41	13.30	22.71	43.50	-20.79	peak	V
375.0169	19.71	18.39	38.10	46.00	-7.90	peak	V
625.0780	12.10	23.84	35.94	46.00	-10.06	peak	V

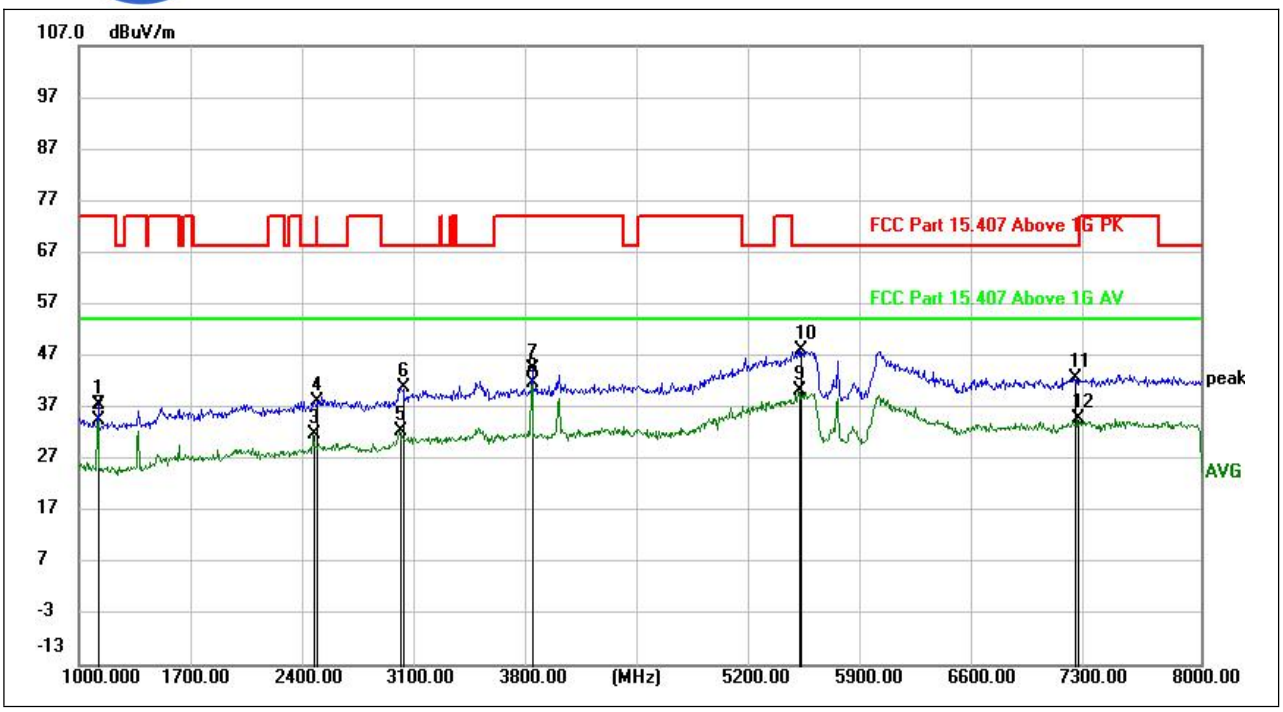

(802.11ax_5795MHz, Antenna Vertical, 1GHz to 8GHz)

Frequency (MHz)	Reading (dBuV)	Factor (dB/m)	Level (dBuV/m)	Limit (dBuV/m)	Margin (dB)	Det.	Pol
1124.950	52.23	-14.86	37.37	74.00	-36.63	peak	V
1124.950	49.23	-14.86	34.37	54.00	-19.63	AVG	V
2468.600	41.19	-9.56	31.63	54.00	-22.37	AVG	V
2479.450	47.63	-9.39	38.24	68.20	-29.96	peak	V
3005.150	37.79	-5.45	32.34	54.00	-21.66	AVG	V
3017.050	46.61	-5.81	40.80	68.20	-27.40	peak	V
3830.100	49.38	-4.92	44.46	74.00	-29.54	peak	V
3830.100	46.58	-4.92	41.66	54.00	-12.34	AVG	V
5498.200	43.23	-2.94	40.29	54.00	-13.71	AVG	V
5503.450	50.86	-2.93	47.93	68.20	-20.27	peak	V
7214.250	44.12	-1.46	42.66	68.20	-25.54	peak	V
7236.300	36.03	-1.37	34.66	54.00	-19.34	AVG	V

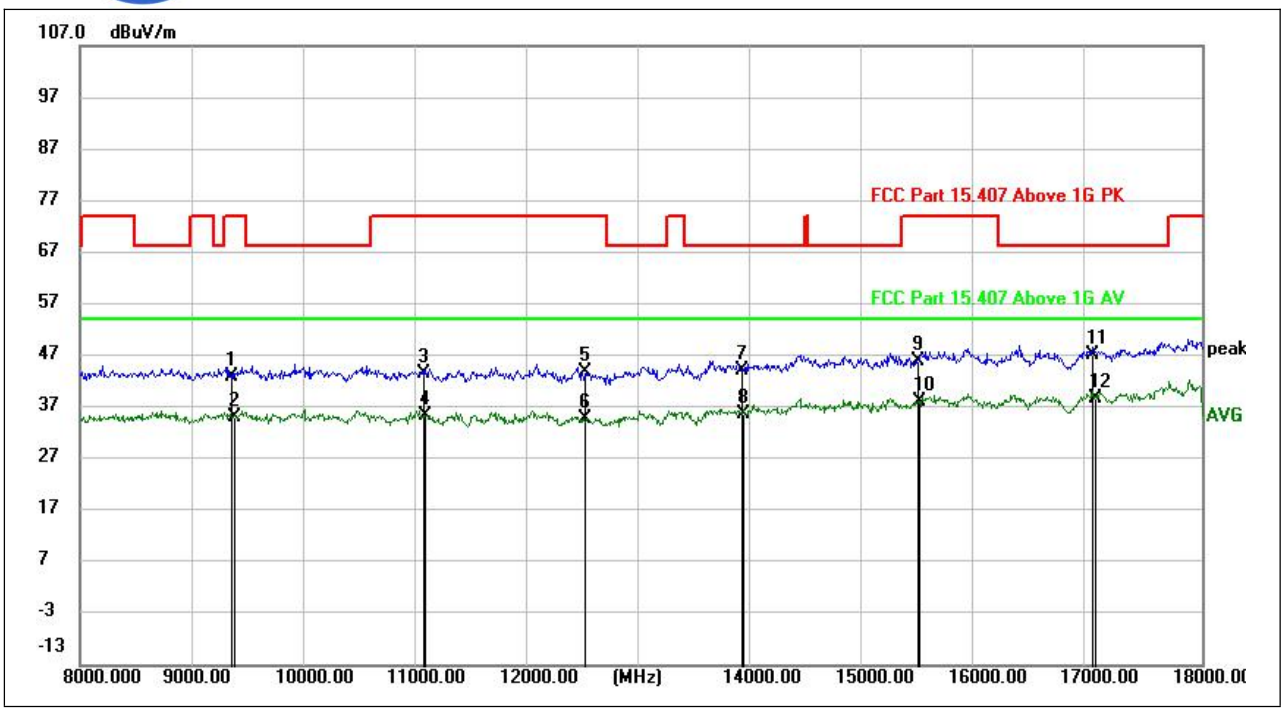

(802.11ax _5795MHz, Antenna Vertical, 8GHz to 18GHz)

Frequency (MHz)	Reading (dBuV)	Factor (dB/m)	Level (dBuV/m)	Limit (dBuV/m)	Margin (dB)	Det.	Pol
9341.500	40.94	2.07	43.01	74.00	-30.99	peak	V
9372.000	33.04	2.06	35.10	54.00	-18.90	AVG	V
11060.000	40.15	3.49	43.64	74.00	-30.36	peak	V
11072.000	31.73	3.56	35.29	54.00	-18.71	AVG	V
12491.500	38.96	4.73	43.69	74.00	-30.31	peak	V
12493.000	30.01	4.73	34.74	54.00	-19.26	AVG	V
13896.000	36.49	7.74	44.23	68.20	-23.97	peak	V
13903.000	28.01	7.76	35.77	54.00	-18.23	AVG	V
15462.500	35.68	10.35	46.03	74.00	-27.97	peak	V
15484.500	27.40	10.56	37.96	54.00	-16.04	AVG	V
17016.500	34.38	12.78	47.16	68.20	-21.04	peak	V
17050.000	26.11	12.50	38.61	54.00	-15.39	AVG	V

802.11ax (HEW80) Test mode

Plot for Channel = 42

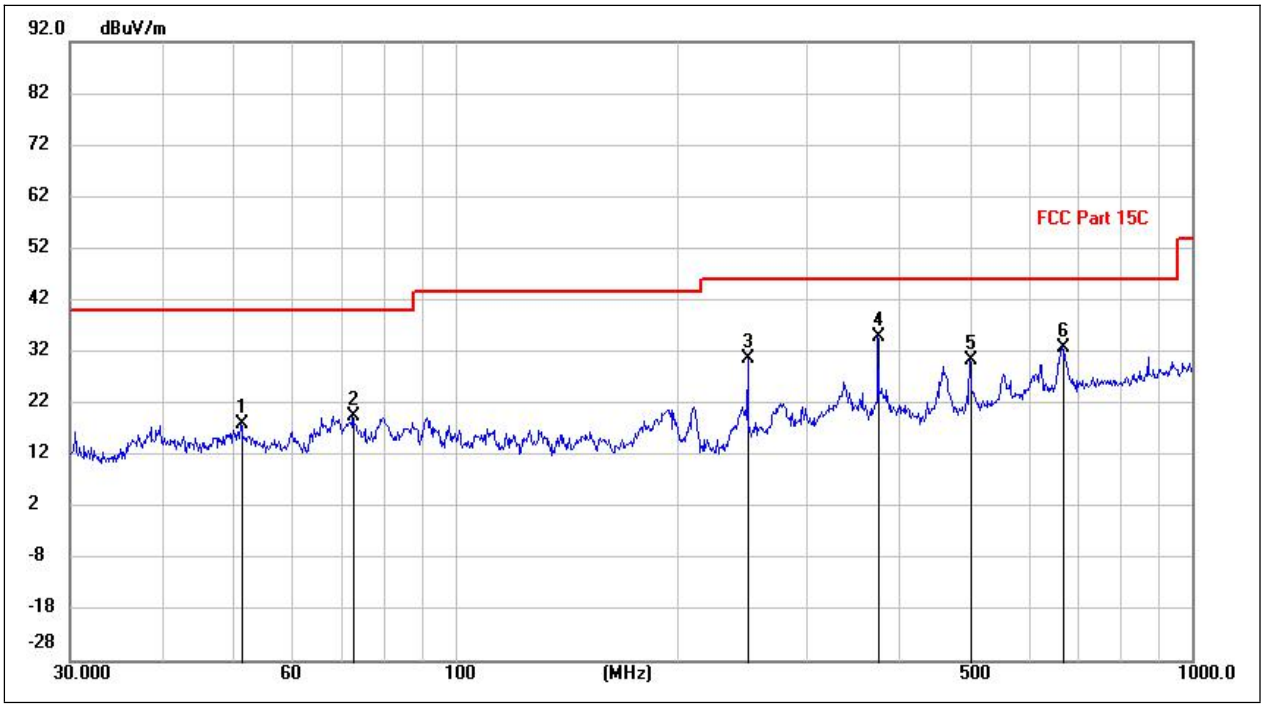

(802.11ax _5210MHz, Antenna Horizontal, 30MHz to 1GHz)

Frequency (MHz)	Reading (dBuV)	Factor (dB/m)	Level (dBuV/m)	Limit (dBuV/m)	Margin (dB)	Det.	Pol
51.1747	2.16	15.82	17.98	40.00	-22.02	peak	H
72.7063	8.98	10.39	19.37	40.00	-20.63	peak	H
249.9942	15.64	14.89	30.53	46.00	-15.47	peak	H
375.0169	16.38	18.39	34.77	46.00	-11.23	peak	H
500.0380	8.20	22.00	30.20	46.00	-15.80	peak	H
667.0888	8.23	24.40	32.63	46.00	-13.37	peak	H

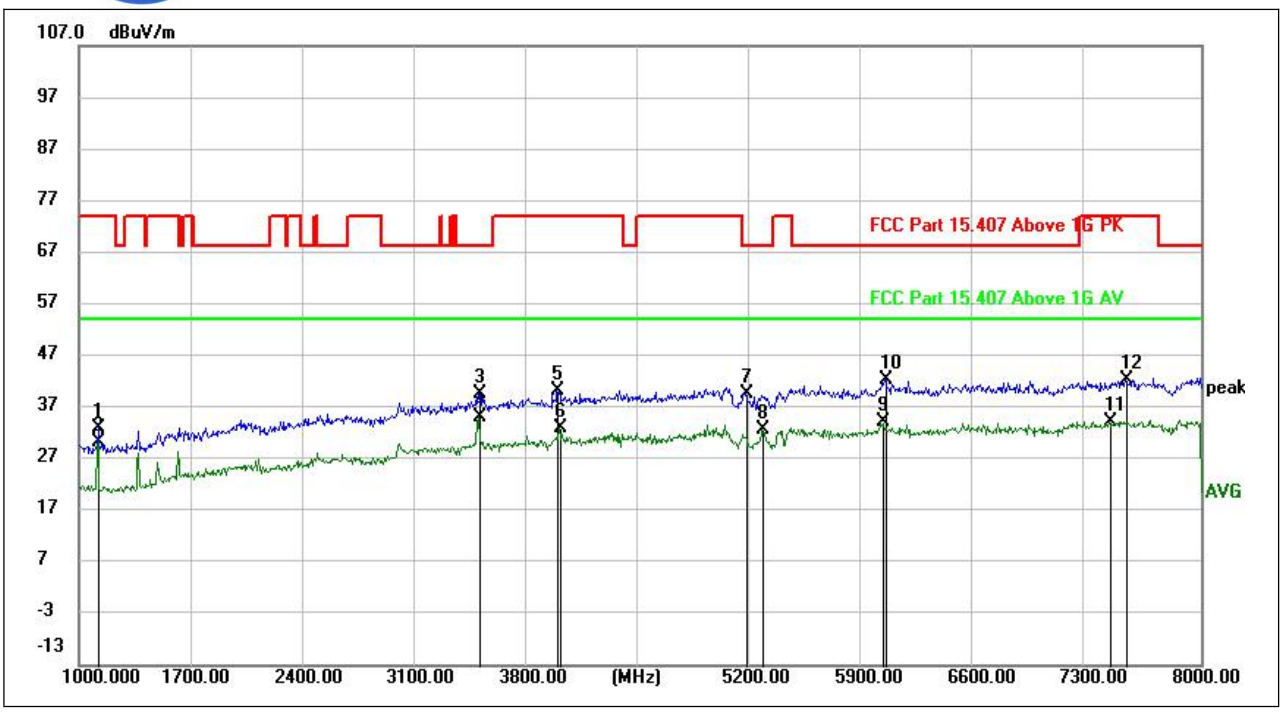

(802.11ax _5210MHz, Antenna Horizontal, 1GHz to 8GHz)

Frequency (MHz)	Reading (dBuV)	Factor (dB/m)	Level (dBuV/m)	Limit (dBuV/m)	Margin (dB)	Det.	Pol
1124.950	50.68	-17.66	33.02	74.00	-40.98	peak	H
1124.950	47.85	-17.66	30.19	54.00	-23.81	AVG	H
3493.400	47.58	-7.89	39.69	68.20	-28.51	peak	H
3493.400	43.07	-7.89	35.18	54.00	-18.82	AVG	H
3989.000	46.70	-6.63	40.07	74.00	-33.93	peak	H
3999.850	39.72	-6.68	33.04	54.00	-20.96	AVG	H
5160.800	42.47	-2.96	39.51	68.20	-28.69	peak	H
5264.050	35.52	-2.97	32.55	54.00	-21.45	AVG	H
6012.350	36.95	-2.76	34.19	54.00	-19.81	AVG	H
6036.150	45.11	-2.89	42.22	68.20	-25.98	peak	H
7430.200	35.10	-0.83	34.27	54.00	-19.73	AVG	H
7536.600	42.27	0.00	42.27	74.00	-31.73	peak	H

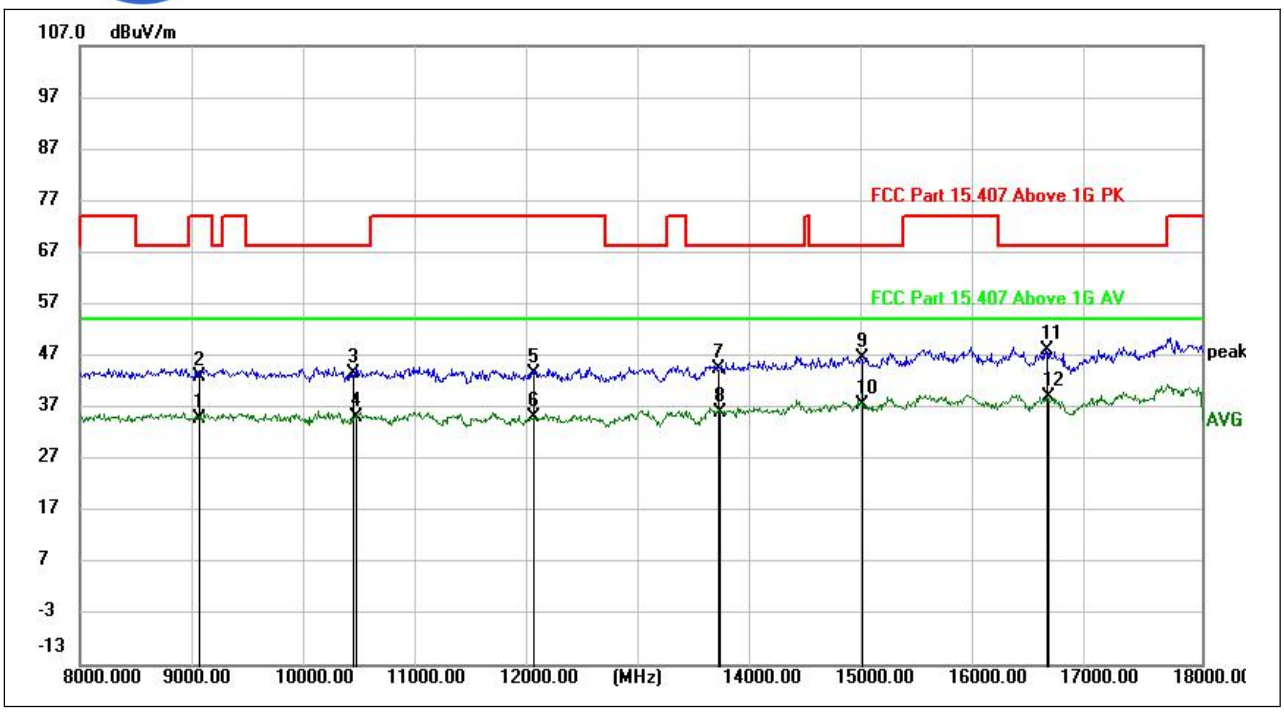

(802.11ax_5210MHz, Antenna Horizontal, 8GHz to 18GHz)

Frequency (MHz)	Reading (dBuV)	Factor (dB/m)	Level (dBuV/m)	Limit (dBuV/m)	Margin (dB)	Det.	Pol
9056.000	33.12	1.54	34.66	54.00	-19.34	AVG	H
9069.500	41.45	1.53	42.98	74.00	-31.02	peak	H
10431.000	40.92	2.70	43.62	68.20	-24.58	peak	H
10461.000	32.04	2.96	35.00	54.00	-19.00	AVG	H
12045.000	39.01	4.53	43.54	74.00	-30.46	peak	H
12045.000	30.49	4.53	35.02	54.00	-18.98	AVG	H
13685.000	37.22	7.25	44.47	68.20	-23.73	peak	H
13707.500	28.87	7.25	36.12	54.00	-17.88	AVG	H
14967.500	36.82	9.81	46.63	68.20	-21.57	peak	H
14974.500	27.69	9.89	37.58	54.00	-16.42	AVG	H
16614.000	36.72	11.38	48.10	68.20	-20.10	peak	H
16636.500	27.47	11.44	38.91	54.00	-15.09	AVG	H

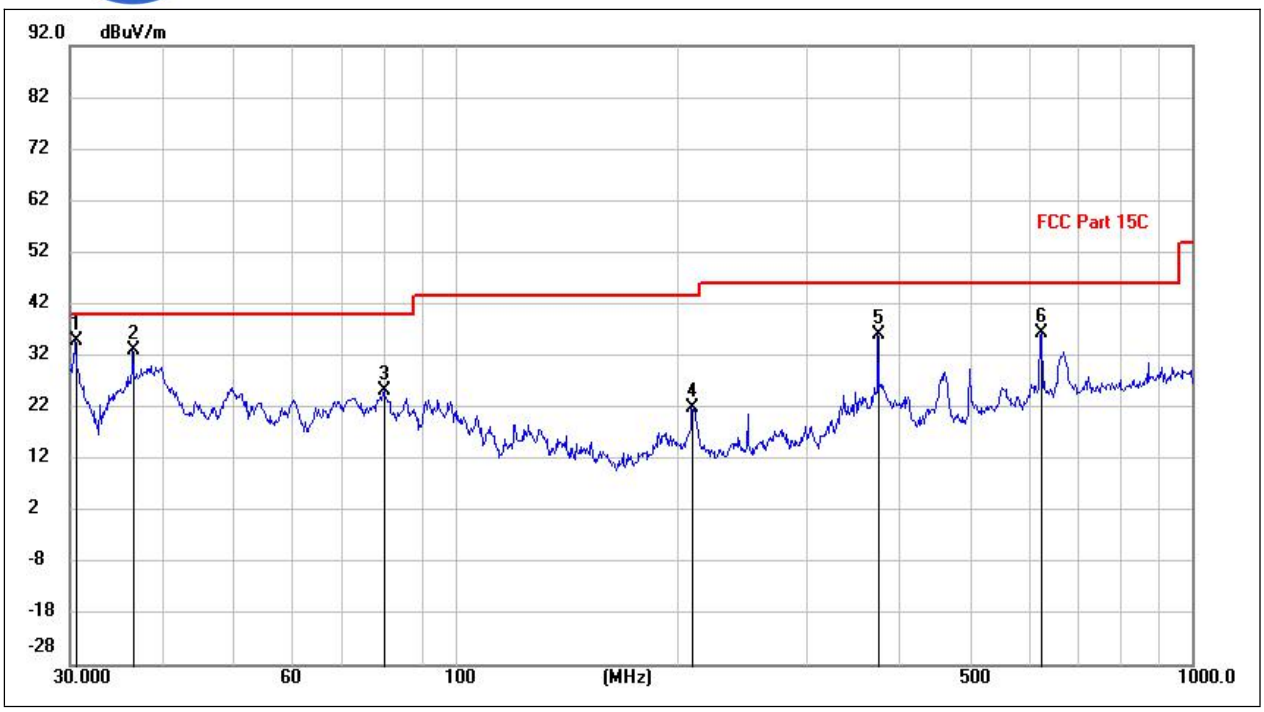

(802.11ax_5210MHz, Antenna Vertical, 30MHz to 1GHz)

Frequency (MHz)	Reading (dBuV)	Factor (dB/m)	Level (dBuV/m)	Limit (dBuV/m)	Margin (dB)	Det.	Pol
30.6003	21.98	12.83	34.81	40.00	-5.19	peak	V
36.5605	19.73	13.35	33.08	40.00	-6.92	peak	V
80.2633	14.46	10.85	25.31	40.00	-14.69	peak	V
209.8273	8.52	13.30	21.82	43.50	-21.68	peak	V
375.0169	17.78	18.39	36.17	46.00	-9.83	peak	V
625.0780	12.50	23.84	36.34	46.00	-9.66	peak	V

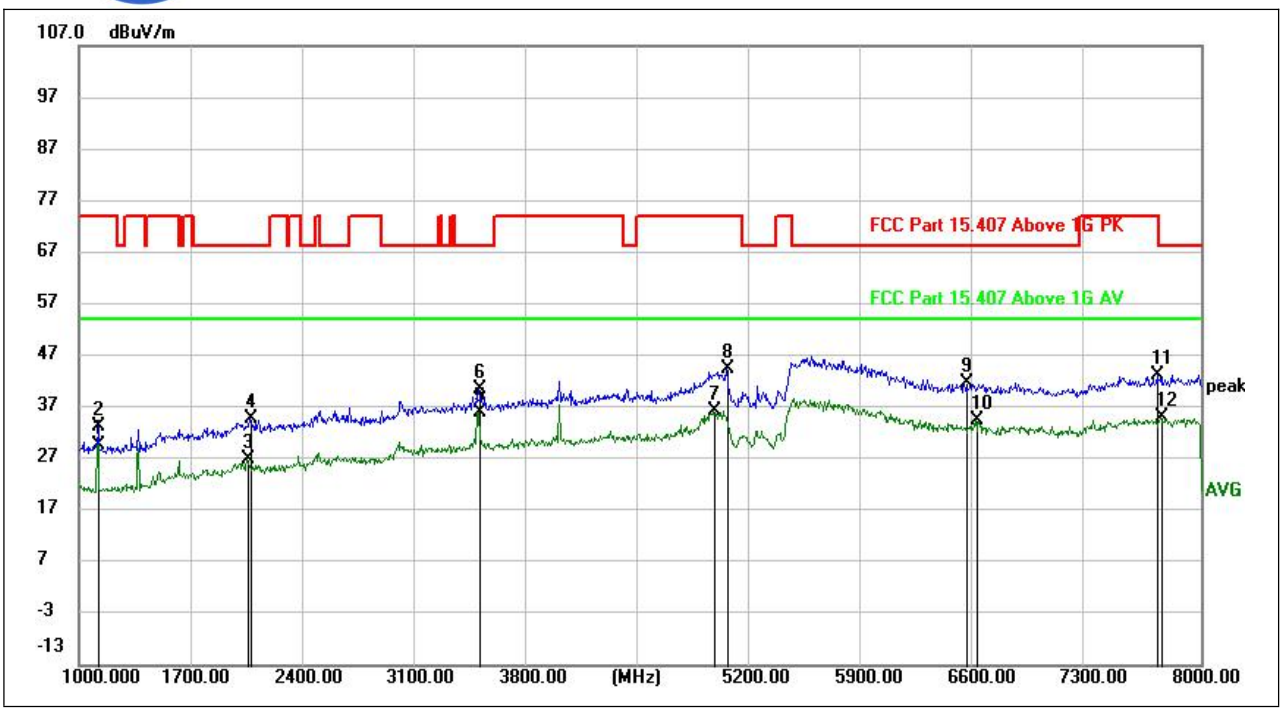

(802.11ax_5210MHz, Antenna Vertical, 1GHz to 8GHz)

Frequency (MHz)	Reading (dBuV)	Factor (dB/m)	Level (dBuV/m)	Limit (dBuV/m)	Margin (dB)	Det.	Pol
1124.600	47.19	-17.66	29.53	54.00	-24.47	AVG	V
1124.950	50.82	-17.66	33.16	74.00	-40.84	peak	V
2053.500	38.95	-12.04	26.91	54.00	-27.09	AVG	V
2072.050	46.32	-11.55	34.77	68.20	-33.43	peak	V
3493.050	41.28	-5.38	35.90	54.00	-18.10	AVG	V
3493.400	46.01	-5.37	40.64	68.20	-27.56	peak	V
4967.250	39.07	-2.68	36.39	54.00	-17.61	AVG	V
5041.800	47.11	-2.72	44.39	74.00	-29.61	peak	V
6533.150	6.14	35.47	41.61	68.20	-26.59	peak	V
6604.200	-1.06	35.41	34.35	54.00	-19.65	AVG	V
7733.650	6.84	36.29	43.13	74.00	-30.87	peak	V
7753.950	-1.26	36.30	35.04	54.00	-18.96	AVG	V

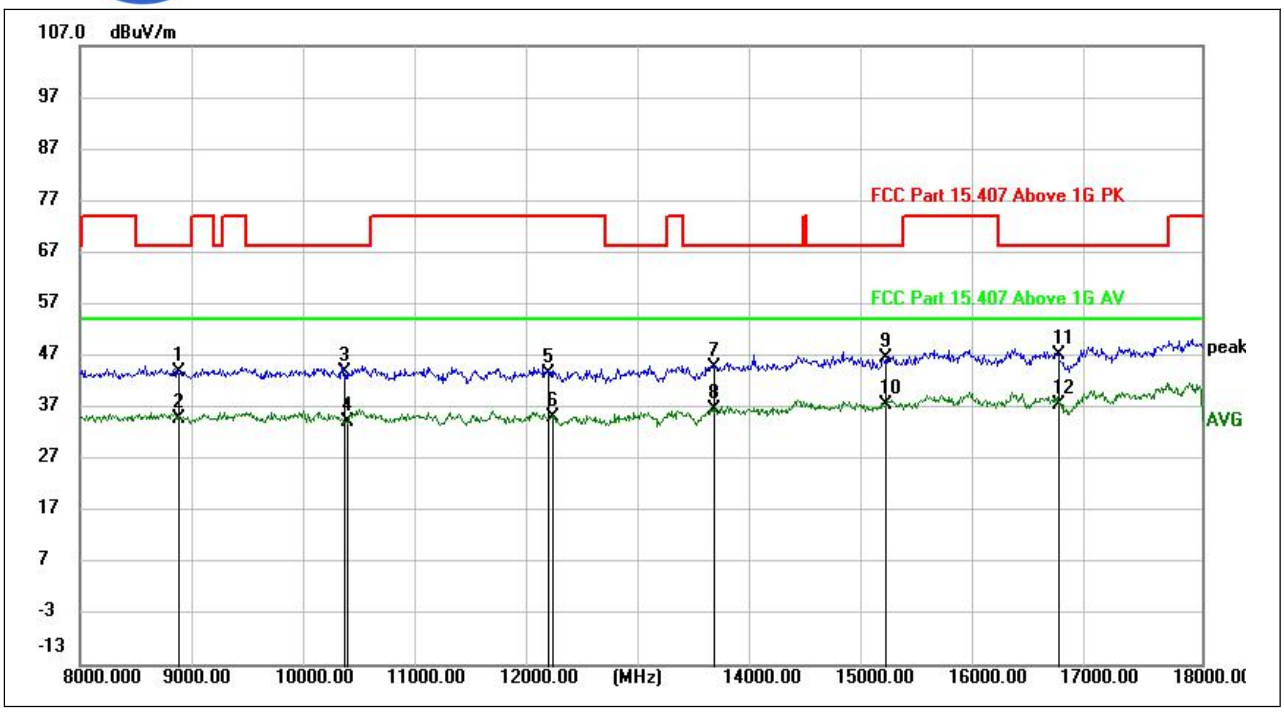

(802.11ax _5210MHz, Antenna Vertical, 8GHz to 18GHz)

Frequency (MHz)	Reading (dBuV)	Factor (dB/m)	Level (dBuV/m)	Limit (dBuV/m)	Margin (dB)	Det.	Pol
8877.500	42.06	1.68	43.74	68.20	-24.46	peak	V
8877.500	33.24	1.68	34.92	54.00	-19.08	AVG	V
10357.000	41.39	2.44	43.83	68.20	-24.37	peak	V
10381.500	31.96	2.33	34.29	54.00	-19.71	AVG	V
12161.000	39.04	4.53	43.57	74.00	-30.43	peak	V
12209.000	30.96	4.19	35.15	54.00	-18.85	AVG	V
13650.500	37.60	7.21	44.81	68.20	-23.39	peak	V
13650.500	29.25	7.21	36.46	54.00	-17.54	AVG	V
15174.000	36.64	9.84	46.48	68.20	-21.72	peak	V
15174.000	27.70	9.84	37.54	54.00	-16.46	AVG	V
16730.000	35.40	11.70	47.10	68.20	-21.10	peak	V
16730.000	25.88	11.70	37.58	54.00	-16.42	AVG	V

Plots for Channel = 155

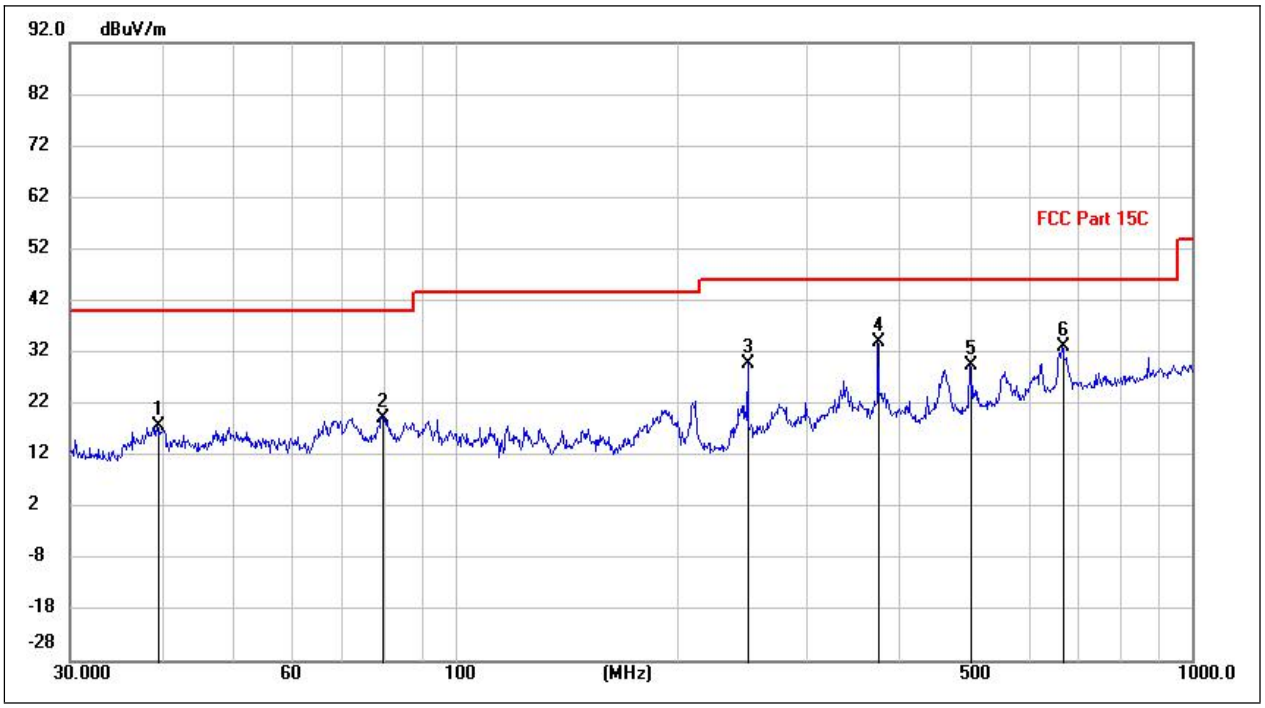

(802.11ax _5775MHz, Antenna Horizontal, 30MHz to 1GHz)

Frequency (MHz)	Reading (dBuV)	Factor (dB/m)	Level (dBuV/m)	Limit (dBuV/m)	Margin (dB)	Det.	Pol
39.4856	2.74	14.92	17.66	40.00	-22.34	peak	H
79.6884	8.54	10.75	19.29	40.00	-20.71	peak	H
249.9942	14.98	14.89	29.87	46.00	-16.13	peak	H
375.0169	15.62	18.39	34.01	46.00	-11.99	peak	H
500.0380	7.57	22.00	29.57	46.00	-16.43	peak	H
666.1538	8.71	24.35	33.06	46.00	-12.94	peak	H

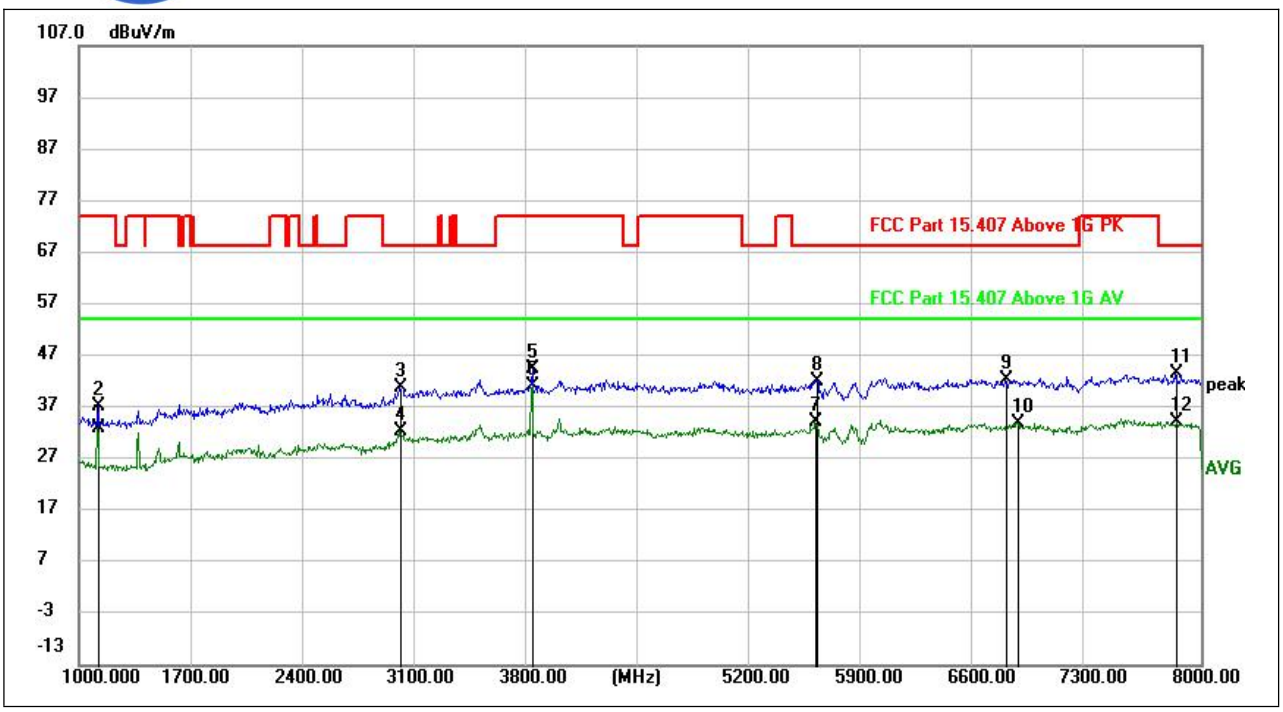

(802.11ax_5775MHz, Antenna Horizontal, 1GHz to 8GHz)

Frequency (MHz)	Reading (dBuV)	Factor (dB/m)	Level (dBuV/m)	Limit (dBuV/m)	Margin (dB)	Det.	Pol
1124.950	47.98	-14.86	33.12	54.00	-20.88	AVG	H
1125.300	52.13	-14.87	37.26	74.00	-36.74	peak	H
3004.450	48.32	-7.53	40.79	68.20	-27.41	peak	H
3004.450	39.77	-7.53	32.24	54.00	-21.76	AVG	H
3830.100	49.29	-4.92	44.37	74.00	-29.63	peak	H
3830.100	46.06	-4.92	41.14	54.00	-12.86	AVG	H
5595.500	36.98	-2.67	34.31	54.00	-19.69	AVG	H
5604.250	44.83	-2.70	42.13	68.20	-26.07	peak	H
6788.300	44.30	-1.92	42.38	68.20	-25.82	peak	H
6853.750	35.82	-1.97	33.85	54.00	-20.15	AVG	H
7846.700	45.16	-1.69	43.47	68.20	-24.73	peak	H
7850.550	35.93	-1.66	34.27	54.00	-19.73	AVG	H

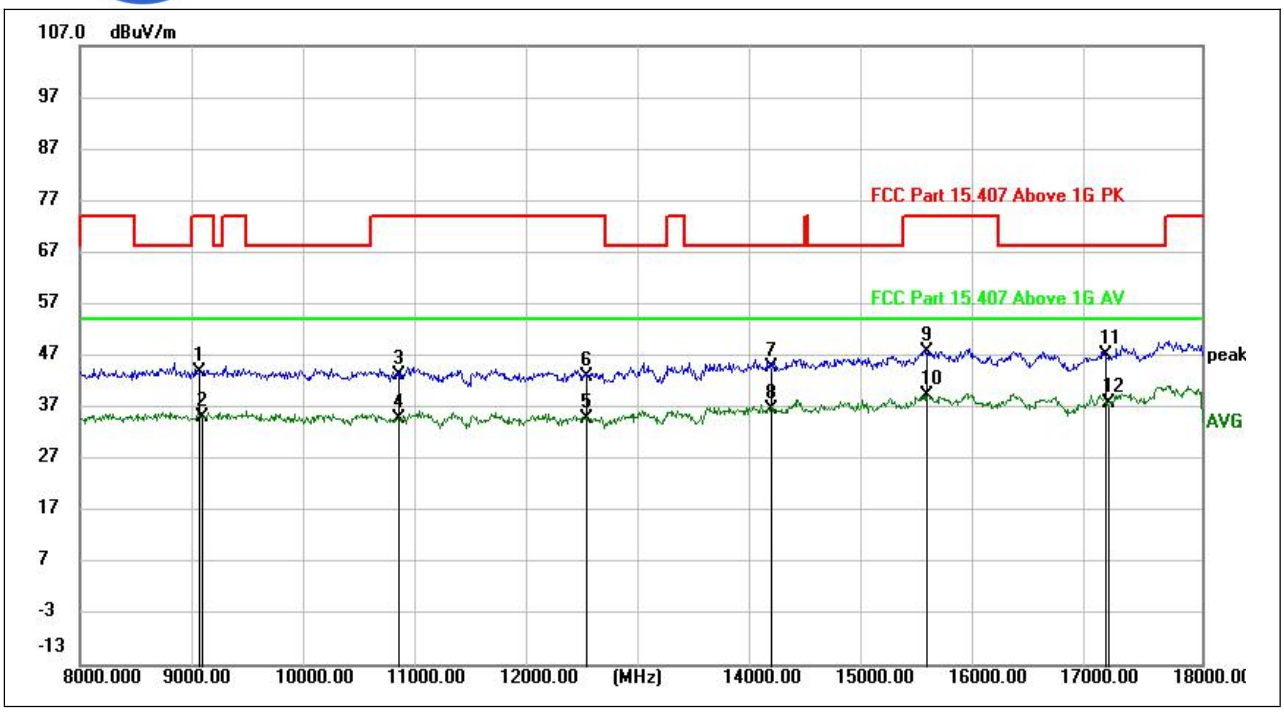

(802.11ax _5775MHz, Antenna Horizontal, 8GHz to 18GHz)

Frequency (MHz)	Reading (dBuV)	Factor (dB/m)	Level (dBuV/m)	Limit (dBuV/m)	Margin (dB)	Det.	Pol
9070.000	42.21	1.53	43.74	74.00	-30.26	peak	H
9090.000	33.58	1.59	35.17	54.00	-18.83	AVG	H
10839.500	40.38	3.00	43.38	74.00	-30.62	peak	H
10839.500	31.86	3.00	34.86	54.00	-19.14	AVG	H
12515.000	29.57	5.11	34.68	54.00	-19.32	AVG	H
12518.500	37.96	5.07	43.03	74.00	-30.97	peak	H
14154.500	36.34	8.28	44.62	68.20	-23.58	peak	H
14154.500	28.38	8.28	36.66	54.00	-17.34	AVG	H
15540.500	36.57	11.20	47.77	74.00	-26.23	peak	H
15540.500	28.11	11.20	39.31	54.00	-14.69	AVG	H
17145.000	34.80	12.31	47.11	68.20	-21.09	peak	H
17169.000	25.41	12.53	37.94	54.00	-16.06	AVG	H

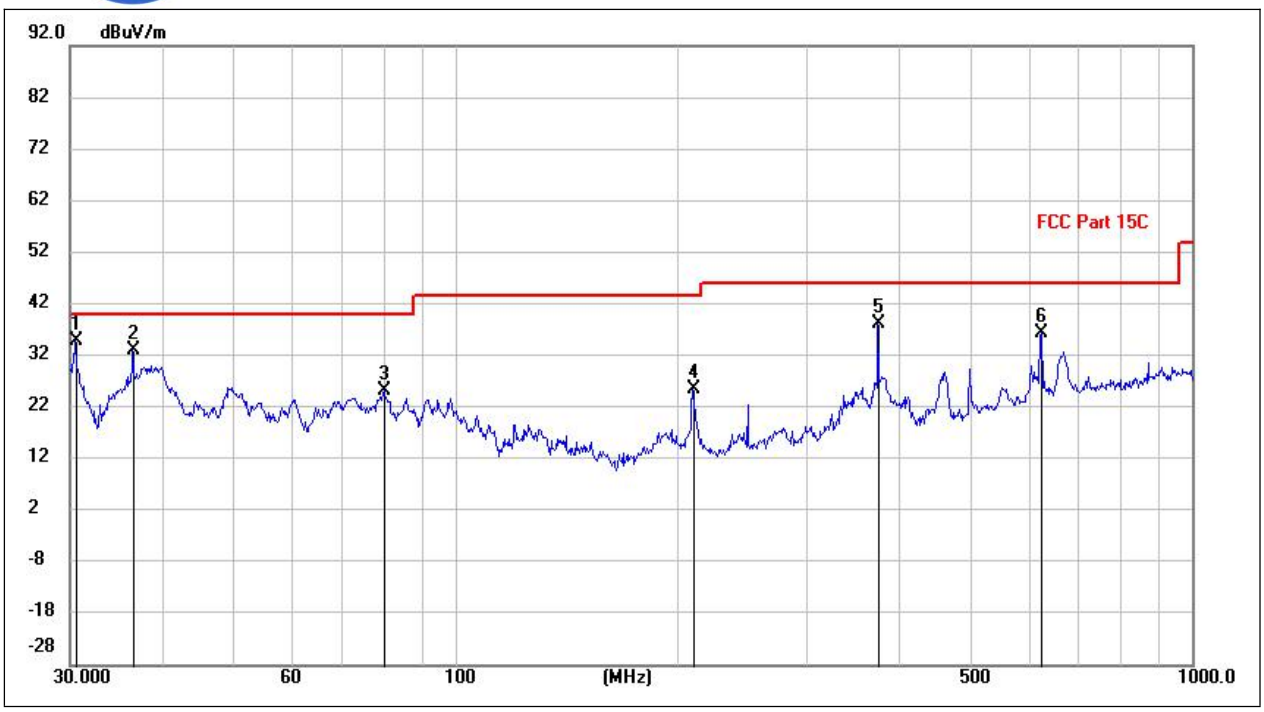

(802.11ax_5775MHz, Antenna Vertical, 30MHz to 1GHz)

Frequency (MHz)	Reading (dBuV)	Factor (dB/m)	Level (dBuV/m)	Limit (dBuV/m)	Margin (dB)	Det.	Pol
30.6003	21.98	12.83	34.81	40.00	-5.19	peak	V
36.5605	19.73	13.35	33.08	40.00	-6.92	peak	V
80.2633	14.46	10.85	25.31	40.00	-14.69	peak	V
210.0850	12.20	13.30	25.50	43.50	-18.00	peak	V
375.0169	19.92	18.39	38.31	46.00	-7.69	peak	V
625.0780	12.50	23.84	36.34	46.00	-9.66	peak	V

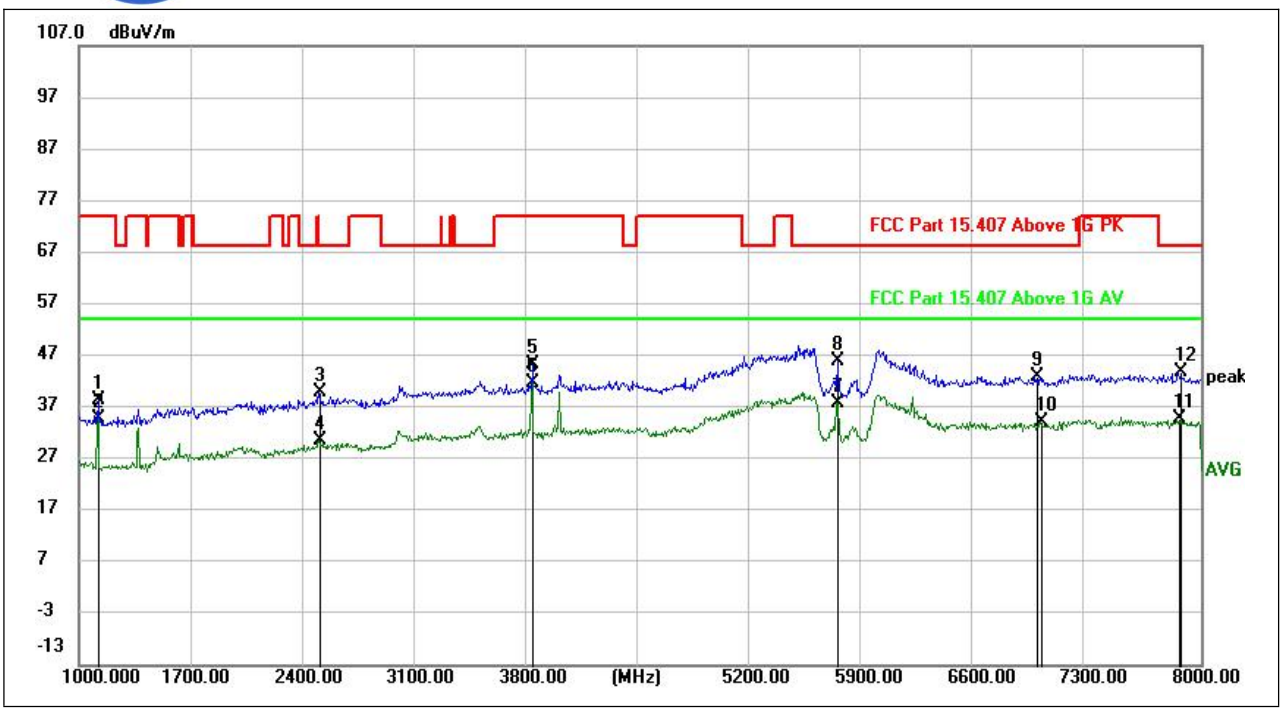

(802.11ax_5775MHz, Antenna Vertical, 1GHz to 8GHz)

Frequency (MHz)	Reading (dBuV)	Factor (dB/m)	Level (dBuV/m)	Limit (dBuV/m)	Margin (dB)	Det.	Pol
1124.950	53.37	-14.86	38.51	74.00	-35.49	peak	V
1124.950	49.62	-14.86	34.76	54.00	-19.24	AVG	V
2500.100	48.12	-8.18	39.94	68.20	-28.26	peak	V
2500.100	38.84	-8.18	30.66	54.00	-23.34	AVG	V
3830.100	50.21	-4.92	45.29	74.00	-28.71	peak	V
3830.100	46.73	-4.92	41.81	54.00	-12.19	AVG	V
5737.600	40.74	-2.82	37.92	54.00	-16.08	AVG	V
5738.300	48.84	-2.82	46.02	68.20	-22.18	peak	V
6972.400	44.60	-1.52	43.08	68.20	-25.12	peak	V
7004.600	35.59	-1.49	34.10	54.00	-19.90	AVG	V
7862.450	36.30	-1.51	34.79	54.00	-19.21	AVG	V
7868.750	45.17	-1.46	43.71	68.20	-24.49	peak	V

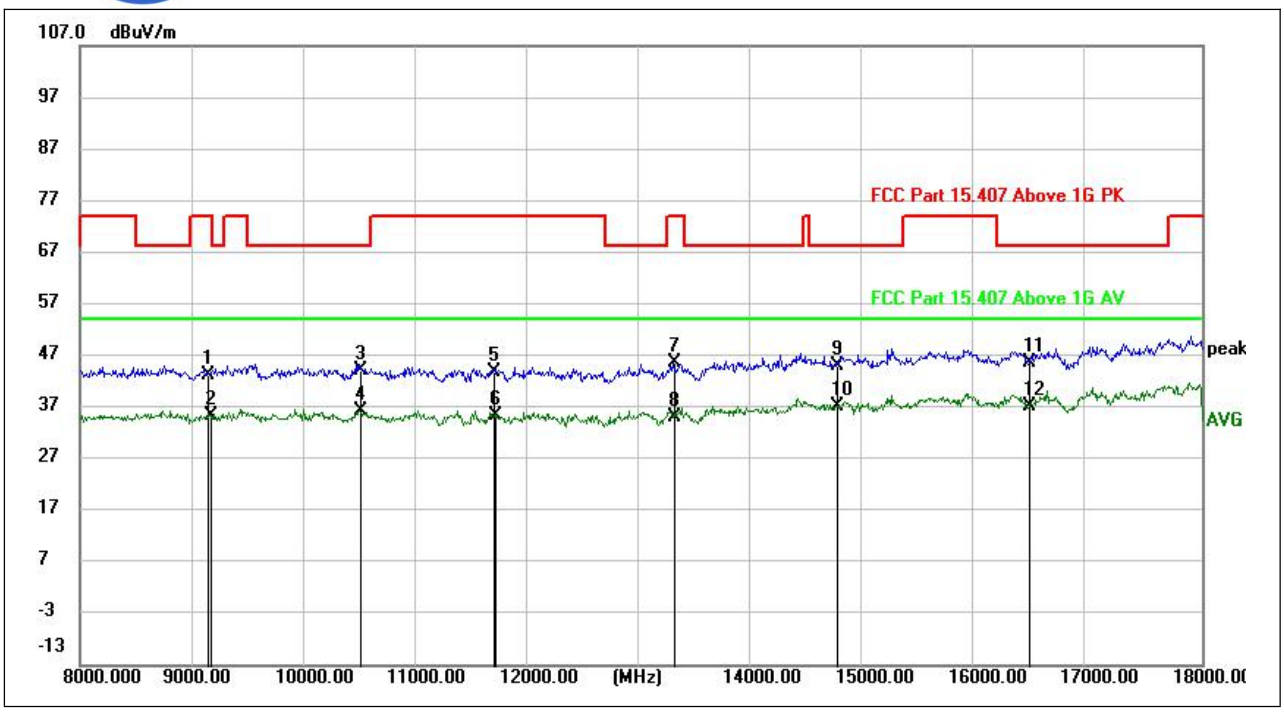

(802.11ax _5775MHz, Antenna Vertical, 8GHz to 18GHz)

Frequency (MHz)	Reading (dBuV)	Factor (dB/m)	Level (dBuV/m)	Limit (dBuV/m)	Margin (dB)	Det.	Pol
9130.500	41.54	1.79	43.33	74.00	-30.67	peak	V
9164.500	33.50	1.84	35.34	54.00	-18.66	AVG	V
10491.000	40.15	3.86	44.01	68.20	-24.19	peak	V
10499.500	32.30	3.98	36.28	54.00	-17.72	AVG	V
11687.500	40.05	3.87	43.92	74.00	-30.08	peak	V
11696.000	31.52	3.94	35.46	54.00	-18.54	AVG	V
13299.500	39.74	5.86	45.60	74.00	-28.40	peak	V
13299.500	29.28	5.86	35.14	54.00	-18.86	AVG	V
14750.000	36.17	8.88	45.05	68.20	-23.15	peak	V
14750.000	28.25	8.88	37.13	54.00	-16.87	AVG	V
16465.500	34.72	10.95	45.67	68.20	-22.53	peak	V
16465.500	26.36	10.95	37.31	54.00	-16.69	AVG	V

Annex A Test Uncertainty

Where relevant, the following measurement uncertainty levels have been estimated for test performed on the EUT as specified in CISPR 16-1-2:

Test items	Uncertainty
Peak Output Power	±2.22dB
Power spectral density (PSD)	±2.22dB
Bandwidth	±5%
Restricted Frequency Bands	±5%
Radiated Emission	±3.1dB
Conducted Emission	±1.8dB

This uncertainty represent an expanded uncertainty expressed at approximately the 95% confidence level using a coverage faxtor of k=2

Annex B Testing Laboratory Information

1. Identification of the Responsible Testing Laboratory

Laboratory Name:	Kehu-Morlab Test Laboratory
Laboratory Address:	Unit 101, No.1732 Gangzhong Road, Xiamen Area, Pilot Free Trade Zone (Fujian), P.R. China
Telephone:	+86-592-5612050
Faxsimile:	+86-592-5612095

2. Identification of the Responsible Testing Location

Name:	Kehu-Morlab Test Laboratory
Address:	Unit 101, No.1732 Gangzhong Road, Xiamen Area, Pilot Free Trade Zone (Fujian), P.R. China

3. Faxilities and Axcreditations

All measurement faxilities used to collect the measurement data are located at Unit 101, No.1732 Gangzhong Road, Xiamen Area, Pilot Free Trade Zone (Fujian), P.R. China.

The test site is constructed in conformance with the requirements of ANSI C63.10-2013 and CISPR Publication 22; the FCC designation number is CN1249.

4. Test Equipments Utilized

4.1 Conducted Test Equipments

No.	Equipment Name	Serial No.	Model No.	Manufaxturer	Cal.Due Date
1	MXA Signal Analyzer	MY57150136	N9030A	KeysigHEW	2021.03.06
2	RF cable (30MHz-26.5GHz)	RF01	N/A	Morlab	2021.03.06
3	Coaxial cable	RF02	N/A	Morlab	2021.03.06
4	SMA connector	RF03	N/A	Xingbo	2021.03.06
5	Power Probe	MY5434002	U2021XA	Agilent	2020.06.18

4.2 Conducted Emission Test Equipments

No.	Equipment Name	Serial No.	Model No.	Manufaxturer	Cal.Due Date
1	EMI Receiver	102174	ESR3	ESR3	2021.03.15
2	LISN	101338	ENV432	ENV432	2021.03.09
3	Pulse Limiter (10dB)	317	VTSD 9561 F	VTSD 9561 F	2021.03.13

4	Coaxial cable(BNC) (30MHz-3GHz)	EMC01	N/A	Morlab	2021.03.13

4.4 List of Software Used

No.	Model	Version Number	Producer	Test Item
1	EMC32	V10.00.00	Rode&Schwarz	RE
2	EMC32	V10.20.01	Rode&Schwarz	CE

4.5 Radiated Test Equipments

No.	Equipment Name	Serial No.	Model No.	Manufaxturer	Cal.Due Date
1	Anechoic Chamber	N/A	9m*6m*6m	ETS-Lindgren	2022.07.20
2	Signal Analyzer	101294	FSV40	R&S	2021.06.04
3	Axtive Ring Antenna	FMZB 1513 #269	FMZB 1513	Schwarzbeck	2021.03.11
4	Linear Log Periodic Broad Band Antenna	949	VULB 9163	Schwarzbeck	2021.09.24
5	Ultra-Wideband Horn Antenna	102615	HF907	R&S	2022.01.18
6	Steatite Antennas	17868	QSH-SL-18 -26-S-20	Seibersdorf	2021.03.23
7	Ultra-Wideband Horn Antenna	17989	QSH-26-40	Schwarzbeck	2021.03.11
8	RF Switch and Control Platform	N/A	RSC	CDSI	N/A
9	Coaxial cable (N male) (9kHz -3GHz)	EMC02	N/A	Morlab	2021.03.23
10	Coaxial cable (N male) (9kHz -3GHz)	EMC03	N/A	Morlab	2021.03.23
11	Coaxial cable (N male) (1GHz-26.5GHz)	EMC04	N/A	Morlab	2021.03.23
12	Coaxial cable (N male) (1GHz-26.5GHz)	EMC05	N/A	Morlab	2021.03.23

13	Pre-amplifier (1GHz-18GHz)	8810011	PAP-1G18	CDSI	2021.03.23
14	Pre-amplifier (18GHz-40GHz)	17021-17024	PAP-1840	CDSI	2021.03.23
15	Band stop Filter	EMC23	BJF5150/5350-50	CDSI	2021.03.23
16	Band stop Filter	EMC25	BJF5725/5850-50	CDSI	2021.03.23
17	High Pass Filter	EMC26	HFP-8.0/18G-60	CDSI	2021.03.23

END OF REPORT