HORIZONTA

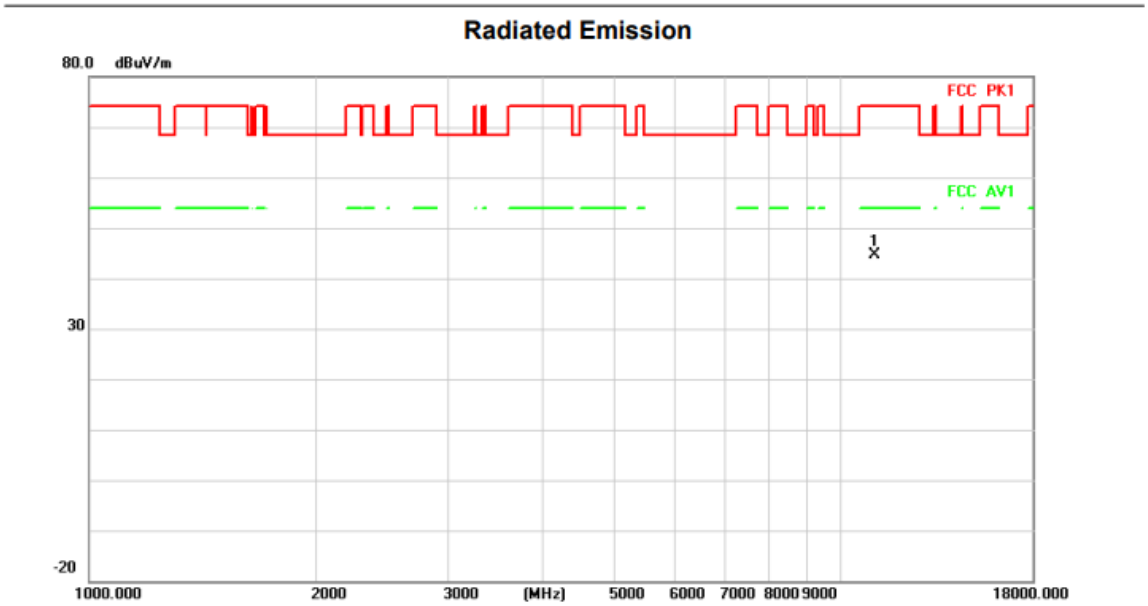

No.	Mk.	Freq.	Reading Level	Correct Factor	Measure-ment	Limit	Over		Antenna Height	Table Degree	
		MHz	dBuV	dB/m	dBuV/m	dBuV/m	dB	Detector	cm	degree	Comment
1	*	11060.000	34.45	10.07	44.52	74.00	-29.48	peak			

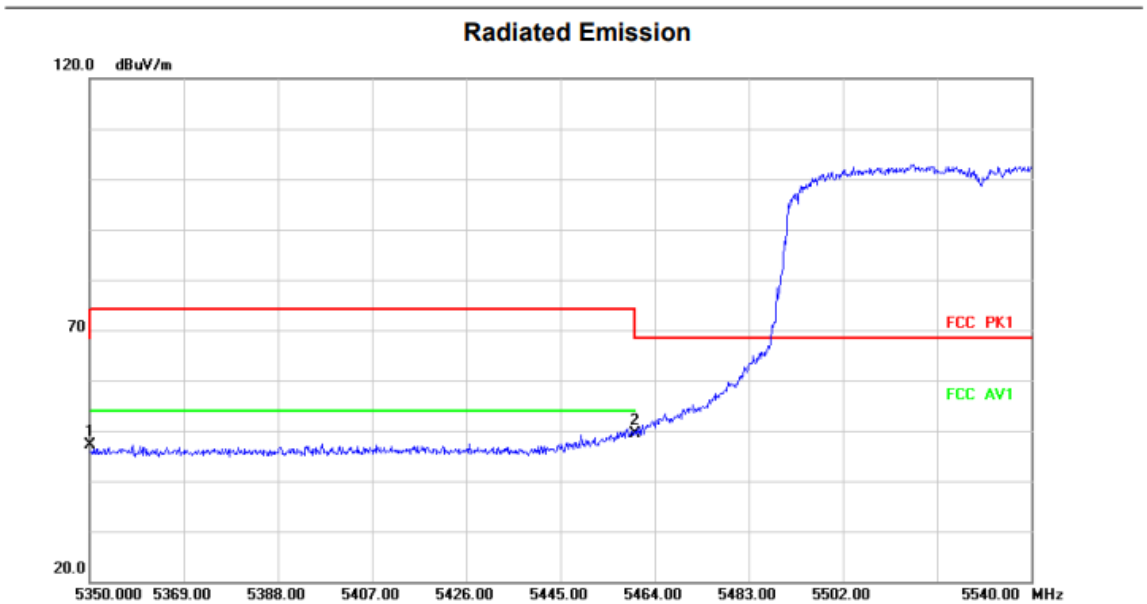

No.	Mk.	Freq.	Reading Level	Correct Factor	Measure-ment	Limit	Over		Antenna Height	Table Degree	
		MHz	dBuV	dB/m	dBuV/m	dBuV/m	dB	Detector	cm	degree	Comment
1		5350.000	37.90	9.30	47.20	68.20	-21.00	peak			
2	*	5460.000	40.18	9.31	49.49	68.20	-18.71	peak			

Above 1G (1GHz~18GHz)	Test mode: 11AX80MIMO	Test Channel:122

VERTICAL

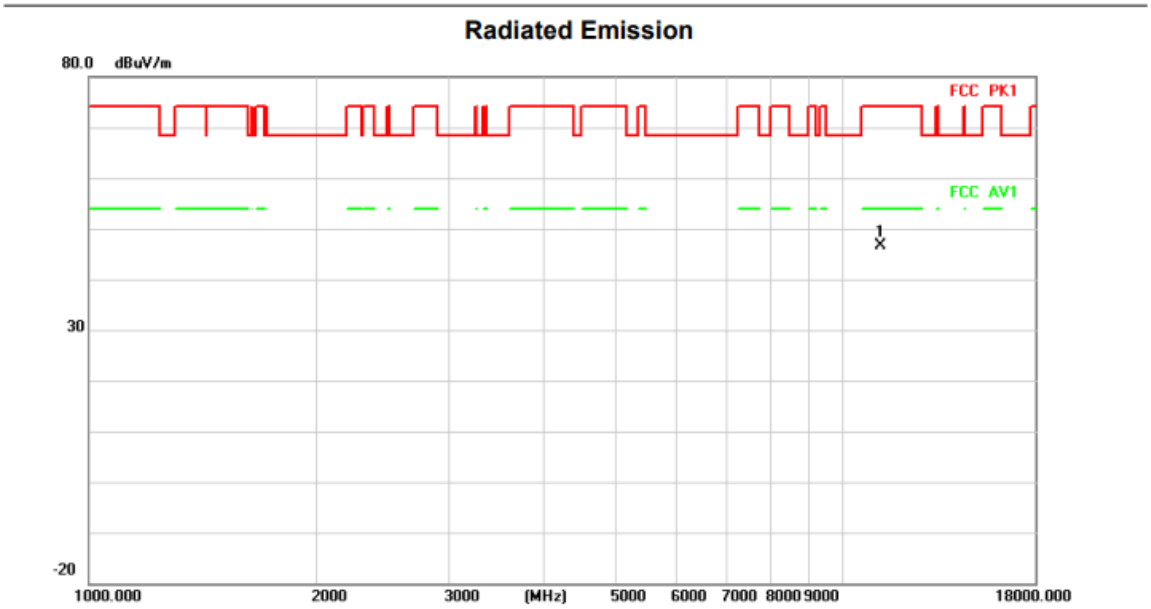

No.	Mk.	Freq.	Reading Level	Correct Factor	Measure-ment	Limit	Over		Antenna Height	Table Degree	
		MHz	dBuV	dB/m	dBuV/m	dBuV/m	dB	Detector	cm	degree	Comment
1	*	11220.000	36.86	9.77	46.63	74.00	-27.37	peak			

HORIZONTA

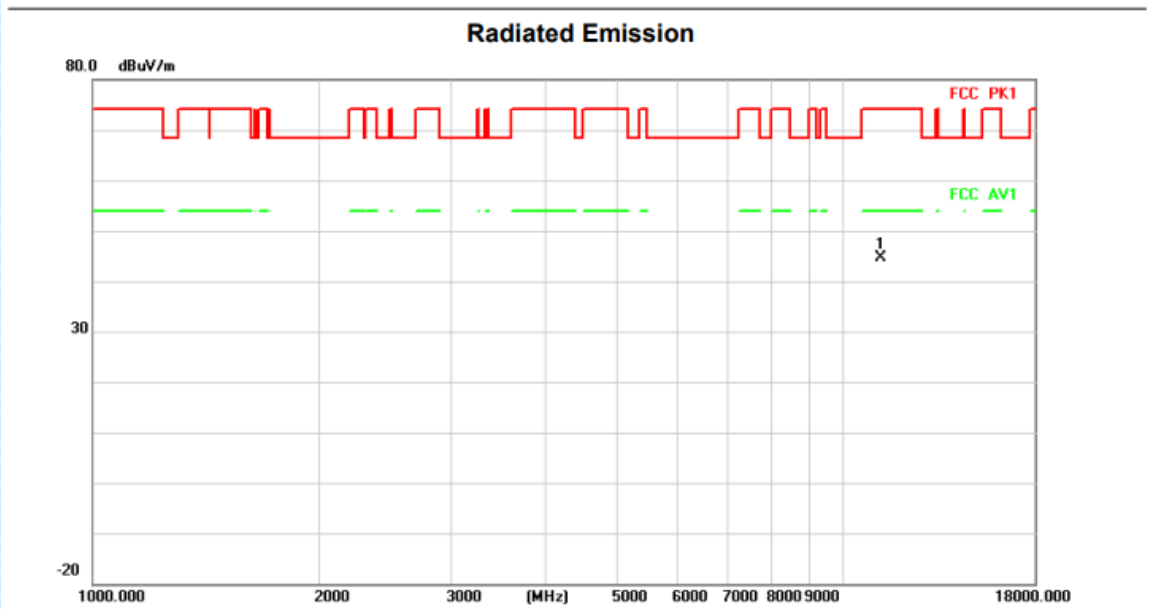

No.	Mk.	Freq.	Reading Level	Correct Factor	Measure-ment	Limit	Over		Antenna Height	Table Degree	
		MHz	dBuV	dB/m	dBuV/m	dBuV/m	dB	Detector	cm	degree	Comment
1	*	11220.000	34.85	9.77	44.62	74.00	-29.38	peak			

Above 1G (1GHz~18GHz)	Test mode: 11AX80MIMO	Test Channel:155

VERTICAL

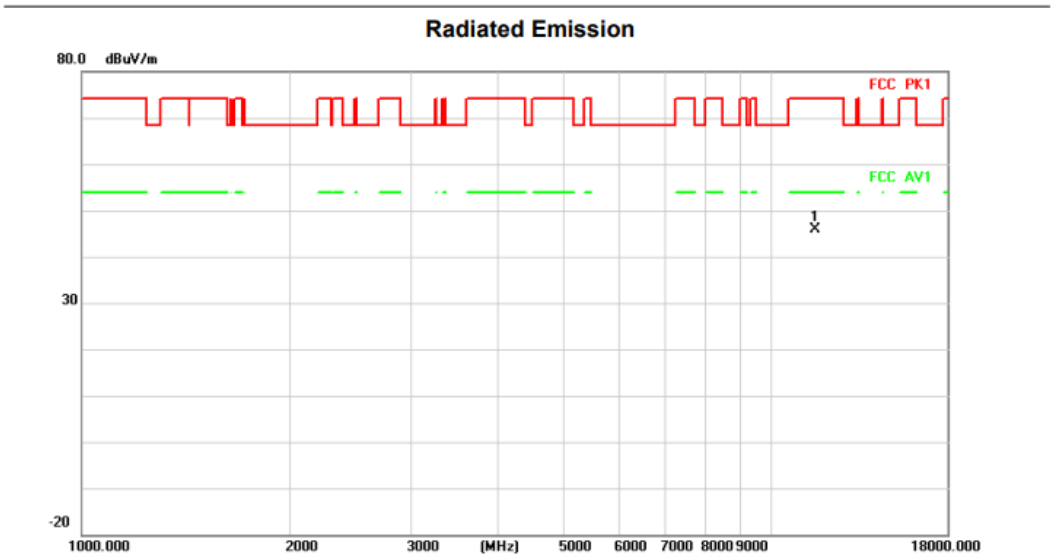

No.	Mk.	Freq.	Reading Level	Correct Factor	Measure-ment	Limit	Over		Antenna Height	Table Degree	
		MHz	dBuV	dB/m	dBuV/m	dBuV/m	dB	Detector	cm	degree	Comment
1	*	11550.000	35.93	9.87	45.80	74.00	-28.20	peak			

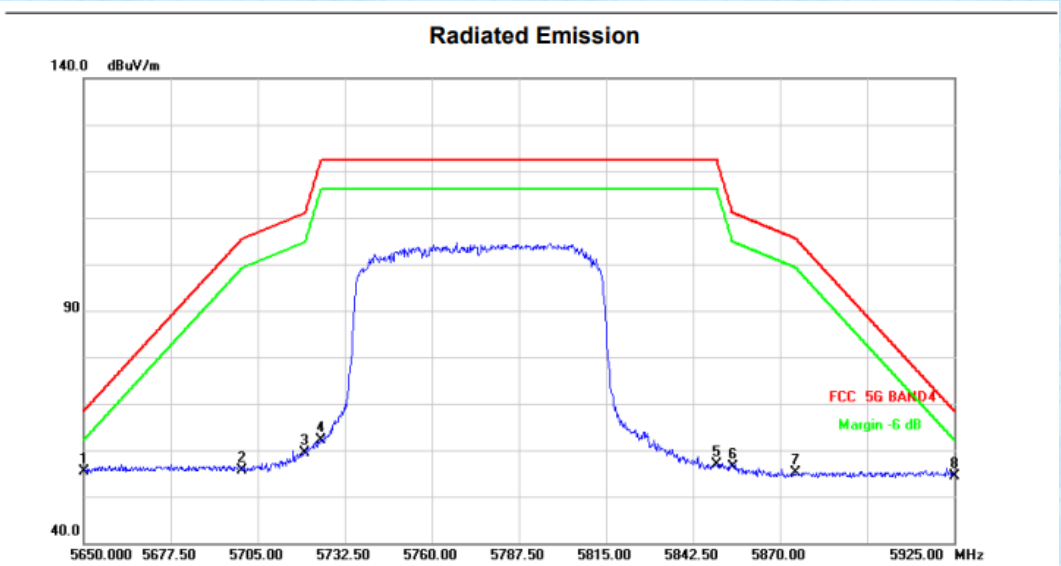

No.	Mk.	Freq.	Reading Level	Correct Factor	Measure-ment	Limit	Over		Antenna Height	Table Degree	
		MHz	dBuV	dB/m	dBuV/m	dBuV/m	dB	Detector	cm	degree	Comment
1	*	5650.000	46.19	9.16	55.35	68.20	-12.85	peak			
2		5700.000	46.55	9.10	55.65	105.20	-49.55	peak			
3		5720.000	50.27	9.08	59.35	110.80	-51.45	peak			
4		5725.000	52.99	9.08	62.07	122.20	-60.13	peak			
5		5850.000	47.76	9.24	57.00	122.20	-65.20	peak			
6		5855.000	47.22	9.26	56.48	110.80	-54.32	peak			
7		5875.000	45.83	9.36	55.19	105.20	-50.01	peak			
8		5925.000	44.84	9.61	54.45	68.20	-13.75	peak			

HORIZONTA

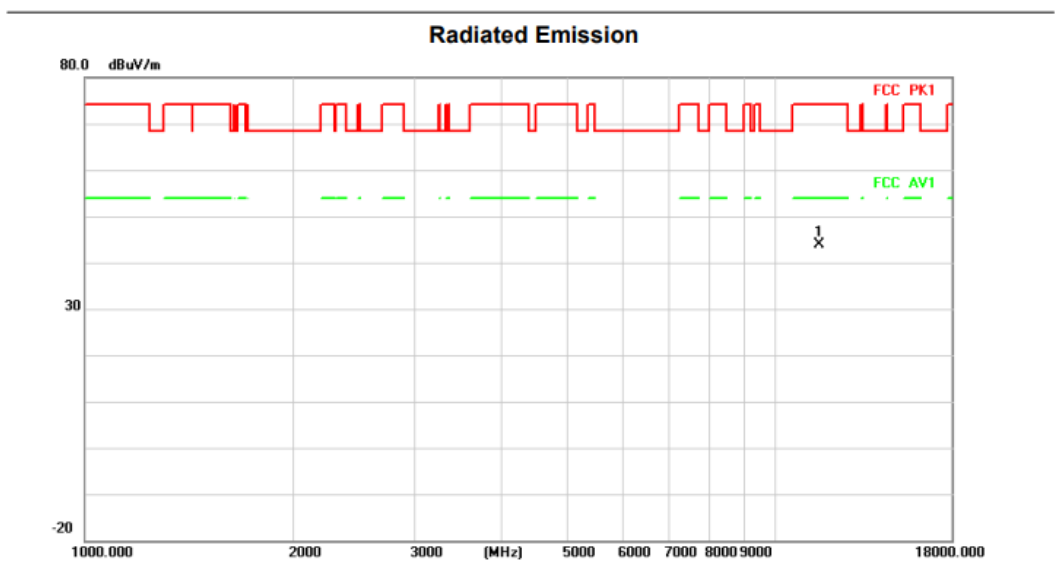

No.	Mk.	Freq.	Reading Level	Correct Factor	Measure-ment	Limit	Over		Antenna Height	Table Degree	
		MHz	dBuV	dB/m	dBuV/m	dBuV/m	dB	Detector	cm	degree	Comment
1	*	11550.000	33.94	9.87	43.81	74.00	-30.19	peak			

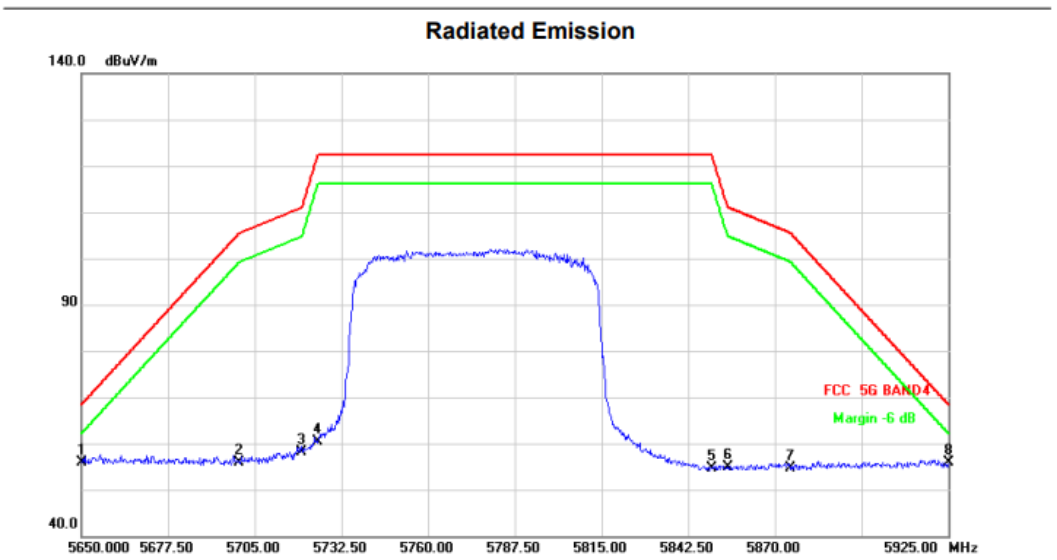

No.	Mk.	Freq.	Reading Level	Correct Factor	Measure-ment	Limit	Over		Antenna Height	Table Degree	
		MHz	dBuV	dB/m	dBuV/m	dBuV/m	dB	Detector	cm	degree	Comment
1	*	5650.000	46.75	9.16	55.91	68.20	-12.29	peak			
2		5700.000	46.90	9.10	56.00	105.20	-49.20	peak			
3		5720.000	49.11	9.08	58.19	110.80	-52.61	peak			
4		5725.000	51.20	9.08	60.28	122.20	-61.92	peak			
5		5850.000	45.28	9.24	54.52	122.20	-67.68	peak			
6		5855.000	45.65	9.26	54.91	110.80	-55.89	peak			
7		5875.000	45.37	9.36	54.73	105.20	-50.47	peak			
8		5925.000	46.30	9.61	55.91	68.20	-12.29	peak			

Above 1G (1GHz~18GHz)	Test mode: 11AX160MIMO	Test Channel:50

VERTICAL

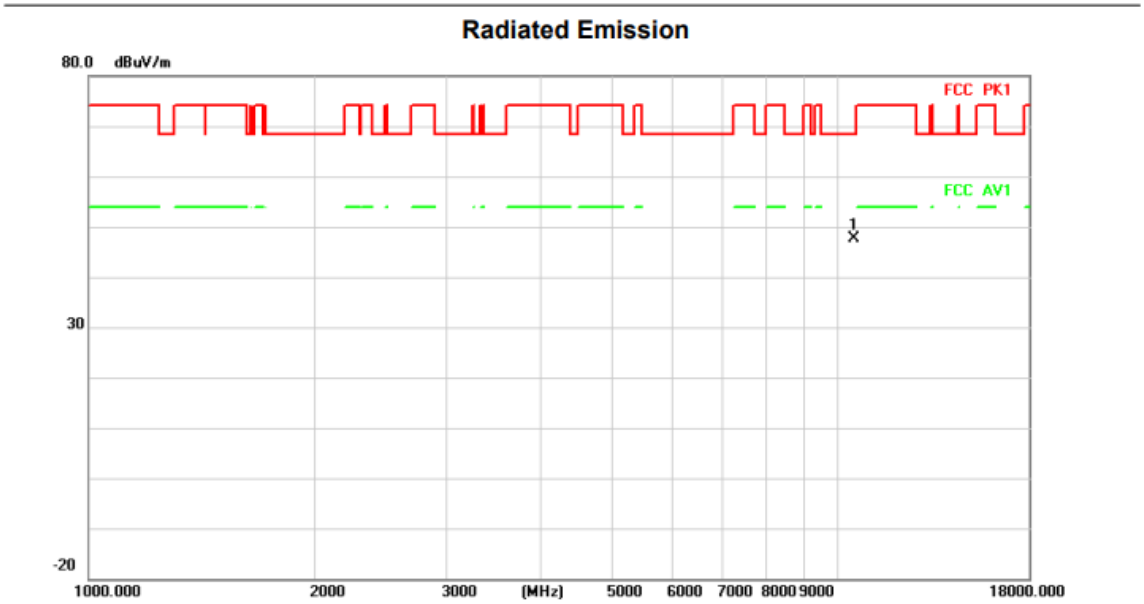

No.	Mk.	Freq.	Reading Level	Correct Factor	Measure-ment	Limit	Over		Antenna Height	Table Degree	
		MHz	dBuV	dB/m	dBuV/m	dBuV/m	dB	Detector	cm	degree	Comment
1	*	10500.000	38.23	9.39	47.62	68.20	-20.58	peak			

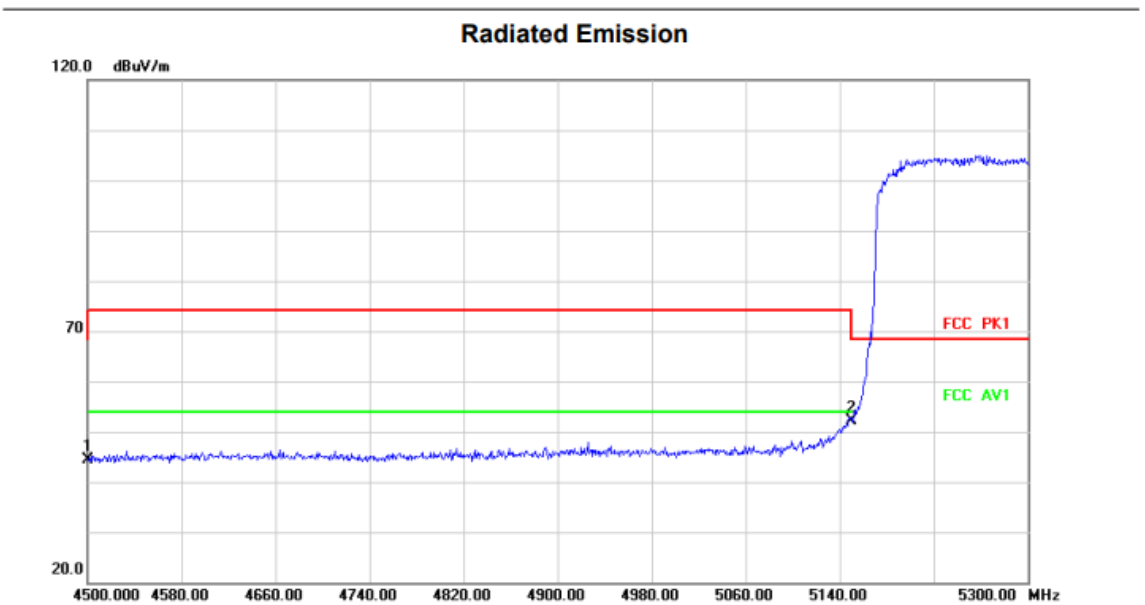

No.	Mk.	Freq.	Reading Level	Correct Factor	Measure-ment	Limit	Over		Antenna Height	Table Degree	
		MHz	dBuV	dB/m	dBuV/m	dBuV/m	dB	Detector	cm	degree	Comment
1		4500.000	37.17	7.17	44.34	68.20	-23.86	peak			
2	*	5150.000	43.00	9.17	52.17	68.20	-16.03	peak			

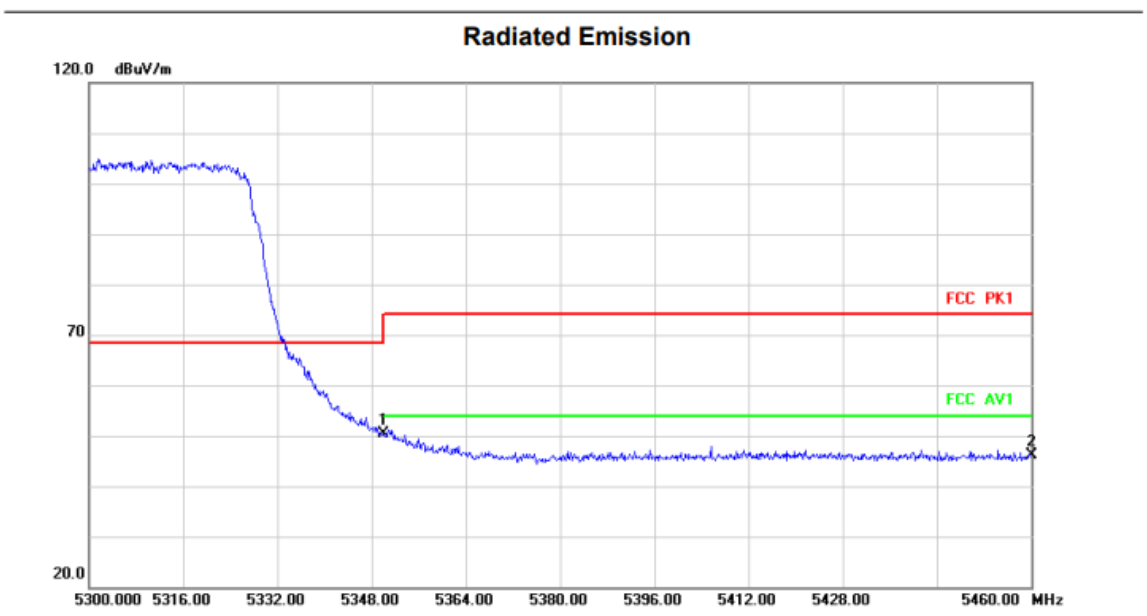

No.	Mk.	Freq.	Reading Level	Correct Factor	Measure-ment	Limit	Over		Antenna Height	Table Degree	
		MHz	dBuV	dB/m	dBuV/m	dBuV/m	dB	Detector	cm	degree	Comment
1	*	5350.000	41.20	9.30	50.50	68.20	-17.70	peak			
2		5460.000	36.76	9.31	46.07	68.20	-22.13	peak			

HORIZONTA

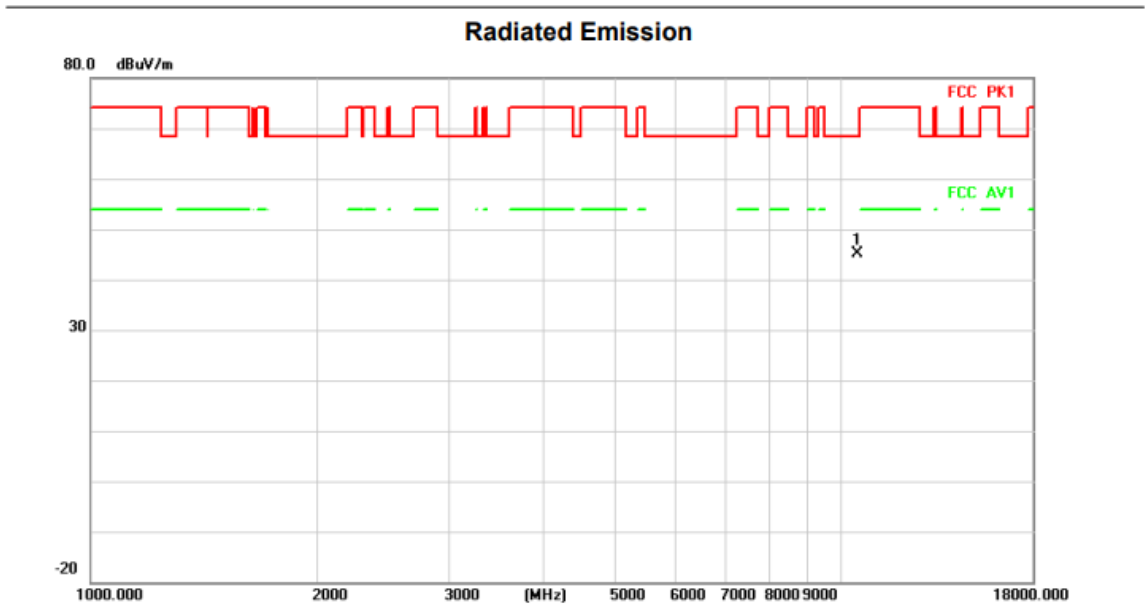

No.	Mk.	Freq.	Reading Level	Correct Factor	Measure-ment	Limit	Over		Antenna Height	Table Degree	
		MHz	dBuV	dB/m	dBuV/m	dBuV/m	dB	Detector	cm	degree	Comment
1	*	10500.000	35.77	9.39	45.16	68.20	-23.04	peak			

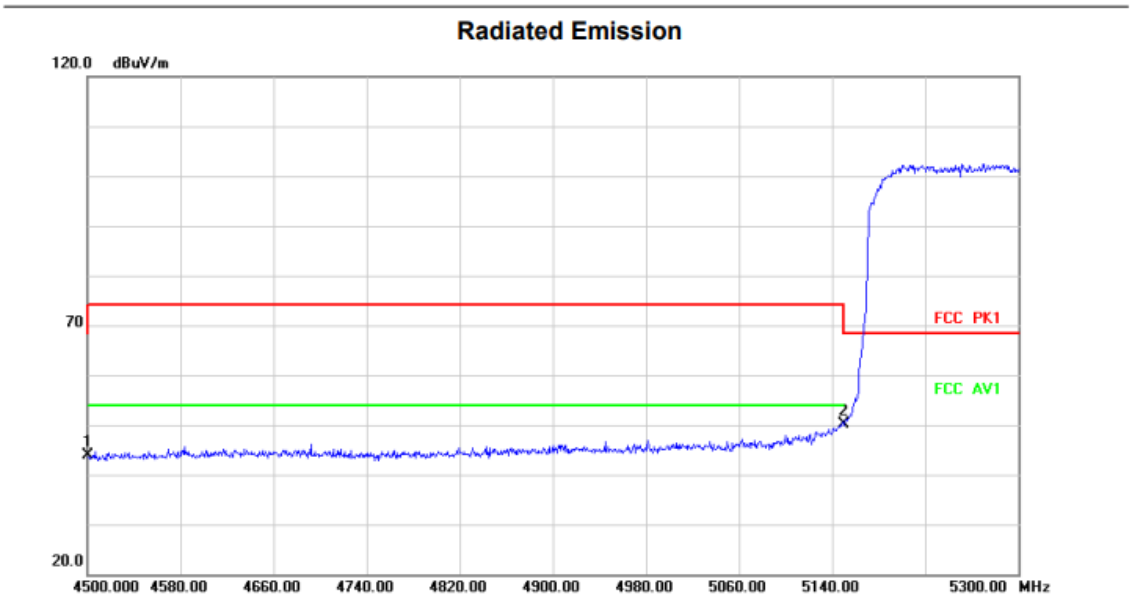

No.	Mk.	Freq.	Reading Level	Correct Factor	Measure-ment	Limit	Over		Antenna Height	Table Degree	
		MHz	dBuV	dB/m	dBuV/m	dBuV/m	dB	Detector	cm	degree	Comment
1		4500.000	36.72	7.17	43.89	68.20	-24.31	peak			
2	*	5150.000	40.93	9.17	50.10	68.20	-18.10	peak			

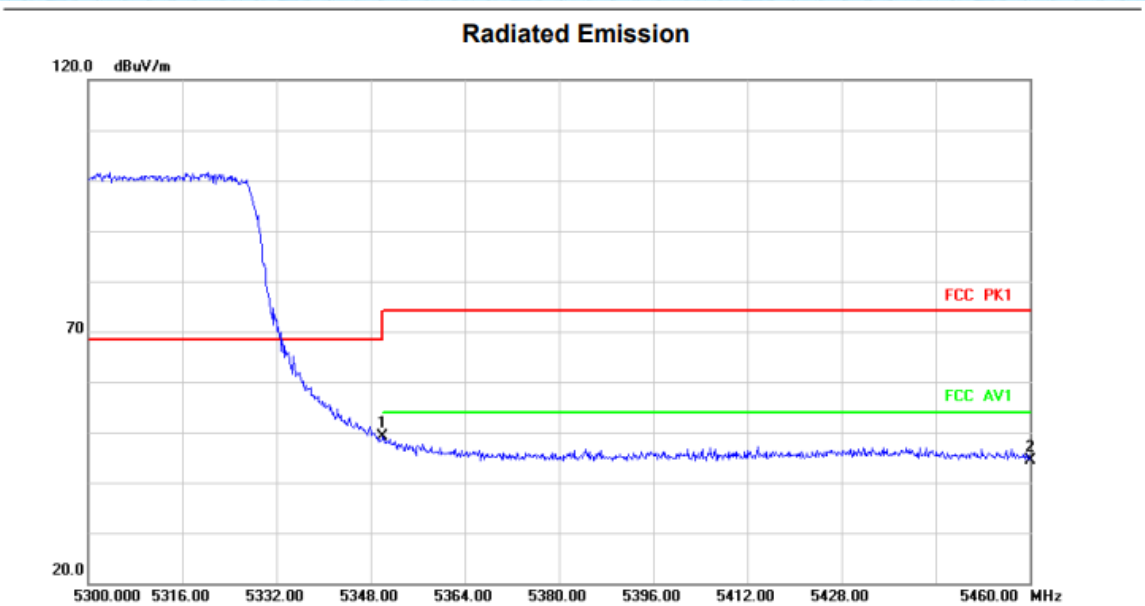

No.	Mk.	Freq.	Reading Level	Correct Factor	Measure-ment	Limit	Over		Antenna Height	Table Degree	
		MHz	dBuV	dB/m	dBuV/m	dBuV/m	dB	Detector	cm	degree	Comment
1	*	5350.000	39.94	9.30	49.24	68.20	-18.96	peak			
2		5460.000	35.07	9.31	44.38	68.20	-23.82	peak			

Above 1G (1GHz~18GHz)	Test mode: 11AX160MIMO	Test Channel:114

VERTICAL

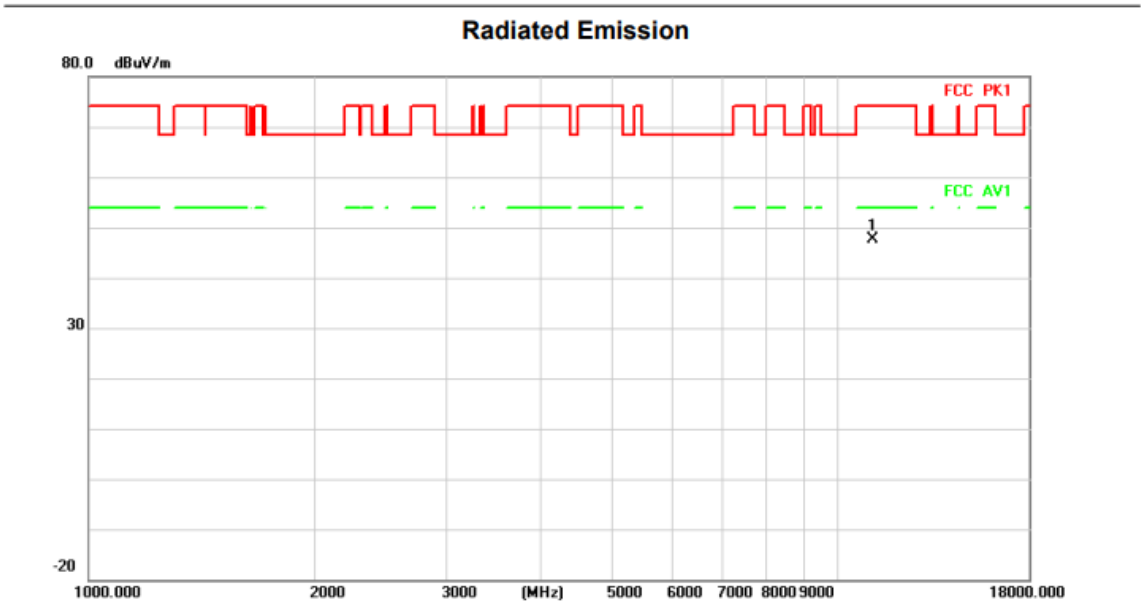

No.	Mk.	Freq.	Reading Level	Correct Factor	Measure-ment	Limit	Over		Antenna Height	Table Degree	
		MHz	dBuV	dB/m	dBuV/m	dBuV/m	dB	Detector	cm	degree	Comment
1	*	11140.000	37.78	9.92	47.70	74.00	-26.30	peak			

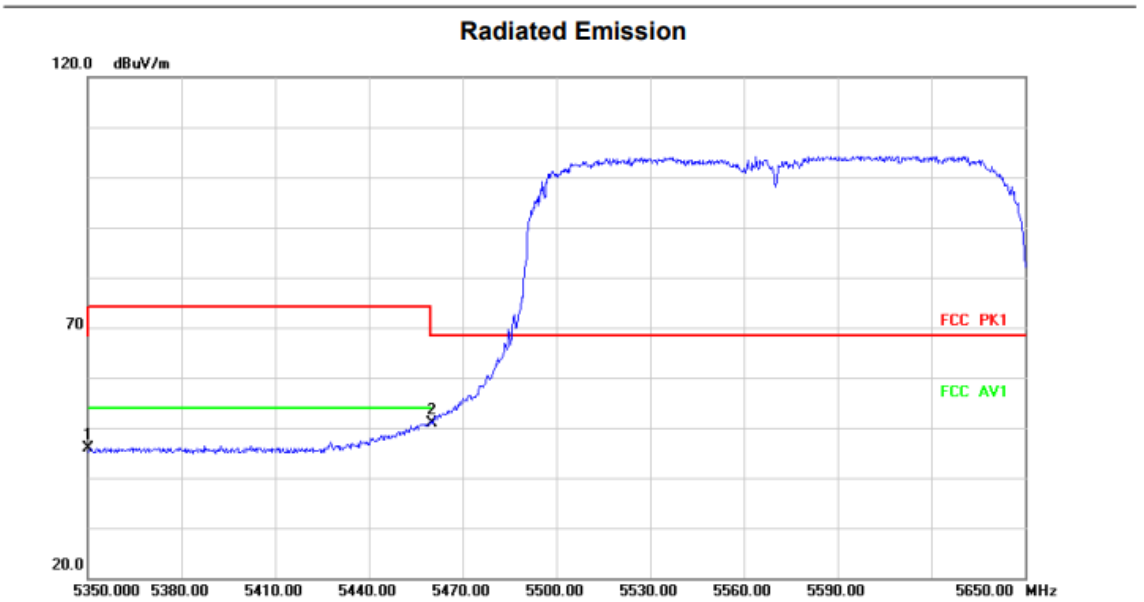

No.	Mk.	Freq.	Reading Level	Correct Factor	Measure-ment	Limit	Over		Antenna Height	Table Degree	
		MHz	dBuV	dB/m	dBuV/m	dBuV/m	dB	Detector	cm	degree	Comment
1		5350.000	36.54	9.30	45.84	68.20	-22.36	peak			
2	*	5460.000	41.63	9.31	50.94	68.20	-17.26	peak			

HORIZONTA

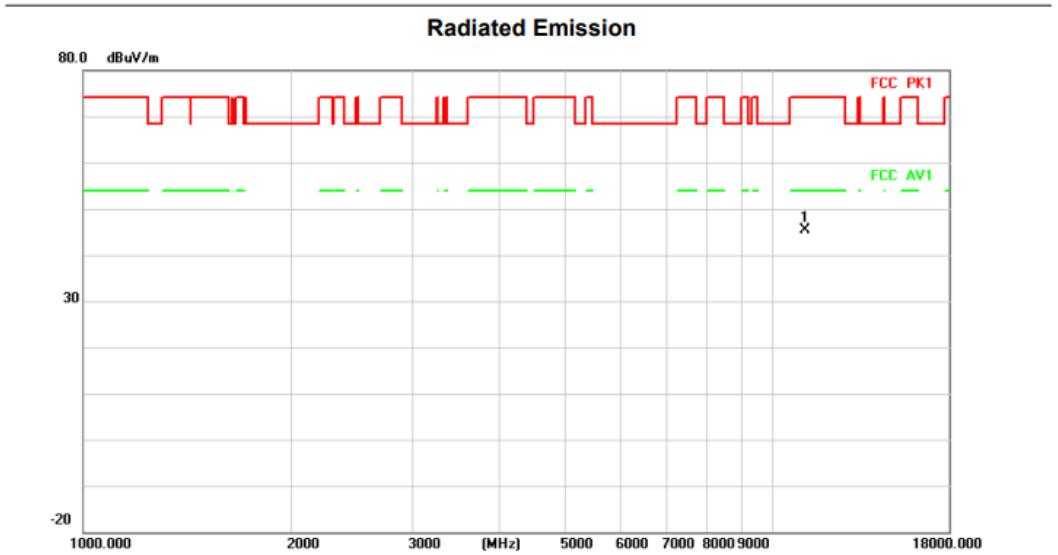

No.	Mk.	Freq.	Reading Level	Correct Factor	Measure-ment	Limit	Over		Antenna Height	Table Degree	
		MHz	dBuV	dB/m	dBuV/m	dBuV/m	dB	Detector	cm	degree	Comment
1	*	11140.000	35.34	9.92	45.26	74.00	-28.74	peak			

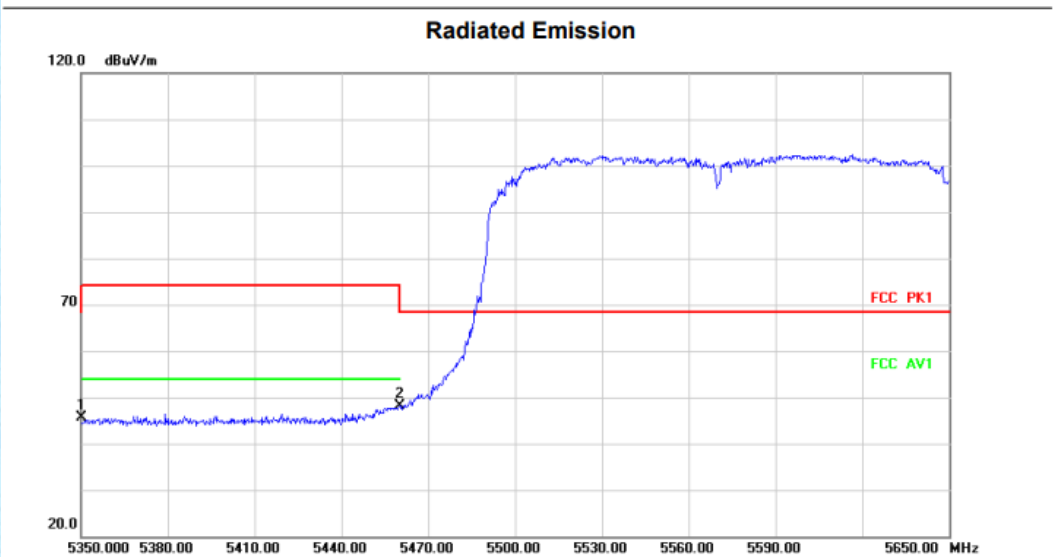

No.	Mk.	Freq.	Reading Level	Correct Factor	Measure-ment	Limit	Over		Antenna Height	Table Degree	
		MHz	dBuV	dB/m	dBuV/m	dBuV/m	dB	Detector	cm	degree	Comment
1		5350.000	36.24	9.30	45.54	68.20	-22.66	peak			
2	*	5460.000	38.83	9.31	48.14	68.20	-20.06	peak			

1. Measurement = Reading + Correct Factor.
2. Over = Measurement – Limit

The high frequency, which started from 18GHz to 40GHz, was pre-scanned and the result which was 20dB lower than the limit line was not recorded in this report.

8 Test Setup Photo

Reference to the **appendix I** for details.

9 EUT Constructional Details

Reference to the **appendix II** for details.

---END---