Test mode:	802.11b	Test channel:	6

VERTICAL

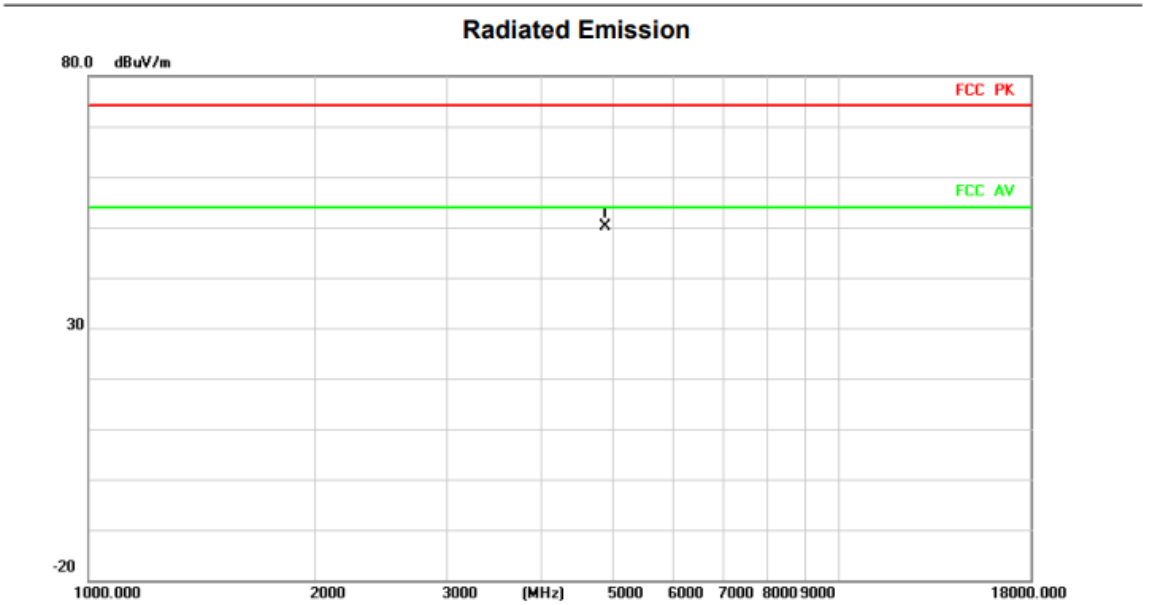

No.	Mk.	Freq.	Reading Level	Correct Factor	Measure-ment	Limit	Over		Antenna Height	Table Degree	
		MHz	dBuV	dB/m	dBuV/m	dBuV/m	dB	Detector	cm	degree	Comment
1	*	4874.000	51.82	-1.59	50.23	74.00	-23.77	peak			

HORIZONTA

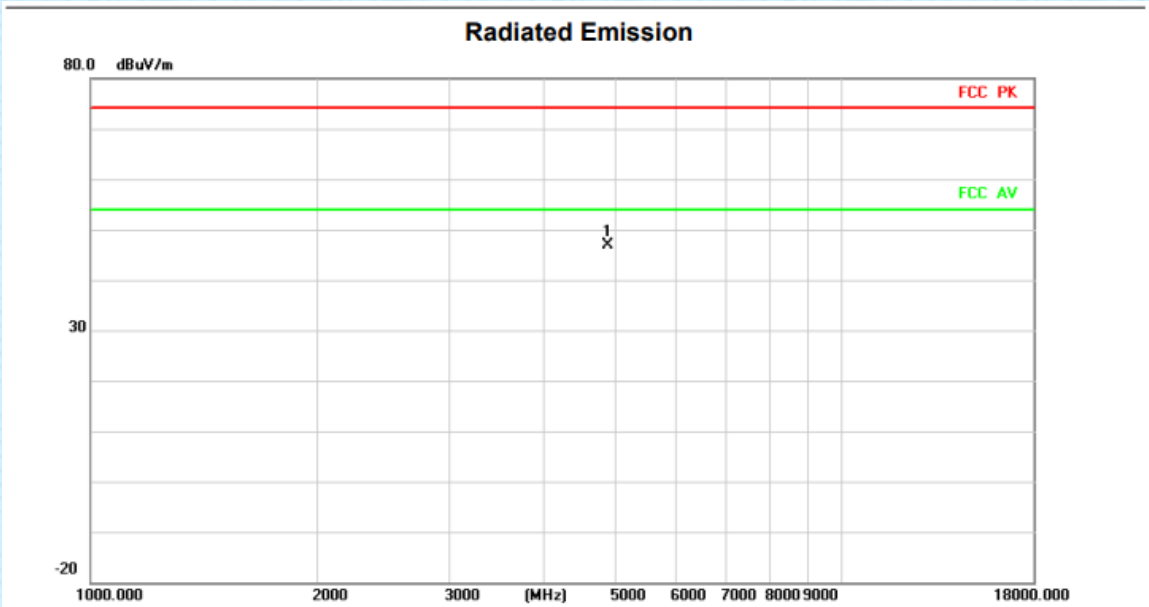

No.	Mk.	Freq.	Reading Level	Correct Factor	Measure-ment	Limit	Over		Antenna Height	Table Degree	
		MHz	dBuV	dB/m	dBuV/m	dBuV/m	dB	Detector	cm	degree	Comment
1	*	4874.000	48.54	-1.59	46.95	74.00	-27.05	peak			

Test mode:	802.11b	Test channel:	11

VERTICAL

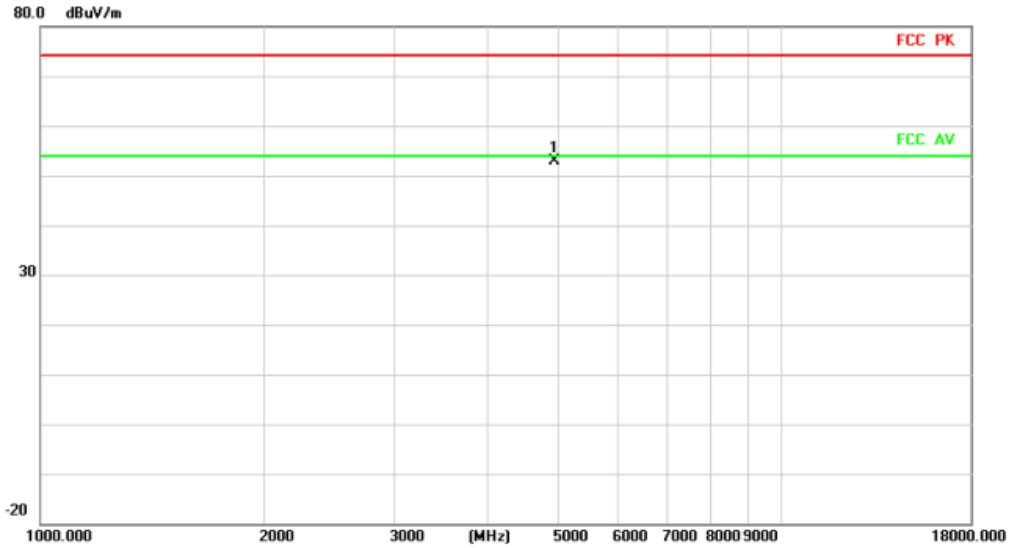

No.	Mk.	Freq.	Reading Level	Correct Factor	Measure-ment	Limit	Over		Antenna Height	Table Degree	
		MHz	dBuV	dB/m	dBuV/m	dBuV/m	dB	Detector	cm	degree	Comment
1	*	4924.000	54.06	-1.29	52.77	74.00	-21.23	peak			

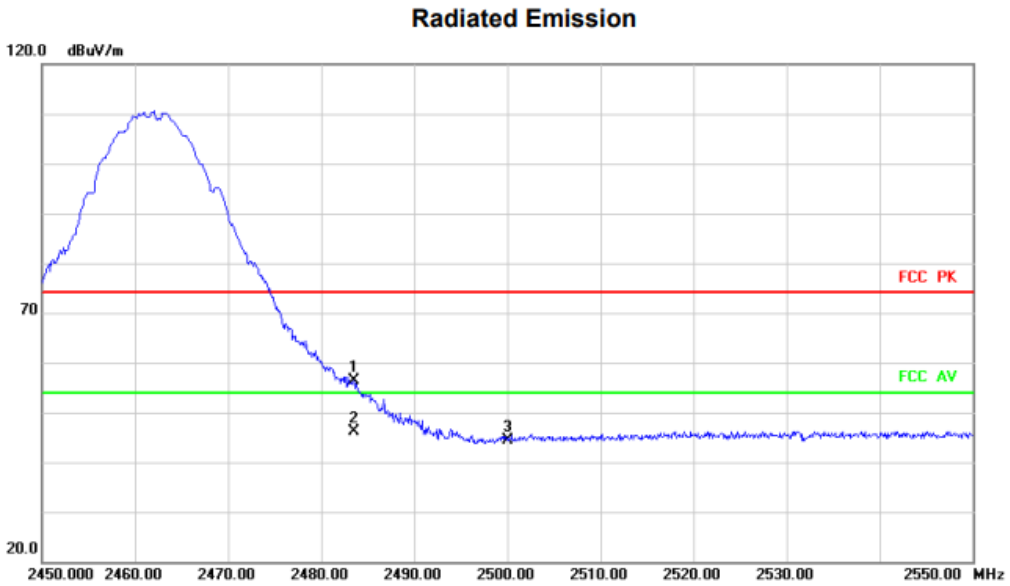

No.	Mk.	Freq.	Reading Level	Correct Factor	Measure-ment	Limit	Over		Antenna Height	Table Degree	
		MHz	dBuV	dB/m	dBuV/m	dBuV/m	dB	Detector	cm	degree	Comment
1		2483.500	55.32	1.09	56.41	74.00	-17.59	peak			
2	*	2483.500	45.12	1.09	46.21	54.00	-7.79	AVG			
3		2500.000	43.14	1.22	44.36	74.00	-29.64	peak			

HORIZONTA

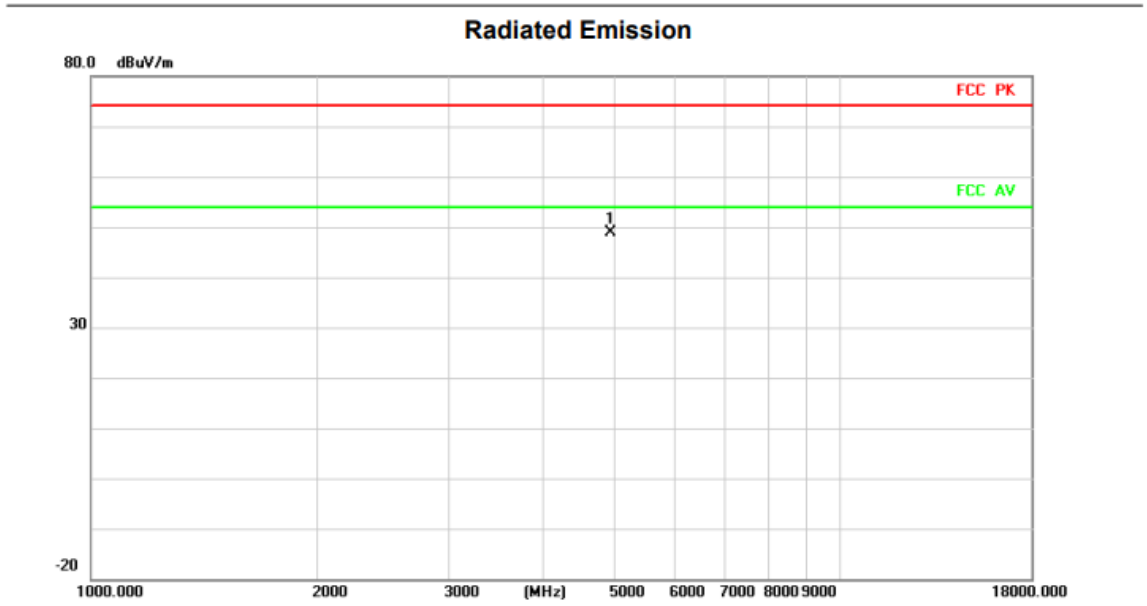

No.	Mk.	Freq.	Reading Level	Correct Factor	Measure-ment	Limit	Over		Antenna Height	Table Degree	
		MHz	dBuV	dB/m	dBuV/m	dBuV/m	dB	Detector	cm	degree	Comment
1	*	4924.000	50.08	-1.29	48.79	74.00	-25.21	peak			

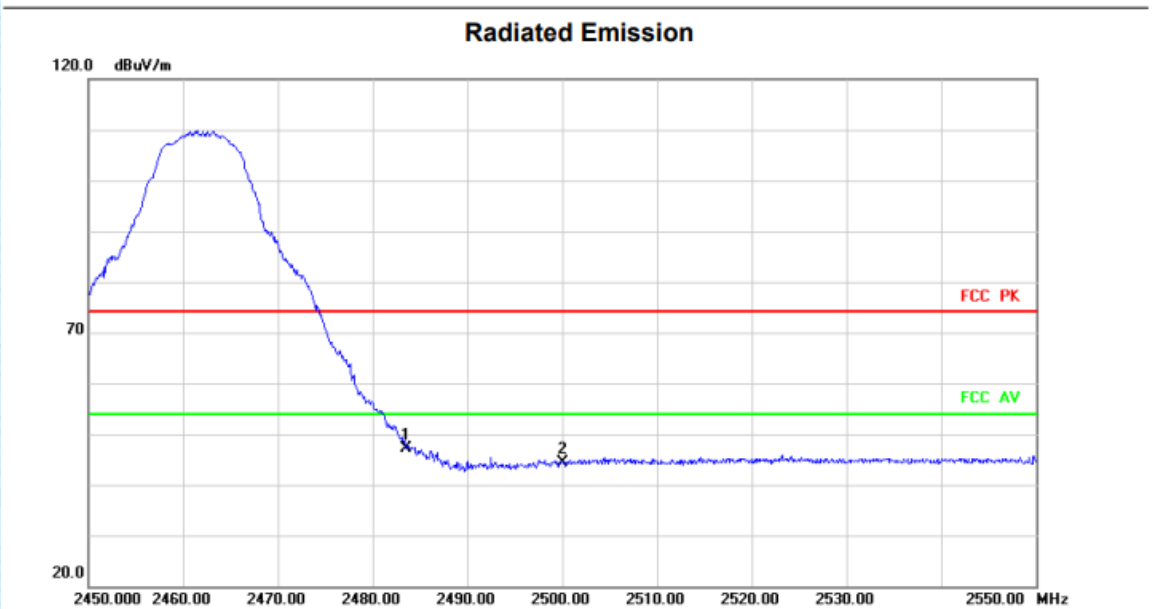

No.	Mk.	Freq.	Reading Level	Correct Factor	Measure-ment	Limit	Over		Antenna Height	Table Degree	
		MHz	dBuV	dB/m	dBuV/m	dBuV/m	dB	Detector	cm	degree	Comment
1	*	2483.500	46.06	1.09	47.15	74.00	-26.85	peak			
2		2500.000	43.18	1.22	44.40	74.00	-29.60	peak			

Test mode:	802.11g	Test channel:	1

VERTICAL

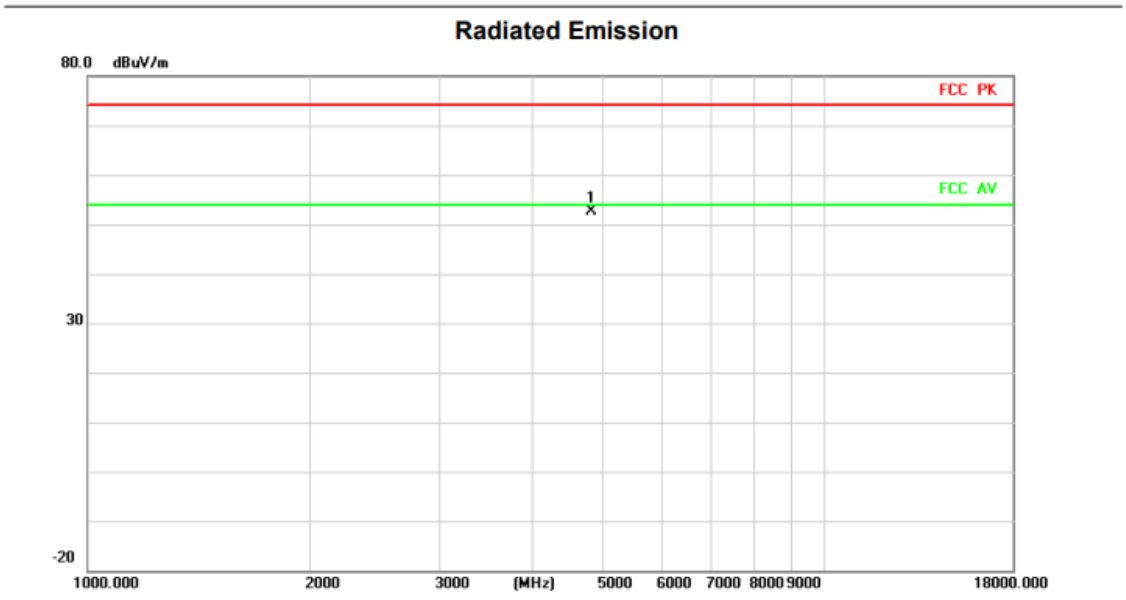

No.	Mk.	Freq.	Reading Level	Correct Factor	Measure-ment	Limit	Over		Antenna Height	Table Degree	
		MHz	dBuV	dB/m	dBuV/m	dBuV/m	dB	Detector	cm	degree	Comment
1	*	4824.000	54.45	-1.88	52.57	74.00	-21.43	peak			

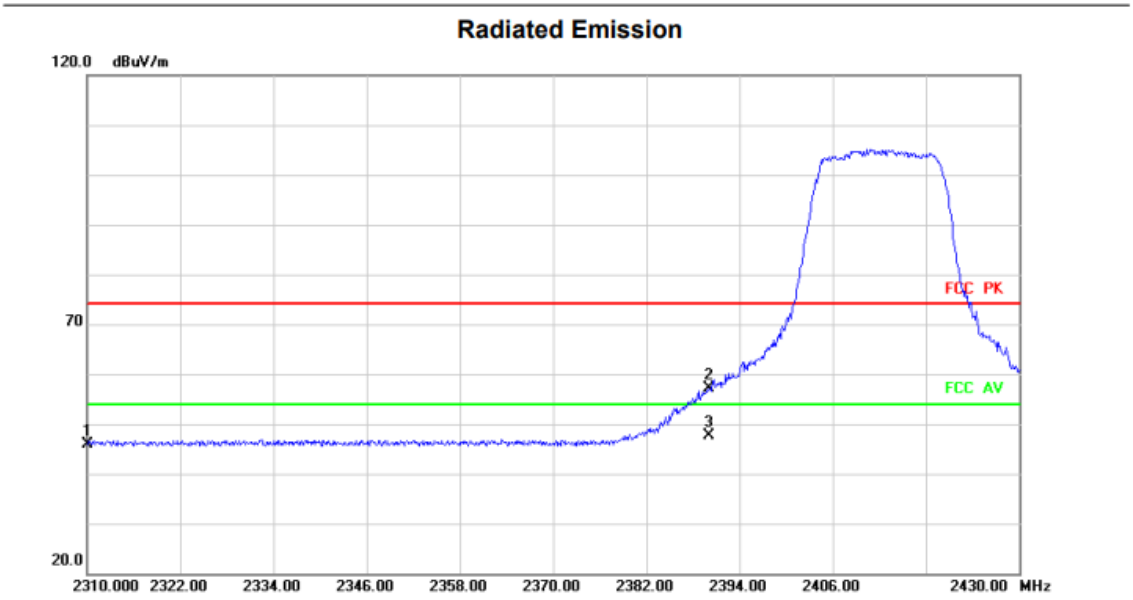

No.	Mk.	Freq.	Reading Level	Correct Factor	Measure-ment	Limit	Over		Antenna Height	Table Degree	
		MHz	dBuV	dB/m	dBuV/m	dBuV/m	dB	Detector	cm	degree	Comment
1		2310.000	45.76	0.19	45.95	74.00	-28.05	peak			
2		2390.000	56.67	0.41	57.08	74.00	-16.92	peak			
3	*	2390.000	47.17	0.41	47.58	54.00	-6.42	AVG			

HORIZONTA

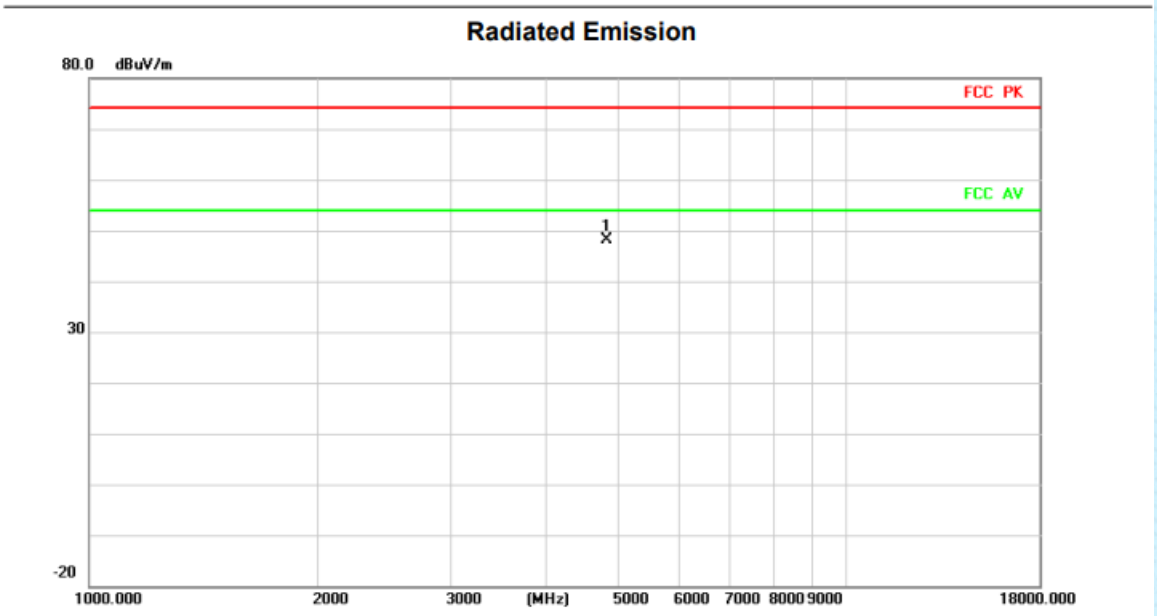

No.	Mk.	Freq.	Reading Level	Correct Factor	Measure-ment	Limit	Over		Antenna Height	Table Degree	
		MHz	dBuV	dB/m	dBuV/m	dBuV/m	dB	Detector	cm	degree	Comment
1	*	4824.000	50.07	-1.88	48.19	74.00	-25.81	peak			

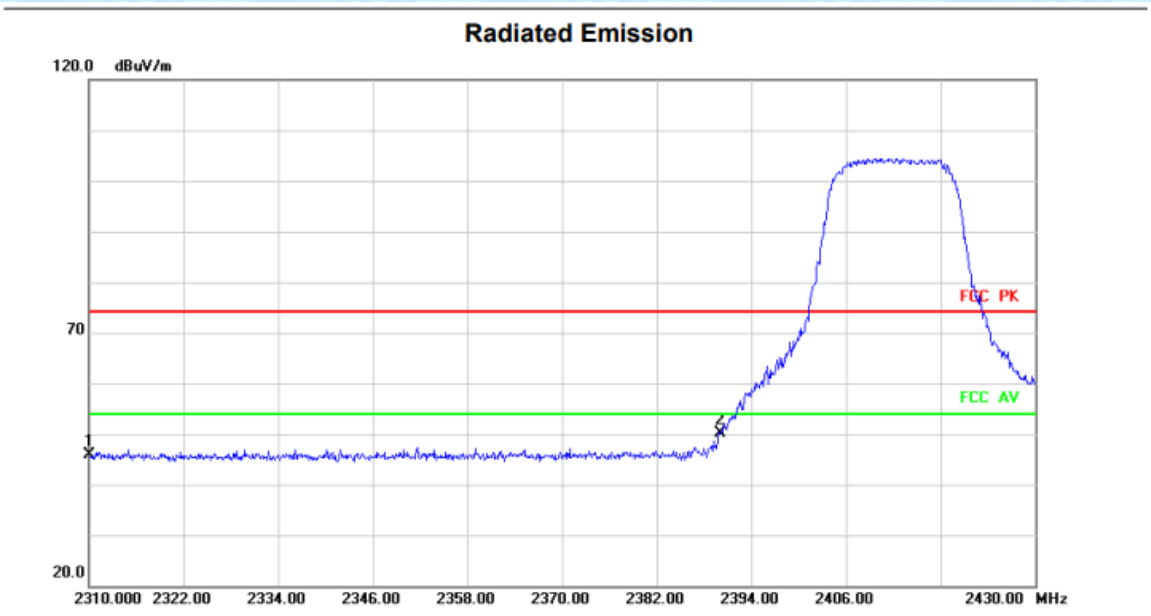

No.	Mk.	Freq.	Reading Level	Correct Factor	Measure-ment	Limit	Over		Antenna Height	Table Degree	
		MHz	dBuV	dB/m	dBuV/m	dBuV/m	dB	Detector	cm	degree	Comment
1		2310.000	45.74	0.19	45.93	74.00	-28.07	peak			
2	*	2390.000	49.61	0.41	50.02	74.00	-23.98	peak			

Test mode:	802.11g	Test channel:	6

VERTICAL

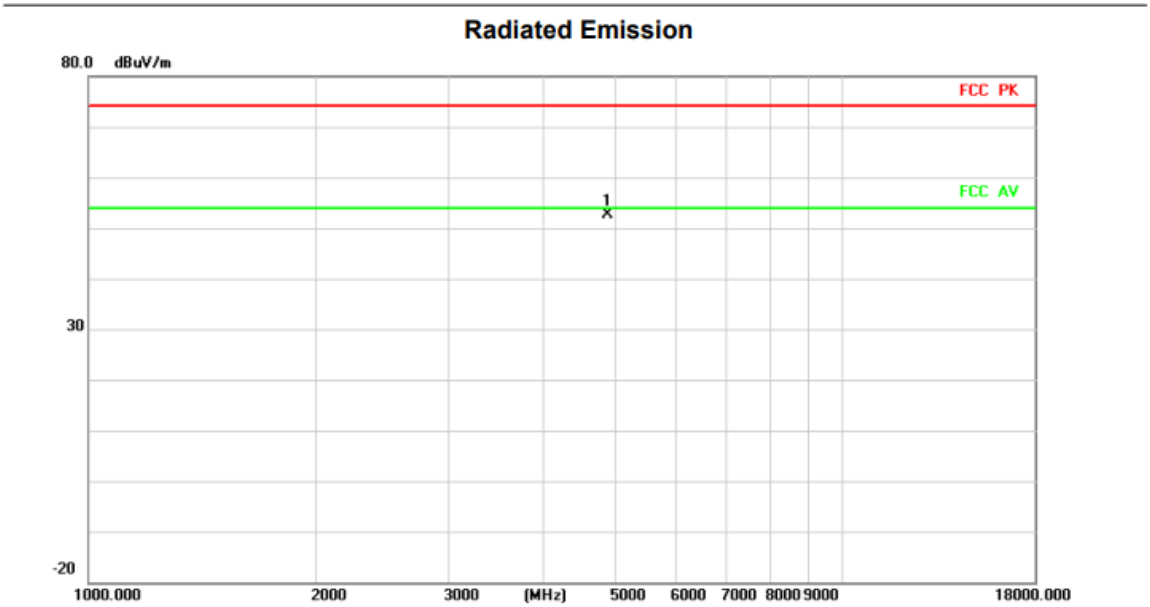

No.	Mk.	Freq.	Reading Level	Correct Factor	Measure-ment	Limit	Over		Antenna Height	Table Degree	
		MHz	dBuV	dB/m	dBuV/m	dBuV/m	dB	Detector	cm	degree	Comment
1	*	4874.000	54.28	-1.59	52.69	74.00	-21.31	peak			

HORIZONTA

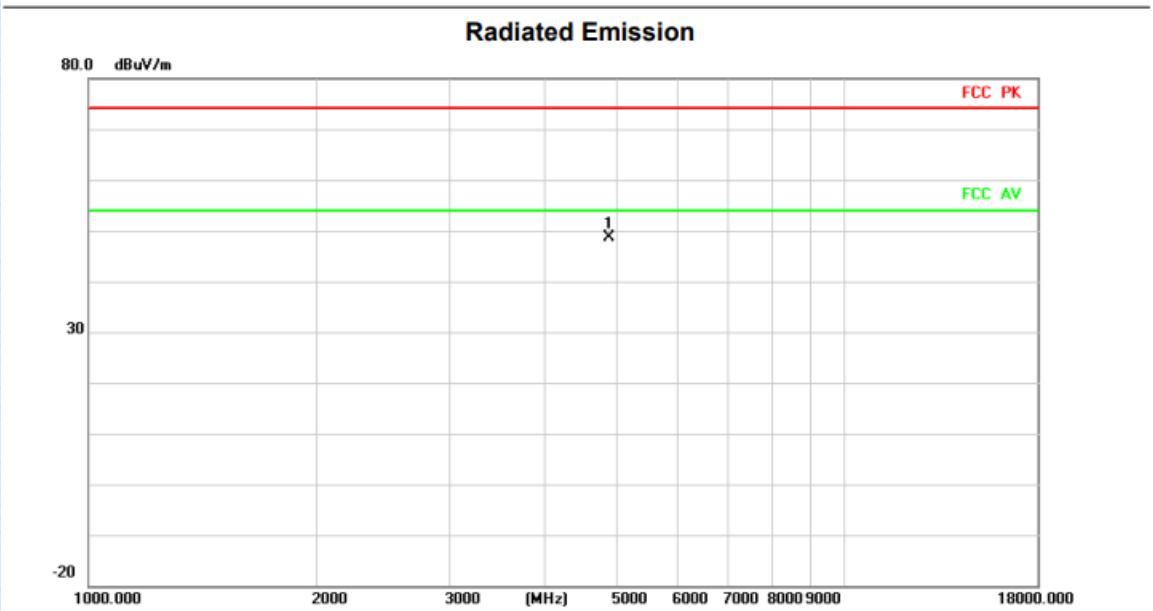

No.	Mk.	Freq.	Reading Level	Correct Factor	Measure-ment	Limit	Over		Antenna Height	Table Degree	
		MHz	dBuV	dB/m	dBuV/m	dBuV/m	dB	Detector	cm	degree	Comment
1	*	4874.000	50.21	-1.59	48.62	74.00	-25.38	peak			

Test mode:	802.11g	Test channel:	11

VERTICAL

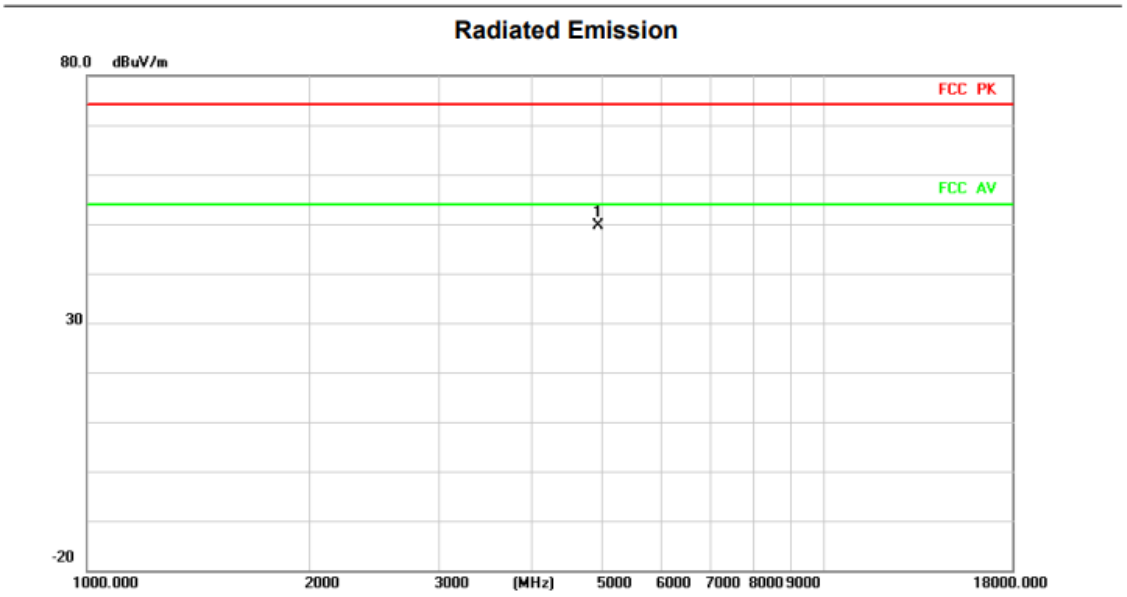

No.	Mk.	Freq.	Reading Level	Correct Factor	Measure-ment	Limit	Over		Antenna Height	Table Degree	
		MHz	dBuV	dB/m	dBuV/m	dBuV/m	dB	Detector	cm	degree	Comment
1	*	4924.000	50.87	-1.29	49.58	74.00	-24.42	peak			

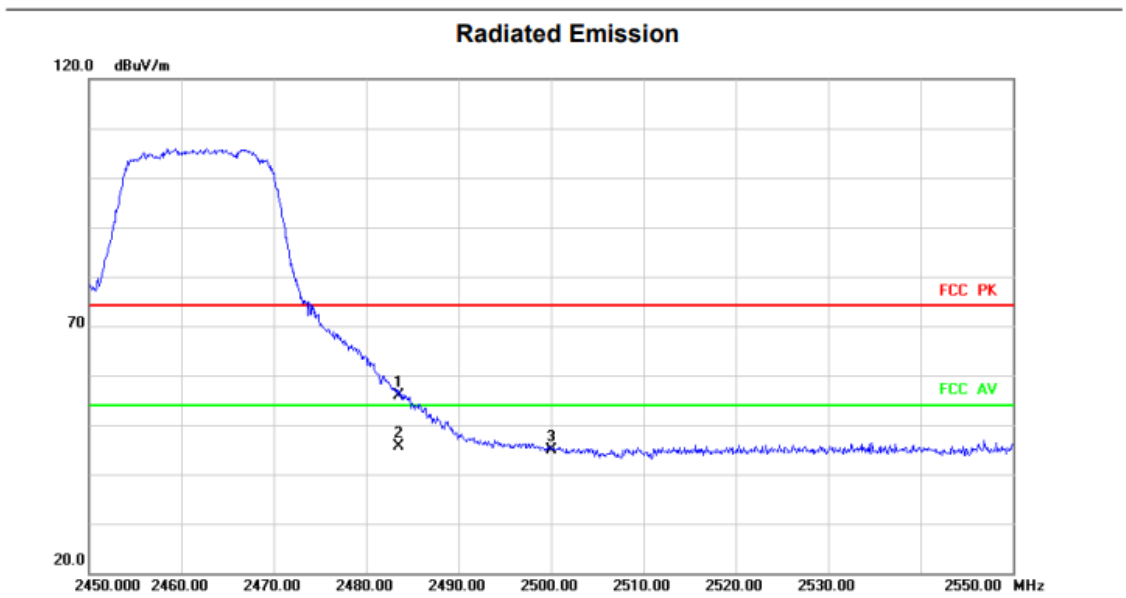

No.	Mk.	Freq.	Reading Level	Correct Factor	Measure-ment	Limit	Over		Antenna Height	Table Degree	
		MHz	dBuV	dB/m	dBuV/m	dBuV/m	dB	Detector	cm	degree	Comment
1		2483.500	54.90	1.09	55.99	74.00	-18.01	peak			
2	*	2483.500	44.54	1.09	45.63	54.00	-8.37	AVG			
3		2500.000	43.65	1.22	44.87	74.00	-29.13	peak			

HORIZONTA

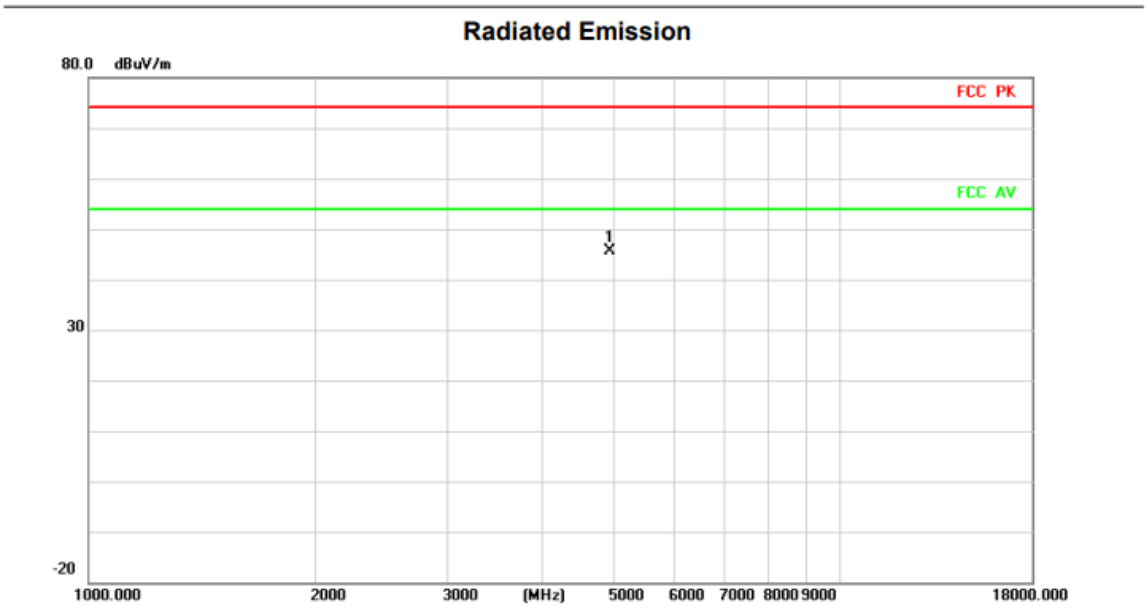

No.	Mk.	Freq.	Reading Level	Correct Factor	Measure-ment	Limit	Over		Antenna Height	Table Degree	
		MHz	dBuV	dB/m	dBuV/m	dBuV/m	dB	Detector	cm	degree	Comment
1	*	4924.000	46.91	-1.29	45.62	74.00	-28.38	peak			

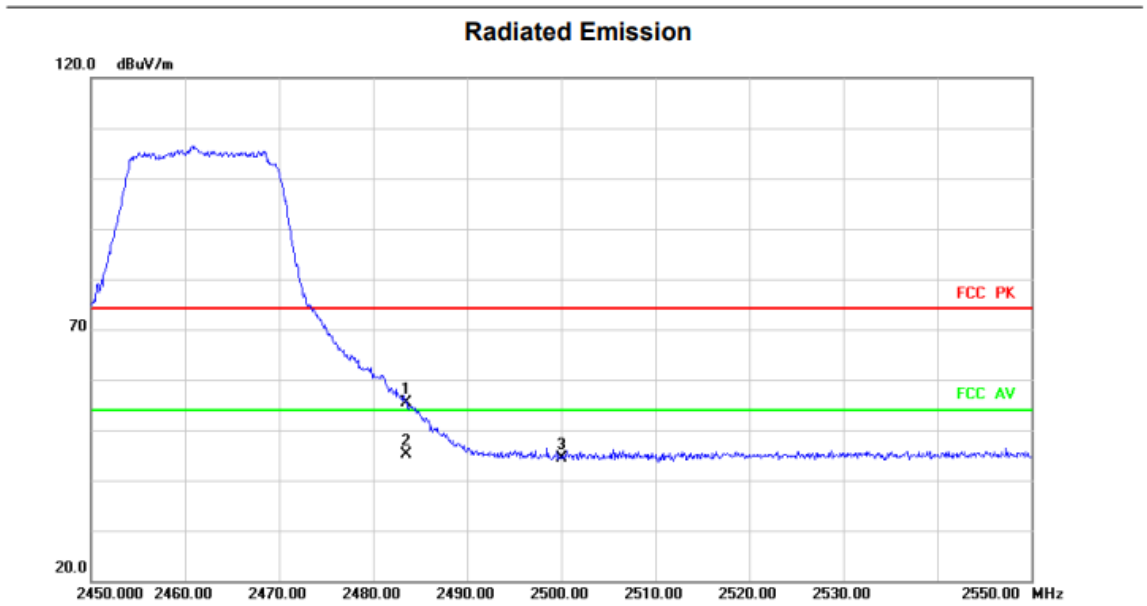

No.	Mk.	Freq.	Reading Level	Correct Factor	Measure-ment	Limit	Over		Antenna Height	Table Degree	
		MHz	dBuV	dB/m	dBuV/m	dBuV/m	dB	Detector	cm	degree	Comment
1		2483.500	54.30	1.09	55.39	74.00	-18.61	peak			
2	*	2483.500	43.99	1.09	45.08	54.00	-8.92	AVG			
3		2500.000	43.05	1.22	44.27	74.00	-29.73	peak			

Test mode:	802.11n(HT20)	Test channel:	1

VERTICAL

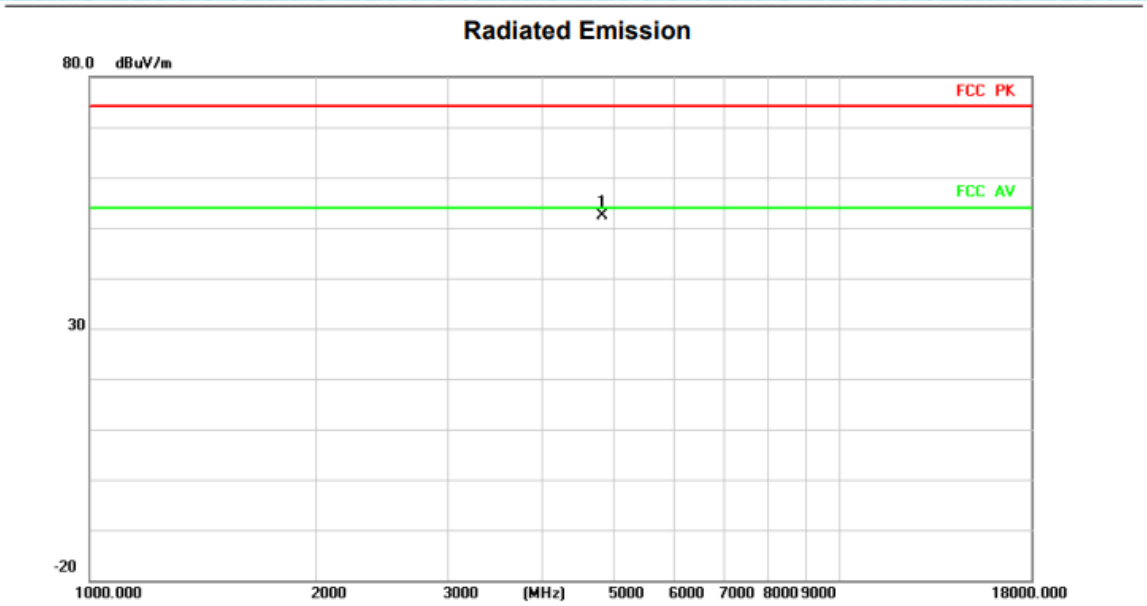

No.	Mk.	Freq.	Reading Level	Correct Factor	Measure-ment	Limit	Over		Antenna Height	Table Degree	
		MHz	dBuV	dB/m	dBuV/m	dBuV/m	dB	Detector	cm	degree	Comment
1	*	4824.000	54.36	-1.88	52.48	74.00	-21.52	peak			

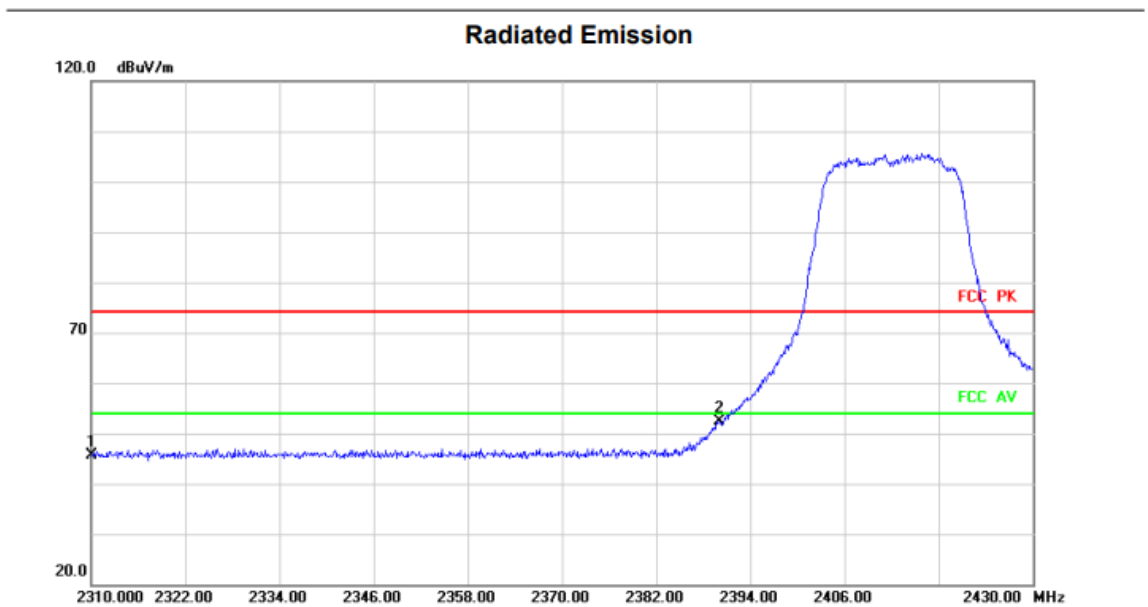

No.	Mk.	Freq.	Reading Level	Correct Factor	Measure-ment	Limit	Over		Antenna Height	Table Degree	
		MHz	dBuV	dB/m	dBuV/m	dBuV/m	dB	Detector	cm	degree	Comment
1		2310.000	45.56	0.19	45.75	74.00	-28.25	peak			
2	*	2390.000	52.08	0.41	52.49	74.00	-21.51	peak			

HORIZONTA

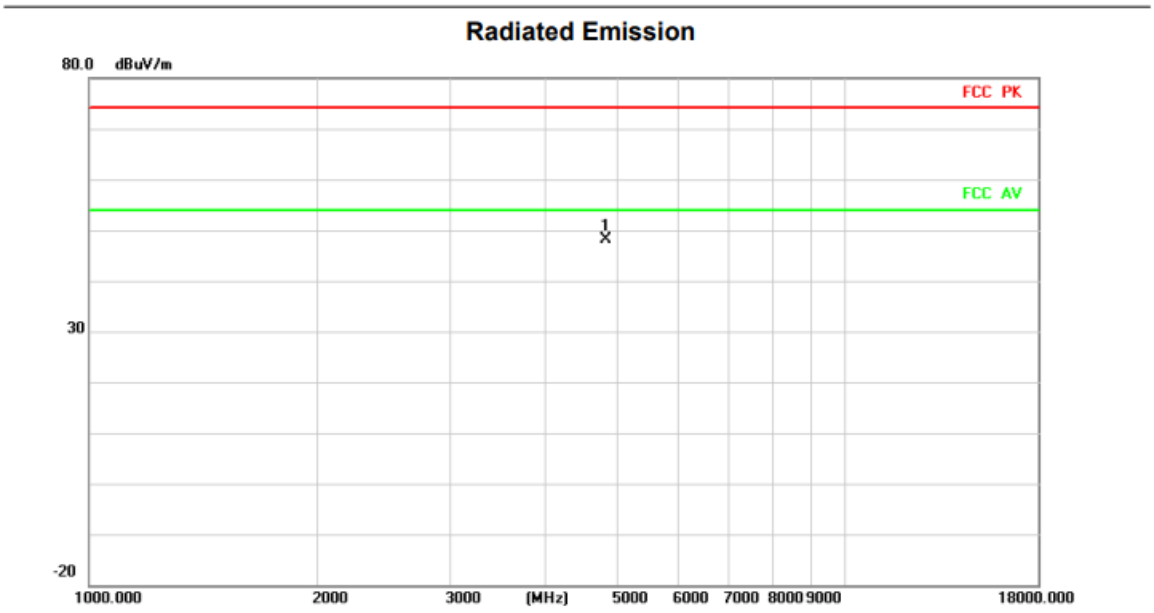

No.	Mk.	Freq.	Reading Level	Correct Factor	Measure-ment	Limit	Over		Antenna Height	Table Degree	
		MHz	dBuV	dB/m	dBuV/m	dBuV/m	dB	Detector	cm	degree	Comment
1	*	4824.000	49.94	-1.88	48.06	74.00	-25.94	peak			

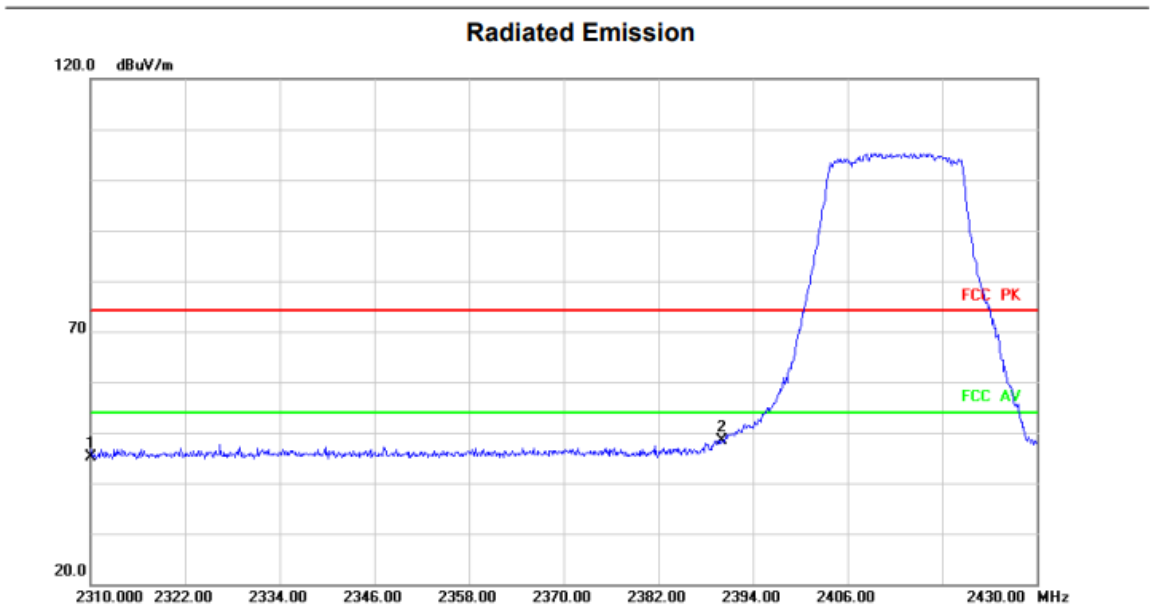

No.	Mk.	Freq.	Reading Level	Correct Factor	Measure-ment	Limit	Over		Antenna Height	Table Degree	
		MHz	dBuV	dB/m	dBuV/m	dBuV/m	dB	Detector	cm	degree	Comment
1		2310.000	44.84	0.19	45.03	74.00	-28.97	peak			
2	*	2390.000	47.91	0.41	48.32	74.00	-25.68	peak			

Test mode:	802.11n(HT20)	Test channel:	6

VERTICAL

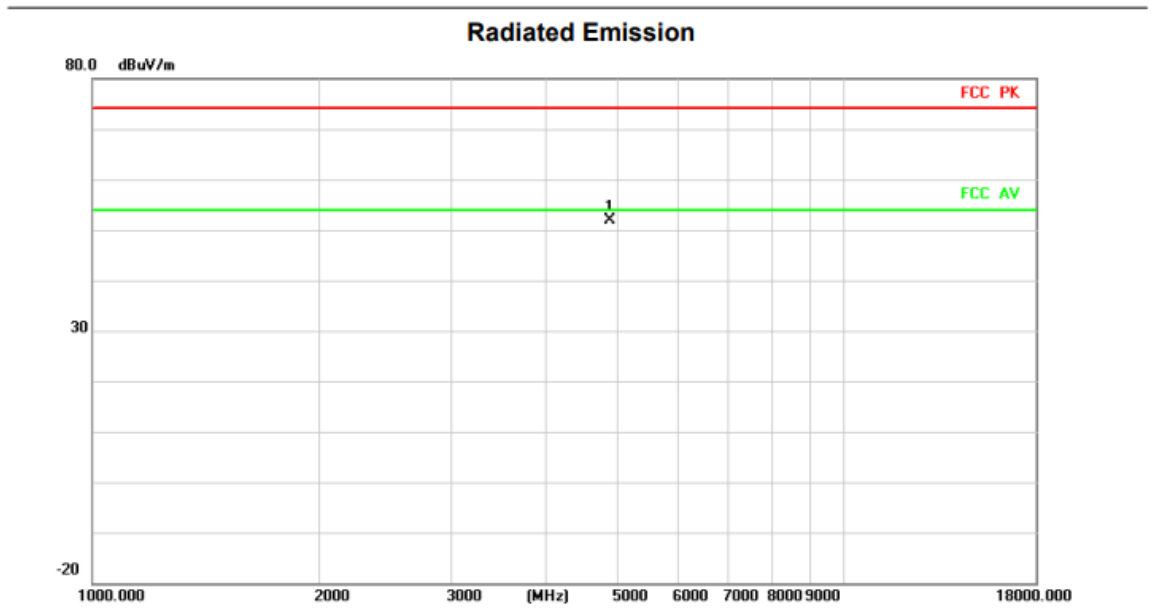

No.	Mk.	Freq.	Reading Level	Correct Factor	Measure-ment	Limit	Over		Antenna Height	Table Degree	
		MHz	dBuV	dB/m	dBuV/m	dBuV/m	dB	Detector	cm	degree	Comment
1	*	4874.000	53.56	-1.59	51.97	74.00	-22.03	peak			

HORIZONTA

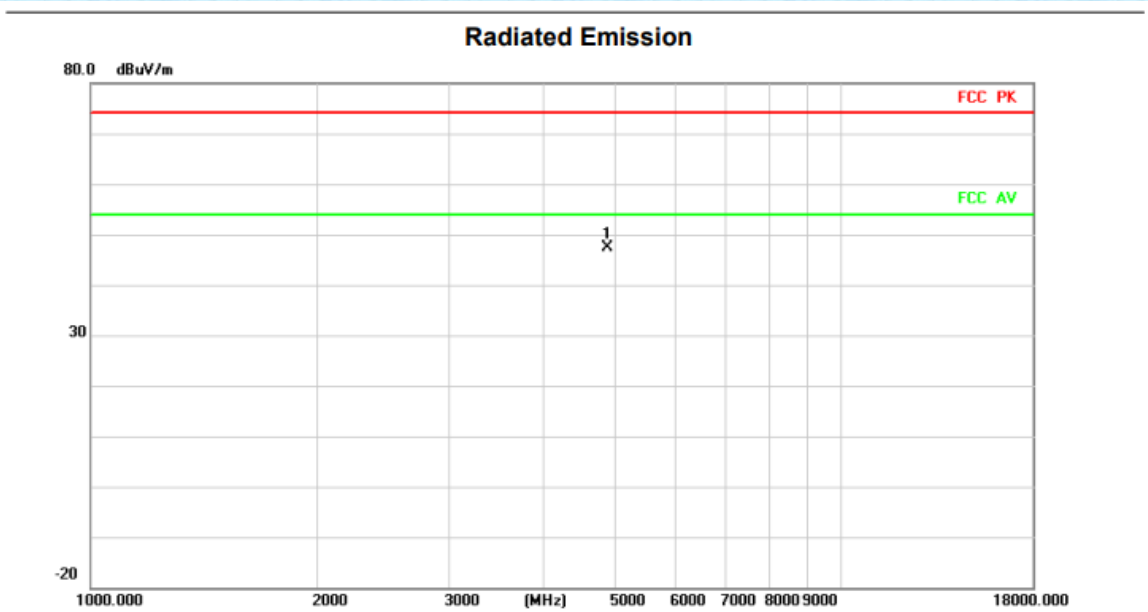

No.	Mk.	Freq.	Reading Level	Correct Factor	Measure-ment	Limit	Over		Antenna Height	Table Degree	
		MHz	dBuV	dB/m	dBuV/m	dBuV/m	dB	Detector	cm	degree	Comment
1	*	4874.000	48.90	-1.59	47.31	74.00	-26.69	peak			

Test mode:	802.11n(HT20)	Test channel:	11

VERTICAL

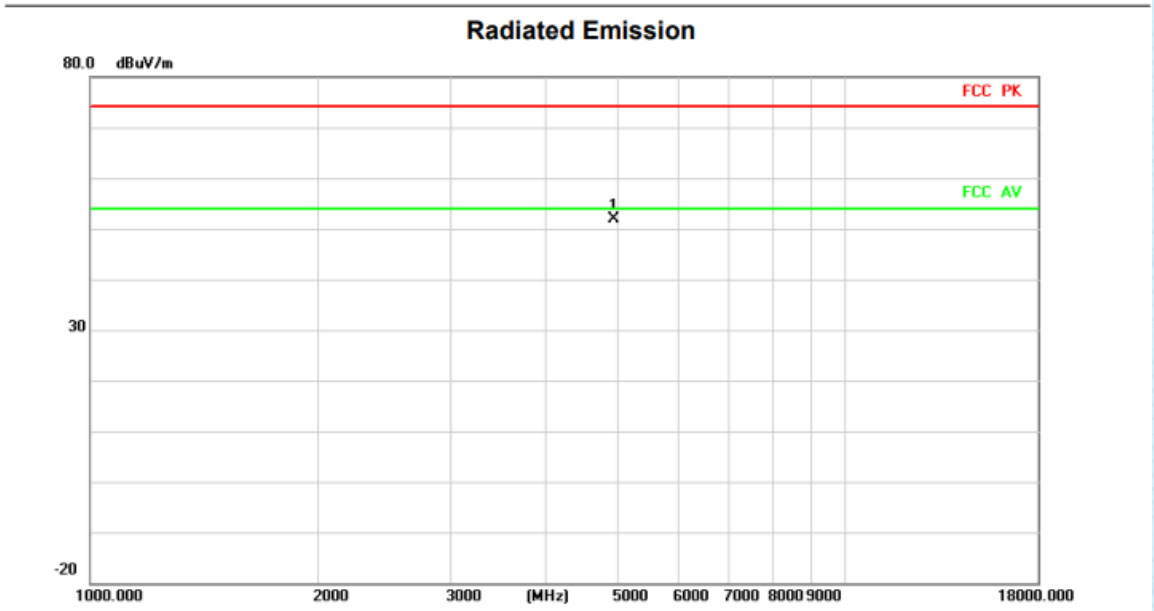

No.	Mk.	Freq.	Reading Level	Correct Factor	Measure-ment	Limit	Over		Antenna Height	Table Degree	
		MHz	dBuV	dB/m	dBuV/m	dBuV/m	dB	Detector	cm	degree	Comment
1	*	4924.000	53.25	-1.29	51.96	74.00	-22.04	peak			

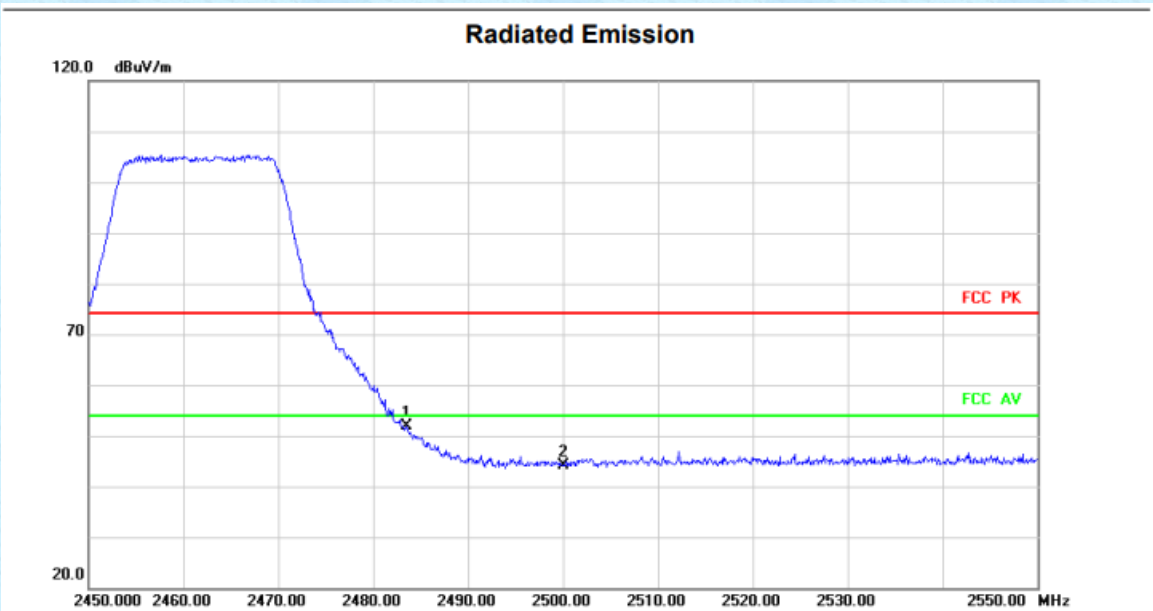

No.	Mk.	Freq.	Reading Level	Correct Factor	Measure-ment	Limit	Over		Antenna Height	Table Degree	
		MHz	dBuV	dB/m	dBuV/m	dBuV/m	dB	Detector	cm	degree	Comment
1	*	2483.500	50.77	1.09	51.86	74.00	-22.14	peak			
2		2500.000	42.85	1.22	44.07	74.00	-29.93	peak			

HORIZONTA

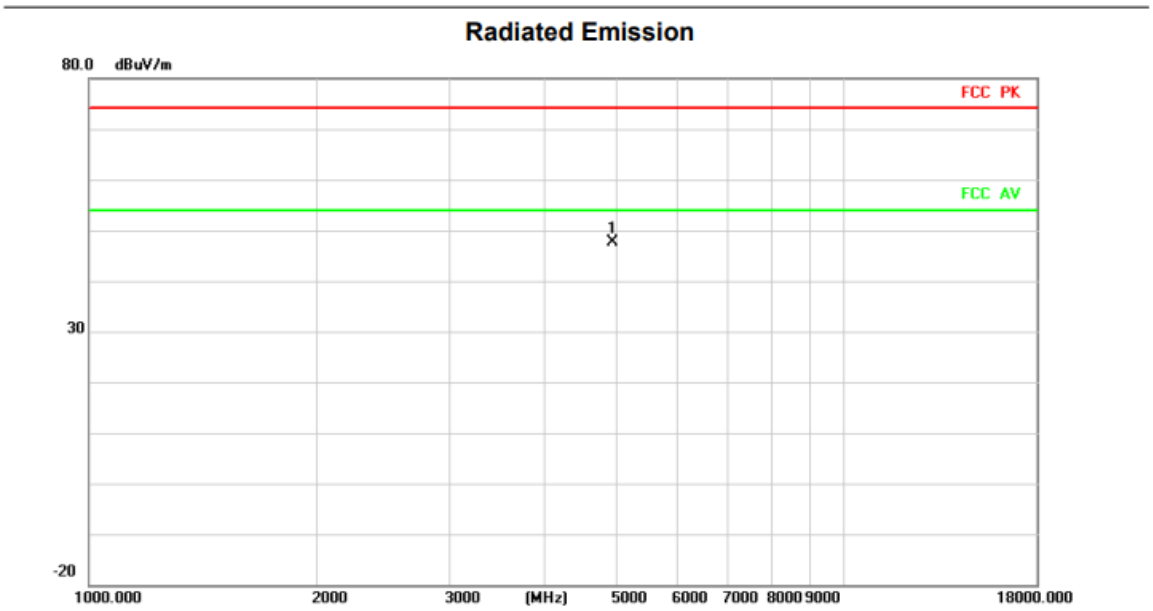

No.	Mk.	Freq.	Reading Level	Correct Factor	Measure-ment	Limit	Over		Antenna Height	Table Degree	
		MHz	dBuV	dB/m	dBuV/m	dBuV/m	dB	Detector	cm	degree	Comment
1	*	4924.000	48.96	-1.29	47.67	74.00	-26.33	peak			

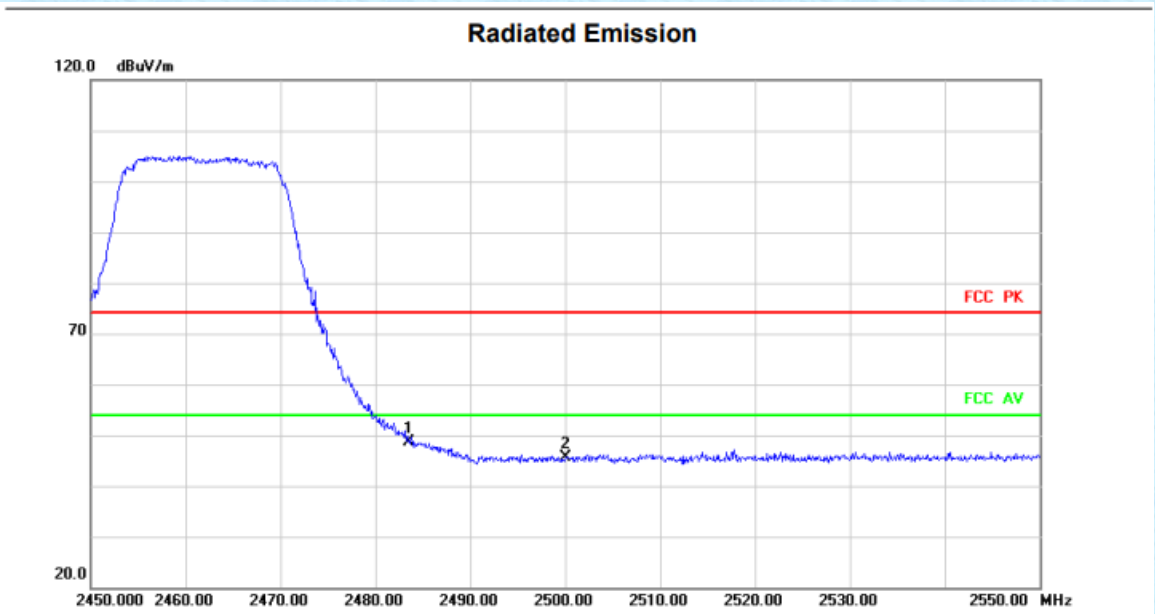

No.	Mk.	Freq.	Reading Level	Correct Factor	Measure-ment	Limit	Over		Antenna Height	Table Degree	
		MHz	dBuV	dB/m	dBuV/m	dBuV/m	dB	Detector	cm	degree	Comment
1	*	2483.500	47.46	1.09	48.55	74.00	-25.45	peak			
2		2500.000	44.35	1.22	45.57	74.00	-28.43	peak			

Test mode:	802.11n(HT40)	Test channel:	3

VERTICAL

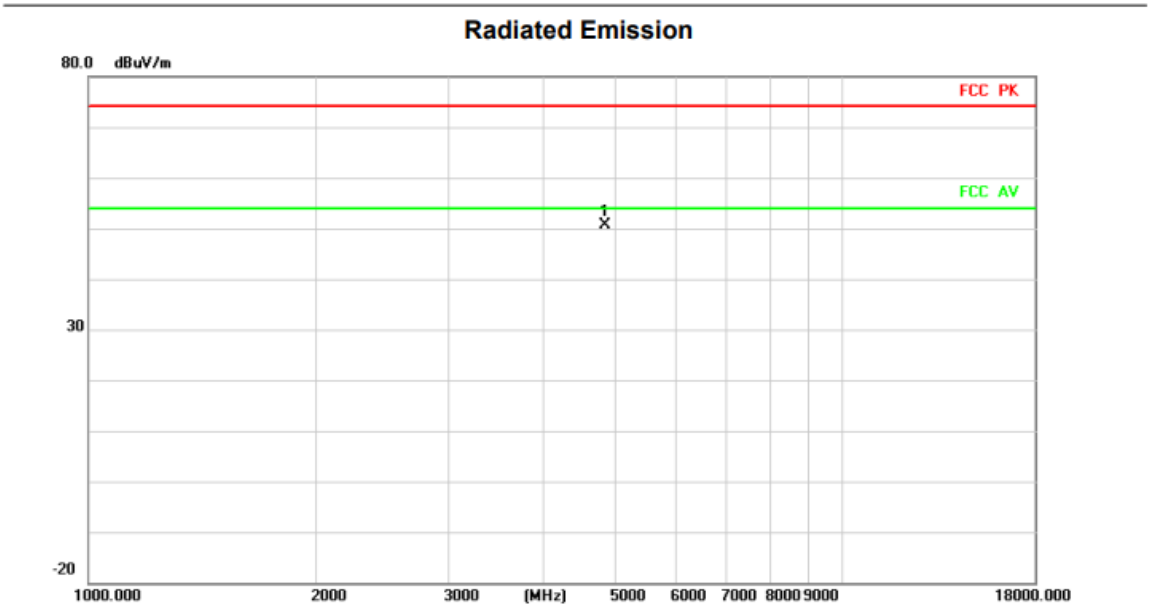

No.	Mk.	Freq.	Reading Level	Correct Factor	Measure-ment	Limit	Over		Antenna Height	Table Degree	
		MHz	dBuV	dB/m	dBuV/m	dBuV/m	dB	Detector	cm	degree	Comment
1	*	4844.000	52.35	-1.77	50.58	74.00	-23.42	peak			

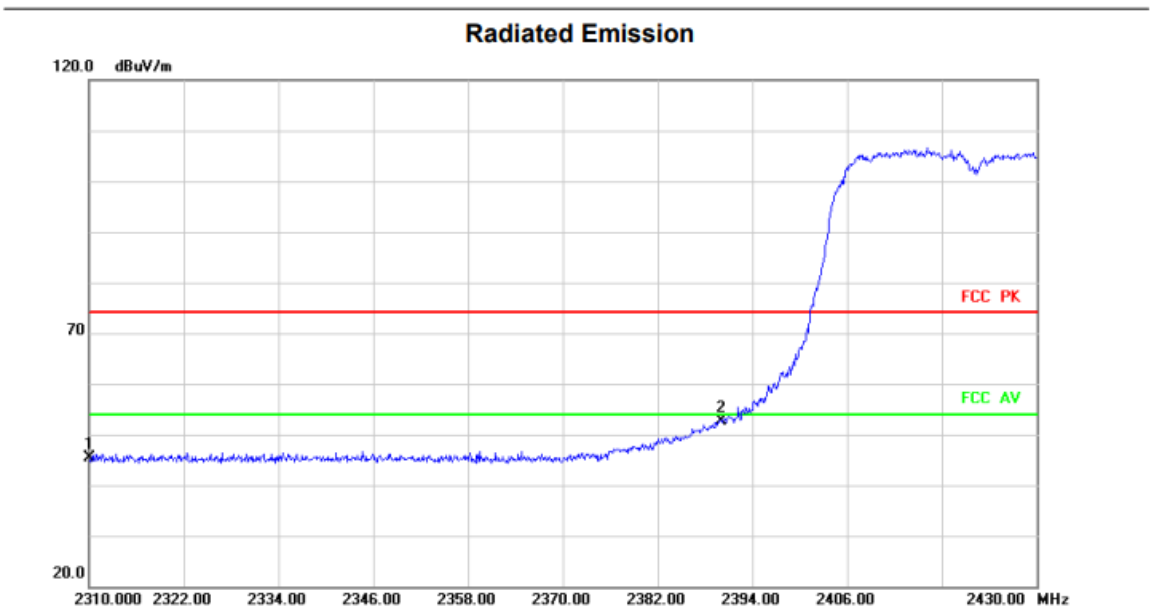

No.	Mk.	Freq.	Reading Level	Correct Factor	Measure-ment	Limit	Over		Antenna Height	Table Degree	
		MHz	dBuV	dB/m	dBuV/m	dBuV/m	dB	Detector	cm	degree	Comment
1		2310.000	45.10	0.19	45.29	74.00	-28.71	peak			
2	*	2390.000	52.21	0.41	52.62	74.00	-21.38	peak			

HORIZONTA

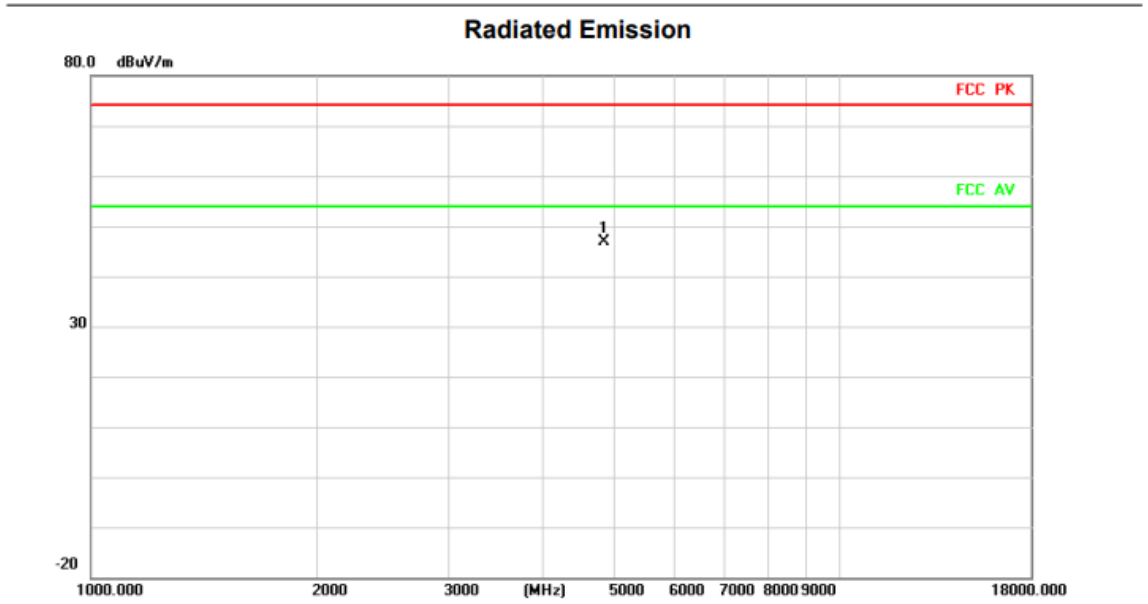

No.	Mk.	Freq.	Reading Level	Correct Factor	Measure-ment	Limit	Over		Antenna Height	Table Degree	
		MHz	dBuV	dB/m	dBuV/m	dBuV/m	dB	Detector	cm	degree	Comment
1	*	4844.000	48.63	-1.77	46.86	74.00	-27.14	peak			

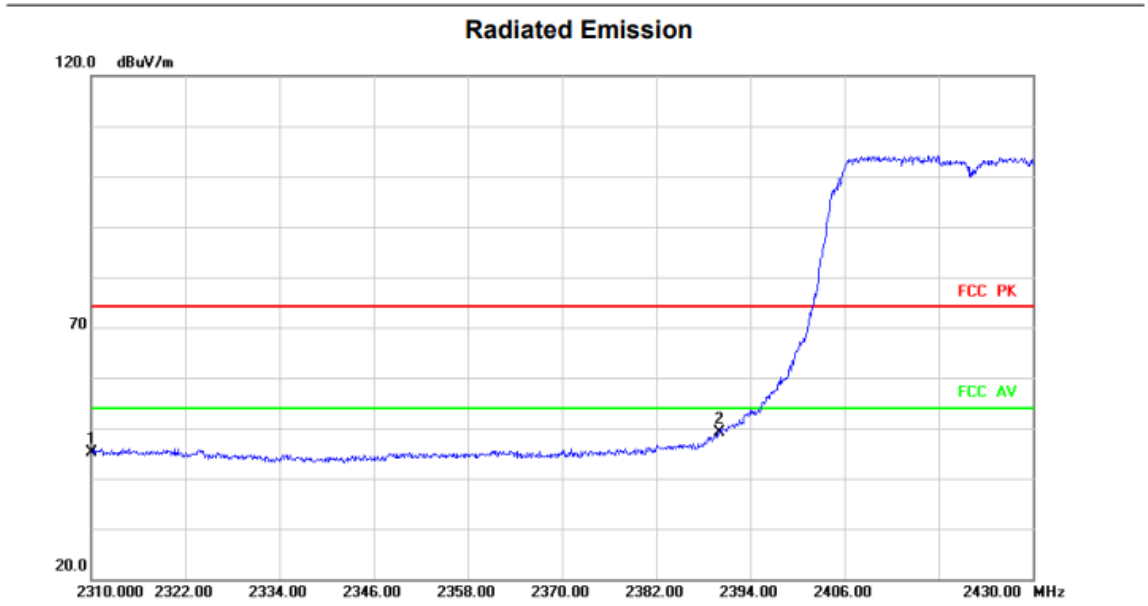

No.	Mk.	Freq.	Reading Level	Correct Factor	Measure-ment	Limit	Over		Antenna Height	Table Degree	
		MHz	dBuV	dB/m	dBuV/m	dBuV/m	dB	Detector	cm	degree	Comment
1		2310.000	44.90	0.19	45.09	74.00	-28.91	peak			
2	*	2390.000	48.66	0.41	49.07	74.00	-24.93	peak			

Test mode:	802.11n(HT40)	Test channel:	6

VERTICAL

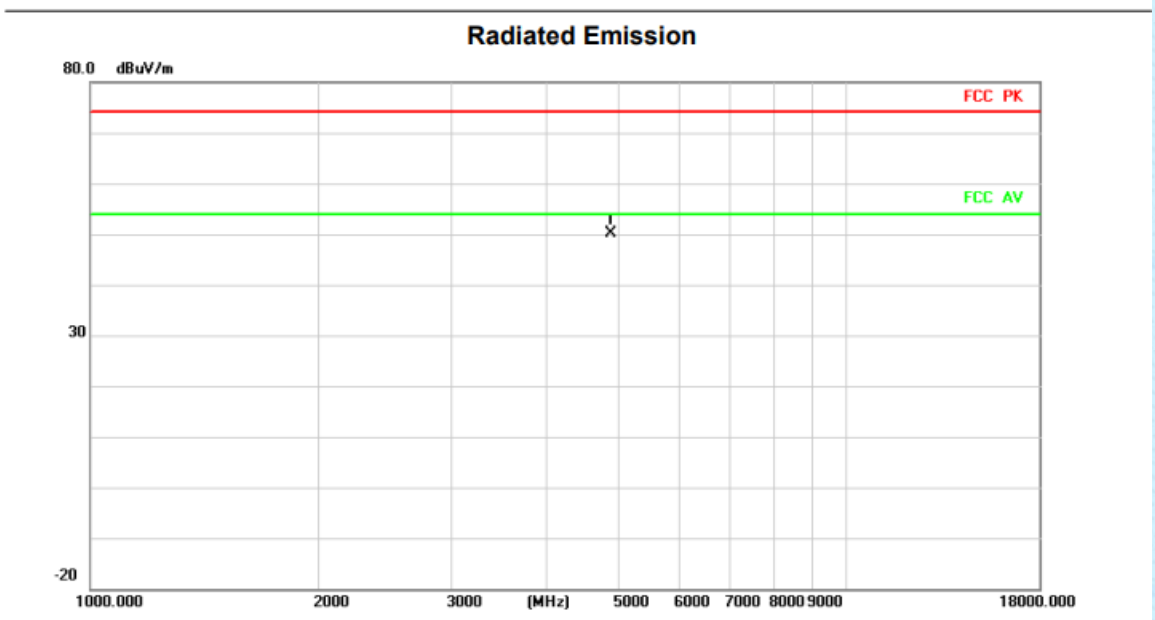

No.	Mk.	Freq.	Reading Level	Correct Factor	Measure-ment	Limit	Over		Antenna Height	Table Degree	
		MHz	dBuV	dB/m	dBuV/m	dBuV/m	dB	Detector	cm	degree	Comment
1	*	4874.000	51.76	-1.59	50.17	74.00	-23.83	peak			

HORIZONTA

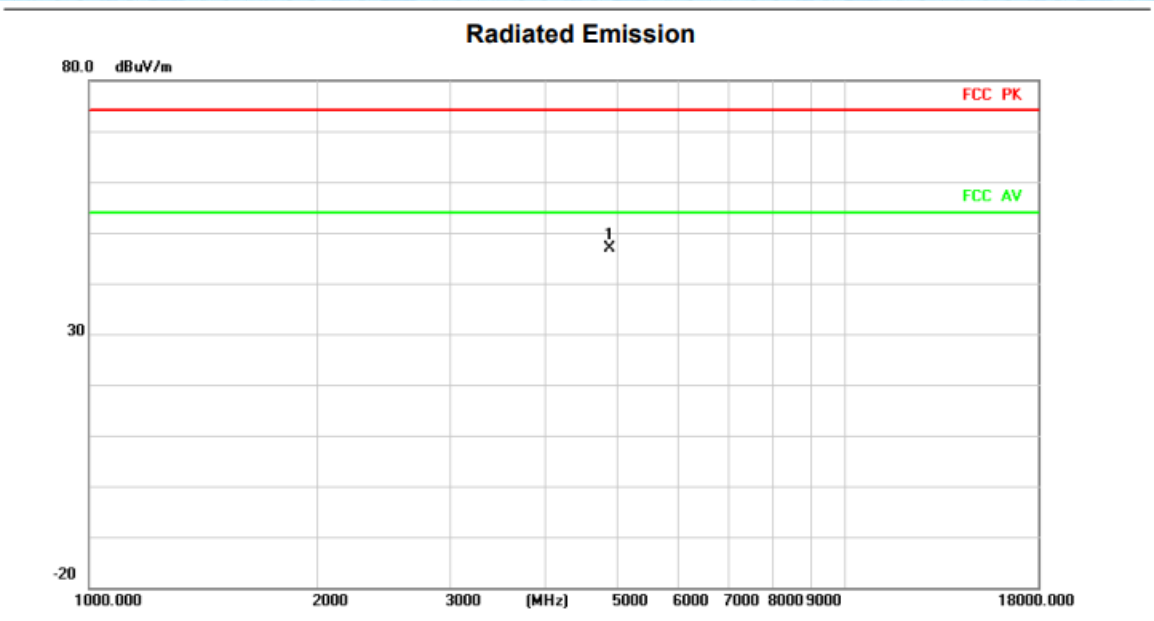

No.	Mk.	Freq.	Reading Level	Correct Factor	Measure-ment	Limit	Over		Antenna Height	Table Degree	
		MHz	dBuV	dB/m	dBuV/m	dBuV/m	dB	Detector	cm	degree	Comment
1	*	4874.000	48.47	-1.59	46.88	74.00	-27.12	peak			

Test mode:	802.11n(HT40)	Test channel:	9

VERTICAL

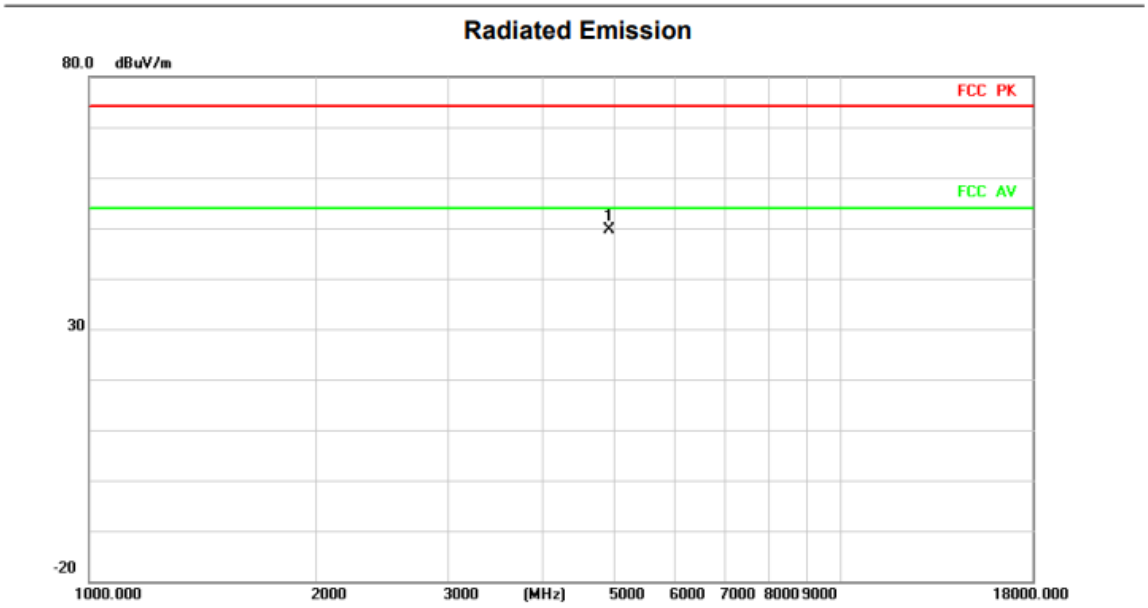

No.	Mk.	Freq.	Reading Level	Correct Factor	Measure-ment	Limit	Over		Antenna Height	Table Degree	
		MHz	dBuV	dB/m	dBuV/m	dBuV/m	dB	Detector	cm	degree	Comment
1	*	4904.000	51.08	-1.41	49.67	74.00	-24.33	peak			

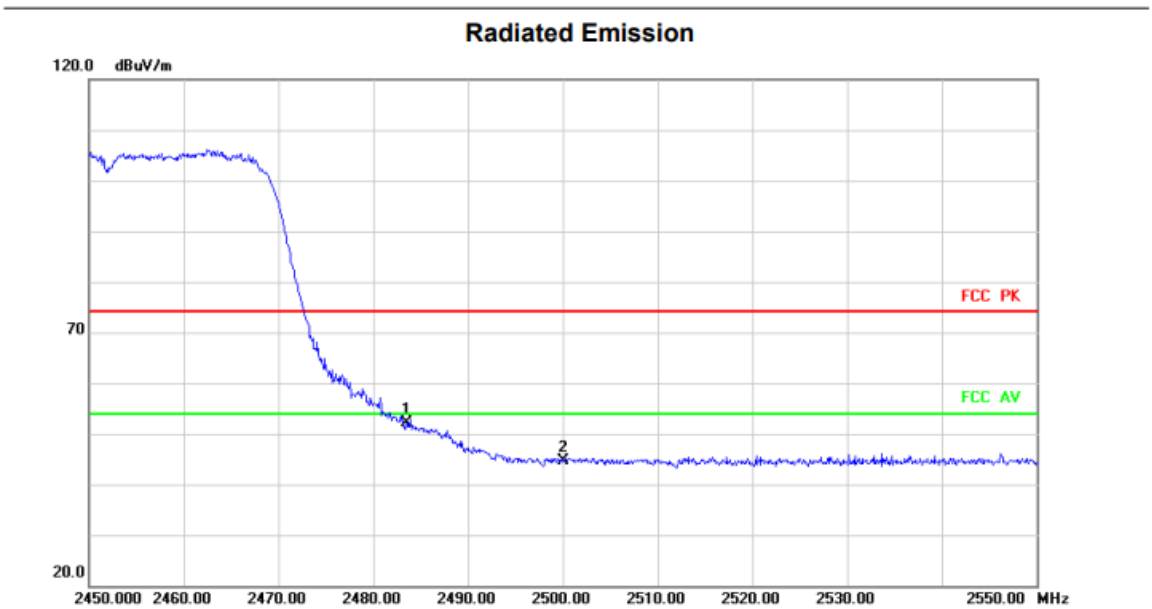

No.	Mk.	Freq.	Reading Level	Correct Factor	Measure-ment	Limit	Over		Antenna Height	Table Degree	
		MHz	dBuV	dB/m	dBuV/m	dBuV/m	dB	Detector	cm	degree	Comment
1	*	2483.500	50.95	1.09	52.04	74.00	-21.96	peak			
2		2500.000	43.36	1.22	44.58	74.00	-29.42	peak			

HORIZONTA

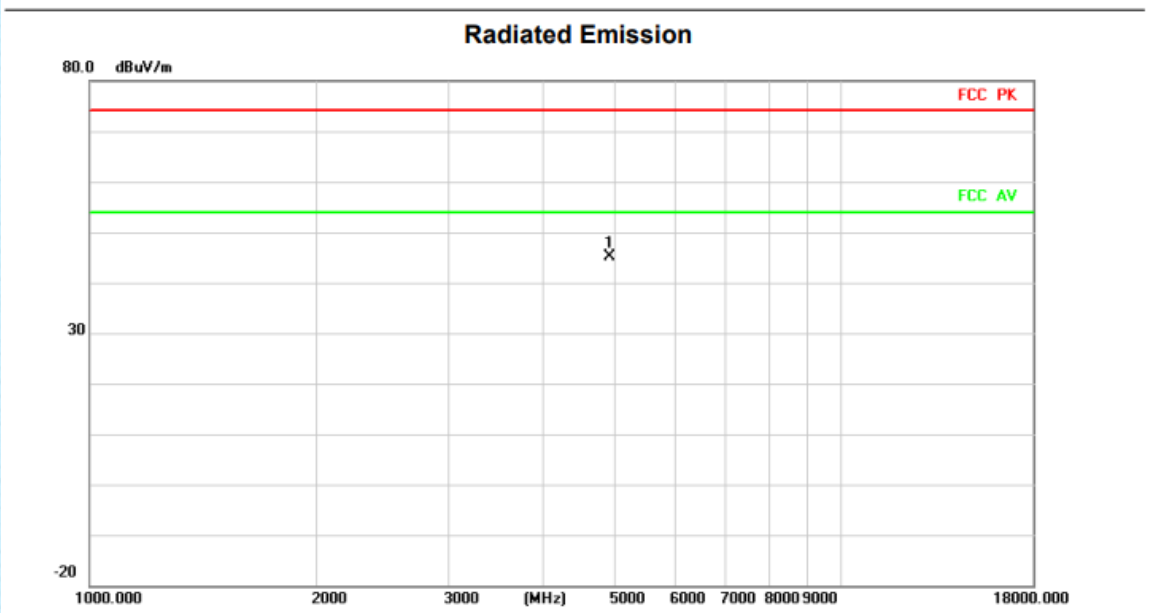

No.	Mk.	Freq.	Reading Level	Correct Factor	Measure-ment	Limit	Over		Antenna Height	Table Degree	
		MHz	dBuV	dB/m	dBuV/m	dBuV/m	dB	Detector	cm	degree	Comment
1	*	4904.000	46.65	-1.41	45.24	74.00	-28.76	peak			

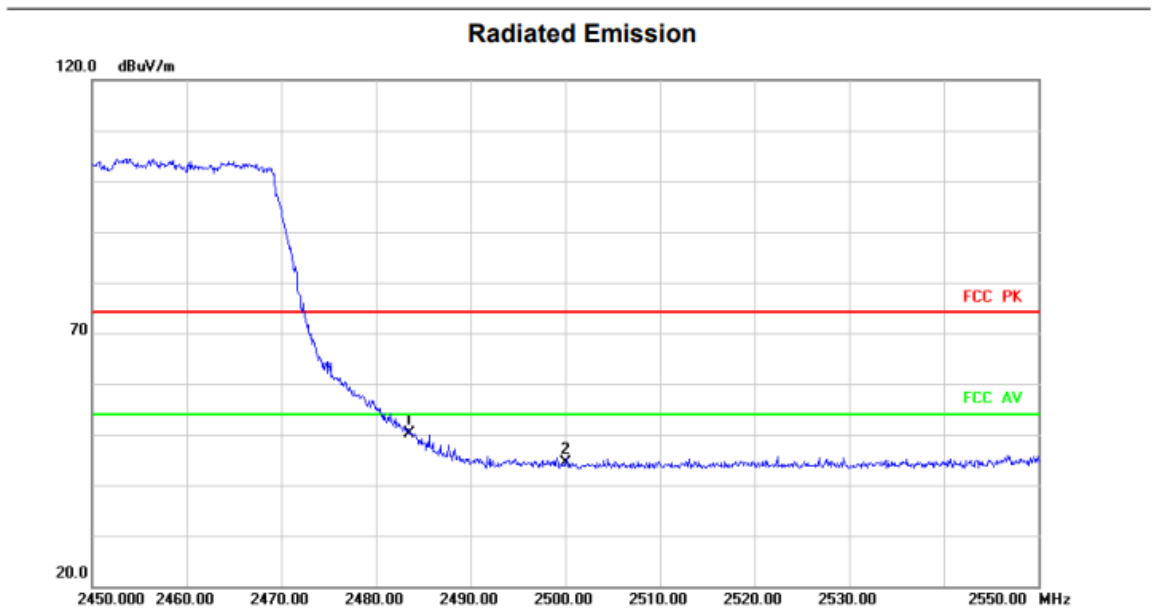

No.	Mk.	Freq.	Reading Level	Correct Factor	Measure-ment	Limit	Over		Antenna Height	Table Degree	
		MHz	dBuV	dB/m	dBuV/m	dBuV/m	dB	Detector	cm	degree	Comment
1	*	2483.500	49.10	1.09	50.19	74.00	-23.81	peak			
2		2500.000	43.20	1.22	44.42	74.00	-29.58	peak			

Test mode:	802.11ax(HT20)	Test channel:	1

VERTICAL

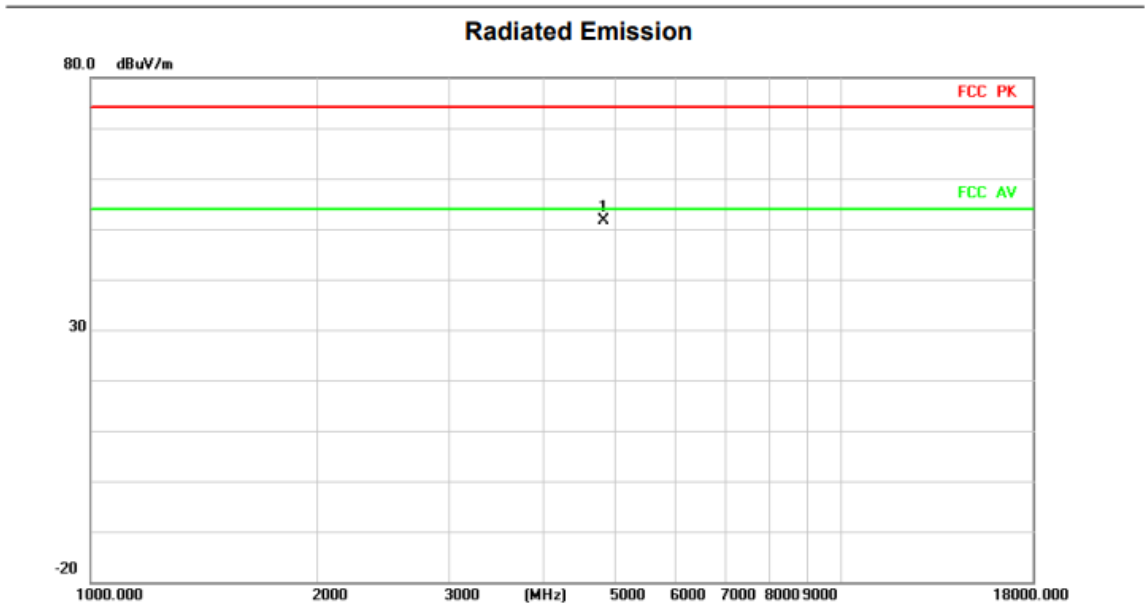

No.	Mk.	Freq.	Reading Level	Correct Factor	Measure-ment	Limit	Over		Antenna Height	Table Degree	
		MHz	dBuV	dB/m	dBuV/m	dBuV/m	dB	Detector	cm	degree	Comment
1	*	4824.000	53.50	-1.88	51.62	74.00	-22.38	peak			

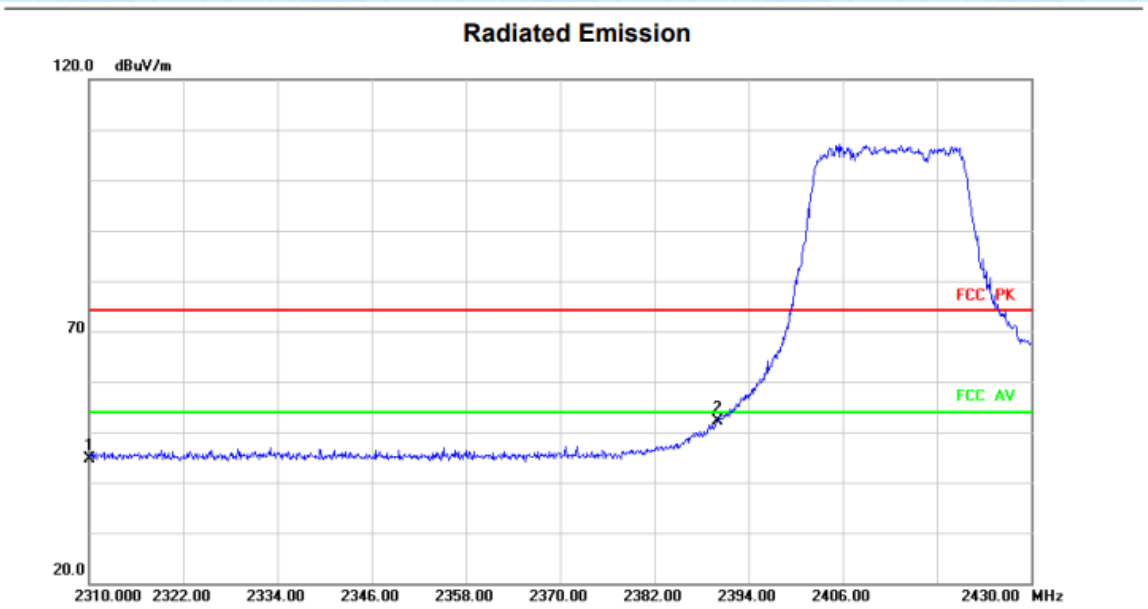

No.	Mk.	Freq.	Reading Level	Correct Factor	Measure-ment	Limit	Over		Antenna Height	Table Degree	
		MHz	dBuV	dB/m	dBuV/m	dBuV/m	dB	Detector	cm	degree	Comment
1		2310.000	44.35	0.19	44.54	74.00	-29.46	peak			
2	*	2390.000	51.72	0.41	52.13	74.00	-21.87	peak			

HORIZONTA

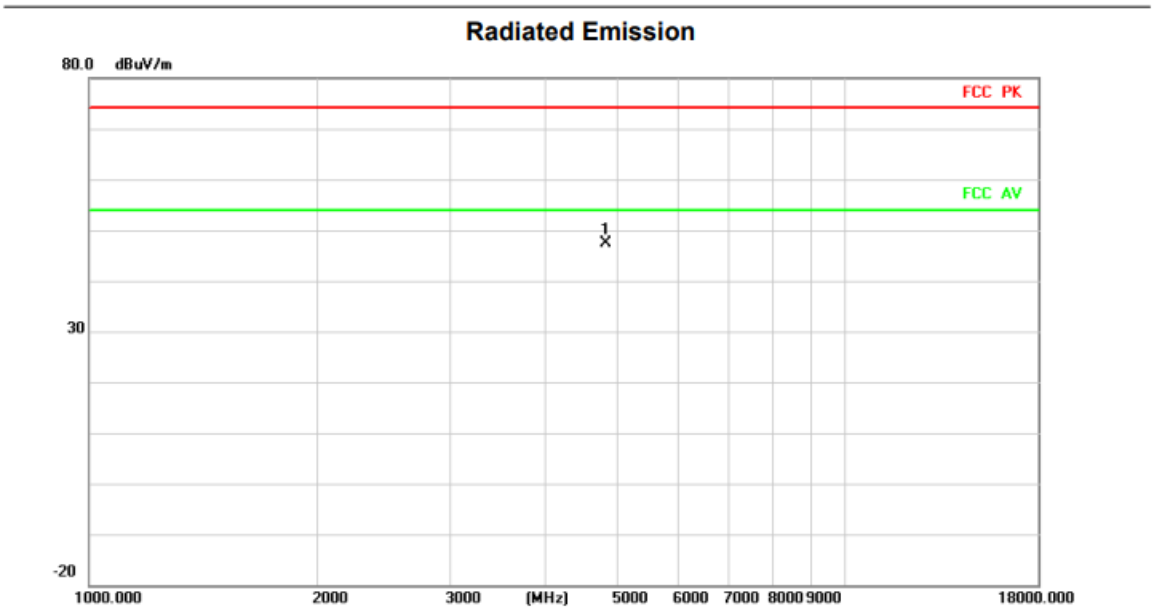

No.	Mk.	Freq.	Reading Level	Correct Factor	Measure-ment	Limit	Over		Antenna Height	Table Degree	
		MHz	dBuV	dB/m	dBuV/m	dBuV/m	dB	Detector	cm	degree	Comment
1	*	4824.000	49.23	-1.88	47.35	74.00	-26.65	peak			

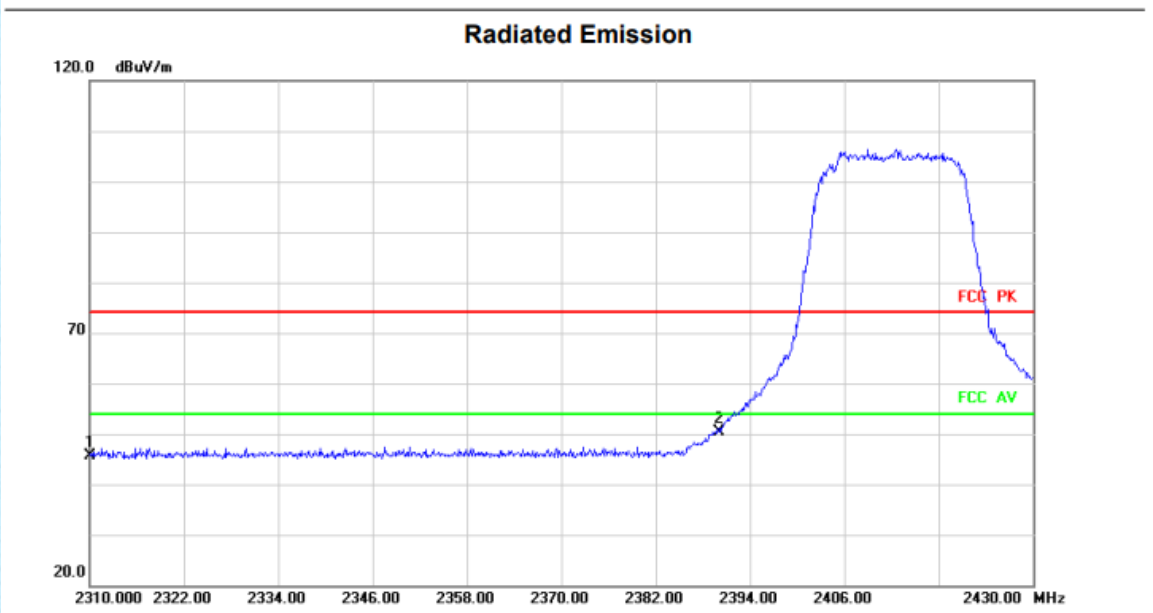

No.	Mk.	Freq.	Reading Level	Correct Factor	Measure-ment	Limit	Over		Antenna Height	Table Degree	
		MHz	dBuV	dB/m	dBuV/m	dBuV/m	dB	Detector	cm	degree	Comment
1		2310.000	45.33	0.19	45.52	74.00	-28.48	peak			
2	*	2390.000	49.98	0.41	50.39	74.00	-23.61	peak			

Test mode:	802.11ax(HT20)	Test channel:	6

VERTICAL

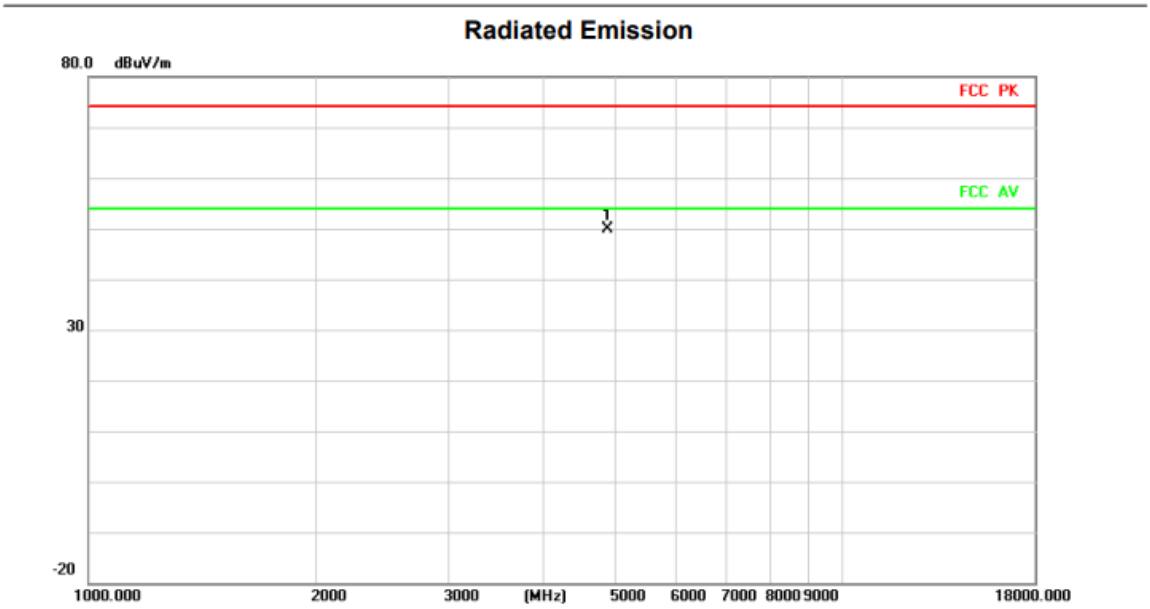

No.	Mk.	Freq.	Reading Level	Correct Factor	Measure-ment	Limit	Over		Antenna Height	Table Degree	
		MHz	dBuV	dB/m	dBuV/m	dBuV/m	dB	Detector	cm	degree	Comment
1	*	4874.000	51.39	-1.59	49.80	74.00	-24.20	peak			

HORIZONTA

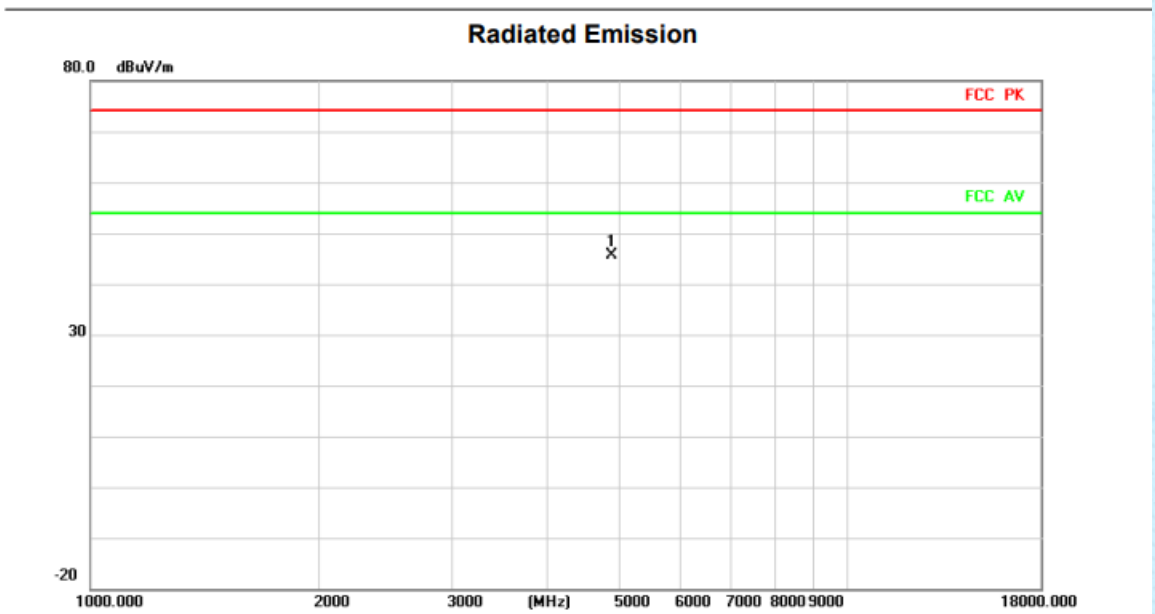

No.	Mk.	Freq.	Reading Level	Correct Factor	Measure-ment	Limit	Over		Antenna Height	Table Degree	
		MHz	dBuV	dB/m	dBuV/m	dBuV/m	dB	Detector	cm	degree	Comment
1	*	4874.000	47.17	-1.59	45.58	74.00	-28.42	peak			

Test mode:	802.11ax(HT20)	Test channel:	11

VERTICAL

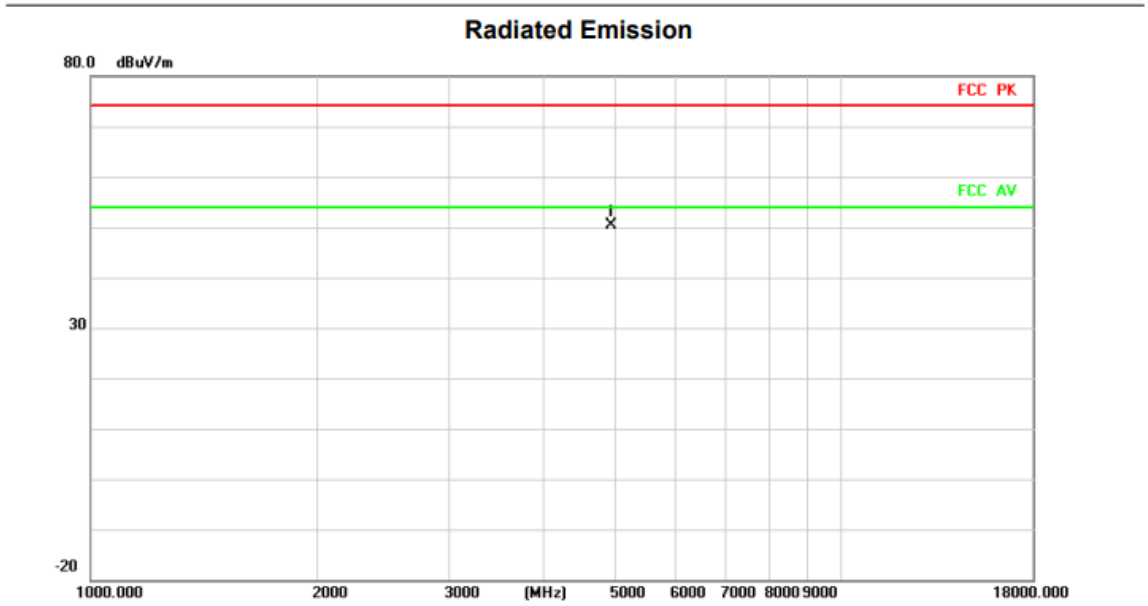

No.	Mk.	Freq.	Reading Level	Correct Factor	Measure-ment	Limit	Over		Antenna Height	Table Degree	
		MHz	dBuV	dB/m	dBuV/m	dBuV/m	dB	Detector	cm	degree	Comment
1	*	4924.000	51.70	-1.29	50.41	74.00	-23.59	peak			

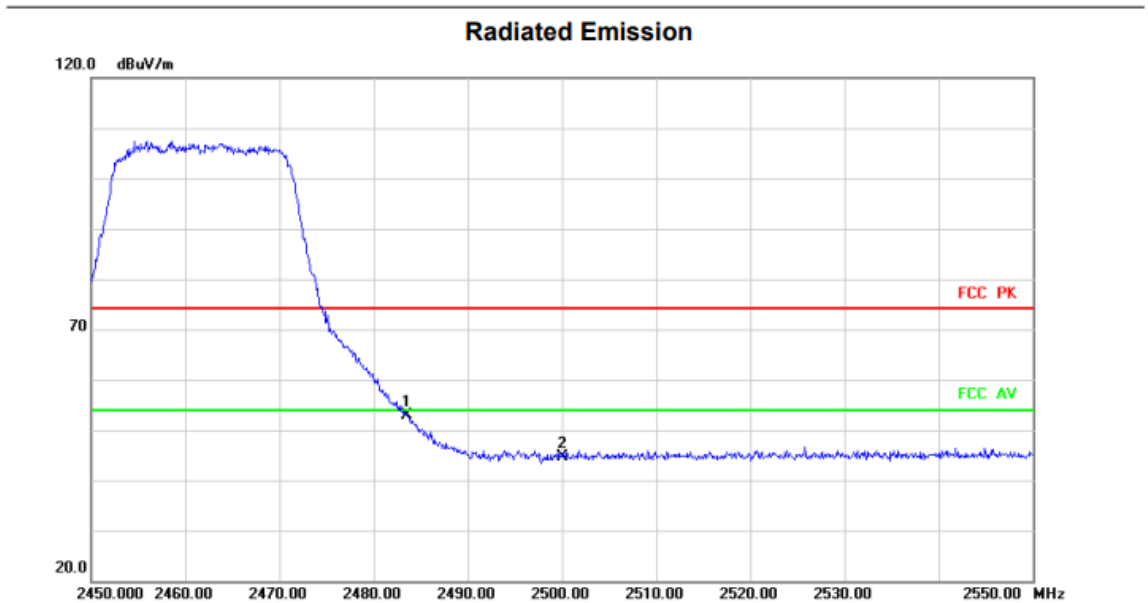

No.	Mk.	Freq.	Reading Level	Correct Factor	Measure-ment	Limit	Over		Antenna Height	Table Degree	
		MHz	dBuV	dB/m	dBuV/m	dBuV/m	dB	Detector	cm	degree	Comment
1	*	2483.500	51.81	1.09	52.90	74.00	-21.10	peak			
2		2500.000	43.29	1.22	44.51	74.00	-29.49	peak			

HORIZONTA

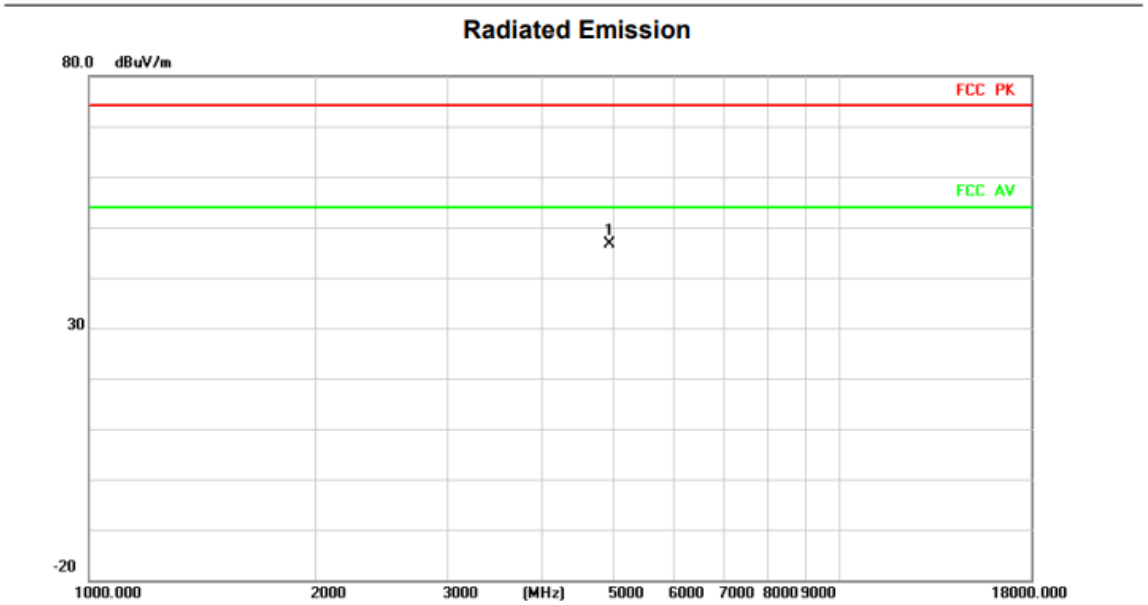

No.	Mk.	Freq.	Reading Level	Correct Factor	Measure-ment	Limit	Over		Antenna Height	Table Degree	
		MHz	dBuV	dB/m	dBuV/m	dBuV/m	dB	Detector	cm	degree	Comment
1	*	4924.000	47.97	-1.29	46.68	74.00	-27.32	peak			

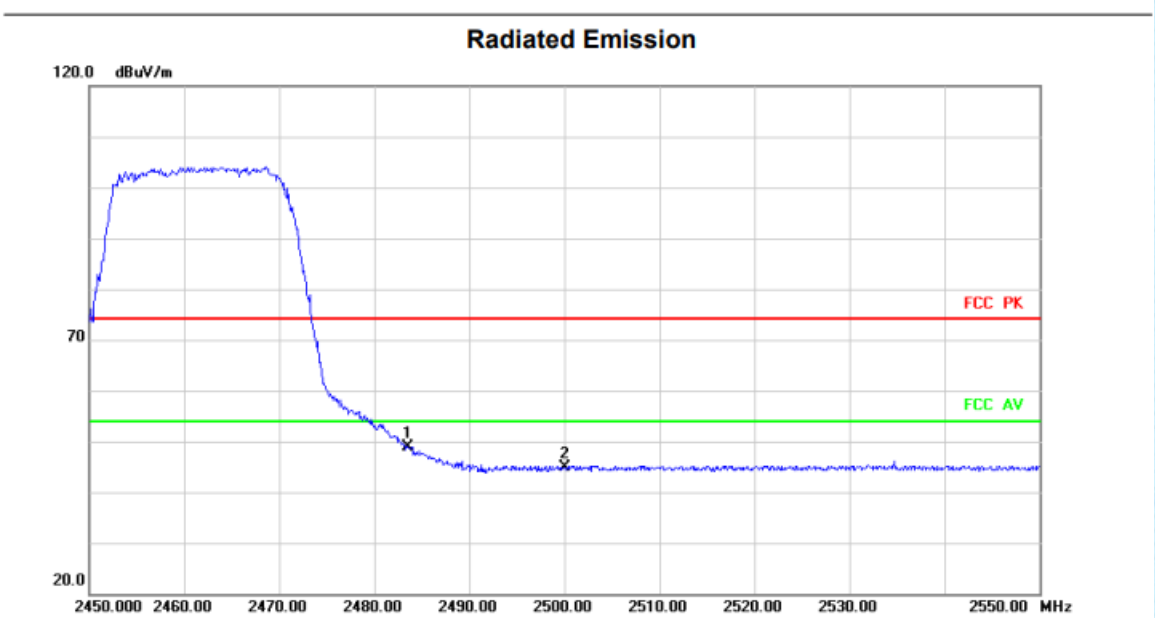

No.	Mk.	Freq.	Reading Level	Correct Factor	Measure-ment	Limit	Over		Antenna Height	Table Degree	
		MHz	dBuV	dB/m	dBuV/m	dBuV/m	dB	Detector	cm	degree	Comment
1	*	2483.500	47.69	1.09	48.78	74.00	-25.22	peak			
2		2500.000	43.77	1.22	44.99	74.00	-29.01	peak			

Test mode:	802.11ax(HT40)	Test channel:	3

VERTICAL

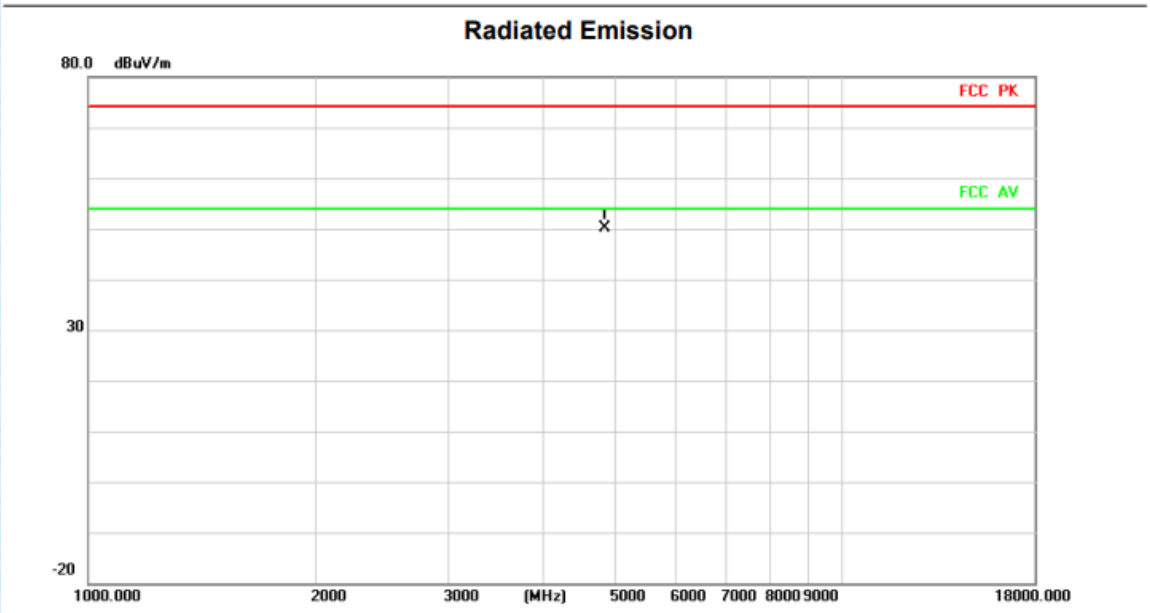

No.	Mk.	Freq.	Reading Level	Correct Factor	Measure-ment	Limit	Over		Antenna Height	Table Degree	
		MHz	dBuV	dB/m	dBuV/m	dBuV/m	dB	Detector	cm	degree	Comment
1	*	4844.000	52.02	-1.77	50.25	74.00	-23.75	peak			

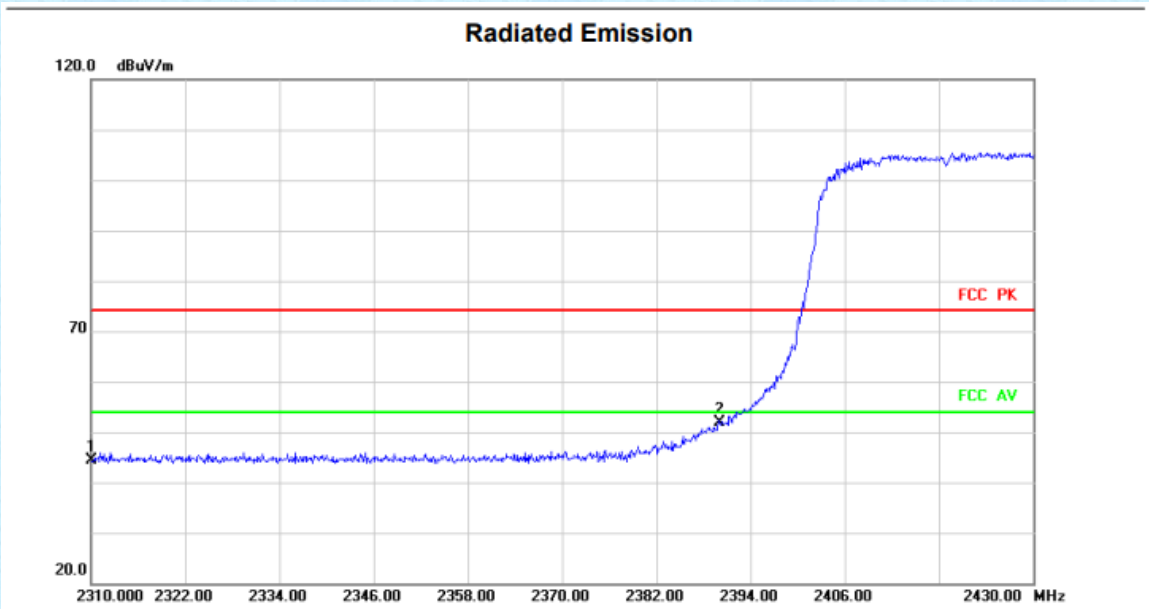

No.	Mk.	Freq.	Reading Level	Correct Factor	Measure-ment	Limit	Over		Antenna Height	Table Degree	
		MHz	dBuV	dB/m	dBuV/m	dBuV/m	dB	Detector	cm	degree	Comment
1		2310.000	44.31	0.19	44.50	74.00	-29.50	peak			
2	*	2390.000	51.43	0.41	51.84	74.00	-22.16	peak			

HORIZONTA

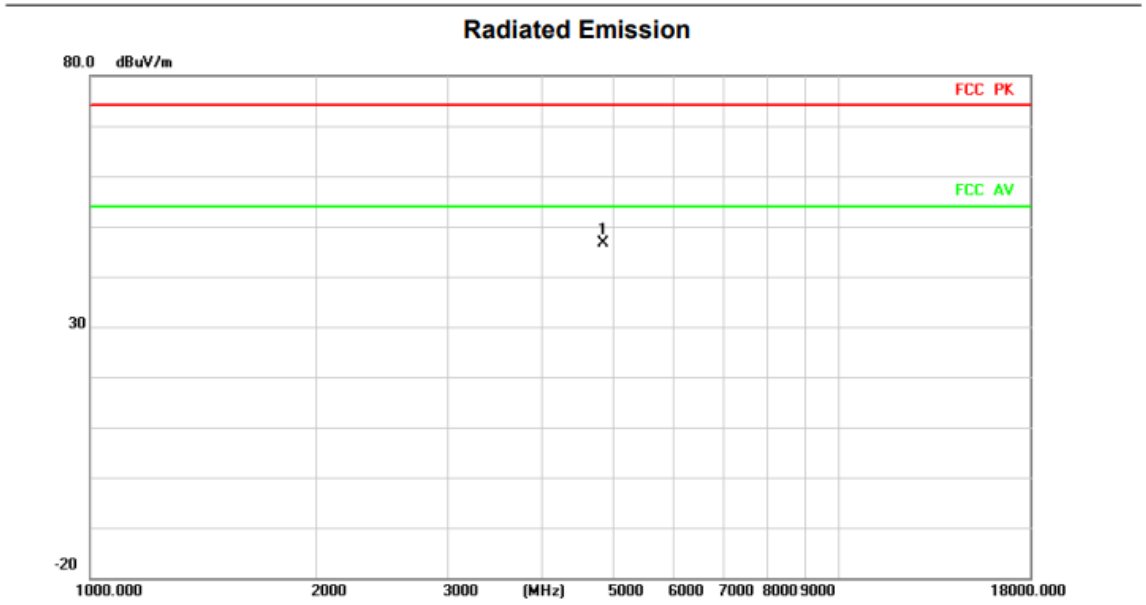

No.	Mk.	Freq.	Reading Level	Correct Factor	Measure-ment	Limit	Over		Antenna Height	Table Degree	
		MHz	dBuV	dB/m	dBuV/m	dBuV/m	dB	Detector	cm	degree	Comment
1	*	4844.000	48.39	-1.77	46.62	74.00	-27.38	peak			

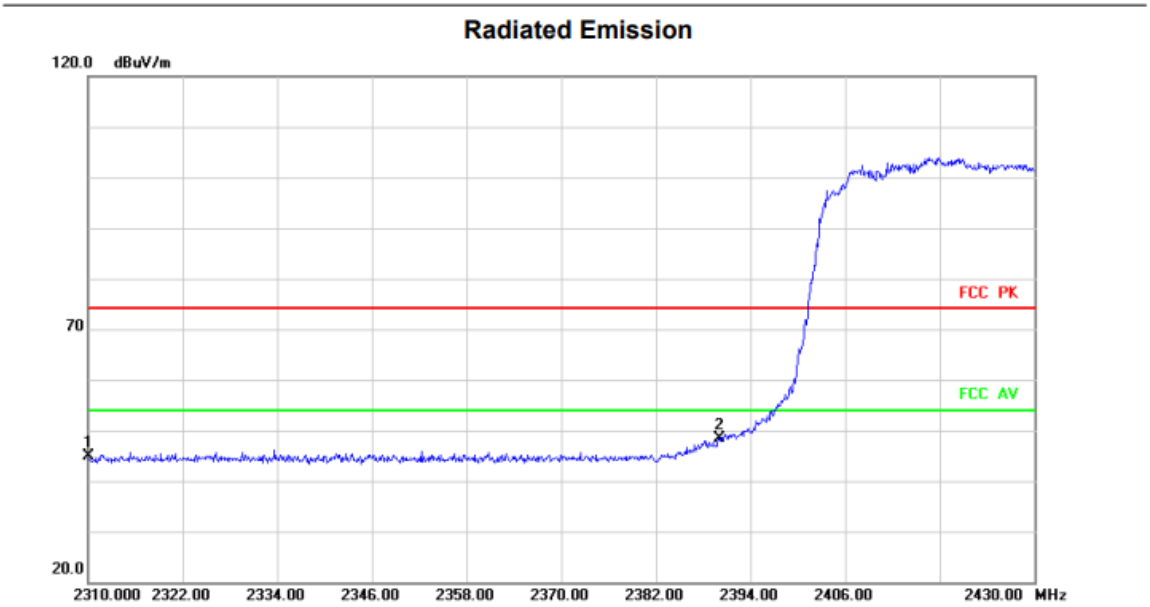

No.	Mk.	Freq.	Reading Level	Correct Factor	Measure-ment	Limit	Over		Antenna Height	Table Degree	
		MHz	dBuV	dB/m	dBuV/m	dBuV/m	dB	Detector	cm	degree	Comment
1		2310.000	44.76	0.19	44.95	74.00	-29.05	peak			
2	*	2390.000	47.95	0.41	48.36	74.00	-25.64	peak			

Test mode:	802.11ax(HT40)	Test channel:	6

VERTICAL

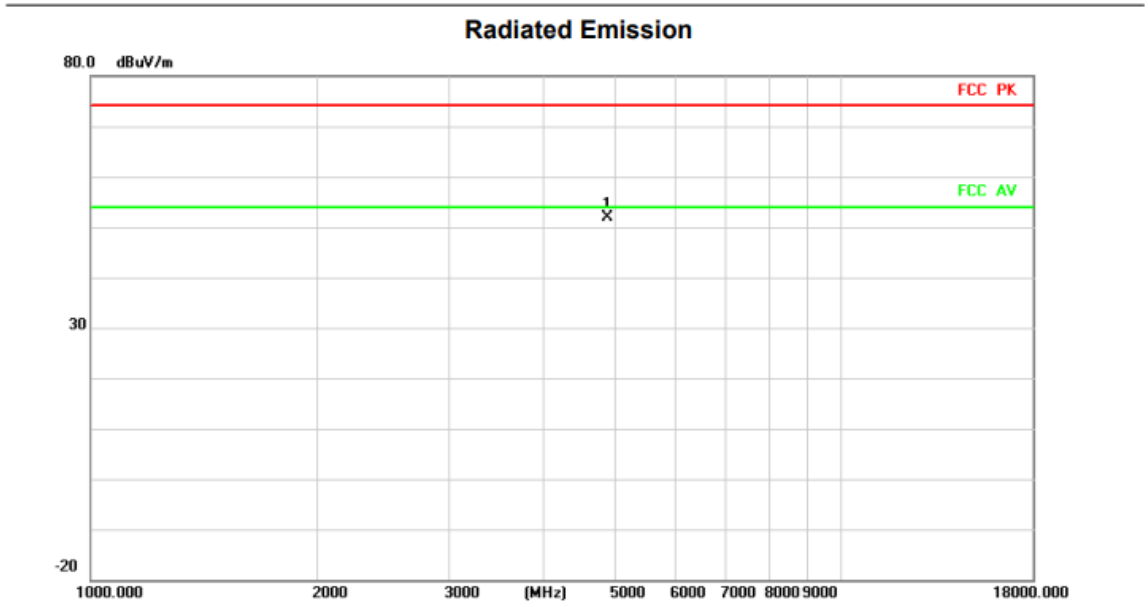

No.	Mk.	Freq.	Reading Level	Correct Factor	Measure-ment	Limit	Over		Antenna Height	Table Degree	
		MHz	dBuV	dB/m	dBuV/m	dBuV/m	dB	Detector	cm	degree	Comment
1	*	4874.000	53.44	-1.59	51.85	74.00	-22.15	peak			

HORIZONTA

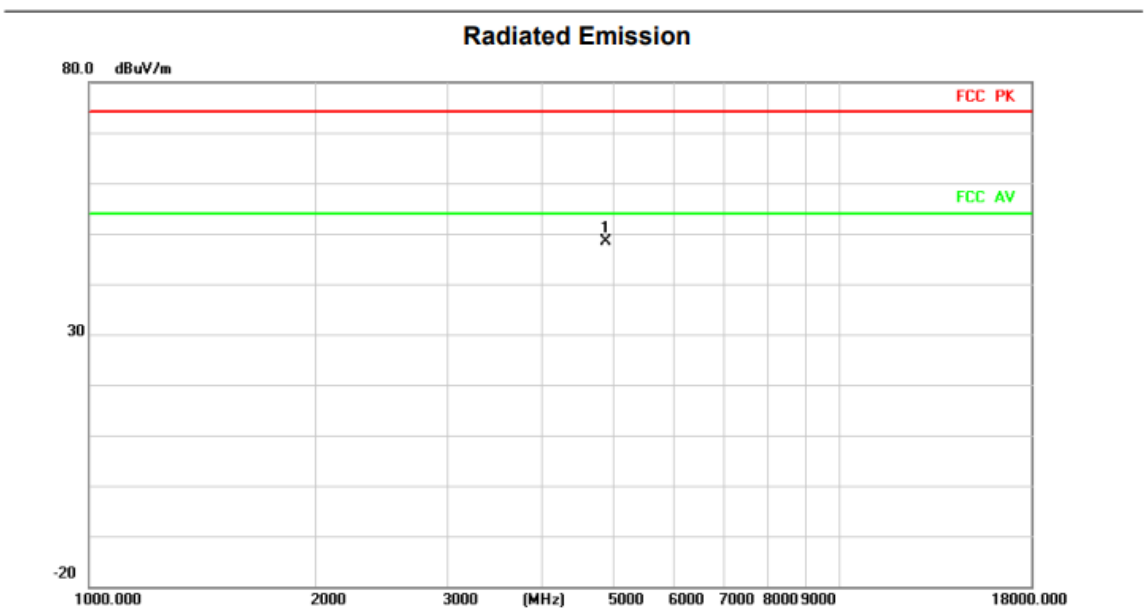

No.	Mk.	Freq.	Reading Level	Correct Factor	Measure-ment	Limit	Over		Antenna Height	Table Degree	
		MHz	dBuV	dB/m	dBuV/m	dBuV/m	dB	Detector	cm	degree	Comment
1	*	4874.000	50.04	-1.59	48.45	74.00	-25.55	peak			

Test mode:	802.11ax(HT40)	Test channel:	9

VERTICAL

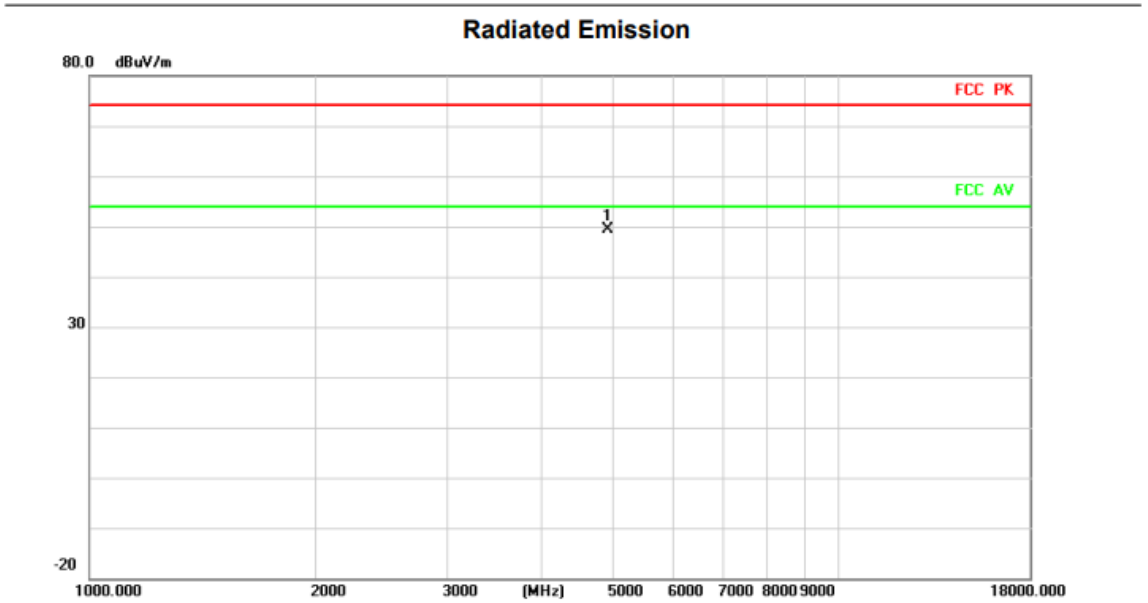

No.	Mk.	Freq.	Reading Level	Correct Factor	Measure-ment	Limit	Over		Antenna Height	Table Degree	
		MHz	dBuV	dB/m	dBuV/m	dBuV/m	dB	Detector	cm	degree	Comment
1	*	4904.000	50.76	-1.41	49.35	74.00	-24.65	peak			

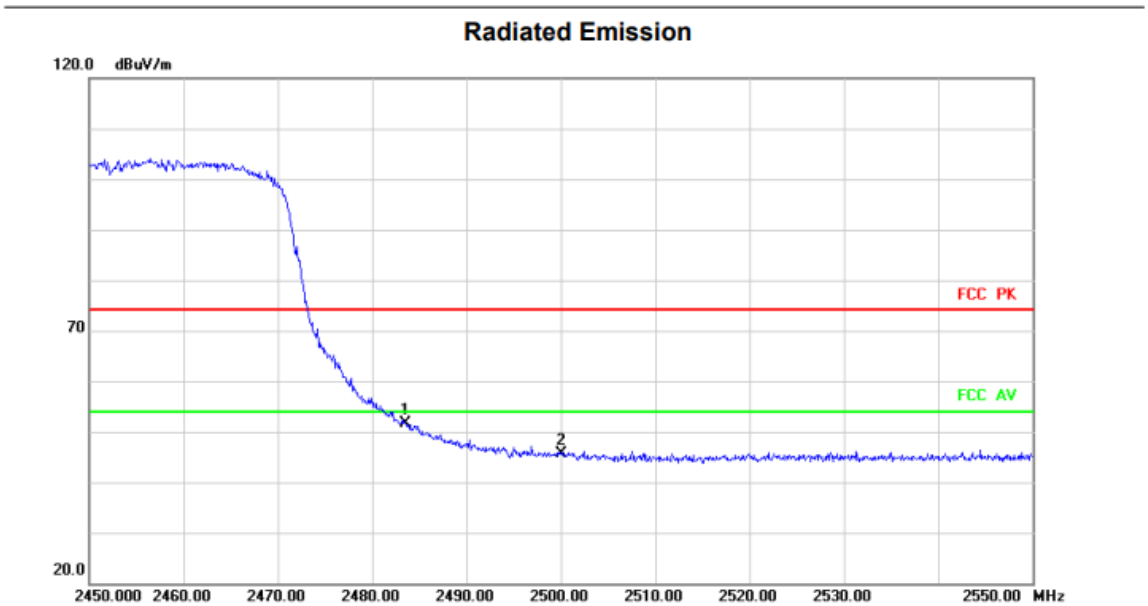

No.	Mk.	Freq.	Reading Level	Correct Factor	Measure-ment	Limit	Over		Antenna Height	Table Degree	
		MHz	dBuV	dB/m	dBuV/m	dBuV/m	dB	Detector	cm	degree	Comment
1	*	2483.500	50.49	1.09	51.58	74.00	-22.42	peak			
2		2500.000	44.38	1.22	45.60	74.00	-28.40	peak			

HORIZONTA

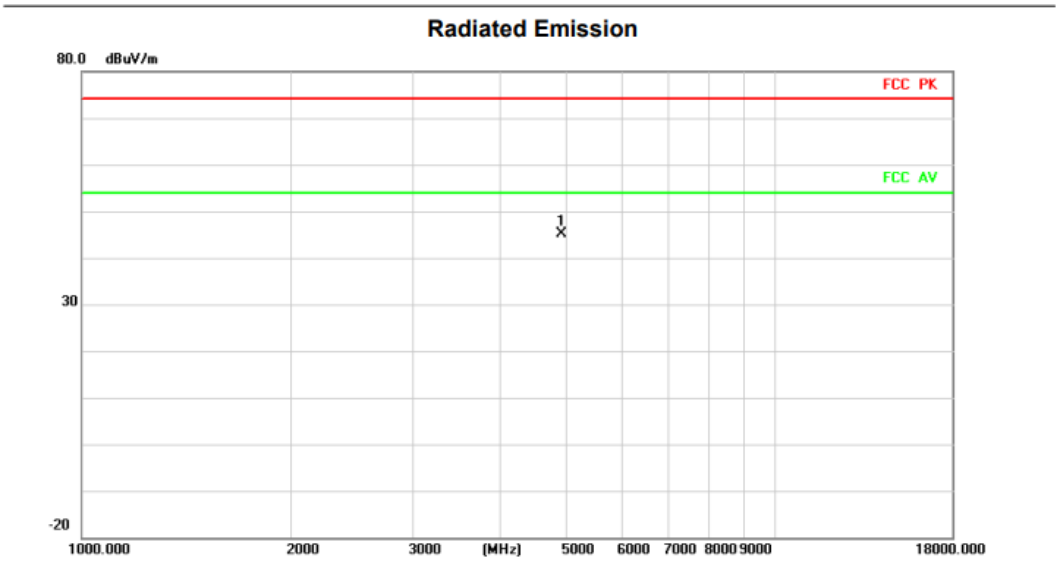

No.	Mk.	Freq.	Reading Level	Correct Factor	Measure-ment	Limit	Over		Antenna Height	Table Degree	
		MHz	dBuV	dB/m	dBuV/m	dBuV/m	dB	Detector	cm	degree	Comment
1	*	4904.000	46.57	-1.41	45.16	74.00	-28.84	peak			

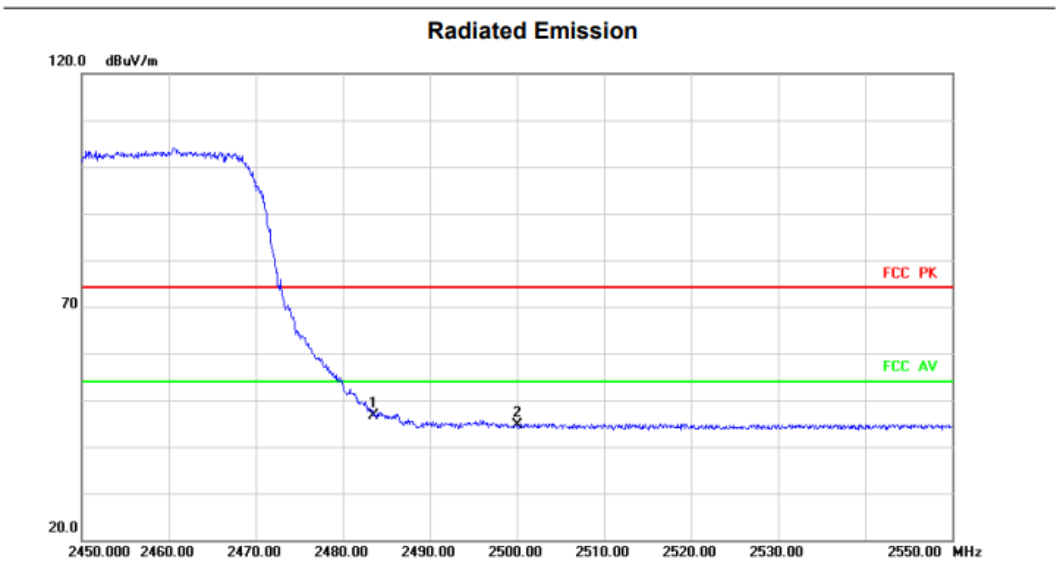

No.	Mk.	Freq.	Reading Level	Correct Factor	Measure-ment	Limit	Over		Antenna Height	Table Degree	
		MHz	dBuV	dB/m	dBuV/m	dBuV/m	dB	Detector	cm	degree	Comment
1	*	2483.500	45.64	1.09	46.73	74.00	-27.27	peak			
2		2500.000	43.48	1.22	44.70	74.00	-29.30	peak			

Notes:

1. *The high frequency, which started from 18GHz to 25GHz, was pre-scanned and the result which was 20dB lower than the limit line was not recorded in this report.*

8 Test Setup Photo

Reference to the **appendix I** for details.

9 EUT Constructional Details

Reference to the **appendix II** for details.

------End------