Min emission bandwidth

Test Mode	Antenna	Freq(MHz)	6db EBW [MHz]	FL[MHz]	FH[MHz]	Limit[MHz]	Verdict
11A-CDD	Ant1	5745	10.360	5738.720	5749.080	0.5	PASS
	Ant2	5745	14.400	5737.480	5751.880	0.5	PASS
	Ant1	5785	16.320	5776.840	5793.160	0.5	PASS
	Ant2	5785	15.040	5777.440	5792.480	0.5	PASS
	Ant1	5825	9.760	5818.120	5827.880	0.5	PASS
	Ant2	5825	15.920	5816.840	5832.760	0.5	PASS
11N20MIMO	Ant1	5745	16.400	5736.960	5753.360	0.5	PASS
	Ant2	5745	17.560	5736.200	5753.760	0.5	PASS
	Ant1	5785	17.560	5776.200	5793.760	0.5	PASS
	Ant2	5785	17.560	5776.200	5793.760	0.5	PASS
	Ant1	5825	17.520	5816.240	5833.760	0.5	PASS
	Ant2	5825	17.520	5816.200	5833.720	0.5	PASS
11N40MIMO	Ant1	5755	36.160	5737.000	5773.160	0.5	PASS
	Ant2	5755	35.760	5736.840	5772.600	0.5	PASS
	Ant1	5795	35.840	5777.240	5813.080	0.5	PASS
	Ant2	5795	34.080	5778.440	5812.520	0.5	PASS
11AC20MIMO	Ant1	5745	13.440	5737.440	5750.880	0.5	PASS
	Ant2	5745	17.560	5736.200	5753.760	0.5	PASS
	Ant1	5785	17.560	5776.200	5793.760	0.5	PASS
	Ant2	5785	16.040	5776.840	5792.880	0.5	PASS
	Ant1	5825	17.520	5816.240	5833.760	0.5	PASS
	Ant2	5825	15.920	5816.840	5832.760	0.5	PASS
11AC40MIMO	Ant1	5755	35.520	5737.400	5772.920	0.5	PASS
	Ant2	5755	35.680	5736.840	5772.520	0.5	PASS
	Ant1	5795	35.280	5777.480	5812.760	0.5	PASS
	Ant2	5795	35.040	5777.480	5812.520	0.5	PASS
11AC80MIMO	Ant1	5775	73.920	5737.400	5811.320	0.5	PASS
	Ant2	5775	73.440	5737.400	5810.840	0.5	PASS
11AX20MIMO	Ant1	5745	18.000	5736.040	5754.040	0.5	PASS
	Ant2	5745	18.720	5735.680	5754.400	0.5	PASS
	Ant1	5785	16.880	5776.600	5793.480	0.5	PASS
	Ant2	5785	18.960	5775.440	5794.400	0.5	PASS
	Ant1	5825	18.320	5815.560	5833.880	0.5	PASS
	Ant2	5825	17.640	5816.200	5833.840	0.5	PASS
11AX40MIMO	Ant1	5755	34.960	5738.600	5773.560	0.5	PASS
	Ant2	5755	25.120	5740.520	5765.640	0.5	PASS
	Ant1	5795	31.360	5778.760	5810.120	0.5	PASS
	Ant2	5795	33.760	5777.400	5811.160	0.5	PASS
11AX80MIMO	Ant1	5775	53.920	5750.840	5804.760	0.5	PASS
	Ant2	5775	72.800	5737.080	5809.880	0.5	PASS

11A-CDD-Ant1-5745

11A-CDD-Ant2-5745

11A-CDD-Ant1-5785

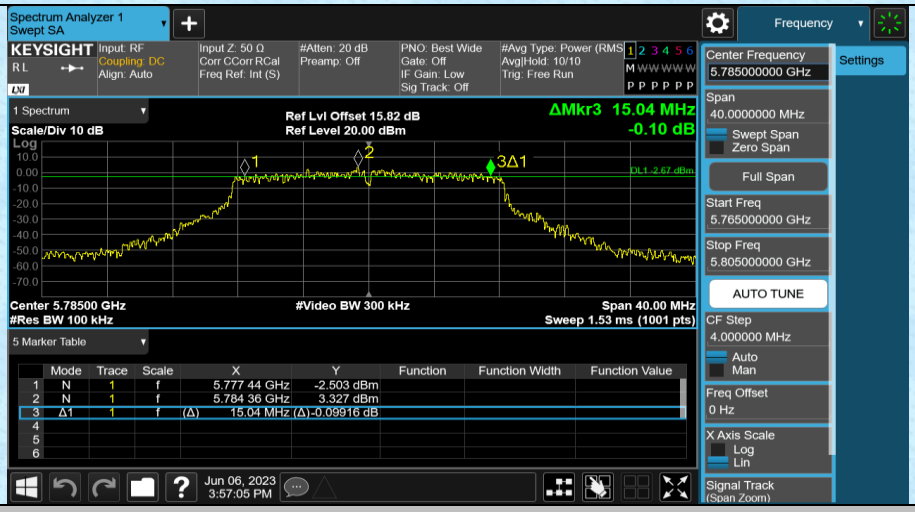

11A-CDD-Ant2-5785

11A-CDD-Ant1-5825

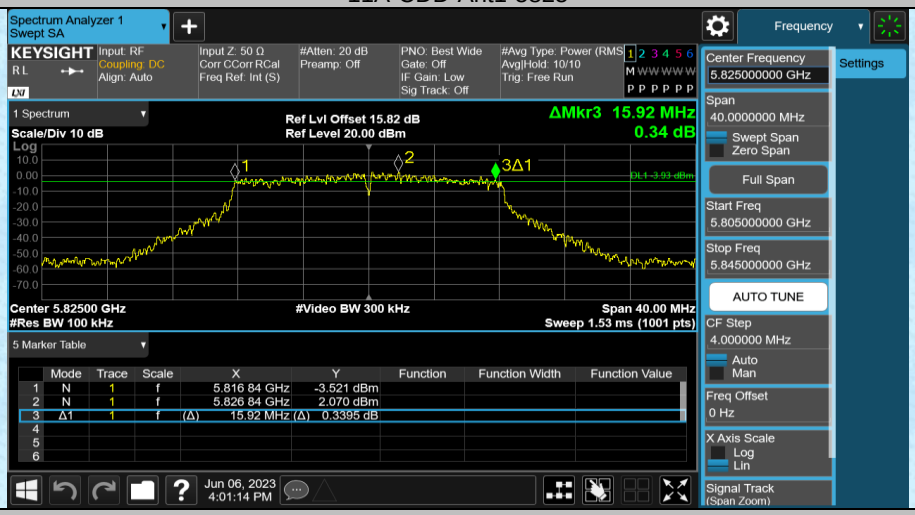

11A-CDD-Ant2-5825

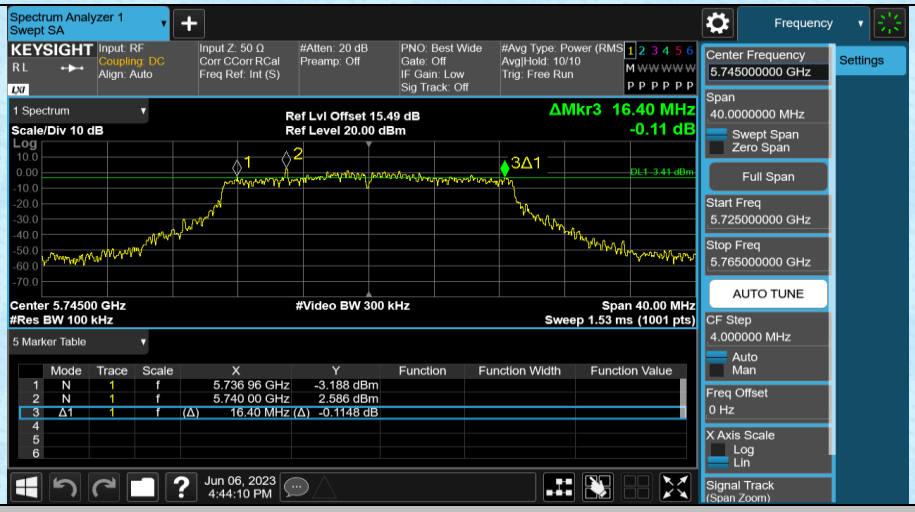

11N20MIMO-Ant1-5745

11N20MIMO-Ant2-5745

11N20MIMO-Ant1-5785

11N20MIMO-Ant2-5785

11N20MIMO-Ant1-5825

11N20MIMO-Ant2-5825

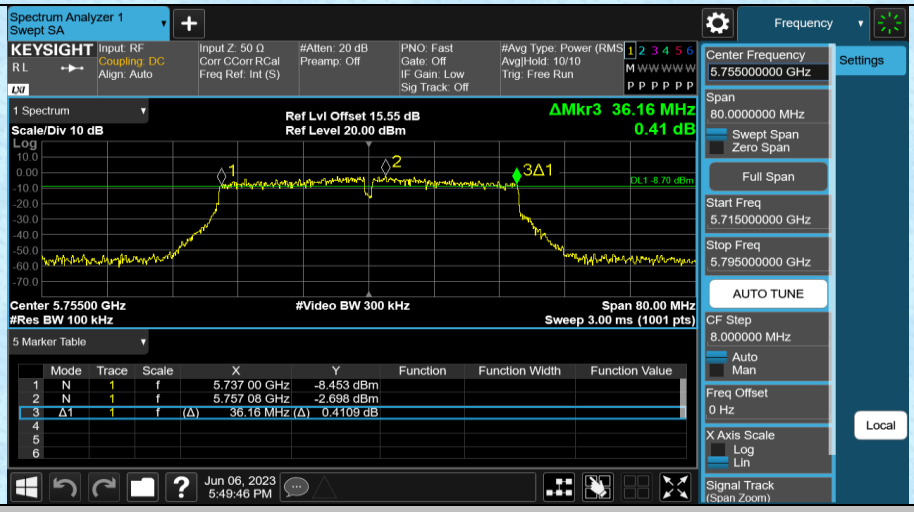

11N40MIMO-Ant1-5755

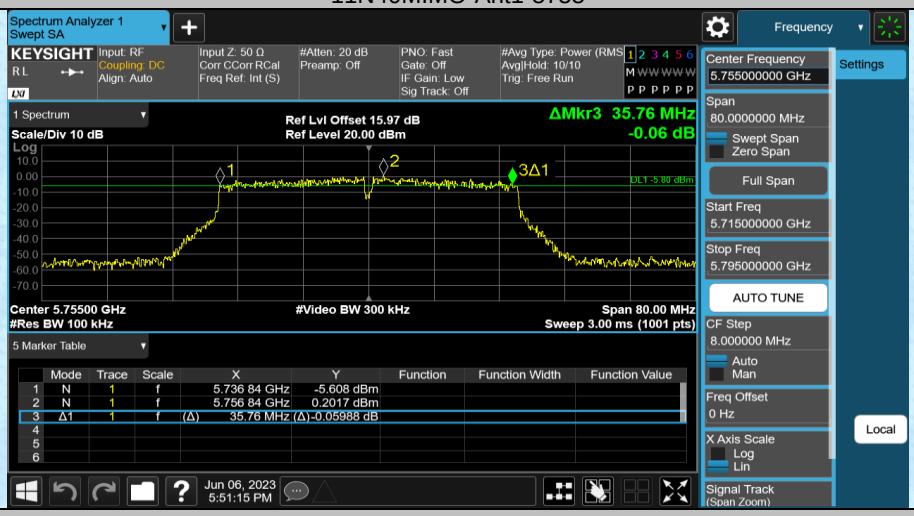

11N40MIMO-Ant2-5755

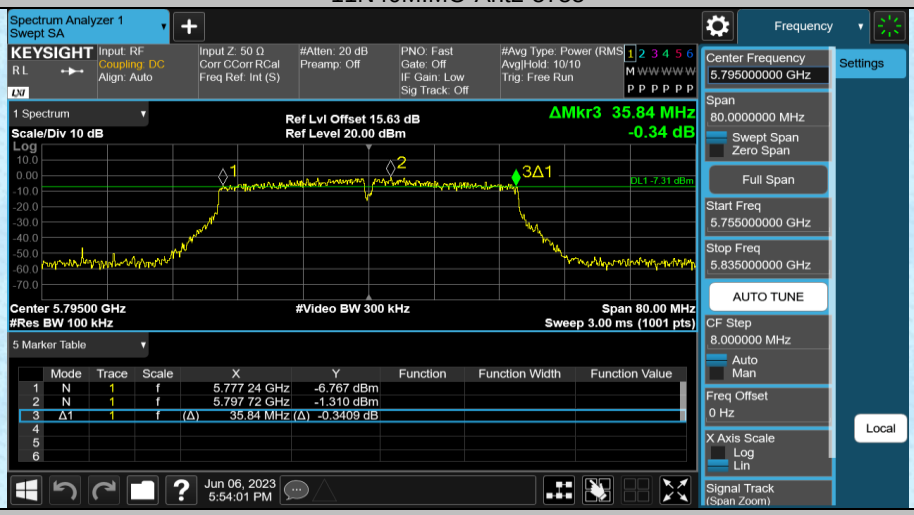

11N40MIMO-Ant1-5795

11N40MIMO-Ant2-5795

11AC20MIMO-Ant1-5745

11AC20MIMO-Ant2-5745

11AC20MIMO-Ant1-5785

11AC20MIMO-Ant2-5785

11AC20MIMO-Ant1-5825

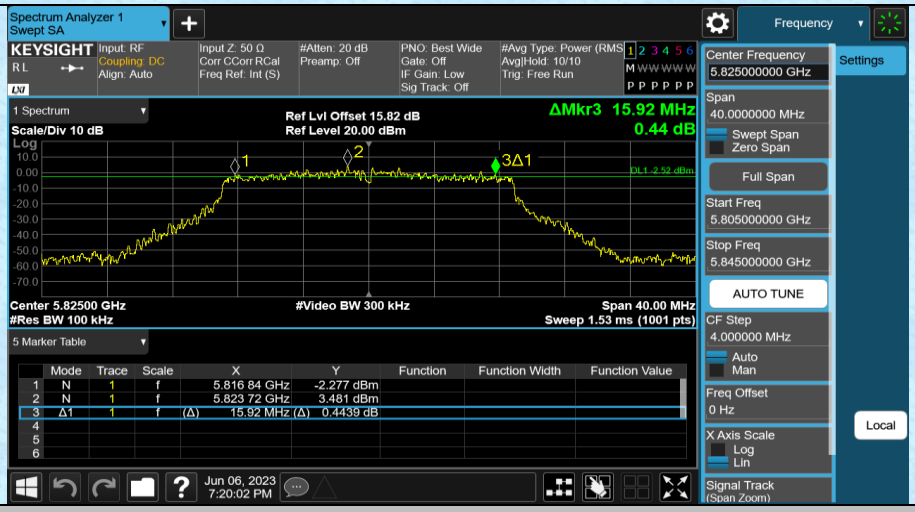

11AC20MIMO-Ant2-5825

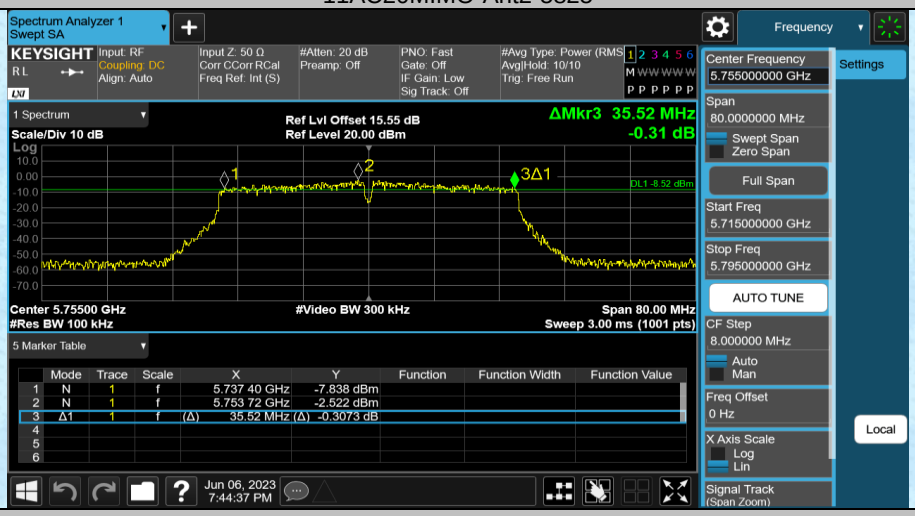

11AC40MIMO-Ant1-5755

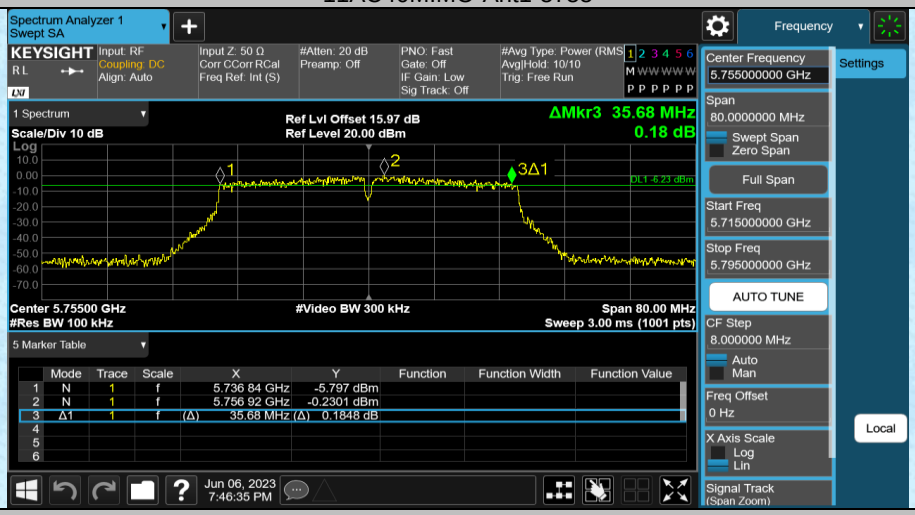

11AC40MIMO-Ant2-5755

11AC40MIMO-Ant1-5795

11AC40MIMO-Ant2-5795

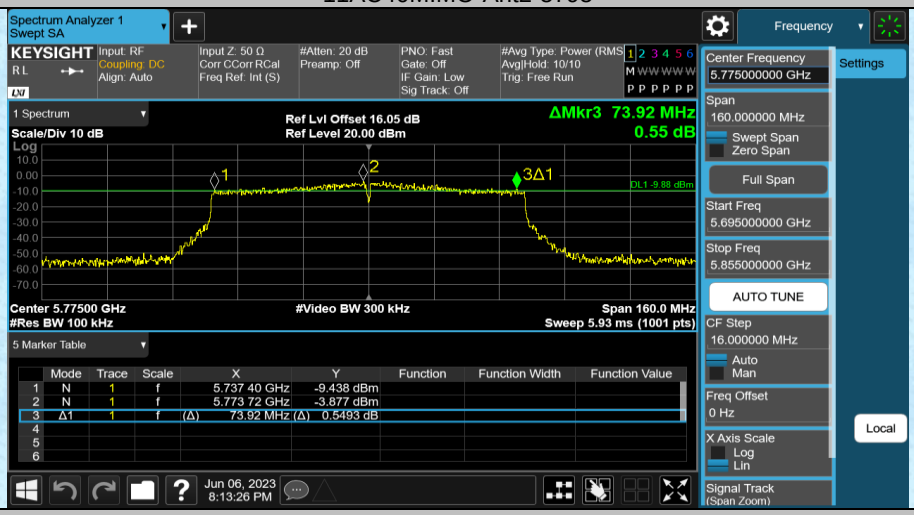

11AC80MIMO-Ant1-5775

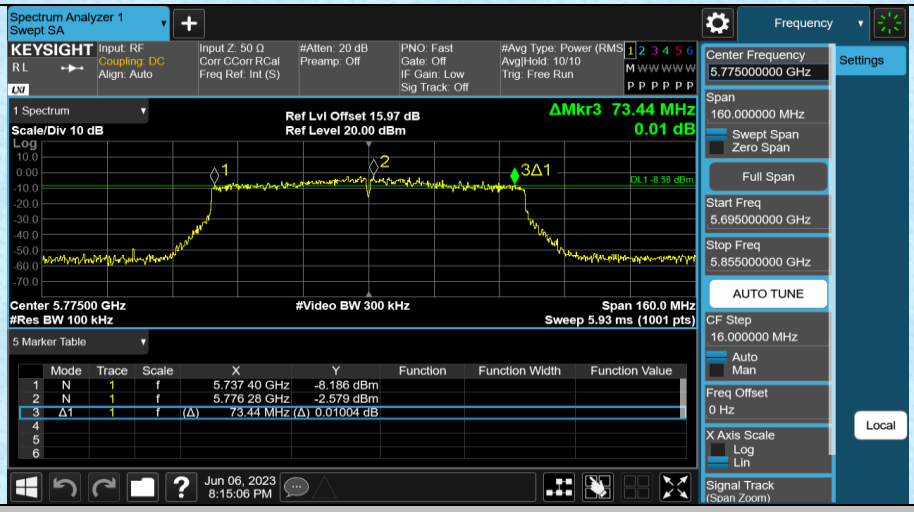

11AC80MIMO-Ant2-5775

11AX20MIMO-Ant1-5745

11AX20MIMO-Ant2-5745

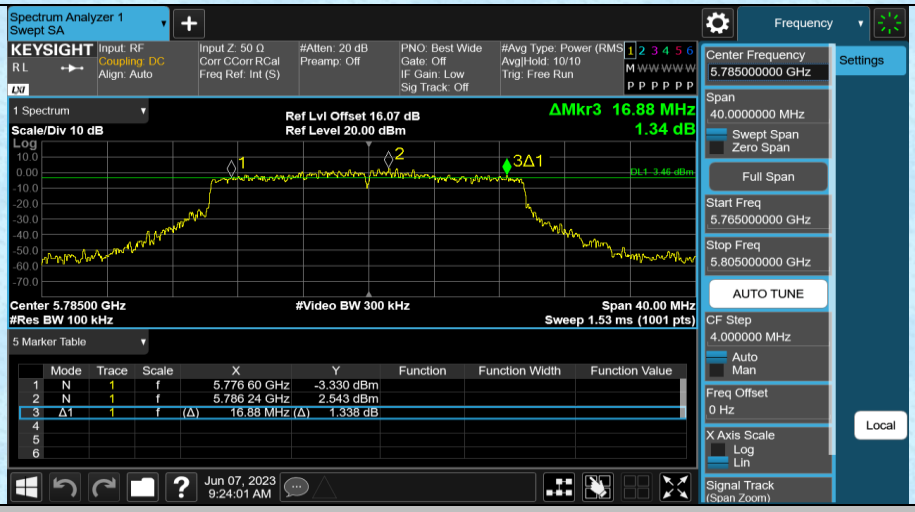

11AX20MIMO-Ant1-5785

11AX20MIMO-Ant2-5785

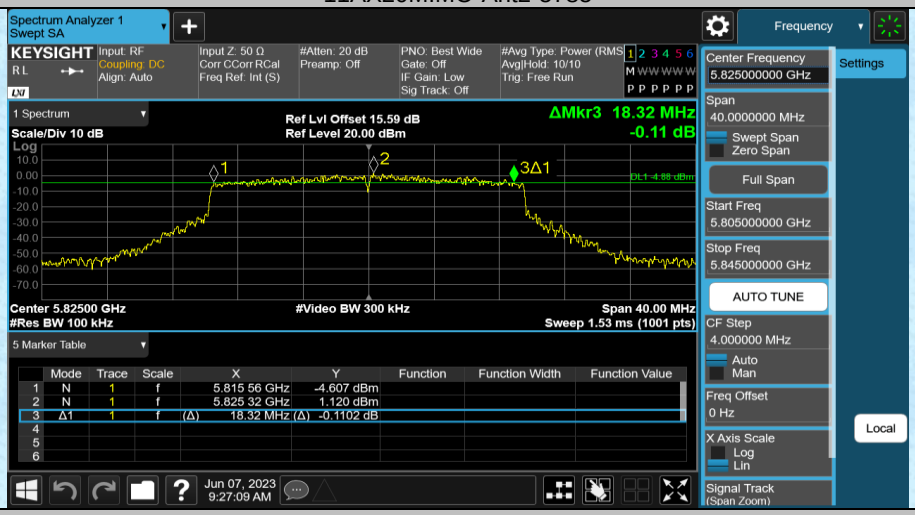

11AX20MIMO-Ant1-5825

11AX20MIMO-Ant2-5825

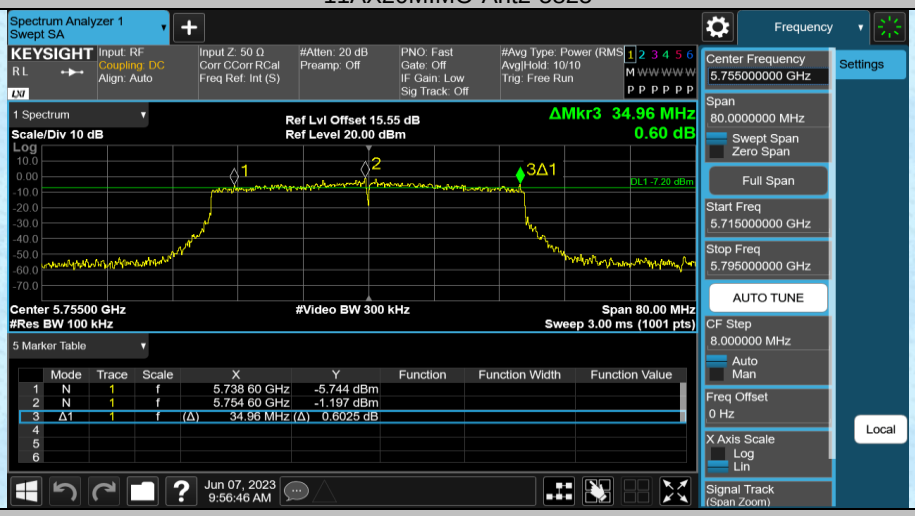

11AX40MIMO-Ant1-5755

11AX40MIMO-Ant2-5755

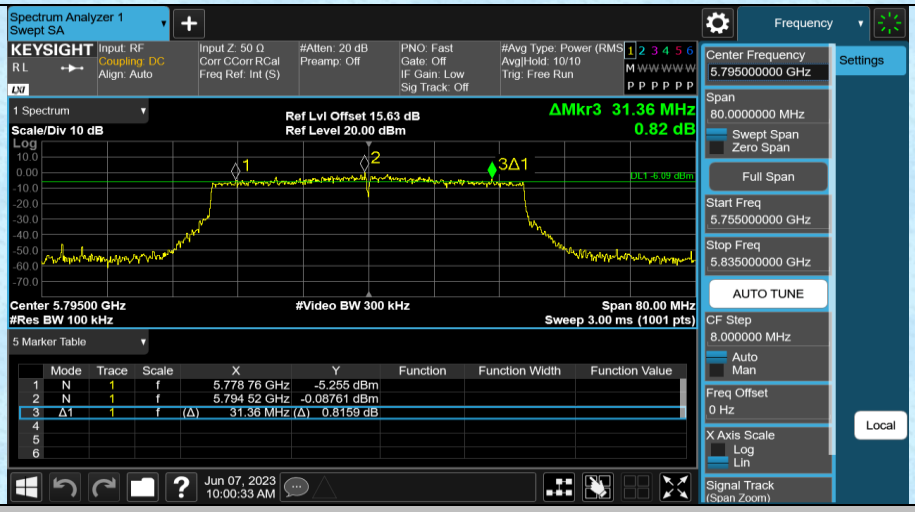

11AX40MIMO-Ant1-5795

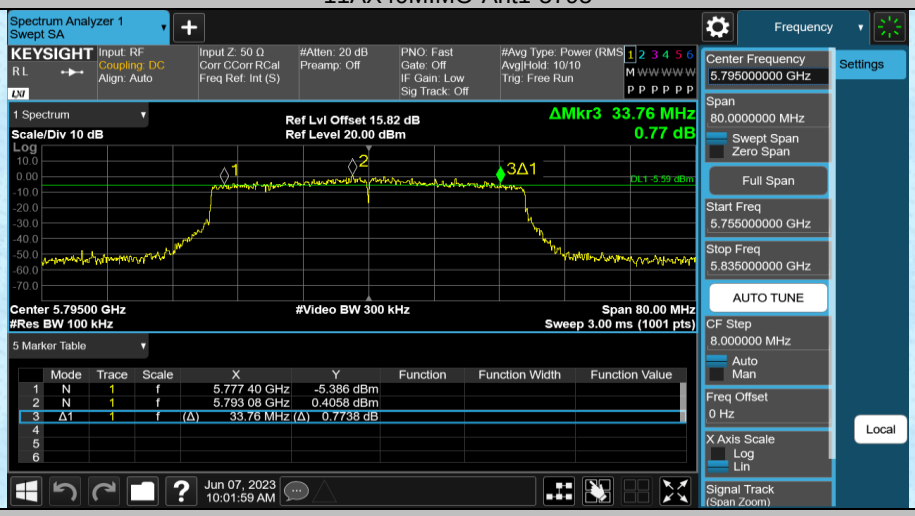

11AX40MIMO-Ant2-5795

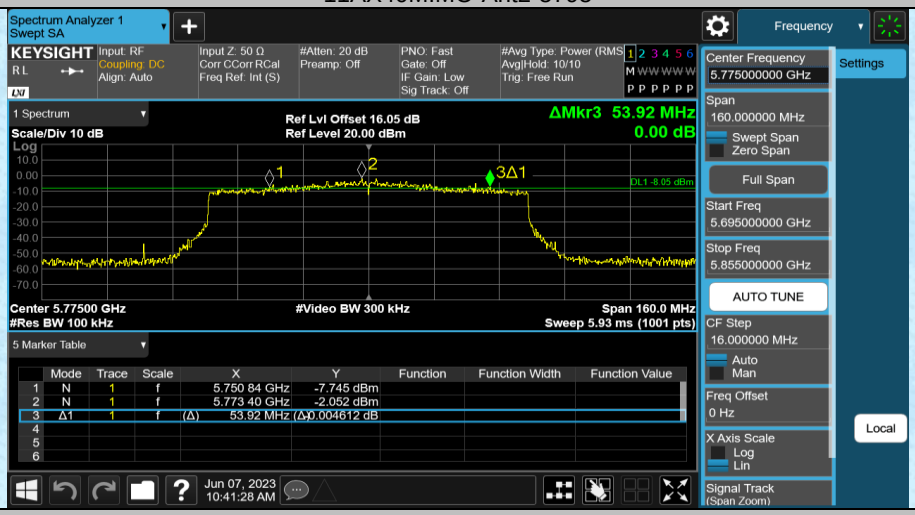

11AX80MIMO-Ant1-5775

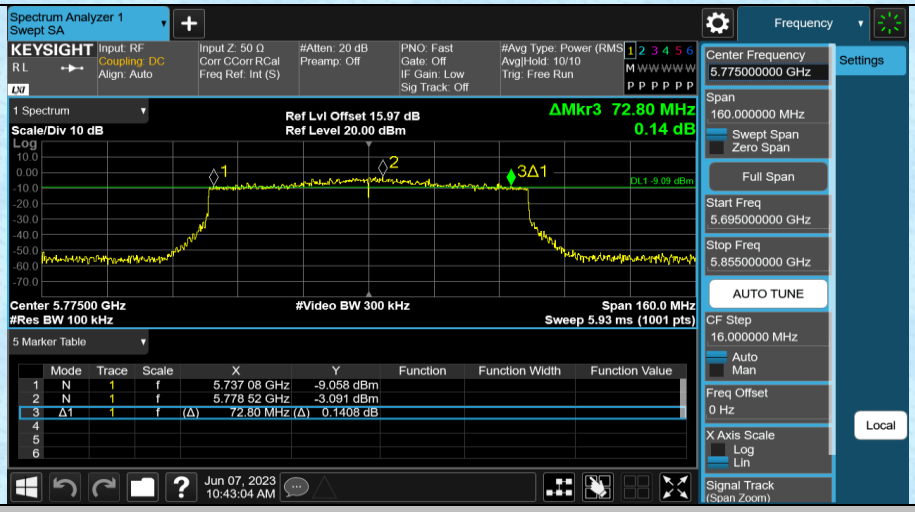

11AX80MIMO-Ant2-5775

7.4 Maximum Conducted Output Power

Test Requirement	FCC Part15 E Section 15.407
Test Method :	ANSI C63.10:2013 & KDB 789033 D02 v02r01 FCC KDB 662911 D01 Multiple Transmitter Output v02r01
Limit:	

Frequency band (MHz)	Limit
5150-5250	≤1W(30dBm) for master device
	≤250Mw(23.98dBm) for client device
5250-5350	≤250Mw(23.98dBm) or 11dBm+10logB*
5470-5725	≤250Mw(23.98dBm) or 11dBm+10logB*
5725-5850	1 Watt (30dBm)

Remark: *Where B is the 26dB emission bandwidth in MHz.
The maximum conducted output power must be measured over any interval of continuous transmission using instrumentation calibrated in terms of an rms-equivalent voltage.

Test setup:

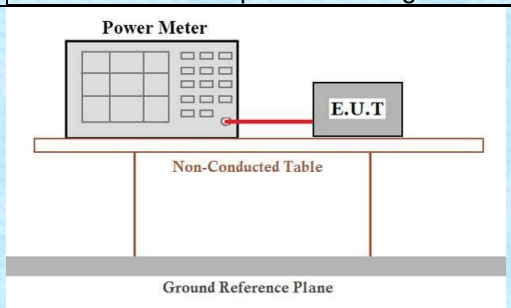

Duty Cycle set up:	RBW=VBW=8MHz
Test procedure:	**Measurement using an RF average power meter** (i) Measurements may be performed using a wideband RF power meter with a thermocouple detector or equivalent if all of the conditions listed below are satisfied a) The EUT is configured to transmit continuously or to transmit with a constant duty cycle. b) At all times when the EUT is transmitting, it must be transmitting at its maximum power control level. c) The integration period of the power meter exceeds the repetition period of the transmitted signal by at least a factor of five. (ii) If the transmitter does not transmit continuously, measure the duty cycle, x, of the transmitter output signal as described in section B). (iii) Measure the average power of the transmitter. This measurement is an average over both the on and off periods of the transmitter. (iv) Adjust the measurement in dBm by adding 10 log(1/x) where x is the duty cycle (e.g., 10log(1/0.25) if the duty cycle is 25 percent).
Test Instruments:	Refer to section 6.0 for details
Test mode:	Refer to section 5.2 for details
Test results:	Pass

Measurement Data:

No beamforming

Test Mode	Antenna	Freq(MHz)	Result [dBm]	Limit [dBm]	Verdict
11A-CDD	Ant1	5180	15.54	≤28.81	PASS
	Ant2	5180	15.47	≤28.81	PASS
	total	5180	18.52	≤28.81	PASS
	Ant1	5200	14.53	≤28.81	PASS
	Ant2	5200	15.79	≤28.81	PASS
	total	5200	18.22	≤28.81	PASS
	Ant1	5240	15.15	≤28.81	PASS
	Ant2	5240	14.34	≤28.81	PASS
	total	5240	17.77	≤28.81	PASS
	Ant1	5260	14.90	≤22.79	PASS
	Ant2	5260	14.47	≤22.79	PASS
	total	5260	17.70	≤22.79	PASS
	Ant1	5280	15.25	≤22.79	PASS
	Ant2	5280	14.85	≤22.79	PASS
	total	5280	18.06	≤22.79	PASS
	Ant1	5320	14.78	≤22.79	PASS
	Ant2	5320	14.75	≤22.79	PASS
	total	5320	17.78	≤22.79	PASS
	Ant1	5500	14.38	≤22.79	PASS
	Ant2	5500	14.44	≤22.79	PASS
	total	5500	17.42	≤22.79	PASS
	Ant1	5580	14.19	≤22.79	PASS
	Ant2	5580	14.41	≤22.79	PASS
	total	5580	17.31	≤22.79	PASS
	Ant1	5700	14.55	≤22.79	PASS
	Ant2	5700	15.40	≤22.79	PASS
	total	5700	18.01	≤22.79	PASS
	Ant1	5745	13.77	≤28.81	PASS
	Ant2	5745	15.42	≤28.81	PASS
	total	5745	17.68	≤28.81	PASS
	Ant1	5785	15.33	≤28.81	PASS
	Ant2	5785	15.61	≤28.81	PASS
	total	5785	18.48	≤28.81	PASS
	Ant1	5825	15.04	≤28.81	PASS
	Ant2	5825	15.19	≤28.81	PASS
	total	5825	18.13	≤28.81	PASS
11N20MIMO	Ant1	5180	14.78	≤28.81	PASS
	Ant2	5180	15.55	≤28.81	PASS
	total	5180	18.19	≤28.81	PASS
	Ant1	5200	13.56	≤28.81	PASS
	Ant2	5200	15.62	≤28.81	PASS
	total	5200	17.72	≤28.81	PASS
	Ant1	5240	15.03	≤28.81	PASS
	Ant2	5240	14.35	≤28.81	PASS
	total	5240	17.71	≤28.81	PASS
	Ant1	5260	15.40	≤22.79	PASS
	Ant2	5260	15.14	≤22.79	PASS
	total	5260	18.28	≤22.79	PASS
	Ant1	5280	15.66	≤22.79	PASS
	Ant2	5280	15.27	≤22.79	PASS
	total	5280	18.48	≤22.79	PASS
	Ant1	5320	15.36	≤22.79	PASS
	Ant2	5320	15.39	≤22.79	PASS
	total	5320	18.39	≤22.79	PASS
	Ant1	5500	14.25	≤22.79	PASS
	Ant2	5500	14.11	≤22.79	PASS
	total	5500	17.19	≤22.79	PASS
	Ant1	5580	14.39	≤22.79	PASS