RF TEST REPORT

FCC ID: 2ATAZ-MWI3000W4P

According to

47 CFR FCC Part 15, Subpart E(Section 15.407)

ANSI C63.10:2013

Product description	:	Intelligent Wireless Access Point
Model No.	:	TS-MWI3000W4P, 1LAN-WAP-6W
Trade Mark	:	Technity SOLUTIONS
Product No.	:	POC230817006-S001
Applicant	:	Technity Solutions Inc. 500 Cochrane Drive, Unit 1, Markham, ON, Canada, L3R 8E2
Receipt date	:	2023.08-17
Test date	:	2023.08.17~2023.09.10
Issued Date	:	2023.09.13

Prepared By:	Checked By:	Approved By:	
Black ding	Tim zhang	Misue Su	Shenzhen Haiyun Standard Technical Co., Ltd. HAIYUN Report Seal
Black Ding	Tim.zhang	Misue Su	

Note: This report shall not be reproduced except in full, without the written approval of Shenzhen Haiyun Standard Technical Co., Ltd. This document may be altered or revised by Shenzhen Haiyun Standard Technical Co., Ltd. Personnel only, and shall be noted in the revision section of the document. The test results of this report relate only to the tested sample identified in this report.

Table of Contents

History of this test report 4

1. General Information 5

1.1 Applicant 5
1.2 Manufacturer 5
1.3 Basic Description of Equipment Under Test 5

2. Summary of Test Results 7

2.1 Summary of Test Items 7
2.2 Application of Standard 7
2.3 Test Instruments 8
2.4 Operation Mode 9
2.5 Test Condition 9
2.6 Duty Cycle of Test Signal 10
2.7 Measurement Uncertainty 16
2.8 Test Location 16
2.9 SUPPORT UNITS 16
2.10 Deviation from Standards 16

3. Test Procedure And Results 17

3.1 AC Power Line Conducted Emission 17
3.1.1 Limit 17
3.1.2 Test Procedure 17
3.1.3 Test Setup 17
3.1.4 Test Result 18
3.2 Radiated Emission 20
3.2.1 Limit 20
3.2.2 Test Procedure 21
3.2.3 Test Setup 22
3.2.4 Test Result 23
3.3 Spectrum Bandwidth 158

3.3.1 Limit 158
3.3.2 Test Procedure 158
3.3.3 Test Setup 159
3.3.4 Test Result 160
3.4 Conducted Output Power 365
3.4.1 Limit 365
3.4.2 Test Procedure 365
3.4.3 Test Setup 365
3.4.4 Table of Parameters of Text Software Setting 366
3.4.5 The Result 370
3.5 Power Spectral Density 384
3.5.1 Limit 384
3.5.2 Test Procedure 384
3.5.3 Test Setup 385
3.5.4 The Result 386

History of this test report

Original Report Issue Date: 2023.09.13

● No additional attachment

○ Additional attachments were issued following record

Attachment No.	Issue Date	Description

1. General Information

1.1 Applicant

Technity Solutions Inc.

500 Cochrane Drive, Unit 1, Markham, ON, Canada, L3R 8E2

1.2 Manufacturer

Technity Solutions Inc.

500 Cochrane Drive, Unit 1, Markham, ON, Canada, L3R 8E2

1.3 Basic Description of Equipment Under Test

Equipment Name	Intelligent Wireless Access Point	
Model No.	TS-MWI3000W4P, 1LAN-WAP-6W	
Test model	TS-MWI3000W4P	
Model difference	Only model name is different	
Trademark	Technity SOLUTIONS	
Power Supply	DC 57V from adapter	
Operating Temperature	0℃-60℃	
EUT Stage	○ Product Unit	●Final-Sample
Operating Band	5150MHz ~5350MHz 5470MHz ~5725MHz 5725MHz ~5850MHz	●IEEE 802.11a/n/ac/ax(20MHz) ●IEEE 802.11n/ac/ax(40MHz) ●IEEE 802.11ac/ax(80MHz) ●IEEE 802.11ax(160MHz)
Product Type	IEEE 802.11a: WLAN (MIMO) IEEE 802.11n: WLAN (MIMO) IEEE 802.11ac: WLAN (MIMO) IEEE 802.11ax: WLAN (MIMO)	
Nominal Bandwidth	20MHz / 40MHz / 80MHz /160MHz	
Modulation	OFDM, OFDMA	
Data Rate (Mbps)	IEEE 11a mode : 6/9/12/18/24/36/48/54 IEEE 11n mode : MCS0~MCS15 IEEE 11ac mode : MCS0~MCS9 IEEE 11ax mode : MCS0~MCS11	
Antenna gain	Ant1: 5.86dBi, Ant2: 6.36dBi	
Antenna type	PCB antenna	
DFS Function (Master devices)	●	5250MHz ~5350MHz
	●	5470MHz ~5725MHz

Channel Information			
Frequency Range (MHz)	IEEE Std. 802.11	Ch. Frequency (MHz)	Channel Number
5150-5250	802.11a /n /ac /ax (20MHz)	5180-5240	36-48
5250-5350		5260-5320	52-64
5470-5725		5500-5700	100-140
5725-5850		5745-5825	149-165
5150-5250	802.11n /ac /ax (40MHz)	5190-5230	38-46
5250-5350		5270-5310	54-62
5470-5725		5510-5670	102-134
5725-5850		5755-5795	151-159
5150-5250	802.11ac /ax (80MHz)	5210	42
5250-5350		5290	58
5470-5725		5530, 5610	106, 122
5725-5850		5775	155
5150-5350	802.11 ax (160MHz)	5250	50
5470-5725		5570	114

Note: For 802.11ax mode only support full RU mode.

2. Summary of Test Results

2.1 Summary of Test Items

47 CFR FCC Part 15, Subpart C (Section 15.247)			
Test item	Standard	Results	Remarks
AC Power Conducted Emission	15.207 15.407(b)	Pass	Meet the requirement of the limit
Radiated Emission	15.205(a) 15.209(a) 15.407(b)	Pass	Meet the requirement of the limit
Antenna Requirements	15.203	Compliance	Note
Spectrum Bandwidth	15.407(a) 15.407(e)	Pass	Meet the requirement of the limit
Maximum EIRP	15.407(a)	Pass	Meet the requirement of the limit
Power Spectral Density	15.407(a)	Pass	Meet the requirement of the limit
Note: The EUT has two PCB antennas, the max. gain of antenna 1 is 5.86dBi and the max. gain of antenna 2 is 6.36dBi, and the antenna connector is designed with permanent attachment and no consideration of replacement.			

2.2 Application of Standard

47 CFR FCC Part 15, Subpart E

KDB 662911 D01 Multiple Transmitter Output v02r01

KDB 789033 D02 General UNII Test Procedures New Rules v02r01

KDB 905462 D02 UNII DFS Compliance Procedures New Rules v02

ANSI C63.10:2013

2.3 Test Instruments

Radiated Emissions						
No.	Equipment	Manufacturer	Type No.	Serial No.	Cal. date (yyyy/mm/dd)	Cal. Due date (yyyy/mm/dd)
1	Test receiver	Rohde&Schwarz	ESU	100184	2023/5/3	2024/5/2
2	Horn Antenna	Schwarzbeck	BBHA 9120 D	9120D-1273	2023/4/23	2024/4/22
3	Low frequency amplifier	Unknown	LNA 0920N	2014	2023/5/3	2024/5/2
4	High frequency amplifier	Schwarzbeck	BBV 9718	284	2023/5/3	2024/5/2
5	Loop Antenna	Schwarzbeck	FMZB1519 B	00029	2022/7/4	2025/7/3
6	Log periodic antenna	Schwarzbeck	VULB 9168	1151	2023/4/23	2024/4/22
7	Horn Antenna	Schwarzbeck	BBHA 9120 D	9120D-1273	2022/5/5	2025/5/4
8	Horn Antenna	Schwarzbeck	BBHA 9170	9170#685	2022/7/4	2025/7/3
9	Temp&Humidity Recorder	Meideshi	JR900	/	2023/5/3	2024/5/2
10	RF cable(966 chamber)9kHz-1 GHz	Unknown	Unknown	Unknown	2023/5/3	2024/5/2
11	RF cable(966 chamber)1GHz-18GHz	Unknown	Unknown	Unknown	2023/5/3	2024/5/2
12	RF cable(966 chamber)18GHz -40GHz	Unknown	Unknown	Unknown	2023/5/3	2024/5/2
13	Test software	Farad Technology Co., Ltd	EZ-EMC	/	/	/
Conducted Emission						
1	Test receiver	Rohde&Schwarz	ESCI	100718	2023/5/3	2024/5/2
2	LISN	Rohde&Schwarz	ENV216	100075	2023/5/3	2024/5/2
3	Pulse limiter	Rohde&Schwarz	ESH3-Z2	102299	2023/5/3	2024/5/2
4	RF cable (9kHz-30MHz)	Unknown	Unknown	Unknown	2023/5/3	2024/5/2
5	Test software	Farad Technology Co., Ltd	EZ-EMC	/	/	/
RF Conducted Emission						
1	MXA Signal Analyzer	Keysight	N9021B	MY60080169	2023/4/23	2024/4/22
2	RF Control Unit	dsusoft	JS0806-2	21G8060449	2023/4/23	2024/4/22
3	power supply unit	dsusoft	JS0806-4A DC	N/A	2023/4/23	2024/4/22
4	VXG Signal Generator	Keysight	M9384B	MY61270787	2023/4/23	2024/4/22
5	EXG Analog Signal Generator	Keysight	N5173B	MY59101282	2023/4/23	2024/4/22
6	Test software	dsusoft	JS1120-3	/	/	/

2.4 Operation Mode

The EUT was supplied by and it was run in TX mode that was controlled by Master provided RF testing program. The worst case test result was showed in the report.

2.5 Test Condition

Test Item	Environmental conditions	Input Power	Tested by
AC Power Conducted Emission	25°C, 53% RH	AC 120V/60Hz	Albert Fan
Radiated Emission	24°C, 51% RH	AC 120V/60Hz	Albert Fan
Spectrum Bandwidth	24.4°C, 53% RH	AC 120V/60Hz	Jason Huang
Conducted Power	24.4°C, 53% RH	AC 120V/60Hz	Jason Huang
Power Spectral Density	24.4°C, 53% RH	AC 120V/60Hz	Jason Huang
Dynamic Frequency Selection (DFS)	24.3°C, 55% RH	AC 120V/60Hz	Jason Huang

Note: Adapter supply voltage AC 120V/60Hz.

The applicant declare the operating environment of EUT as below:

Normal conditions: AC 120V/60Hz, 15~35°C

2.6 Duty Cycle of Test Signal

If duty cycle is ≥ 98 %, duty factor is not required.

If duty cycle is < 98 %, duty factor shall be considered.

All the duty factor of other test mode have been considered.

Test Mode	Antenna	Frequency[MHz]	Transmission Duration [ms]	Transmission Period [ms]	Duty Cycle [%]
11A	Ant1	5180	0.13	0.23	56.52
11N20MIMO	Ant1	5180	0.14	0.24	58.33
11N40MIMO	Ant1	5190	0.12	0.22	54.55
11AC20MIMO	Ant1	5180	0.15	0.18	83.33
11AC40MIMO	Ant1	5190	0.13	0.16	81.25
11AC80MIMO	Ant1	5210	0.12	0.15	80.00
11AX20MIMO	Ant1	5180	0.32	0.35	91.43
11AX40MIMO	Ant1	5190	0.31	0.34	91.18
11AX80MIMO	Ant1	5210	0.30	0.33	90.91
11AX160MIMO	Ant1	5250	0.29	0.32	90.63

Test Graphs

11A_Ant1_5180

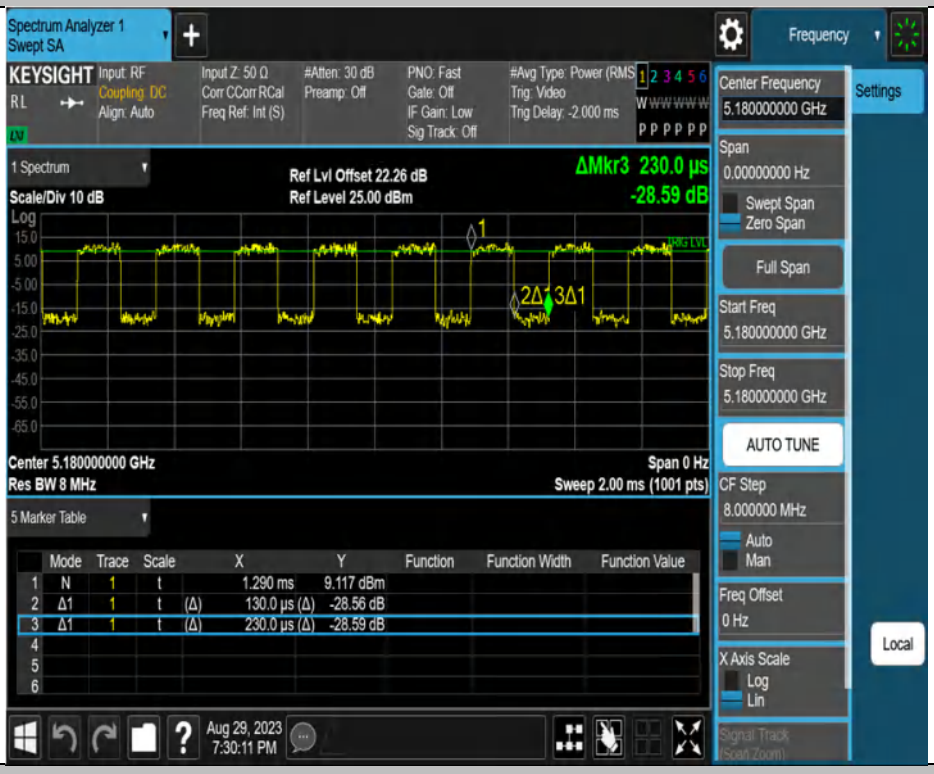

11N20MIMO_Ant1_5180

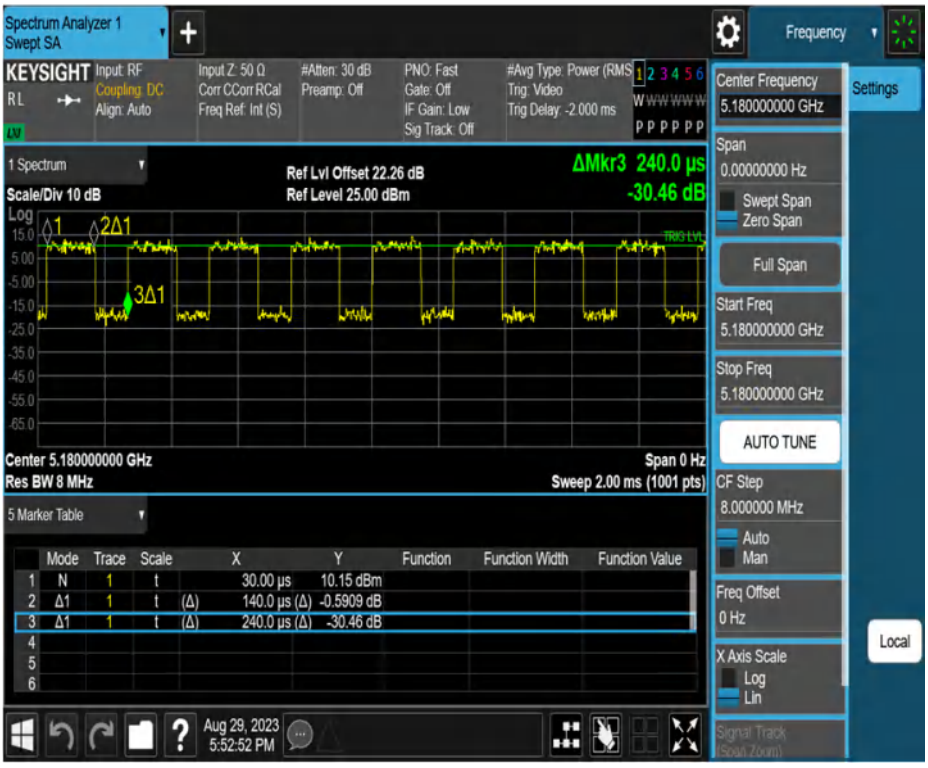

11N40MIMO_Ant1_5190

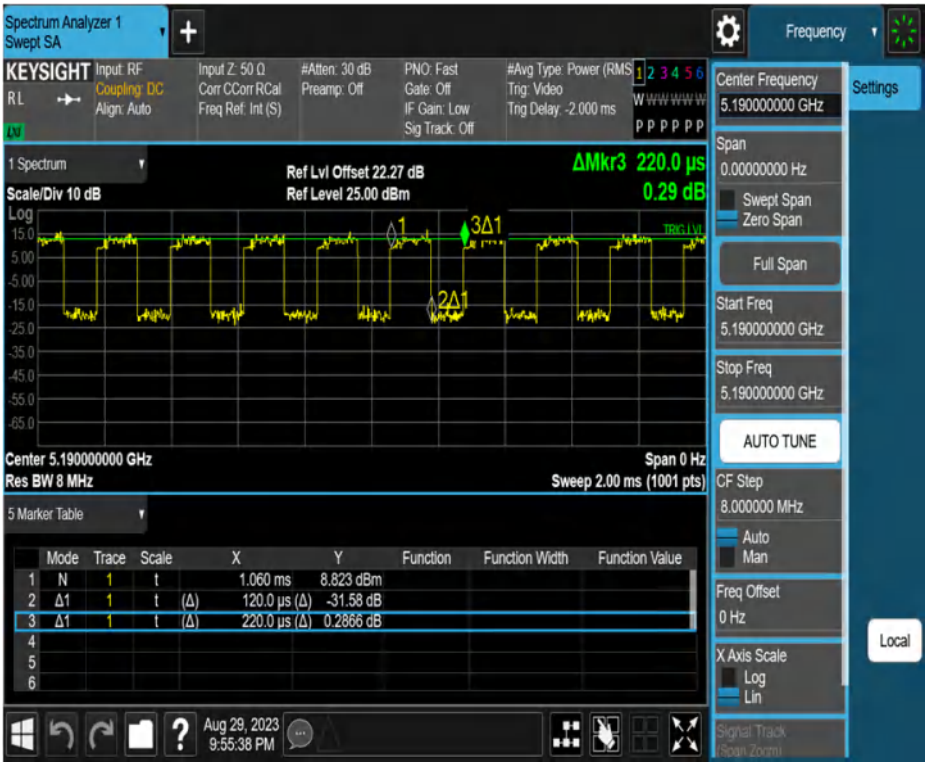

11AC20MIMO_Ant1_5180

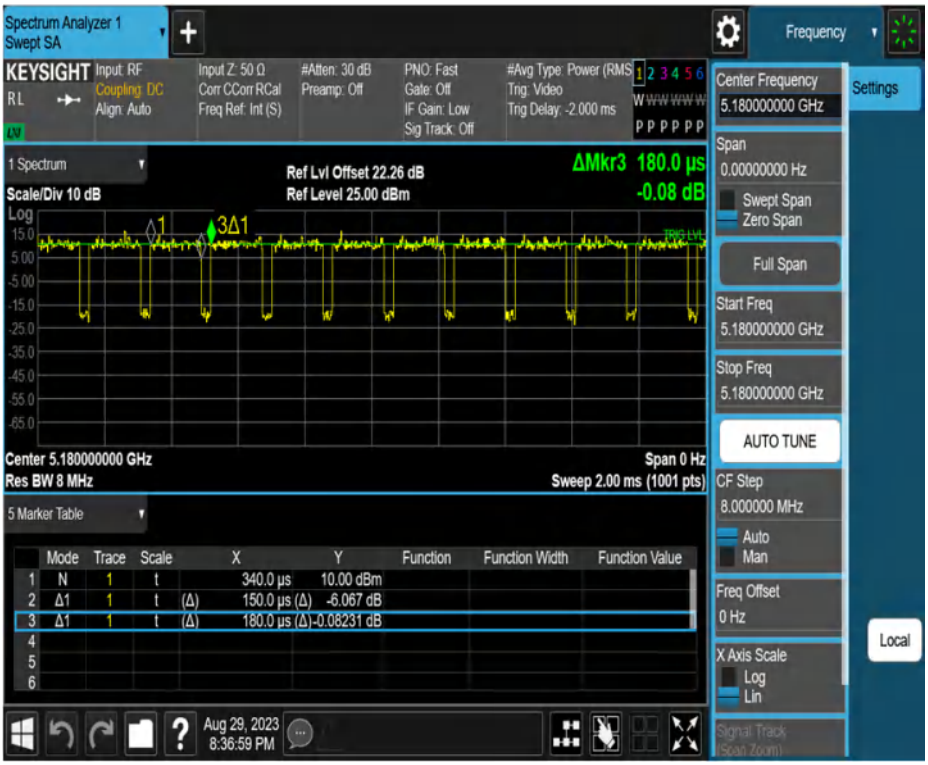

11AC40MIMO_Ant1_5190

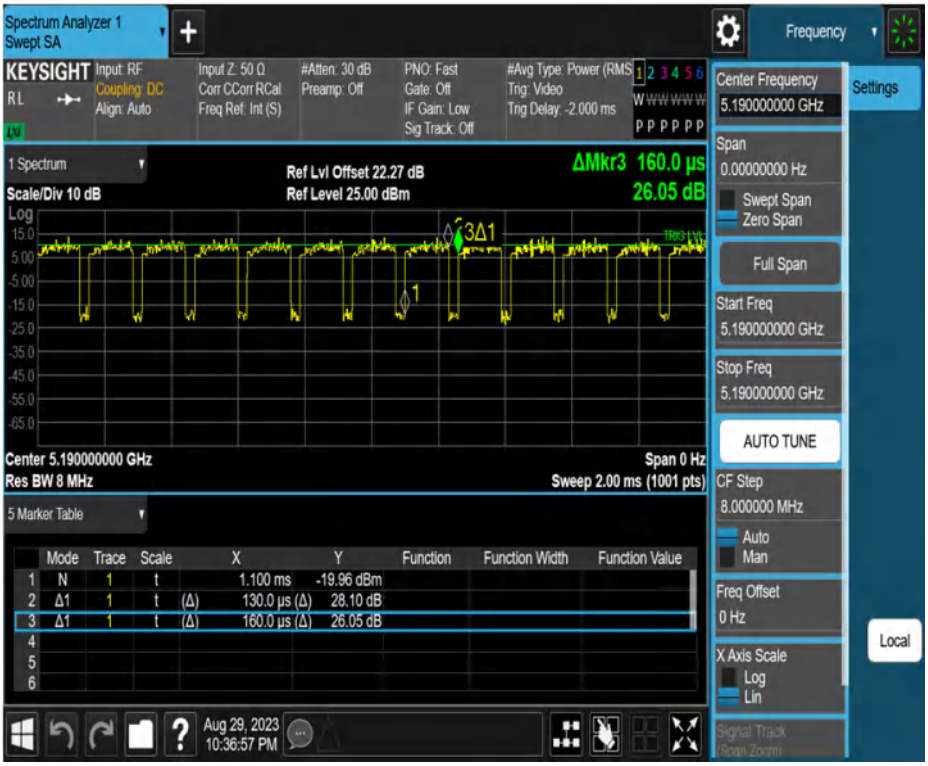

11AC80MIMO_Ant1_5210

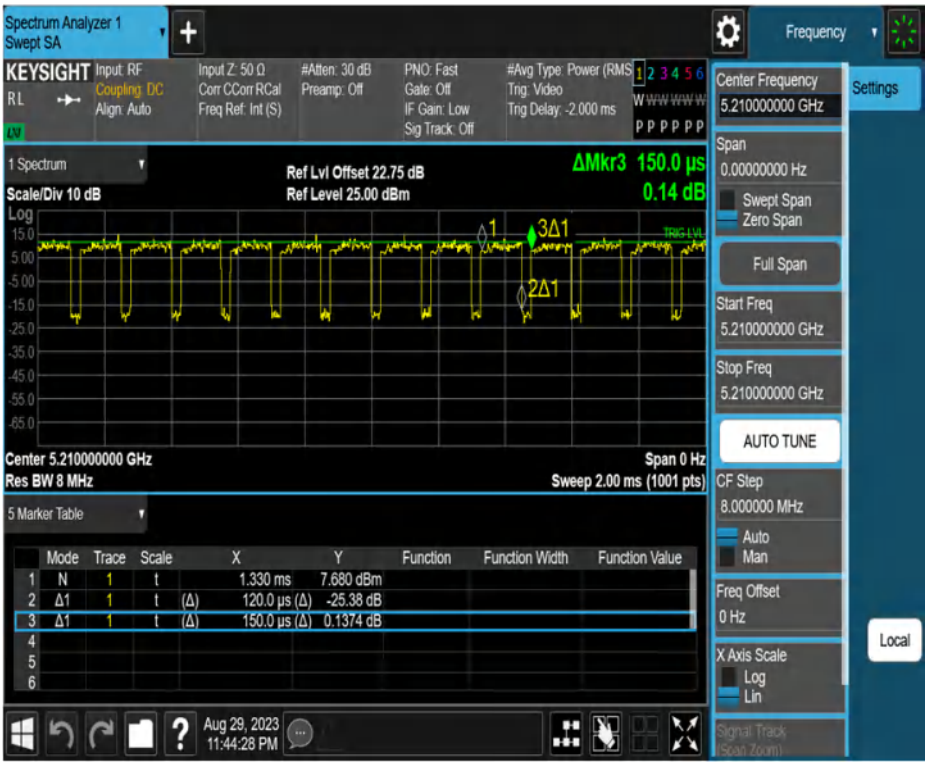

11AX20MIMO_Ant1_5180

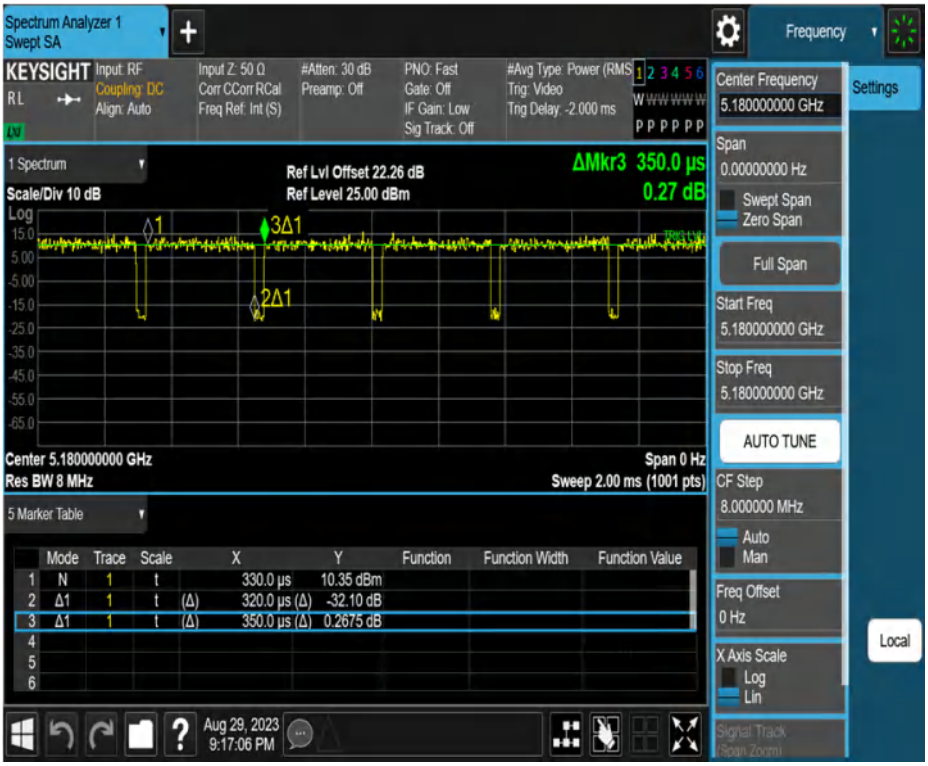

11AX40MIMO_Ant1_5190

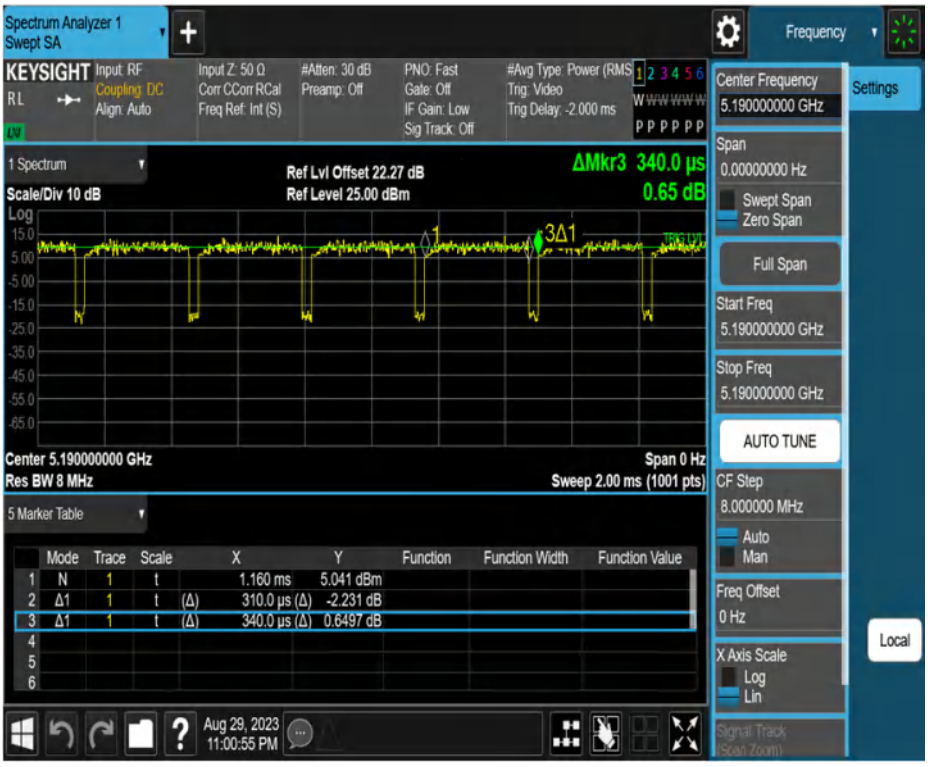

11AX80MIMO_Ant1_5210

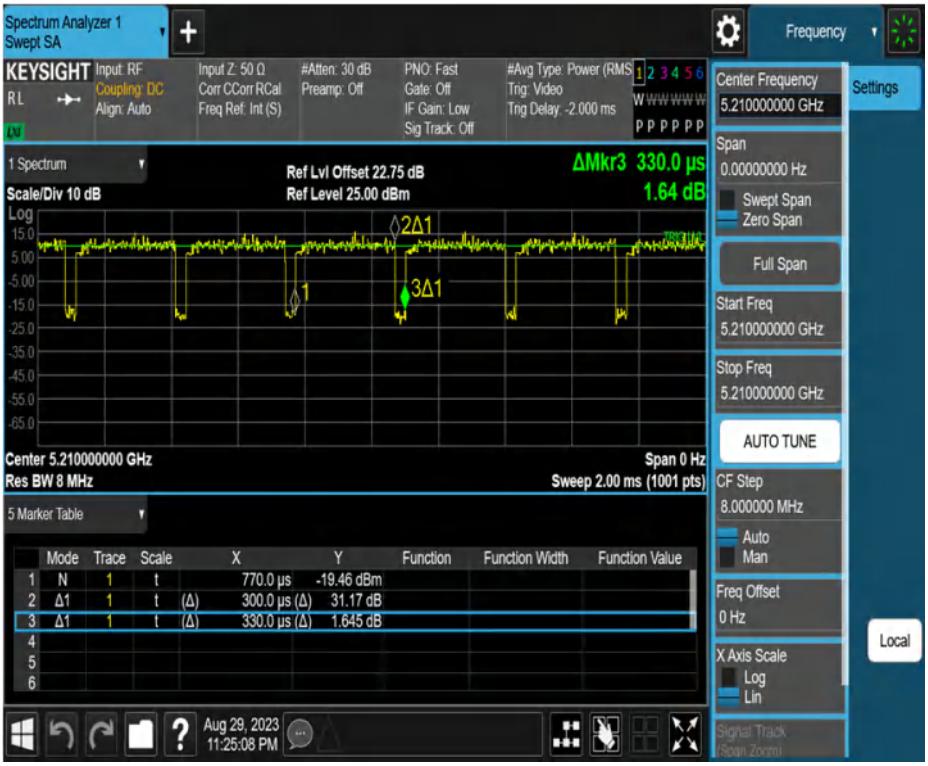

11AX160MIMO_Ant1_5250

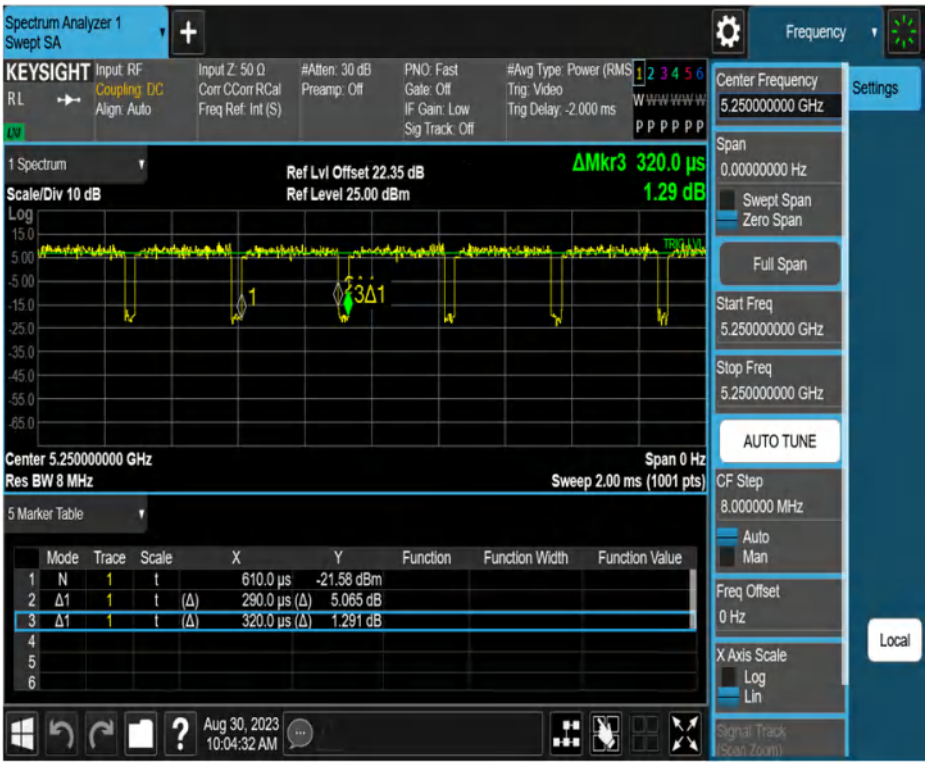

2.7 Measurement Uncertainty

Where relevant, the following measurement uncertainty levels have been estimated for tests performed on the EUT.
This uncertainty represents an expanded uncertainty expressed at approximately the 95% confidence level using a coverage factor of k=2.

Uncertainty	
Parameter	Uncertainty
Occupied Channel Bandwidth	±143.88kHz
Power Spectral Density	±0.743dB
Conducted Spurious Emission	±1.328dB
RF power conducted	±0.384dB
Conducted emission(9kHz~30MHz) AC main	±2.72dB
Radiated emission(9kHz~30MHz)	±2.66dB
Radiated emission (30MHz～1GHz)	±4.62dB
Radiated emission (1GHz～18GHz)	±4.86dB
Radiated emission (18GHz～40GHz)	±3.80dB

2.8 Test Location

Company:	Shenzhen Haiyun Standard Technical CO., Ltd.
Address:	No. 110-113, 115, 116, Block B, Jinyuan Business Building, Bao'an District, Shenzhen, China
CNAS Registration Number:	CNAS L18252
CAB identifier:	CN0145
A2LA Certificate Number:	6823.01
Telephone:	0755-26024411

2.9 SUPPORT UNITS

No.	Equipment	Manufacturer	Model	Series No
1	Power adapter	Ruijie	RG-DC4805-BA	/
2	Microcomputer	TY510S-07IAB	LENOVO	/
3	Notebook	L450	Think	/

2.10 Deviation from Standards

None

3. Test Procedure And Results

3.1 AC Power Line Conducted Emission

3.1.1 Limit

Frequency	Maximum RF Line Voltage	
	Quasi-Peak Level dB(μV)	Average Level dB(μV)
150kHz ~ 500kHz	66 ~ 56*	56 ~ 46*
500kHz ~ 5MHz	56	46
5MHz ~ 30MHz	60	50

Notes: 1. * Decreasing linearly with logarithm of frequency.

2. The lower limit shall apply at the transition frequencies.

3.1.2 Test Procedure

Test Method	
●Conducted Measurement	○Radiated Measurement
Test Channels	
○ Lowest, Middle and Highest Channel	○ Lowest and Highest Channel
Environmental conditions	
●Normal	○Normal and Extreme
Note:●:Test ○:No Test	

a) The EUT was placed 0.4 meters from the conducting wall of the shielded room with EUT being connected to the power mains through a line impedance stabilization network (LISN). Other support units were connected to the power mains through another LISN. The two LISNs provide 50 ohm/ 50uH of coupling impedance for the measuring instrument.

b) Both lines of the power mains connected to the EUT were checked for maximum conducted interference.

c) The frequency range from 150kHz to 30MHz was searched. Emission levels under (Limit - 20dB) was not recorded.

3.1.3 Test Setup

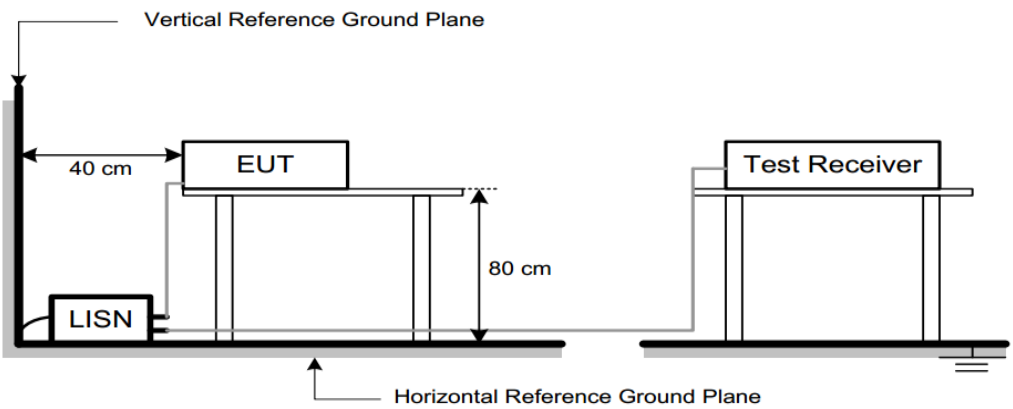

3.1.4 Test Result

Note:

1. Correct Factor = LISN Factor + Cable Loss + Pulse Limiter Factor, the value was added to Original Receiver Reading by the software automatically.
2. Measurement = Reading + Correct Factor.
3. Over = Measurement – Limit
4. The TX AX20MIMO Mode Channel 149 is found to be the worst case and recorded.

150kHz~30MHz	TX AX20MIMO Channel 149

Line

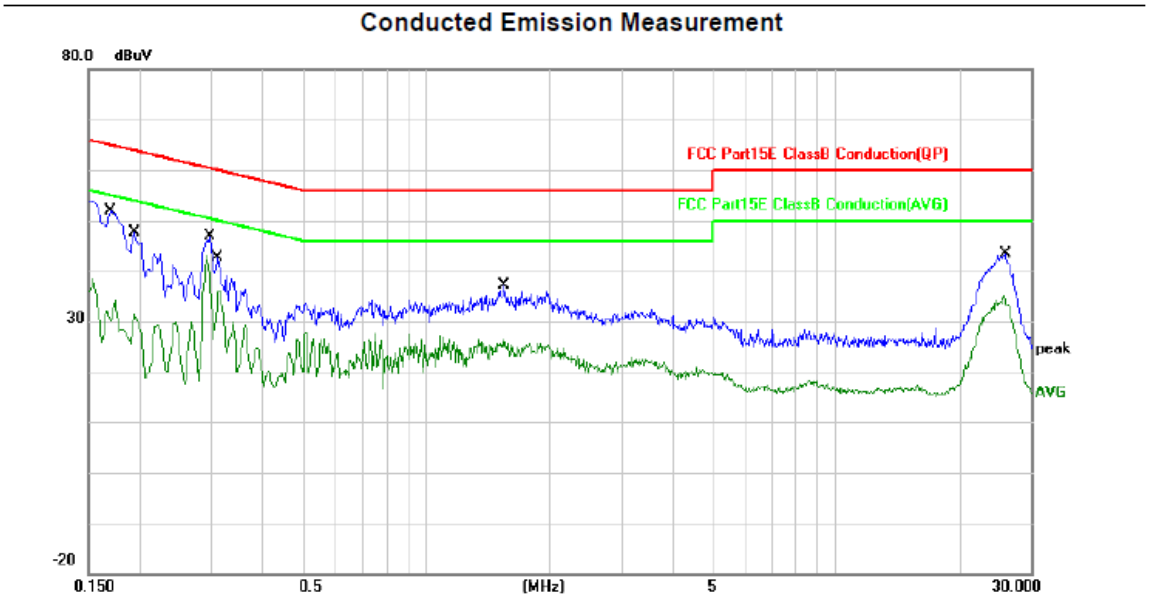

No.	Mk.	Freq.	Reading Level	Correct Factor	Measure-ment	Limit	Over		
		MHz	dBuV	dB	dBuV	dBuV	dB	Detector	Comment
1	*	0.1712	30.48	19.88	50.36	64.90	-14.54	QP	
2		0.1712	13.94	19.88	33.82	54.90	-21.08	AVG	
3		0.1945	25.96	19.88	45.84	63.84	-18.00	QP	
4		0.1945	10.07	19.88	29.95	53.84	-23.89	AVG	
5		0.2980	23.42	19.88	43.30	60.30	-17.00	QP	
6		0.2980	13.64	19.88	33.52	50.30	-16.78	AVG	
7		0.3100	20.34	19.88	40.22	59.97	-19.75	QP	
8		0.3100	14.51	19.88	34.39	49.97	-15.58	AVG	
9		1.5460	11.92	19.90	31.82	56.00	-24.18	QP	
10		1.5460	5.56	19.90	25.46	46.00	-20.54	AVG	
11		25.9780	18.10	20.12	38.22	60.00	-21.78	QP	
12		25.9780	12.86	20.12	32.98	50.00	-17.02	AVG	

150kHz~30MHz	TX AX20 Channel 149

Neutral

Conducted Emission Measurement

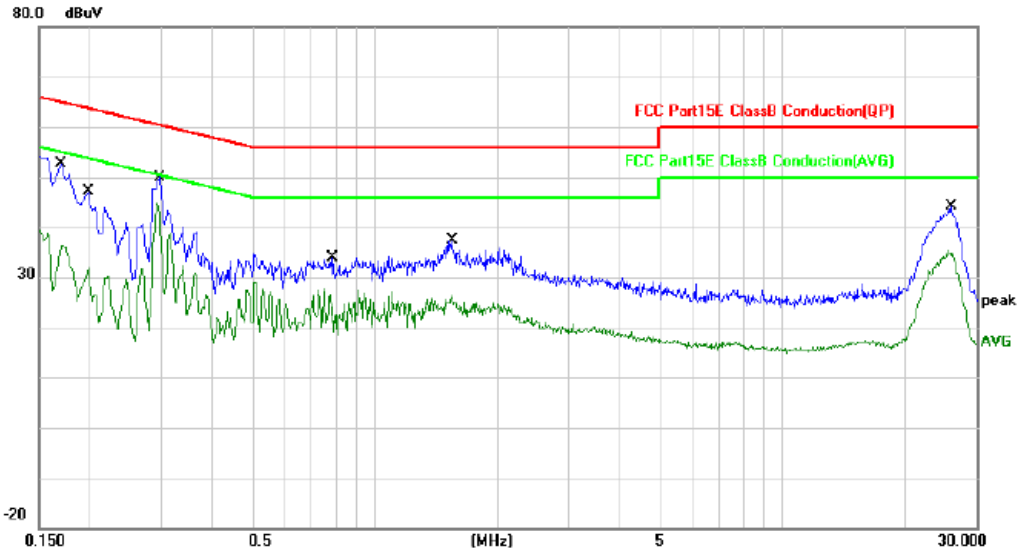

No.	Mk.	Freq.	Reading Level	Correct Factor	Measure-ment	Limit	Over		
		MHz	dBuV	dB	dBuV	dBuV	dB	Detector	Comment
1		0.1700	31.10	19.88	50.98	64.96	-13.98	QP	
2		0.1700	15.95	19.88	35.83	54.96	-19.13	AVG	
3		0.1980	24.29	19.88	44.17	63.69	-19.52	QP	
4		0.1980	10.42	19.88	30.30	53.69	-23.39	AVG	
5		0.2910	27.61	19.88	47.49	60.50	-13.01	QP	
6	*	0.2910	24.96	19.88	44.84	50.50	-5.66	AVG	
7		0.7900	9.17	19.88	29.05	56.00	-26.95	QP	
8		0.7900	0.80	19.88	20.68	46.00	-25.32	AVG	
9		1.5460	11.49	19.90	31.39	56.00	-24.61	QP	
10		1.5460	4.48	19.90	24.38	46.00	-21.62	AVG	
11		25.9740	18.75	20.12	38.87	60.00	-21.13	QP	
12		25.9740	13.12	20.12	33.24	50.00	-16.76	AVG	

3.2 Radiated Emission

3.2.1 Limit

1）Limit of radiated emission measurement:

Radiated emissions which fall in the restricted bands must comply with the radiated emission limits specified as below table. Other emissions shall be at least 20dB below the highest level of the desired power:

Frequency (MHz)	Distance Meters(m)	Field Strength Limit	
		μV/m	dB(μV)/m
0.009 – 0.49	300	2400/F(kHz)	-
0.490 – 1.705	30	24000/F(kHz)	-
1.705 – 30	30	30	-
30~88	3	100	40.0
88~216	3	150	43.5
216~960	3	200	46.0
960~1000	3	500	54.0
Above 1000	3	74.0 dB(μV)/m (Peak) 54.0 dB(μV)/m (Average)	

Note: (1) Emission level dBμV = 20 log Emission level μV/m

(2) The smaller limit shall apply at the cross point between two frequency bands.

(3) Distance is the distance in meters between the measuring instrument, antenna and the closest point of any part of the device or system.

2）Limit of unwanted emission out of the restricted bands:

Frequency(MHz)	EIRP Limit(dBm/MHz)	Equivalent Field Strength at 3m(dBμV/m)
5150-5250	-27	68.2
5250-5350	-27	68.2
5470-5725	-27	68.2
5725-5850	-27 NOTE (2)	68.2
	10 NOTE (2)	105.2
	15.6 NOTE (2)	110.8
	27 NOTE (2)	122.2

Note: (1) The following formula is used to convert the equipment isotropic radiated power (eirp) to field strength: E[dBμV/m]=EIRP[dBm] +95.2, for d=3m

(2) According to 15.407(b)(4)(i), all emissions shall be limited to a level of -27 dBm/MHz at 75 MHz or more above or below the band edge increasing linearly to 10 dBm/MHz at 25 MHz above or below the band edge, and from 25 MHz above or below the band edge increasing linearly to a level of 15.6 dBm/MHz at 5 MHz above or below the band edge, and from 5 MHz above or below the band edge increasing linearly to a level of 27 dBm/MHz at the band edge.

3.2.2 Test Procedure

Test Method	
○Conducted Measurement	●Radiated Measurement
Test Channels	
●Lowest, Middle and Highest Channel	○ Lowest and Highest Channel
Environmental conditions	
●Normal	○Normal and Extreme
Note:●:Test ○:No Test	

a) The measuring distance of 3 m shall be used for measurements. The EUT was placed on the top of a rotating table 0.8 meter above the ground at a 3 meter semi-anechoic chamber. The table was rotated 360 degrees to determine the position of the highest radiation.(below 1 GHz)

b) The measuring distance of 3 m or 1.5m shall be used for measurements. The EUT was placed on the top of a rotating table 1.5 meter above the ground at a 3 meter semi-anechoic chamber. The table was rotated 360 degrees to determine the position of the highest radiation.(above 1GHz)

c) The height of the equipment or of the substitution antenna shall be 0.8m or 1.5m; the height of the test antenna shall vary between 1 m to 4 m. Both horizontal and vertical polarizations of the antenna are set to make the measurement.

d) For each suspected emission, the EUT was arranged to its worst case and then the antenna was tuned to heights find the maximum reading (used Bore sight function).

e) The receiver system was set to peak and average detect function and specified bandwidth with maximum hold mode when the test frequency is above 1 GHz.

f) The initial step in collecting radiated emission data is a receiver peak detector mode pre-scanning the measurement frequency range. Significant peaks are then marked and then Quasi Peak detector mode re-measured.

g) All readings are Peak unless otherwise stated QP in column of Note. Peak denotes that the Peak reading compliance with the QP Limits and then QP Mode measurement didn‘t perform. (below 1 GHz)

h) All readings are Peak Mode value unless otherwise stated AVG in column of Note. If the Peak Mode Measured value compliance with the Peak Limits and lower than AVG Limits, the EUT shall be deemed to meet both Peak & AVG Limits and then only Peak Mode was measured, but AVG Mode didn‘t perform. (above 1 GHz)

i) For the actual test configuration, please refer to the related Item -EUT Test Photos.

3.2.3 Test Setup

(A) Radiated Emission Test Set-Up Frequency Below 30 MHz

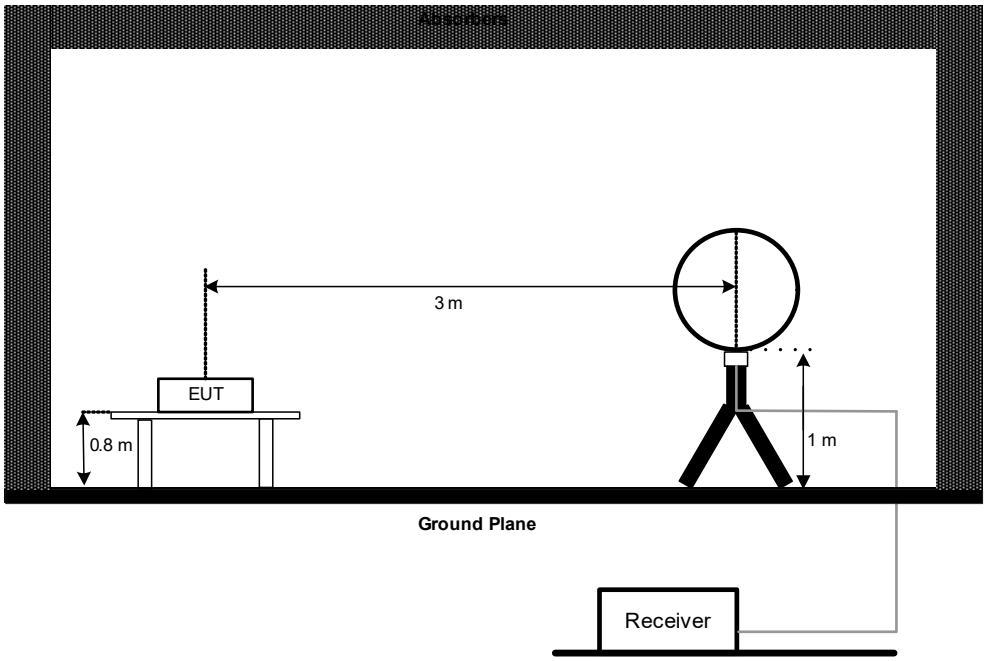

(B) Radiated Emission Test Set-Up Frequency 30 MHz-1000 MHz

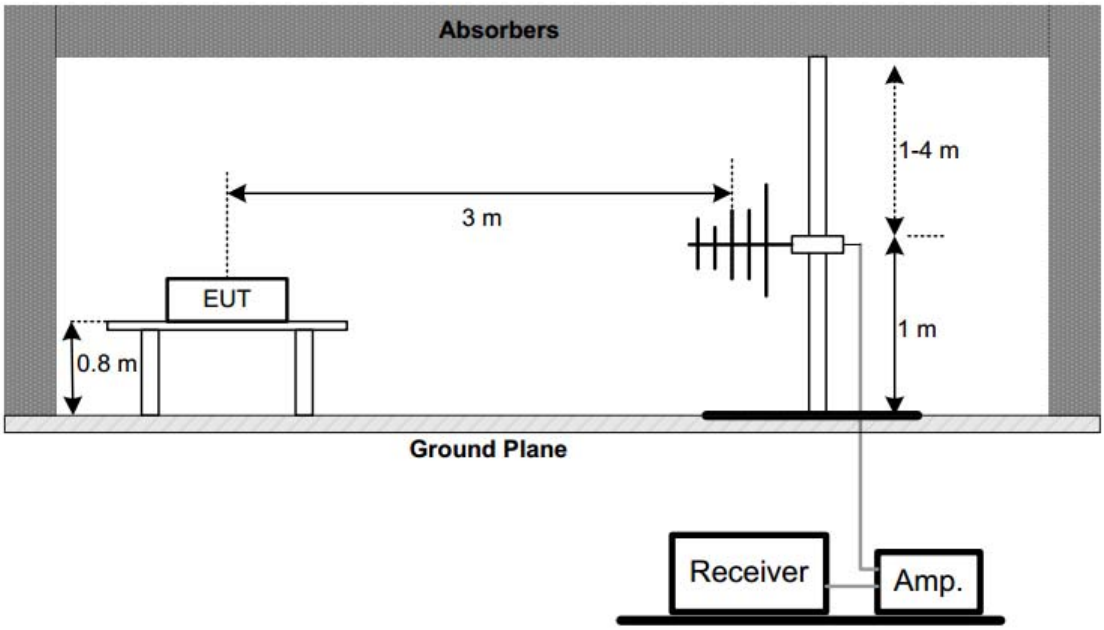

(C) Radiated Emission Test Set-Up Frequency Above 1 GHz

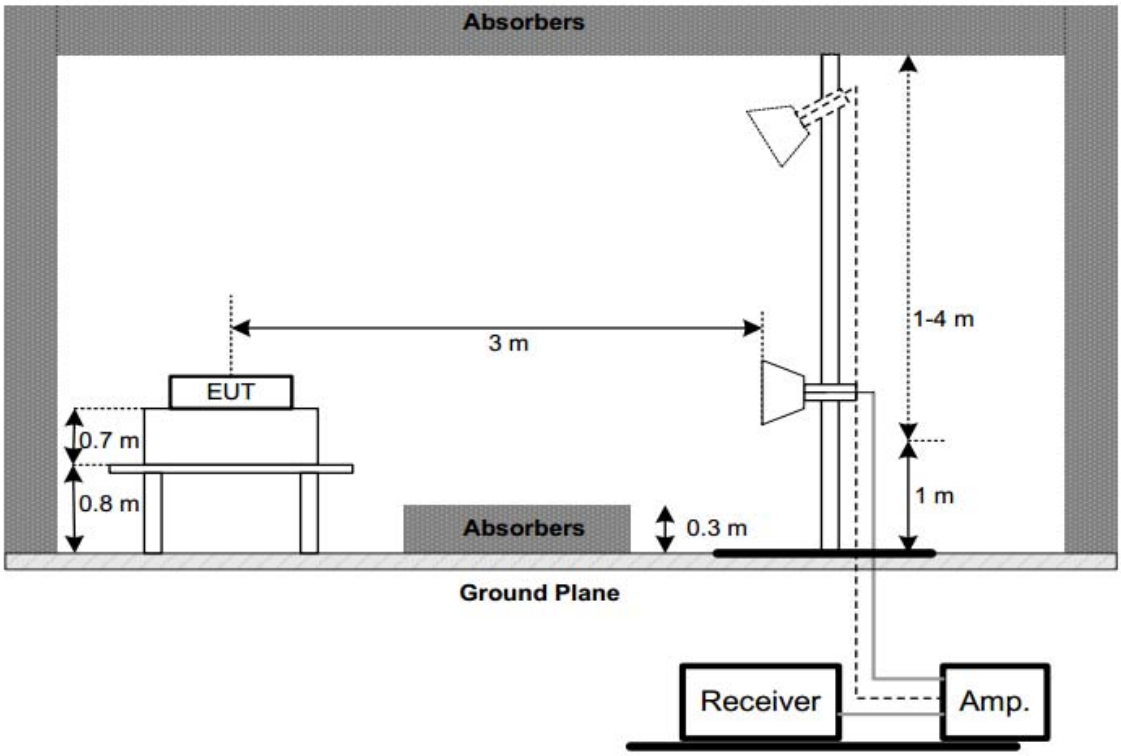

3.2.4 Test Result

Pre-scan beamforming mode and non-beamforming mode, worst case for non-beamforming mode is recorded.

1) Radiated emission: 9kHz-30MHz

The low frequency, which started from 9 kHz to 30MHz, was pre-scanned and the result which was 20dB lower than the limit line was not recorded in this report.

2) Radiated emission: 30MHz-1G

Note:

1. Measurement = Reading + Correct Factor.
2. Over = Measurement – Limit
3. The TX AX20 Mode Channel 149 is found to be the worst case and recorded.

Below 1G (30MHz~1GHz)	TX AX20 Channel 149

VERTICAL

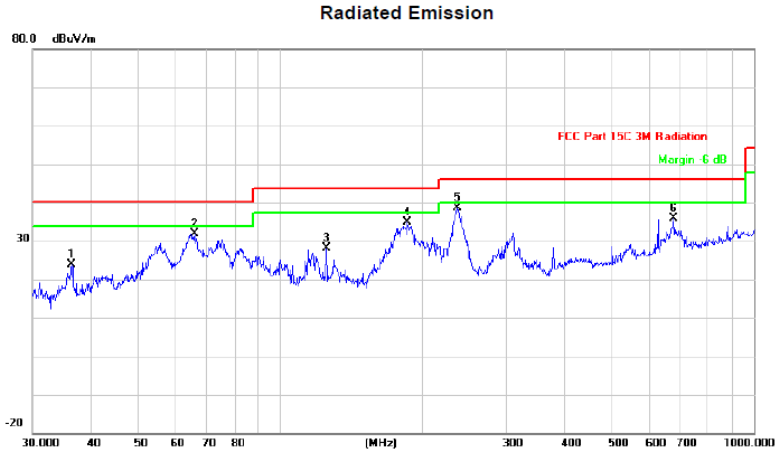

No.	Mk.	Freq.	Reading Level	Correct Factor	Measure-ment	Limit	Over		Antenna Height	Table Degree	
		MHz	dBuV	dB/m	dBuV/m	dBuV/m	dB	Detector	cm	degree	Comment
1		36.2610	35.33	-11.36	23.97	40.00	-16.03	peak			
2		65.8547	44.50	-12.63	31.87	40.00	-8.13	peak			
3		125.1851	38.66	-10.59	28.07	43.50	-15.43	peak			
4		185.4754	46.02	-11.06	34.96	43.50	-8.54	peak			
5	*	236.3035	48.54	-10.00	38.54	46.00	-7.46	peak			
6		677.3157	35.19	0.57	35.76	46.00	-10.24	peak			

HORIZONTAL

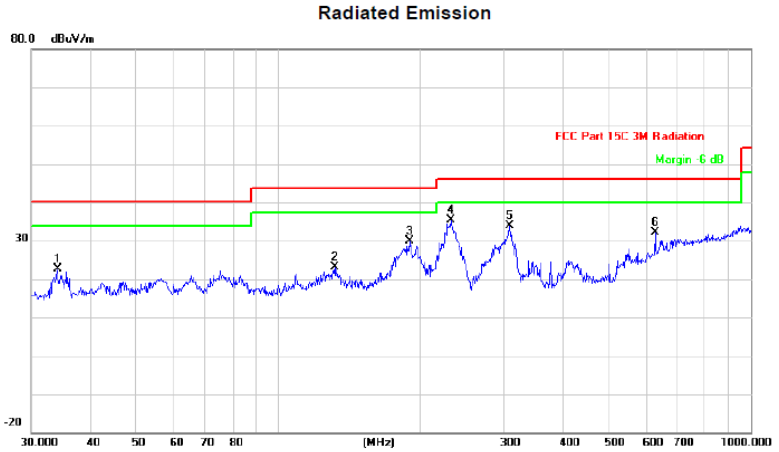

No.	Mk.	Freq.	Reading Level	Correct Factor	Measure-ment	Limit	Over		Antenna Height	Table Degree	
		MHz	dBuV	dB/m	dBuV/m	dBuV/m	dB	Detector	cm	degree	Comment
1		34.0407	34.42	-11.78	22.64	40.00	-17.36	peak			
2		131.4906	33.35	-10.22	23.13	43.50	-20.37	peak			
3		189.4230	41.07	-11.22	29.85	43.50	-13.65	peak			
4	*	232.1923	45.58	-10.18	35.40	46.00	-10.60	peak			
5		308.5494	42.04	-8.06	33.98	46.00	-12.02	peak			
6		626.9810	32.29	-0.19	32.10	46.00	-13.90	peak			

3) Radiated emission: Above 1G

Note:

1. Measurement = Reading + Correct Factor.
2. Over = Measurement – Limit

Above 1G (1GHz~18GHz)	Test mode:11A-CDD	Test Channel:36

VERTICAL

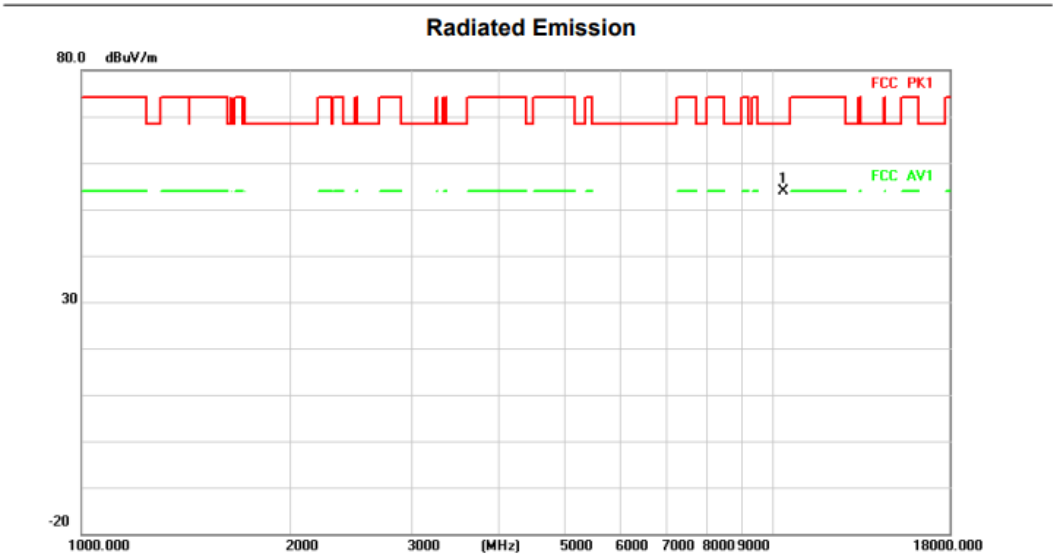

No.	Mk.	Freq.	Reading Level	Correct Factor	Measure-ment	Limit	Over		Antenna Height	Table Degree	
		MHz	dBuV	dB/m	dBuV/m	dBuV/m	dB	Detector	cm	degree	Comment
1	*	10360.000	44.63	9.21	53.84	68.20	-14.36	peak			

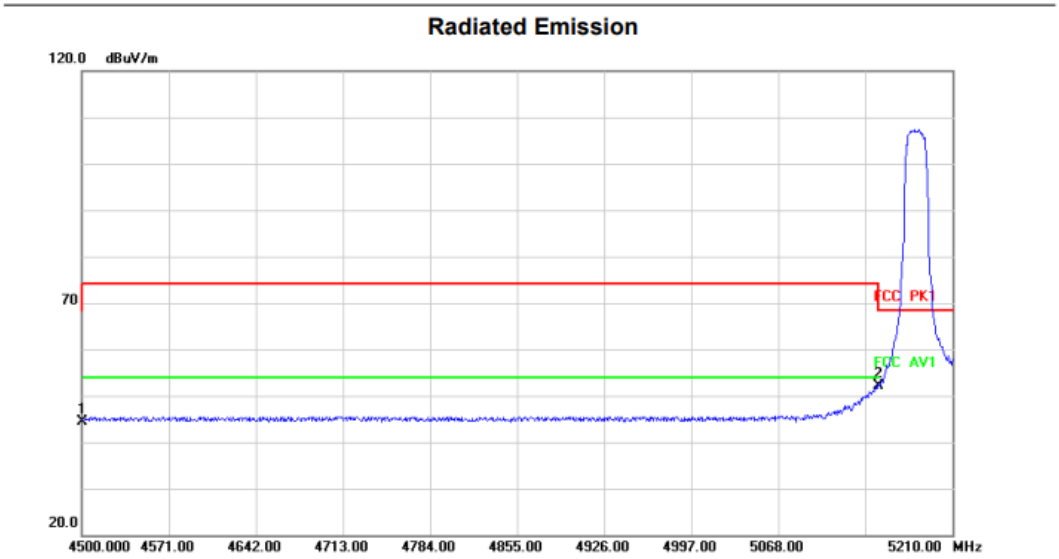

No.	Mk.	Freq.	Reading Level	Correct Factor	Measure-ment	Limit	Over		Antenna Height	Table Degree	
		MHz	dBuV	dB/m	dBuV/m	dBuV/m	dB	Detector	cm	degree	Comment
1		4500.000	37.28	7.17	44.45	68.20	-23.75	peak			
2	*	5150.000	43.06	9.17	52.23	68.20	-15.97	peak			

HORIZONTA

Radiated Emission

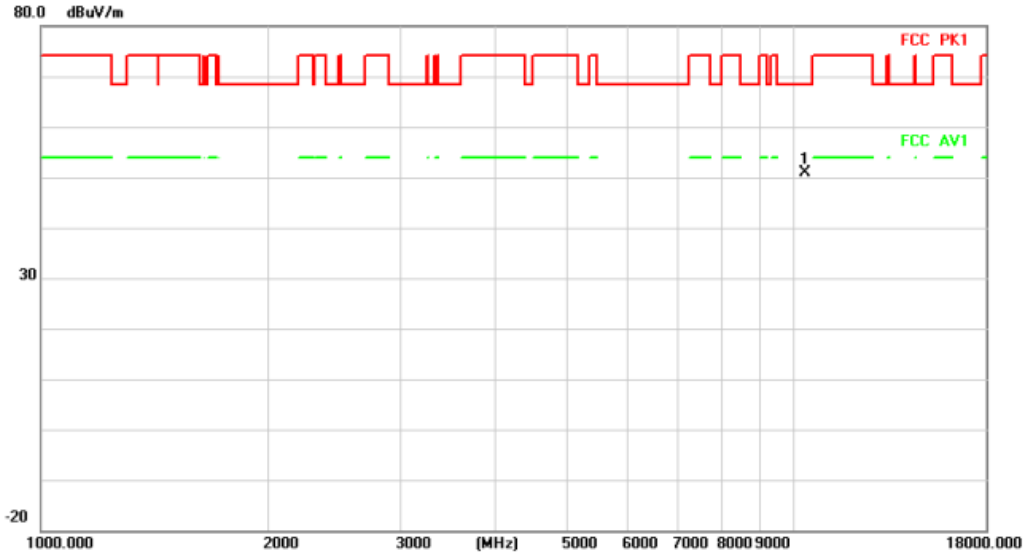

No.	Mk.	Freq.	Reading Level	Correct Factor	Measure-ment	Limit	Over		Antenna Height	Table Degree	
		MHz	dBuV	dB/m	dBuV/m	dBuV/m	dB	Detector	cm	degree	Comment
1	*	10360.000	41.64	9.21	50.85	68.20	-17.35	peak			

Radiated Emission

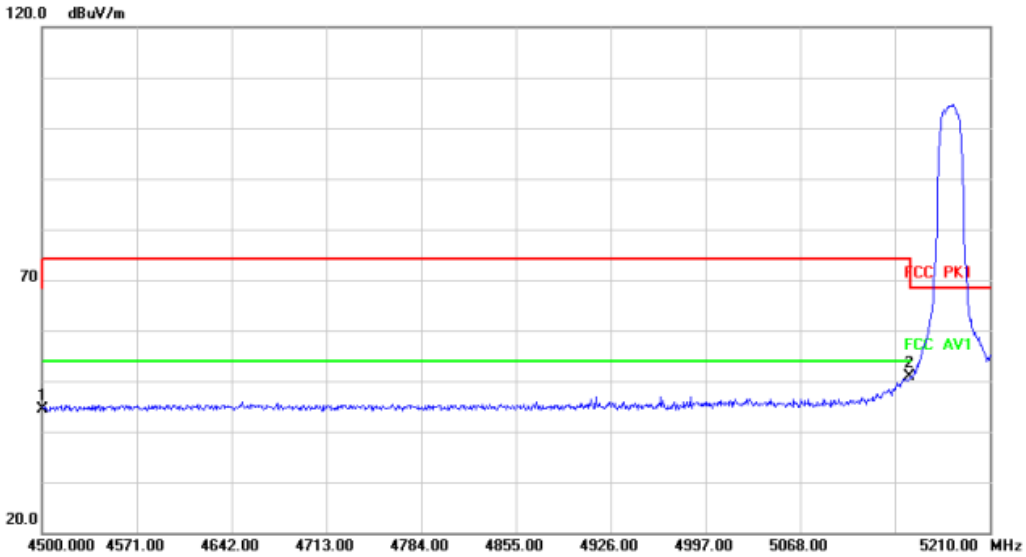

No.	Mk.	Freq.	Reading Level	Correct Factor	Measure-ment	Limit	Over		Antenna Height	Table Degree	
		MHz	dBuV	dB/m	dBuV/m	dBuV/m	dB	Detector	cm	degree	Comment
1		4500.000	37.10	7.17	44.27	68.20	-23.93	peak			
2	*	5150.000	41.73	9.17	50.90	68.20	-17.30	peak			

Above 1G (1GHz~18GHz)	Test mode:11A-CDD	Test Channel:40

VERTICAL

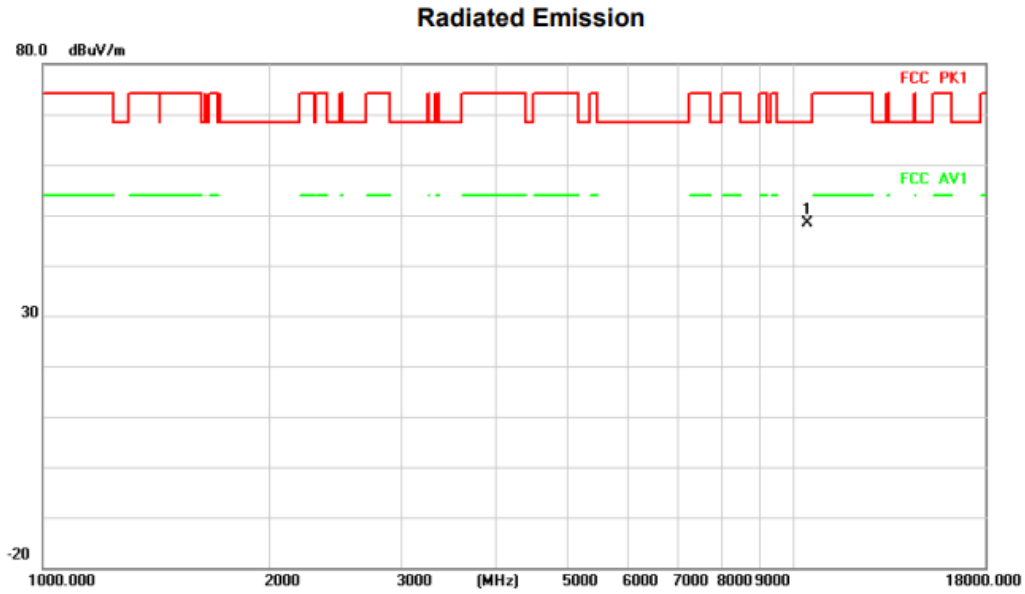

No.	Mk.	Freq.	Reading Level	Correct Factor	Measure-ment	Limit	Over		Antenna Height	Table Degree	
		MHz	dBuV	dB/m	dBuV/m	dBuV/m	dB	Detector	cm	degree	Comment
1	*	10400.000	39.24	9.26	48.50	68.20	-19.70	peak			

HORIZONTA

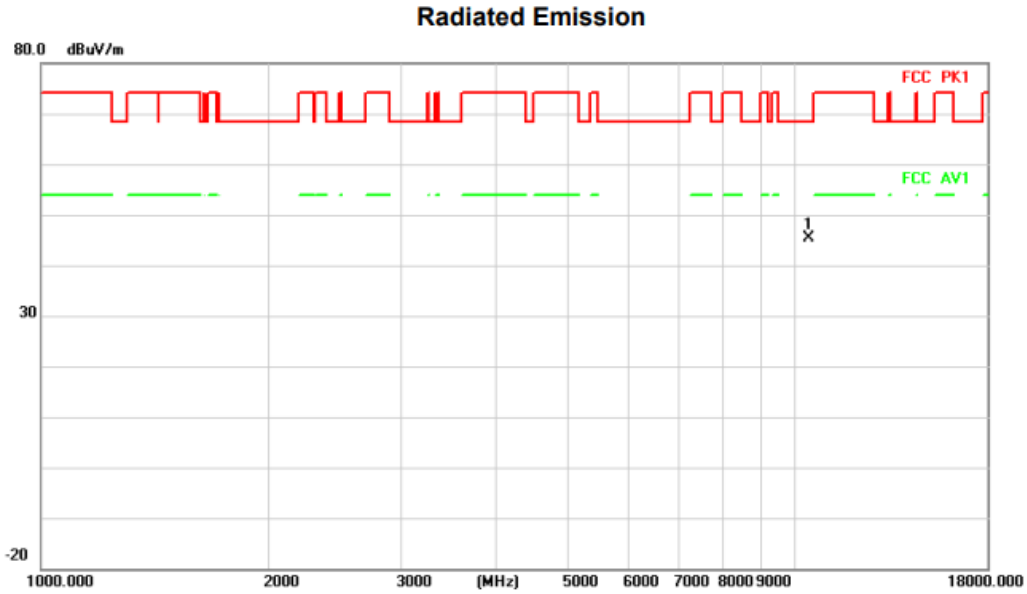

No.	Mk.	Freq.	Reading Level	Correct Factor	Measure-ment	Limit	Over		Antenna Height	Table Degree	
		MHz	dBuV	dB/m	dBuV/m	dBuV/m	dB	Detector	cm	degree	Comment
1	*	10400.000	36.01	9.26	45.27	68.20	-22.93	peak			

Above 1G (1GHz~18GHz)	Test mode:11A-CDD	Test Channel:48

VERTICAL

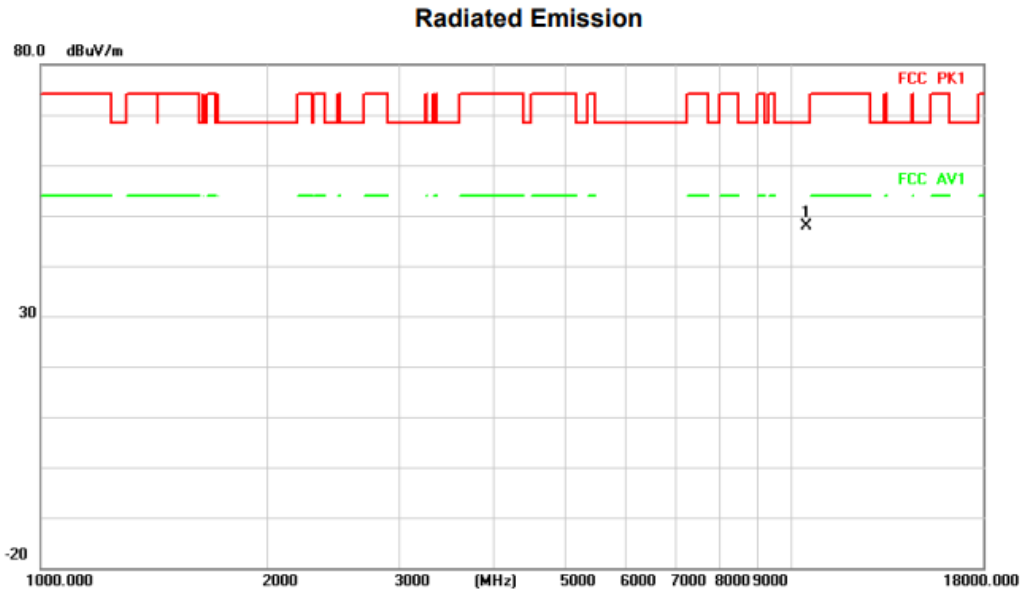

No.	Mk.	Freq.	Reading Level	Correct Factor	Measure-ment	Limit	Over		Antenna Height	Table Degree	
		MHz	dBuV	dB/m	dBuV/m	dBuV/m	dB	Detector	cm	degree	Comment
1	*	10480.000	38.44	9.37	47.81	68.20	-20.39	peak			

HORIZONTA

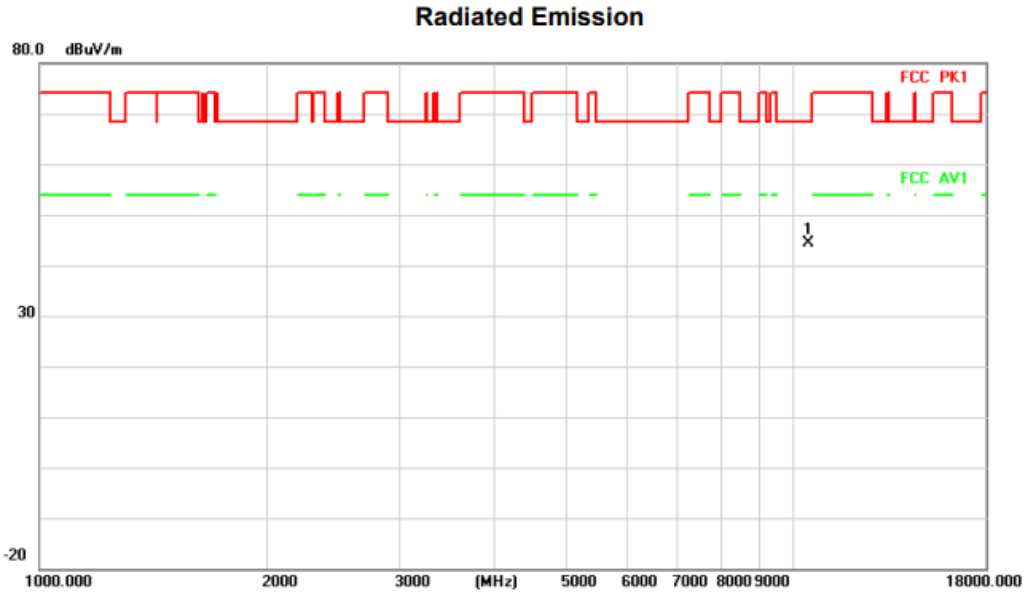

No.	Mk.	Freq.	Reading Level	Correct Factor	Measure-ment	Limit	Over		Antenna Height	Table Degree	
		MHz	dBuV	dB/m	dBuV/m	dBuV/m	dB	Detector	cm	degree	Comment
1	*	10480.000	34.91	9.37	44.28	68.20	-23.92	peak			

Above 1G (1GHz~18GHz)	Test mode:11A-CDD	Test Channel:52

VERTICAL

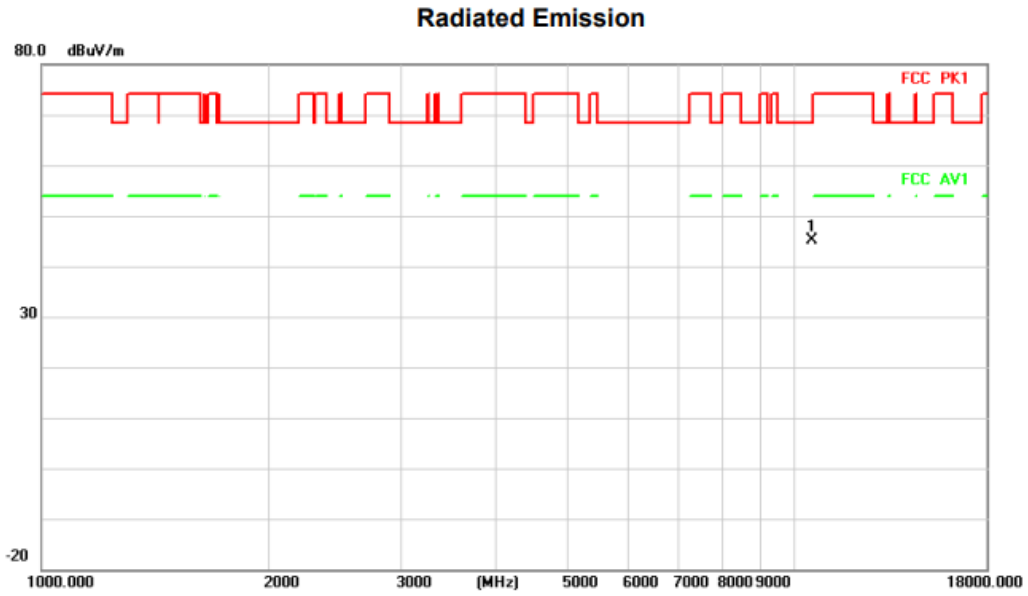

No.	Mk.	Freq.	Reading Level	Correct Factor	Measure-ment	Limit	Over		Antenna Height	Table Degree	
		MHz	dBuV	dB/m	dBuV/m	dBuV/m	dB	Detector	cm	degree	Comment
1	*	10520.000	35.80	9.41	45.21	68.20	-22.99	peak			

HORIZONTA

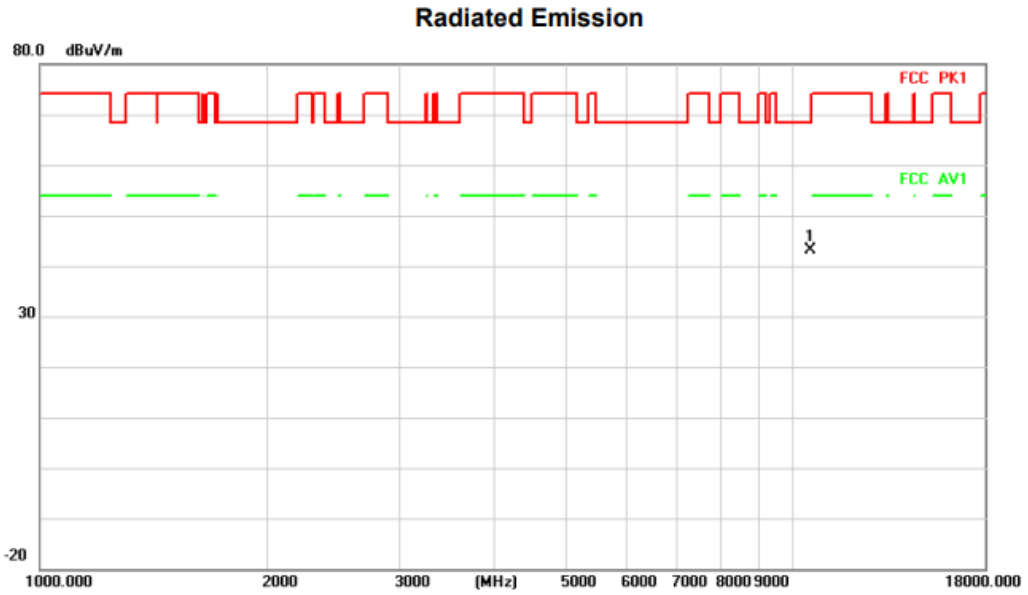

No.	Mk.	Freq.	Reading Level	Correct Factor	Measure-ment	Limit	Over		Antenna Height	Table Degree	
		MHz	dBuV	dB/m	dBuV/m	dBuV/m	dB	Detector	cm	degree	Comment
1	*	10520.000	33.81	9.41	43.22	68.20	-24.98	peak			

Above 1G (1GHz~18GHz)	Test mode:11A-CDD	Test Channel:56

VERTICAL

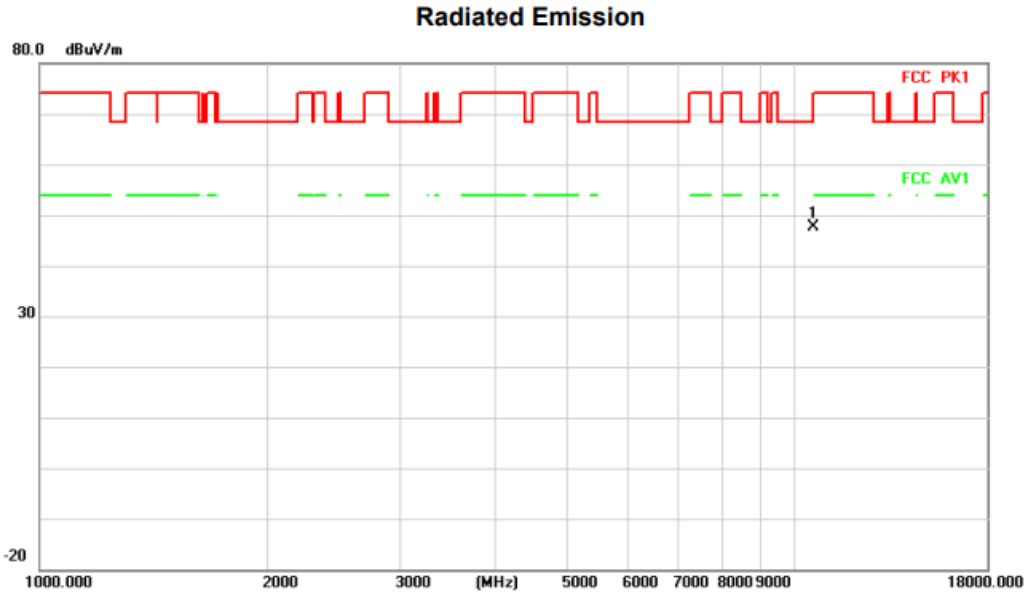

No.	Mk.	Freq.	Reading Level	Correct Factor	Measure-ment	Limit	Over		Antenna Height	Table Degree	
		MHz	dBuV	dB/m	dBuV/m	dBuV/m	dB	Detector	cm	degree	Comment
1	*	10560.000	38.08	9.46	47.54	68.20	-20.66	peak			

HORIZONTA

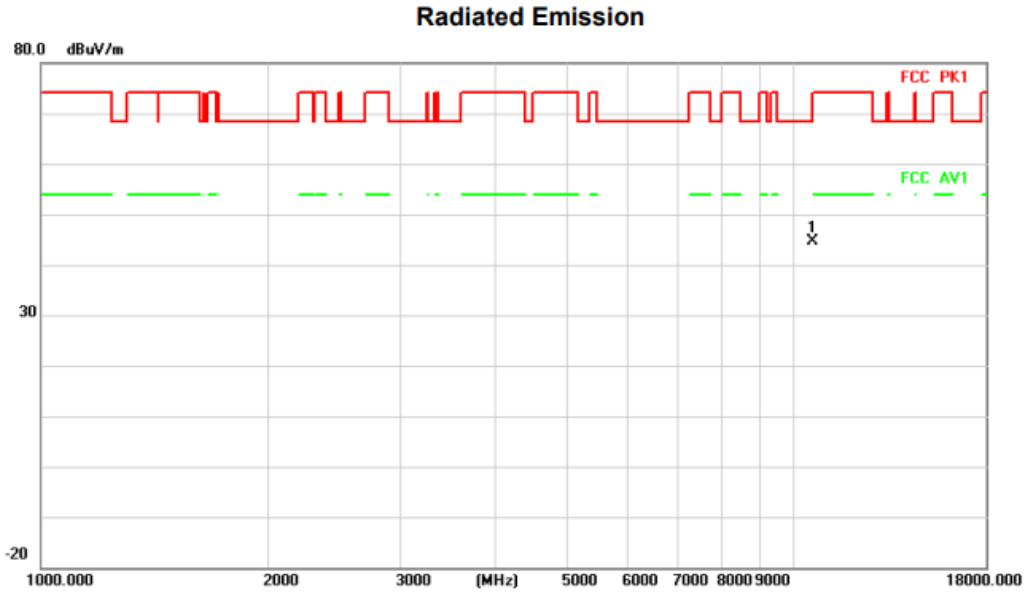

No.	Mk.	Freq.	Reading Level	Correct Factor	Measure-ment	Limit	Over		Antenna Height	Table Degree	
		MHz	dBuV	dB/m	dBuV/m	dBuV/m	dB	Detector	cm	degree	Comment
1	*	10560.000	35.07	9.46	44.53	68.20	-23.67	peak			

Above 1G (1GHz~18GHz)	Test mode:11A-CDD	Test Channel:64

VERTICAL

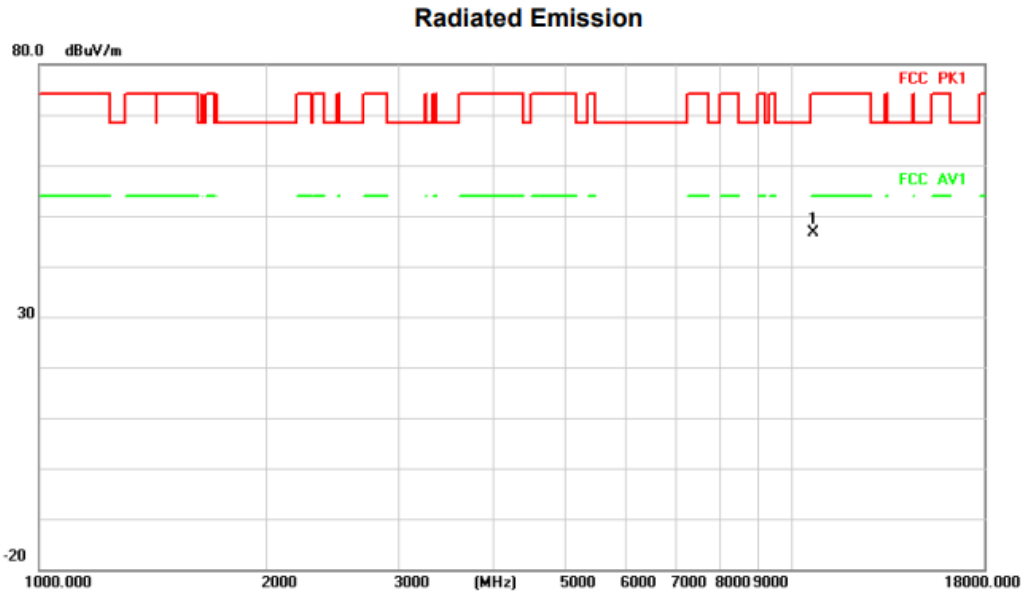

No.	Mk.	Freq.	Reading Level	Correct Factor	Measure-ment	Limit	Over		Antenna Height	Table Degree	
		MHz	dBuV	dB/m	dBuV/m	dBuV/m	dB	Detector	cm	degree	Comment
1	*	10640.000	37.13	9.58	46.71	74.00	-27.29	peak			

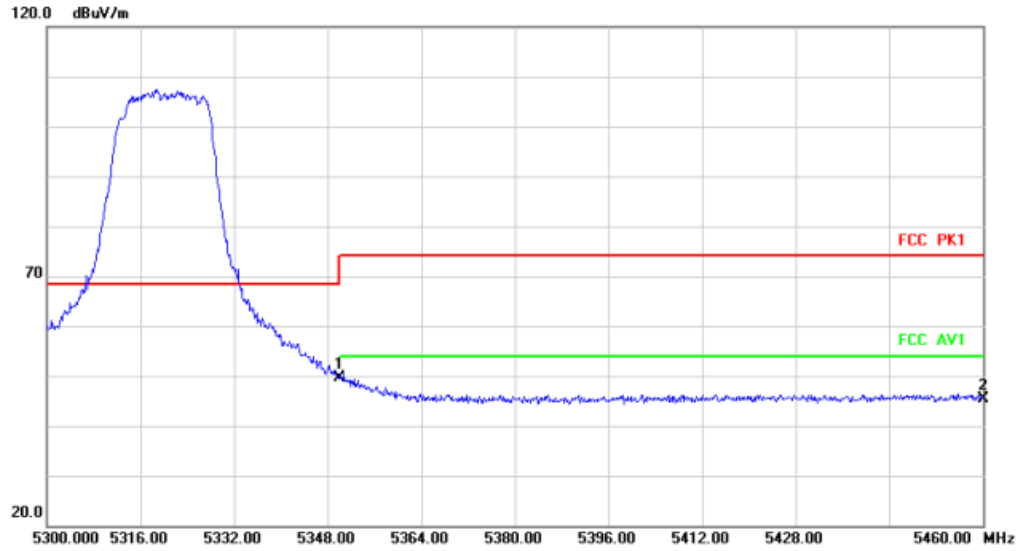

No.	Mk.	Freq.	Reading Level	Correct Factor	Measure-ment	Limit	Over		Antenna Height	Table Degree	
		MHz	dBuV	dB/m	dBuV/m	dBuV/m	dB	Detector	cm	degree	Comment
1	*	5350.000	40.41	9.30	49.71	68.20	-18.49	peak			
2		5460.000	36.14	9.31	45.45	68.20	-22.75	peak			

HORIZONTA

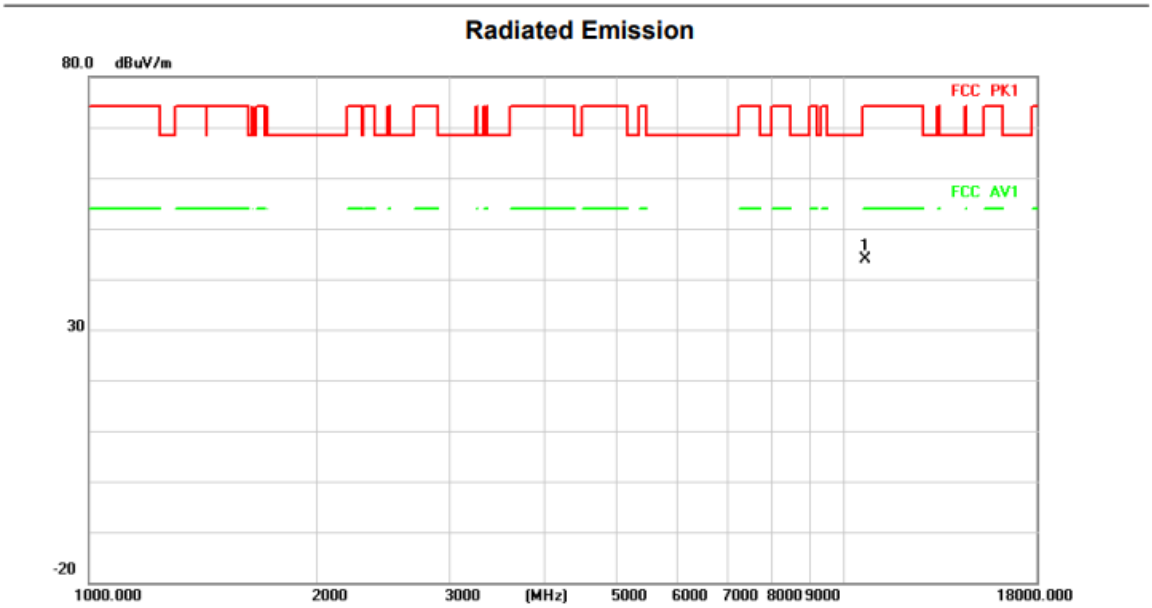

No.	Mk.	Freq.	Reading Level	Correct Factor	Measure-ment	Limit	Over		Antenna Height	Table Degree	
		MHz	dBuV	dB/m	dBuV/m	dBuV/m	dB	Detector	cm	degree	Comment
1	*	10640.000	34.30	9.58	43.88	74.00	-30.12	peak			

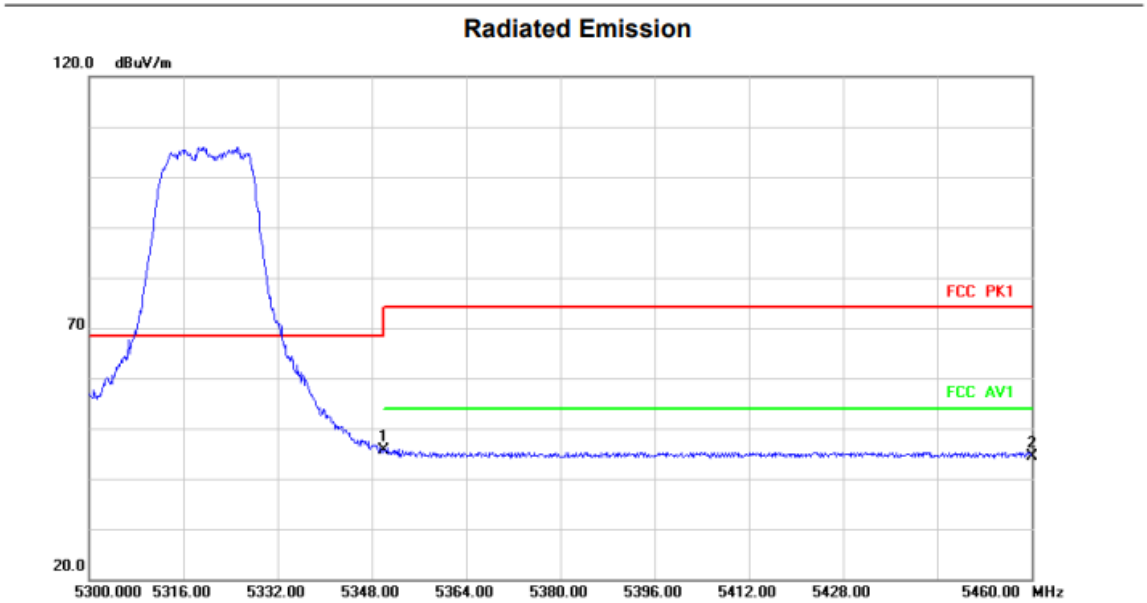

No.	Mk.	Freq.	Reading Level	Correct Factor	Measure-ment	Limit	Over		Antenna Height	Table Degree	
		MHz	dBuV	dB/m	dBuV/m	dBuV/m	dB	Detector	cm	degree	Comment
1	*	5350.000	36.41	9.30	45.71	68.20	-22.49	peak			
2		5460.000	35.14	9.31	44.45	68.20	-23.75	peak			

Above 1G (1GHz~18GHz)	Test mode:11A-CDD	Test Channel:100

VERTICAL

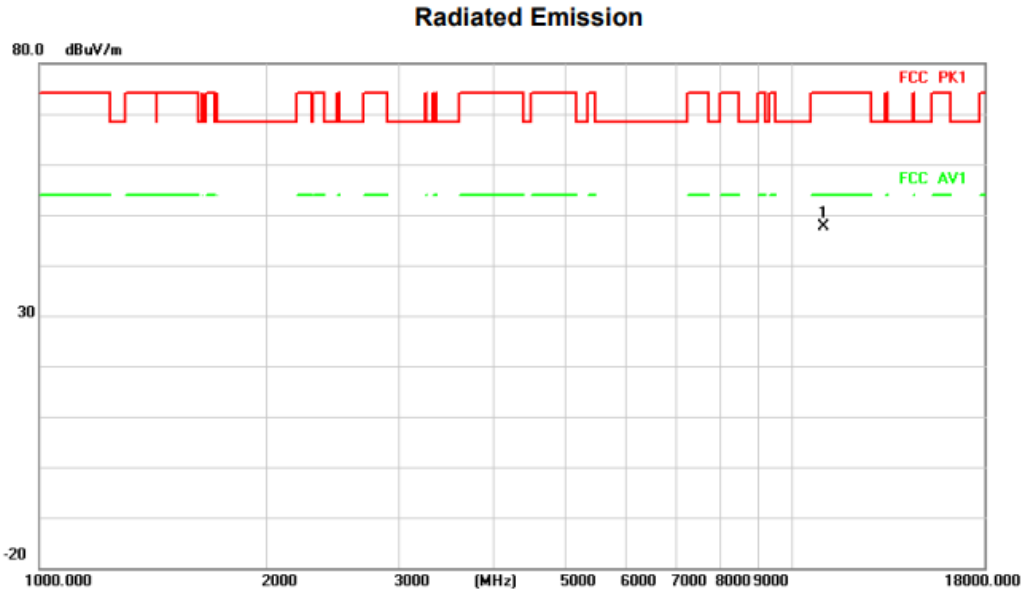

No.	Mk.	Freq.	Reading Level	Correct Factor	Measure-ment	Limit	Over		Antenna Height	Table Degree	
		MHz	dBuV	dB/m	dBuV/m	dBuV/m	dB	Detector	cm	degree	Comment
1	*	11000.000	37.47	10.18	47.65	74.00	-26.35	peak			

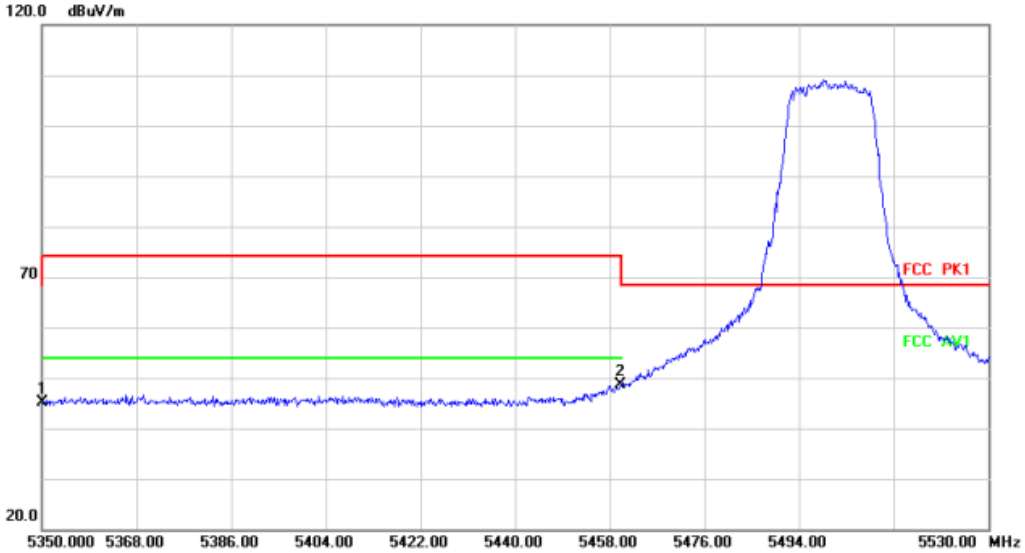

No.	Mk.	Freq.	Reading Level	Correct Factor	Measure-ment	Limit	Over		Antenna Height	Table Degree	
		MHz	dBuV	dB/m	dBuV/m	dBuV/m	dB	Detector	cm	degree	Comment
1		5350.000	35.78	9.30	45.08	68.20	-23.12	peak			
2	*	5460.000	39.40	9.31	48.71	68.20	-19.49	peak			

HORIZONTA

Radiated Emission

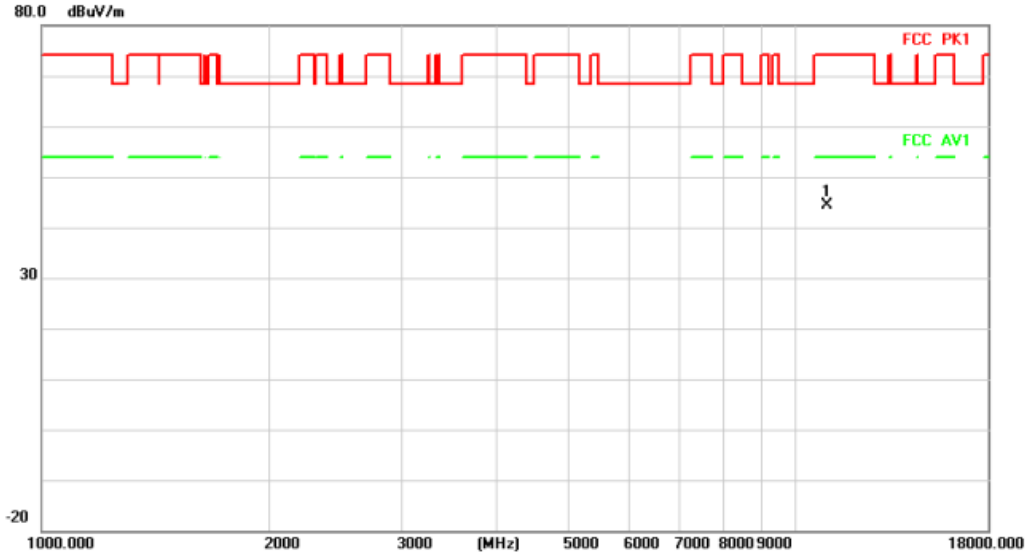

No.	Mk.	Freq.	Reading Level	Correct Factor	Measure-ment	Limit	Over		Antenna Height	Table Degree	
		MHz	dBuV	dB/m	dBuV/m	dBuV/m	dB	Detector	cm	degree	Comment
1	*	11000.000	34.17	10.18	44.35	74.00	-29.65	peak			

Radiated Emission

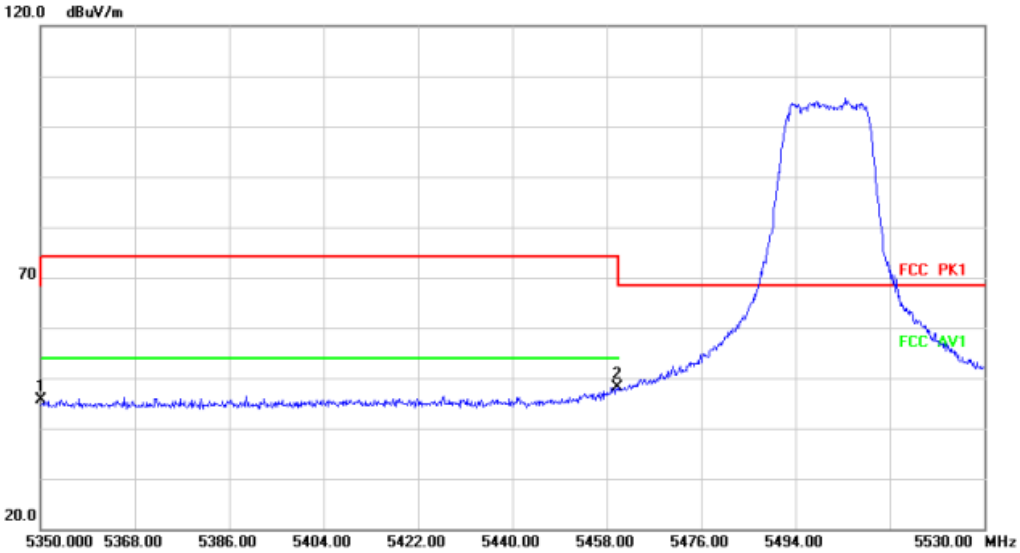

No.	Mk.	Freq.	Reading Level	Correct Factor	Measure-ment	Limit	Over		Antenna Height	Table Degree	
		MHz	dBuV	dB/m	dBuV/m	dBuV/m	dB	Detector	cm	degree	Comment
1		5350.000	36.24	9.30	45.54	68.20	-22.66	peak			
2	*	5460.000	38.91	9.31	48.22	68.20	-19.98	peak			

Above 1G (1GHz~18GHz)	Test mode:11A-CDD	Test Channel:116

VERTICAL

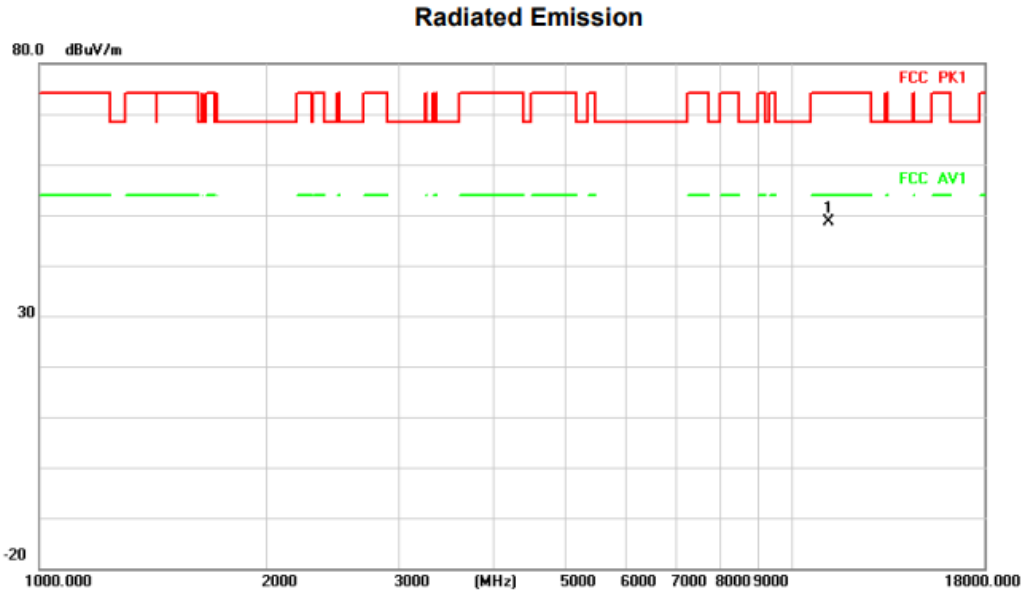

No.	Mk.	Freq.	Reading Level	Correct Factor	Measure-ment	Limit	Over		Antenna Height	Table Degree	
		MHz	dBuV	dB/m	dBuV/m	dBuV/m	dB	Detector	cm	degree	Comment
1	*	11160.000	38.64	9.88	48.52	74.00	-25.48	peak			

HORIZONTA

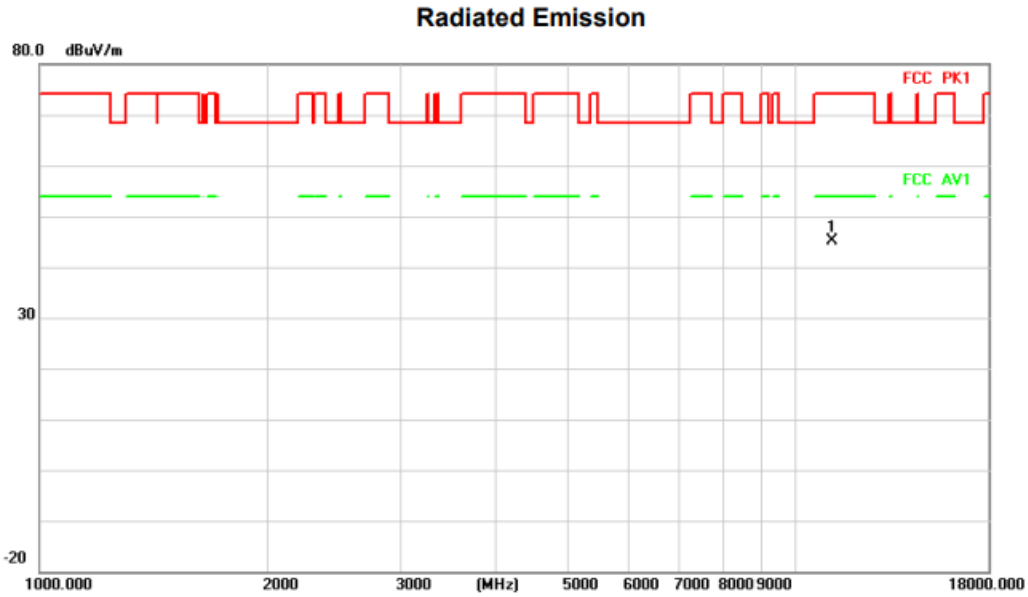

No.	Mk.	Freq.	Reading Level	Correct Factor	Measure-ment	Limit	Over		Antenna Height	Table Degree	
		MHz	dBuV	dB/m	dBuV/m	dBuV/m	dB	Detector	cm	degree	Comment
1	*	11160.000	35.24	9.88	45.12	74.00	-28.88	peak			

Above 1G (1GHz~18GHz)	Test mode:11A-CDD	Test Channel:140

VERTICAL

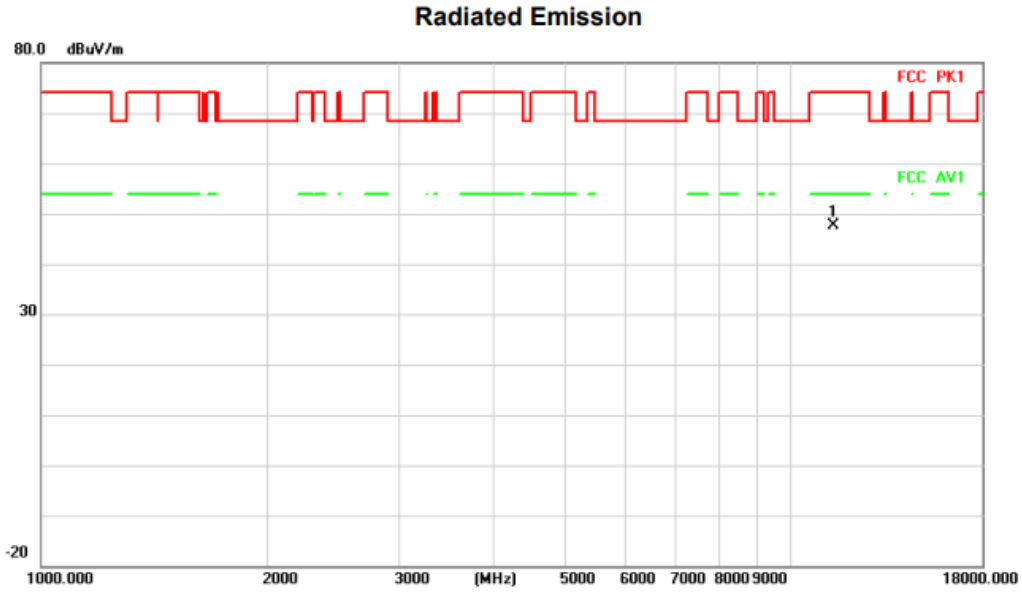

No.	Mk.	Freq.	Reading Level	Correct Factor	Measure-ment	Limit	Over		Antenna Height	Table Degree	
		MHz	dBuV	dB/m	dBuV/m	dBuV/m	dB	Detector	cm	degree	Comment
1	*	11400.000	38.13	9.43	47.56	74.00	-26.44	peak			

HORIZONTA

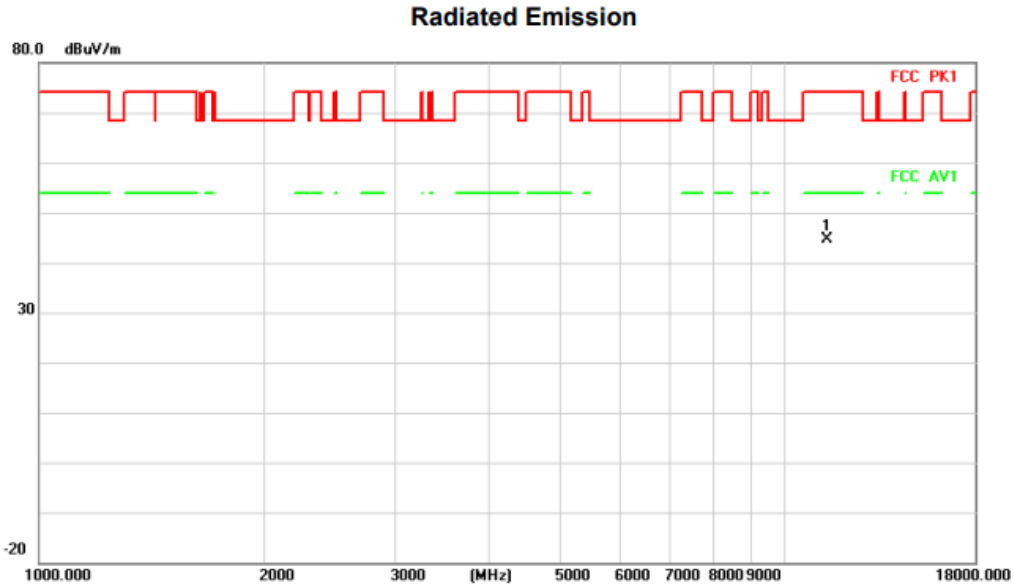

No.	Mk.	Freq.	Reading Level	Correct Factor	Measure-ment	Limit	Over		Antenna Height	Table Degree	
		MHz	dBuV	dB/m	dBuV/m	dBuV/m	dB	Detector	cm	degree	Comment
1	*	11400.000	35.30	9.43	44.73	74.00	-29.27	peak			

Above 1G (1GHz~18GHz)	Test mode:11A-CDD	Test Channel:149

VERTICAL

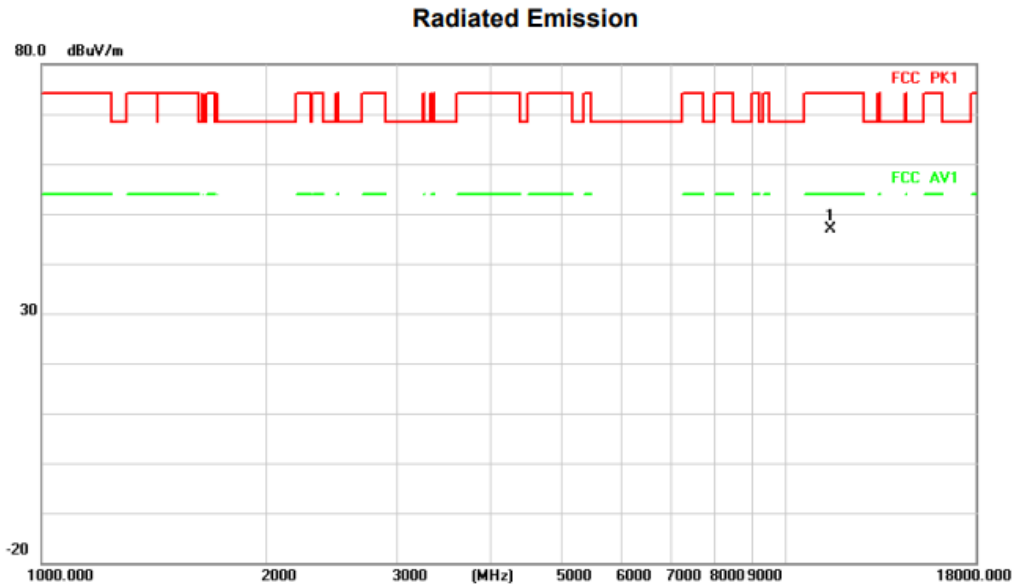

No.	Mk.	Freq.	Reading Level	Correct Factor	Measure-ment	Limit	Over		Antenna Height	Table Degree	
		MHz	dBuV	dB/m	dBuV/m	dBuV/m	dB	Detector	cm	degree	Comment
1	*	11490.000	37.15	9.70	46.85	74.00	-27.15	peak			

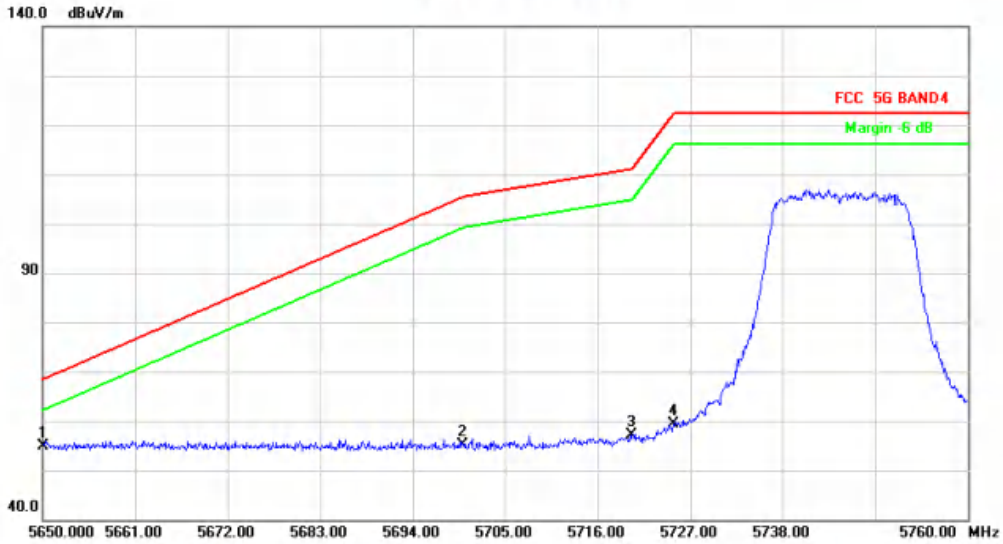

No.	Mk.	Freq.	Reading Level	Correct Factor	Measure-ment	Limit	Over		Antenna Height	Table Degree	
		MHz	dBuV	dB/m	dBuV/m	dBuV/m	dB	Detector	cm	degree	Comment
1	*	5650.000	45.80	9.16	54.96	68.20	-13.24	peak			
2		5700.000	46.12	9.10	55.22	105.20	-49.98	peak			
3		5720.000	48.09	9.08	57.17	110.80	-53.63	peak			
4		5725.000	50.24	9.08	59.32	122.20	-62.88	peak			

HORIZONTA

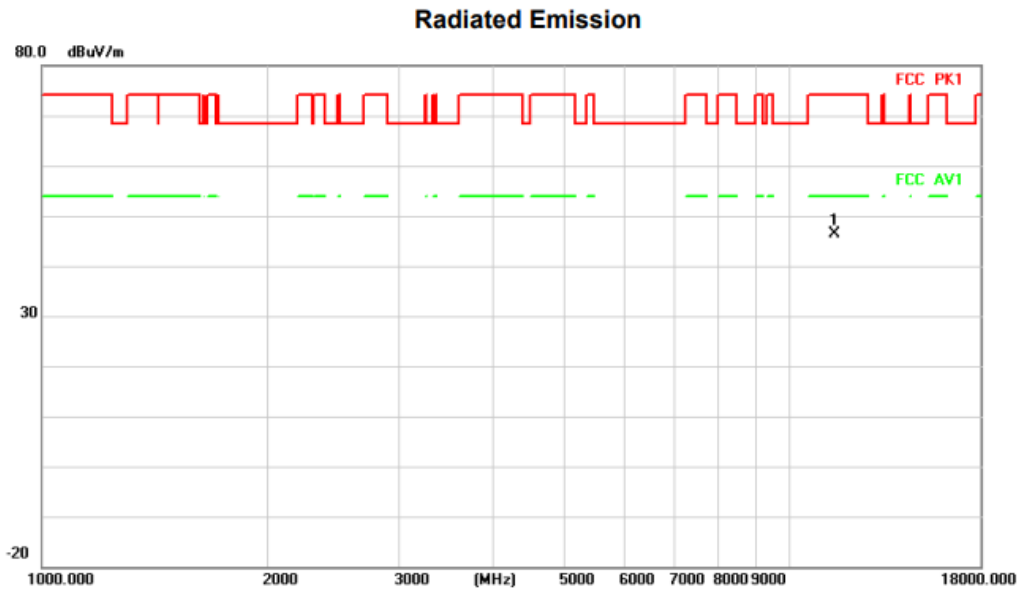

No.	Mk.	Freq.	Reading Level	Correct Factor	Measure-ment	Limit	Over		Antenna Height	Table Degree	
		MHz	dBuV	dB/m	dBuV/m	dBuV/m	dB	Detector	cm	degree	Comment
1	*	11490.000	36.68	9.70	46.38	74.00	-27.62	peak			

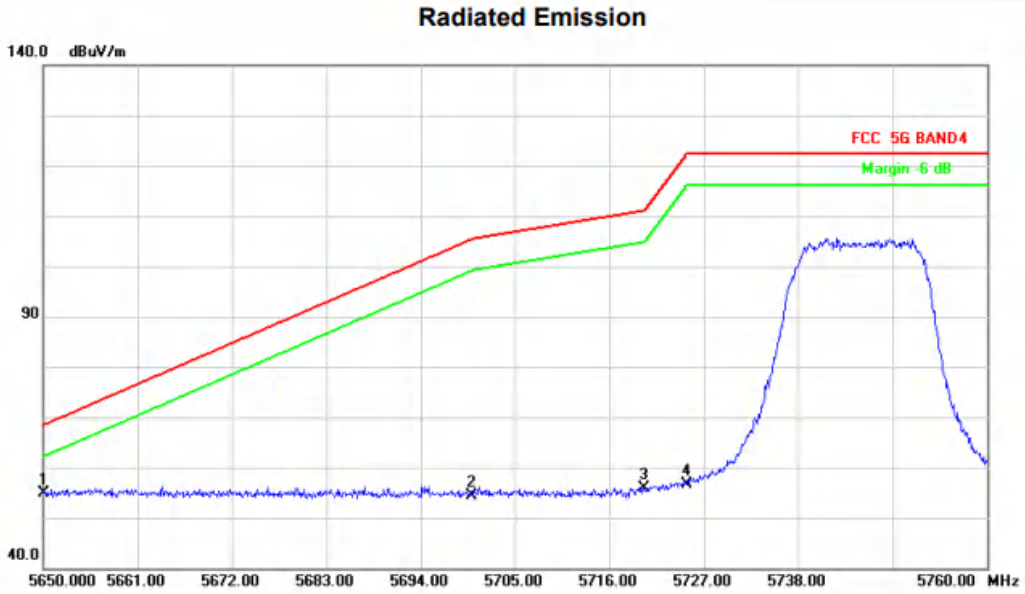

No.	Mk.	Freq.	Reading Level	Correct Factor	Measure-ment	Limit	Over		Antenna Height	Table Degree	
		MHz	dBuV	dB/m	dBuV/m	dBuV/m	dB	Detector	cm	degree	Comment
1	*	5650.000	45.69	9.16	54.85	68.20	-13.35	peak			
2		5700.000	45.16	9.10	54.26	105.20	-50.94	peak			
3		5720.000	46.81	9.08	55.89	110.80	-54.91	peak			
4		5725.000	47.56	9.08	56.64	122.20	-65.56	peak			

Above 1G (1GHz~18GHz)	Test mode:11A-CDD	Test Channel:157

VERTICAL

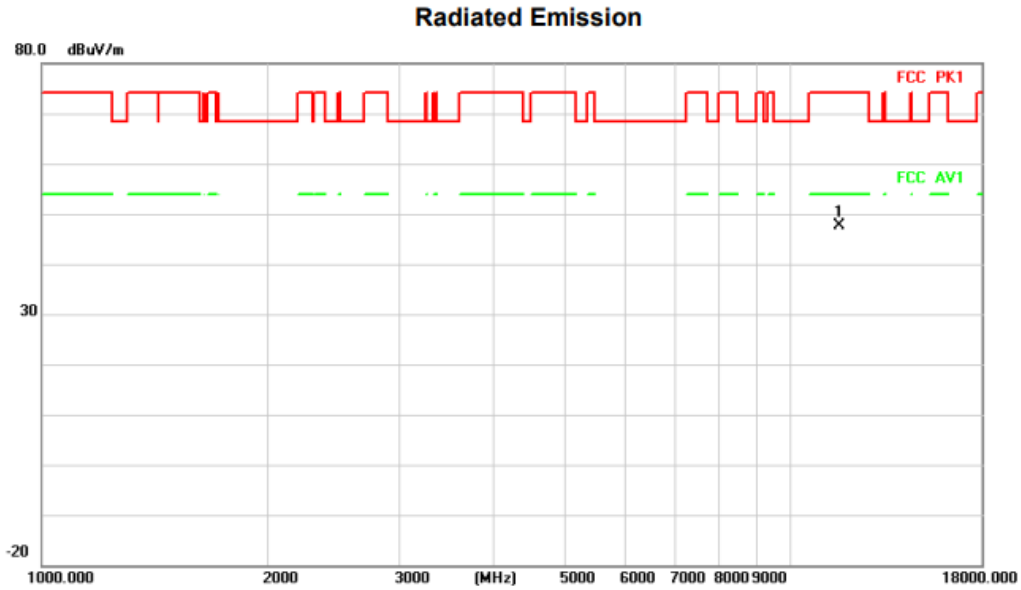

No.	Mk.	Freq.	Reading Level	Correct Factor	Measure-ment	Limit	Over		Antenna Height	Table Degree	
		MHz	dBuV	dB/m	dBuV/m	dBuV/m	dB	Detector	cm	degree	Comment
1	*	11570.000	37.59	9.94	47.53	74.00	-26.47	peak			

HORIZONTA

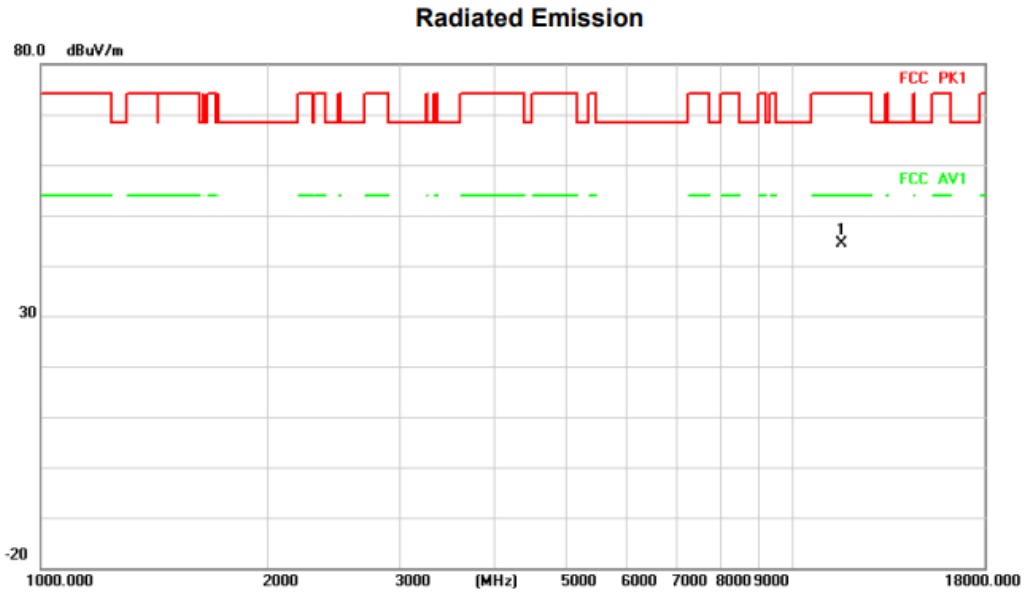

No.	Mk.	Freq.	Reading Level	Correct Factor	Measure-ment	Limit	Over		Antenna Height	Table Degree	
		MHz	dBuV	dB/m	dBuV/m	dBuV/m	dB	Detector	cm	degree	Comment
1	*	11570.000	34.56	9.94	44.50	74.00	-29.50	peak			

Above 1G (1GHz~18GHz)	Test mode:11A-CDD	Test Channel:165

VERTICAL

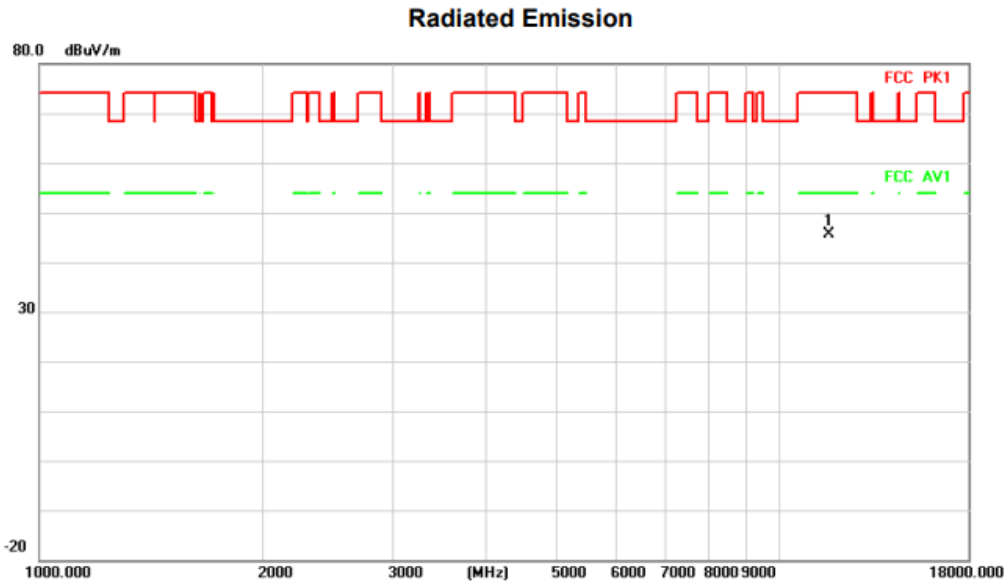

No.	Mk.	Freq.	Reading Level	Correct Factor	Measure-ment	Limit	Over		Antenna Height	Table Degree	
		MHz	dBuV	dB/m	dBuV/m	dBuV/m	dB	Detector	cm	degree	Comment
1	*	11650.000	35.56	10.18	45.74	74.00	-28.26	peak			

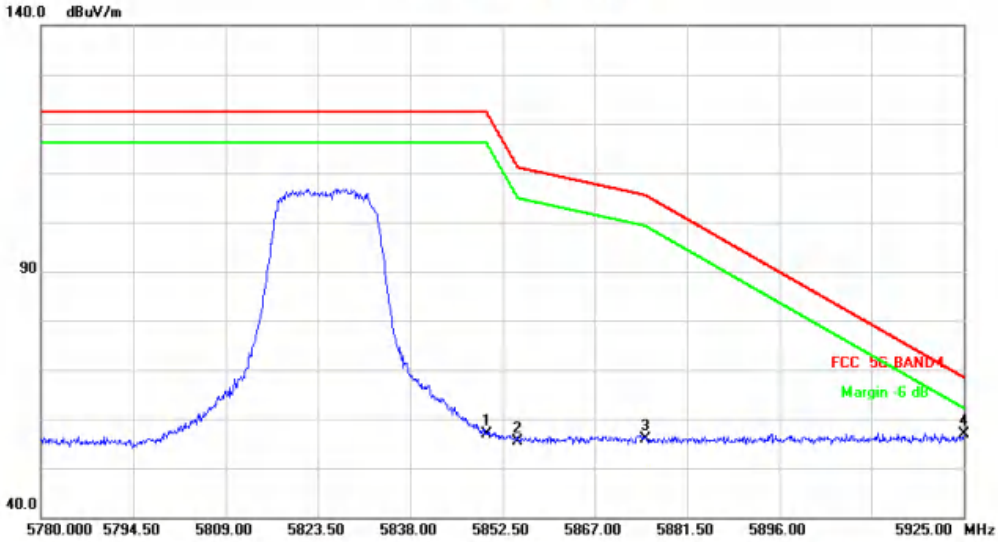

No.	Mk.	Freq.	Reading Level	Correct Factor	Measure-ment	Limit	Over		Antenna Height	Table Degree	
		MHz	dBuV	dB/m	dBuV/m	dBuV/m	dB	Detector	cm	degree	Comment
1		5850.000	47.58	9.24	56.82	122.20	-65.38	peak			
2		5855.000	46.07	9.26	55.33	110.80	-55.47	peak			
3		5875.000	46.47	9.36	55.83	105.20	-49.37	peak			
4	*	5925.000	47.23	9.61	56.84	68.20	-11.36	peak			

HORIZONTA

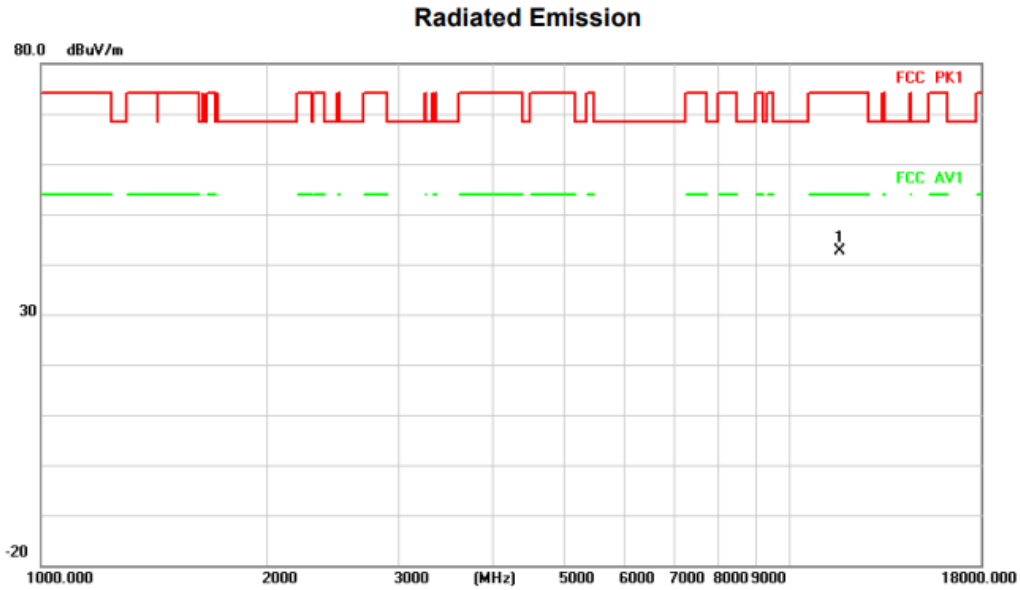

No.	Mk.	Freq.	Reading Level	Correct Factor	Measure-ment	Limit	Over		Antenna Height	Table Degree	
		MHz	dBuV	dB/m	dBuV/m	dBuV/m	dB	Detector	cm	degree	Comment
1	*	11650.000	32.57	10.18	42.75	74.00	-31.25	peak			

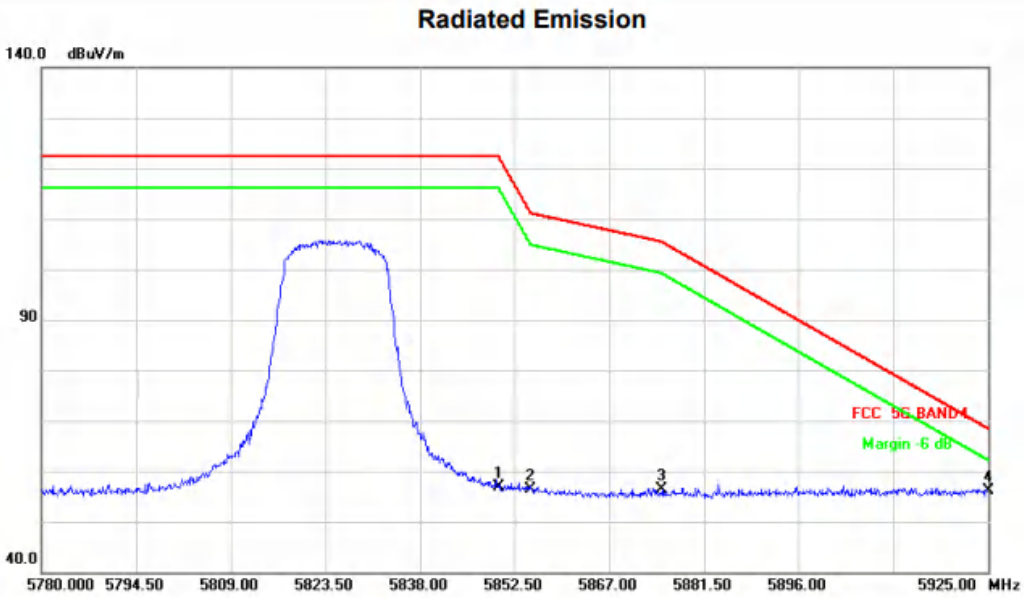

No.	Mk.	Freq.	Reading Level	Correct Factor	Measure-ment	Limit	Over		Antenna Height	Table Degree	
		MHz	dBuV	dB/m	dBuV/m	dBuV/m	dB	Detector	cm	degree	Comment
1		5850.000	47.73	9.24	56.97	122.20	-65.23	peak			
2		5855.000	47.06	9.26	56.32	110.80	-54.48	peak			
3		5875.000	46.93	9.36	56.29	105.20	-48.91	peak			
4	*	5925.000	46.44	9.61	56.05	68.20	-12.15	peak			

Above 1G (1GHz~18GHz)	Test mode: 11N20MIMO	Test Channel:36

VERTICAL

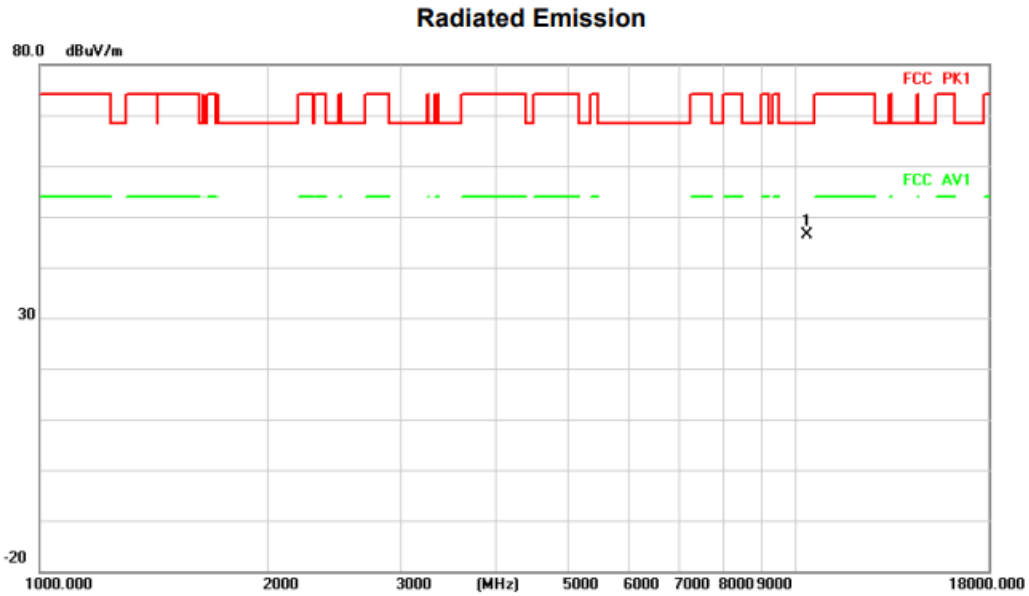

No.	Mk.	Freq.	Reading Level	Correct Factor	Measure-ment	Limit	Over		Antenna Height	Table Degree	
		MHz	dBuV	dB/m	dBuV/m	dBuV/m	dB	Detector	cm	degree	Comment
1	*	10360.000	37.12	9.21	46.33	68.20	-21.87	peak			

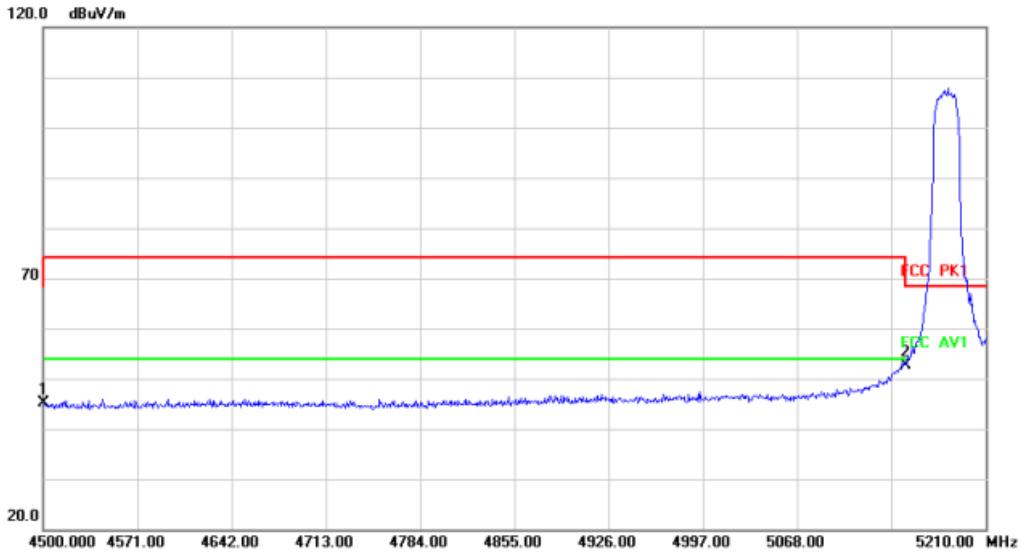

No.	Mk.	Freq.	Reading Level	Correct Factor	Measure-ment	Limit	Over		Antenna Height	Table Degree	
		MHz	dBuV	dB/m	dBuV/m	dBuV/m	dB	Detector	cm	degree	Comment
1		4500.000	37.91	7.17	45.08	68.20	-23.12	peak			
2	*	5150.000	43.44	9.17	52.61	68.20	-15.59	peak			

HORIZONTA

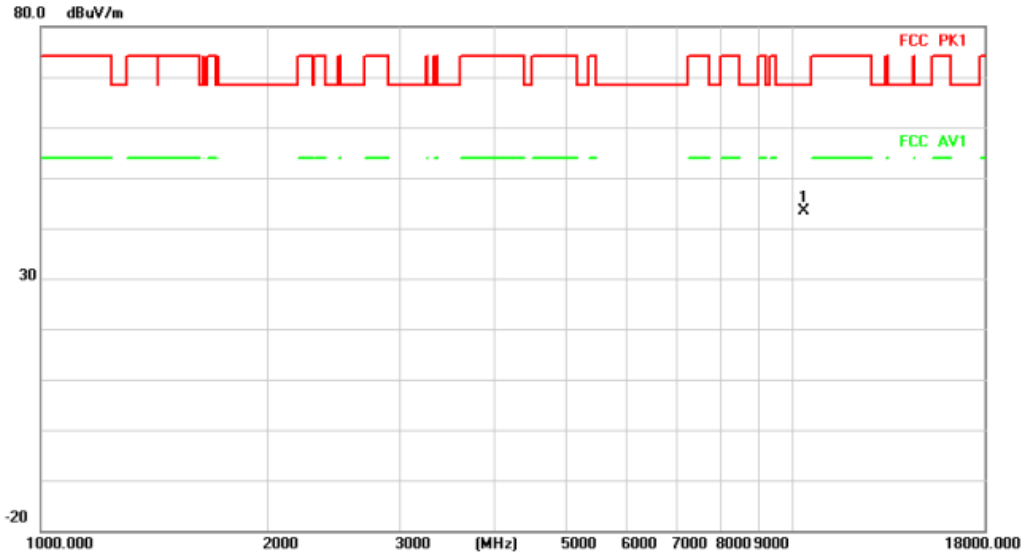

No.	Mk.	Freq.	Reading Level	Correct Factor	Measure-ment	Limit	Over		Antenna Height	Table Degree	
		MHz	dBuV	dB/m	dBuV/m	dBuV/m	dB	Detector	cm	degree	Comment
1	*	10360.000	34.20	9.21	43.41	68.20	-24.79	peak			

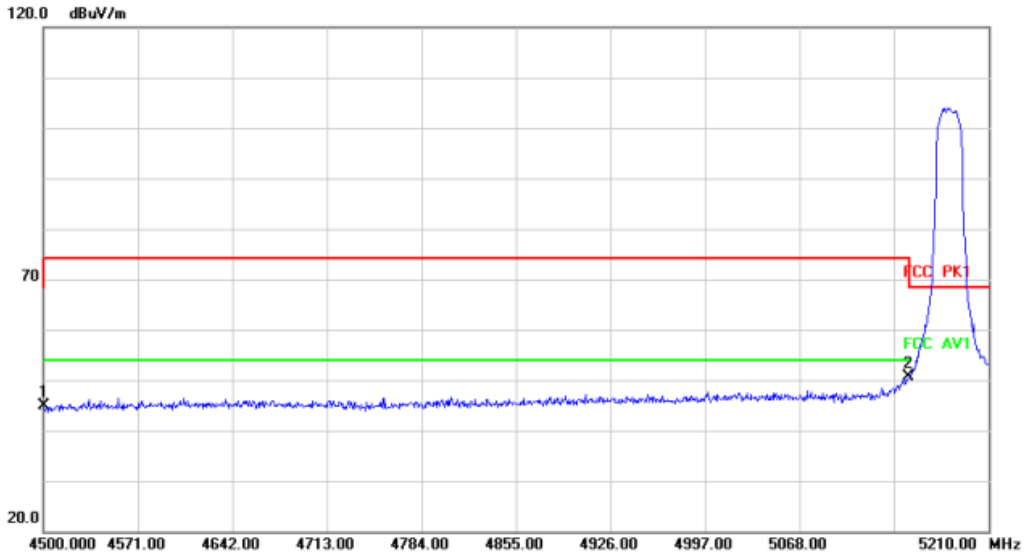

No.	Mk.	Freq.	Reading Level	Correct Factor	Measure-ment	Limit	Over		Antenna Height	Table Degree	
		MHz	dBuV	dB/m	dBuV/m	dBuV/m	dB	Detector	cm	degree	Comment
1		4500.000	37.81	7.17	44.98	68.20	-23.22	peak			
2	*	5150.000	41.53	9.17	50.70	68.20	-17.50	peak			

Above 1G (1GHz~18GHz)	Test mode: 11N20MIMO	Test Channel:40

VERTICAL

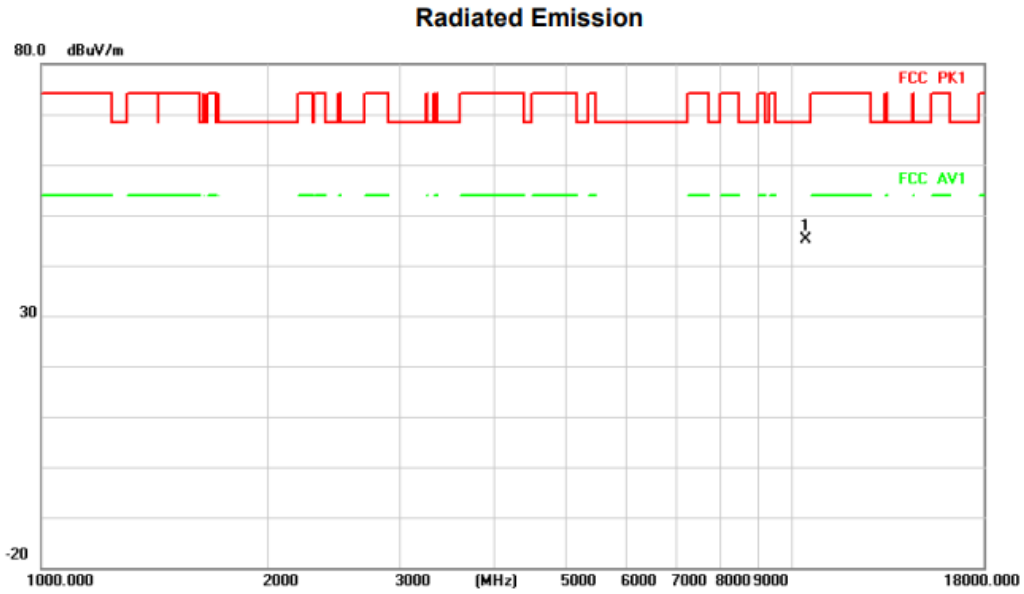

No.	Mk.	Freq.	Reading Level	Correct Factor	Measure-ment	Limit	Over		Antenna Height	Table Degree	
		MHz	dBuV	dB/m	dBuV/m	dBuV/m	dB	Detector	cm	degree	Comment
1	*	10400.000	35.82	9.26	45.08	68.20	-23.12	peak			

HORIZONTA

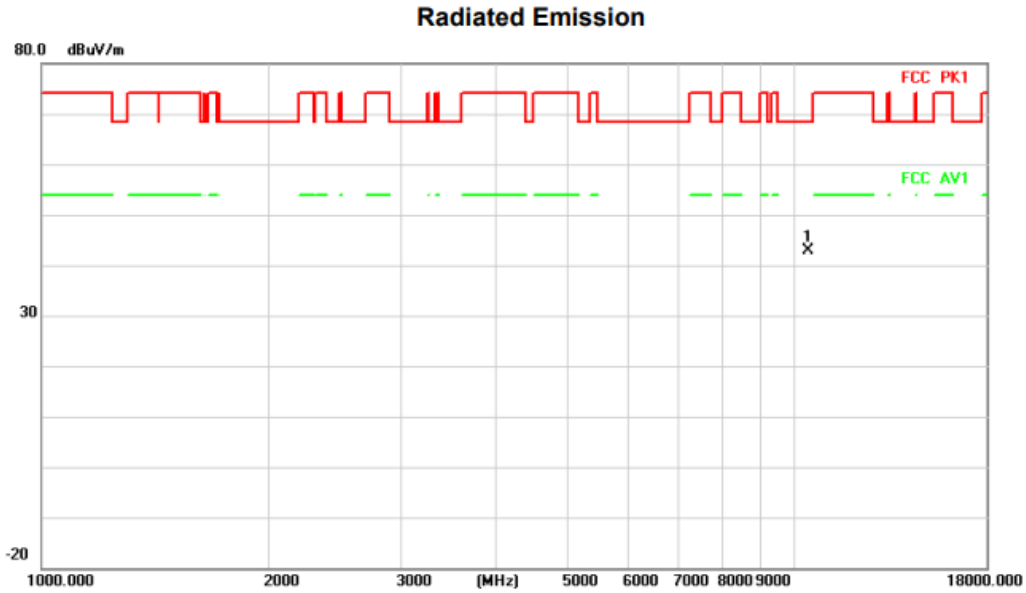

No.	Mk.	Freq.	Reading Level	Correct Factor	Measure-ment	Limit	Over		Antenna Height	Table Degree	
		MHz	dBuV	dB/m	dBuV/m	dBuV/m	dB	Detector	cm	degree	Comment
1	*	10400.000	33.61	9.26	42.87	68.20	-25.33	peak			

Above 1G (1GHz~18GHz)	Test mode: 11N20MIMO	Test Channel:48

VERTICAL

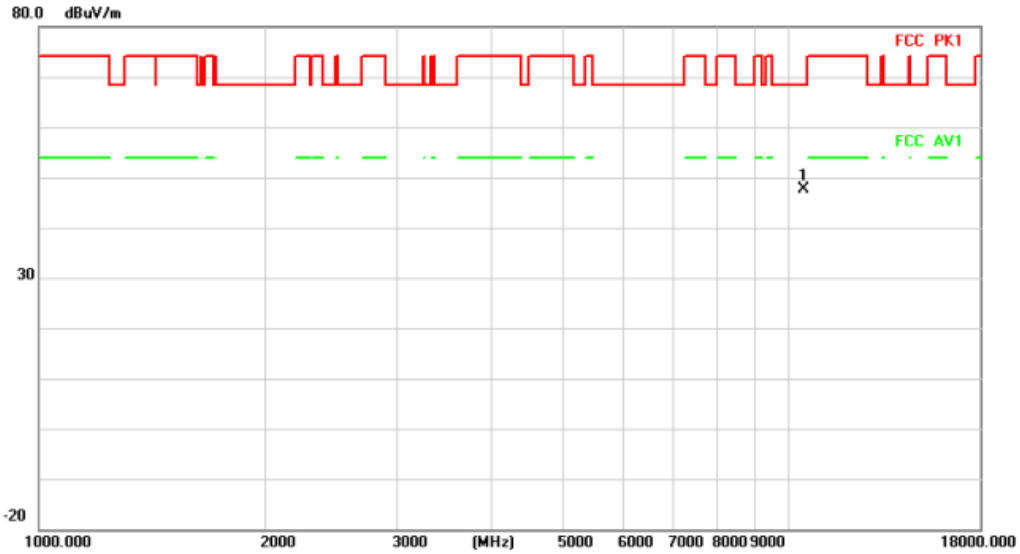

No.	Mk.	Freq.	Reading Level	Correct Factor	Measure-ment	Limit	Over		Antenna Height	Table Degree	
		MHz	dBuV	dB/m	dBuV/m	dBuV/m	dB	Detector	cm	degree	Comment
1	*	10480.000	38.23	9.37	47.60	68.20	-20.60	peak			

HORIZONTA

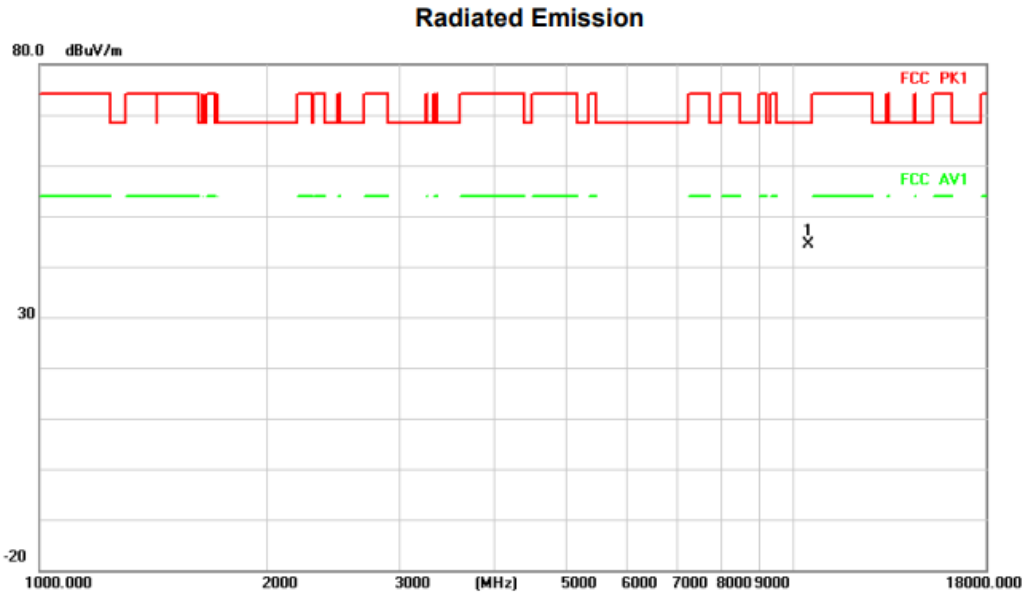

No.	Mk.	Freq.	Reading Level	Correct Factor	Measure-ment	Limit	Over		Antenna Height	Table Degree	
		MHz	dBuV	dB/m	dBuV/m	dBuV/m	dB	Detector	cm	degree	Comment
1	*	10480.000	34.90	9.37	44.27	68.20	-23.93	peak			

Above 1G (1GHz~18GHz)	Test mode: 11N20MIMO	Test Channel:52

VERTICAL

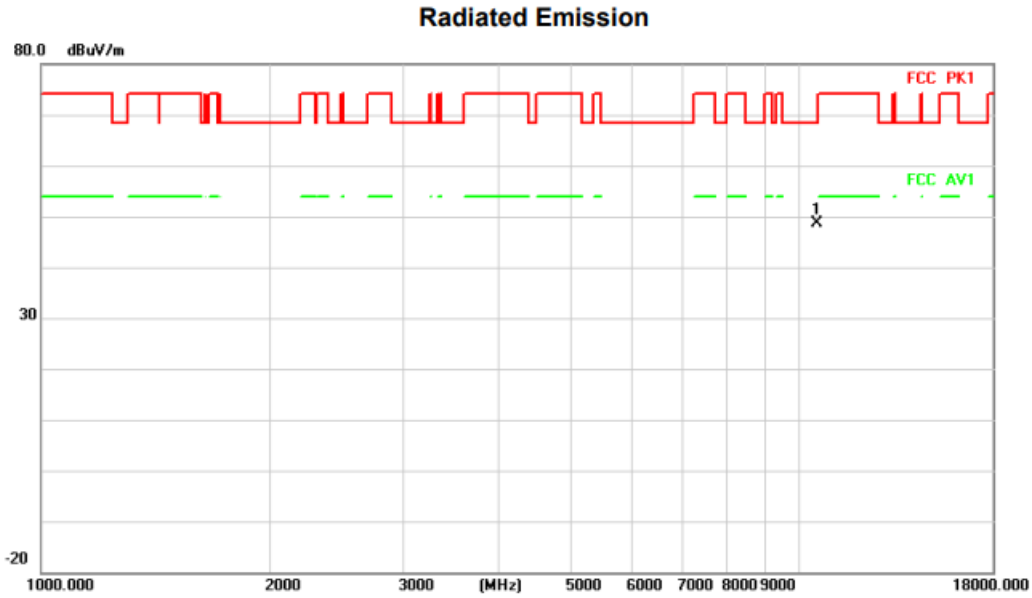

No.	Mk.	Freq.	Reading Level	Correct Factor	Measure-ment	Limit	Over		Antenna Height	Table Degree	
		MHz	dBuV	dB/m	dBuV/m	dBuV/m	dB	Detector	cm	degree	Comment
1	*	10520.000	39.11	9.41	48.52	68.20	-19.68	peak			

HORIZONTA

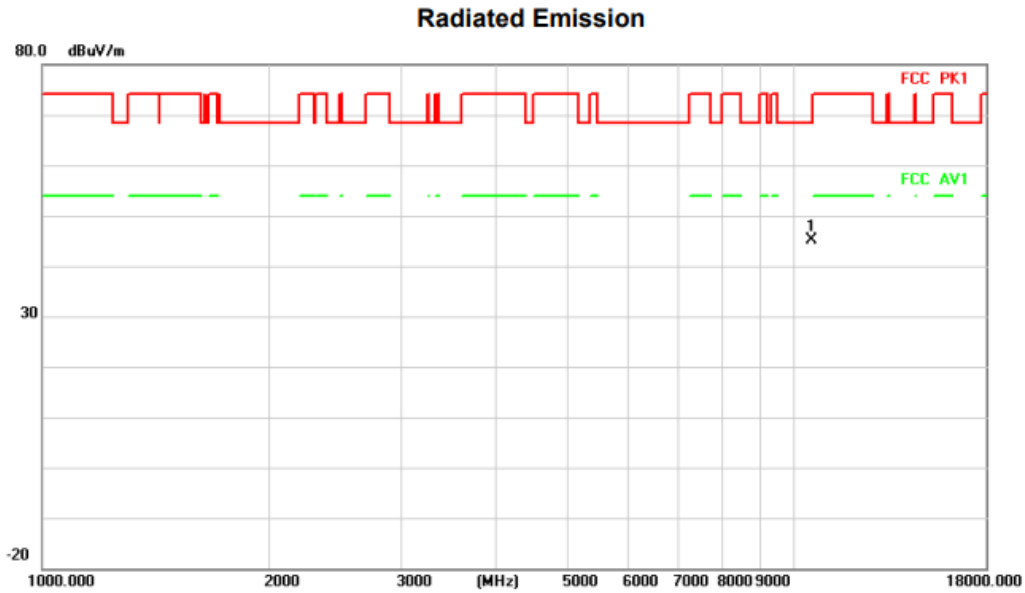

No.	Mk.	Freq.	Reading Level	Correct Factor	Measure-ment	Limit	Over		Antenna Height	Table Degree	
		MHz	dBuV	dB/m	dBuV/m	dBuV/m	dB	Detector	cm	degree	Comment
1	*	10520.000	35.60	9.41	45.01	68.20	-23.19	peak			

Above 1G (1GHz~18GHz)	Test mode: 11N20MIMO	Test Channel:56

VERTICAL

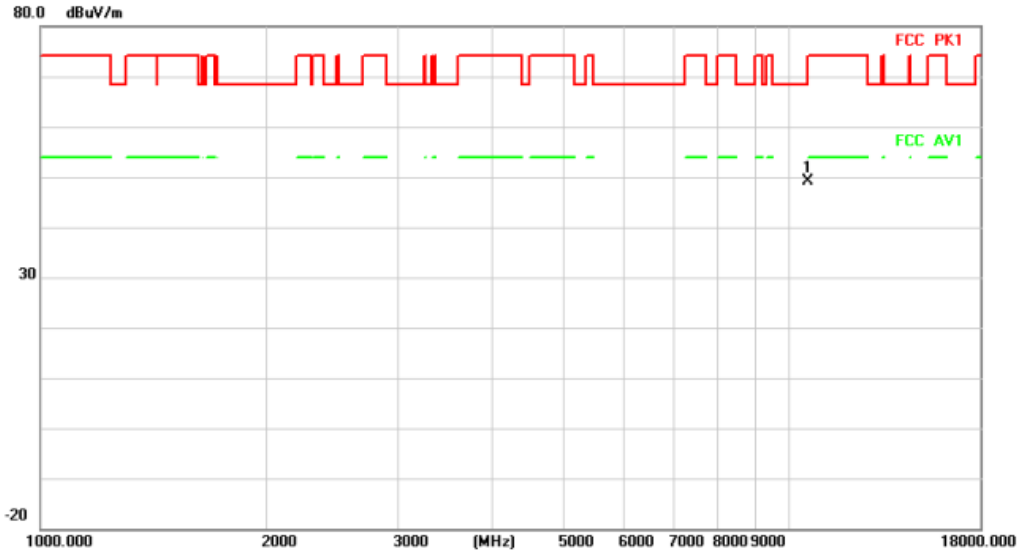

No.	Mk.	Freq.	Reading Level	Correct Factor	Measure-ment	Limit	Over		Antenna Height	Table Degree	
		MHz	dBuV	dB/m	dBuV/m	dBuV/m	dB	Detector	cm	degree	Comment
1	*	10560.000	39.65	9.46	49.11	68.20	-19.09	peak			

HORIZONTA

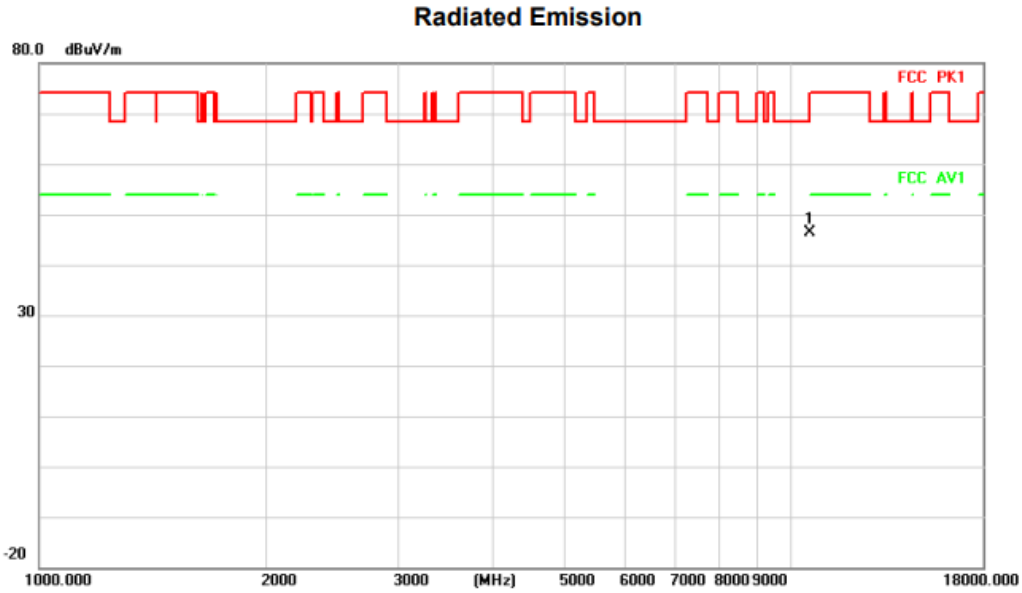

No.	Mk.	Freq.	Reading Level	Correct Factor	Measure-ment	Limit	Over		Antenna Height	Table Degree	
		MHz	dBuV	dB/m	dBuV/m	dBuV/m	dB	Detector	cm	degree	Comment
1	*	10560.000	36.96	9.46	46.42	68.20	-21.78	peak			

Above 1G (1GHz~18GHz)	Test mode: 11N20MIMO	Test Channel:64

VERTICAL

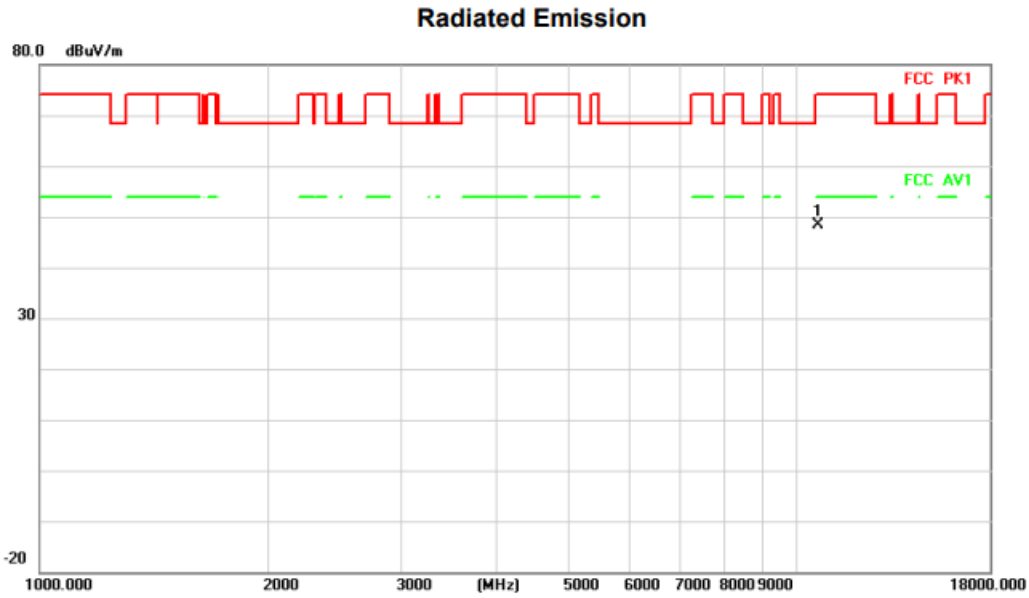

No.	Mk.	Freq.	Reading Level	Correct Factor	Measure-ment	Limit	Over		Antenna Height	Table Degree	
		MHz	dBuV	dB/m	dBuV/m	dBuV/m	dB	Detector	cm	degree	Comment
1	*	10640.000	38.74	9.58	48.32	74.00	-25.68	peak			

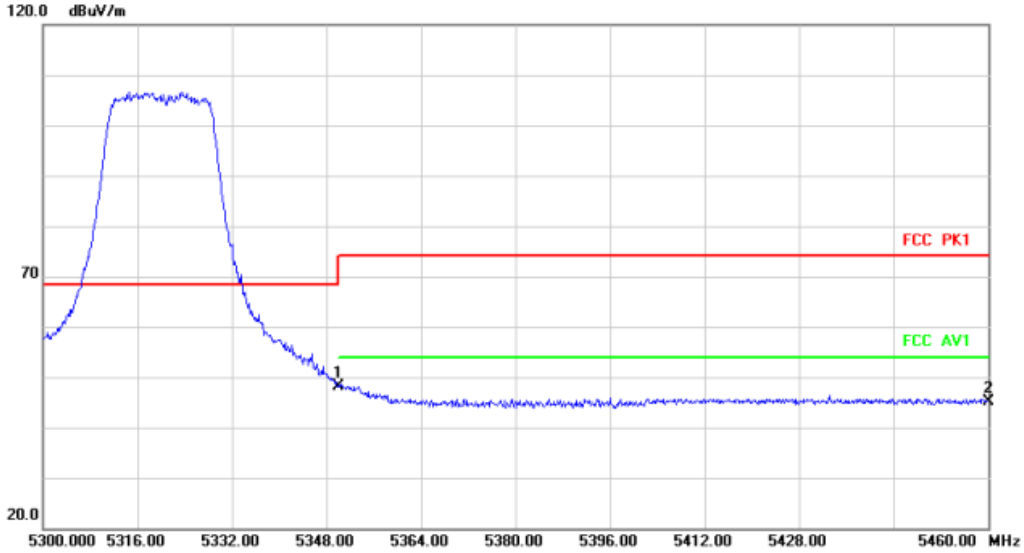

No.	Mk.	Freq.	Reading Level	Correct Factor	Measure-ment	Limit	Over		Antenna Height	Table Degree	
		MHz	dBuV	dB/m	dBuV/m	dBuV/m	dB	Detector	cm	degree	Comment
1	*	5350.000	38.83	9.30	48.13	68.20	-20.07	peak			
2		5460.000	35.82	9.31	45.13	68.20	-23.07	peak			

HORIZONTA

Radiated Emission

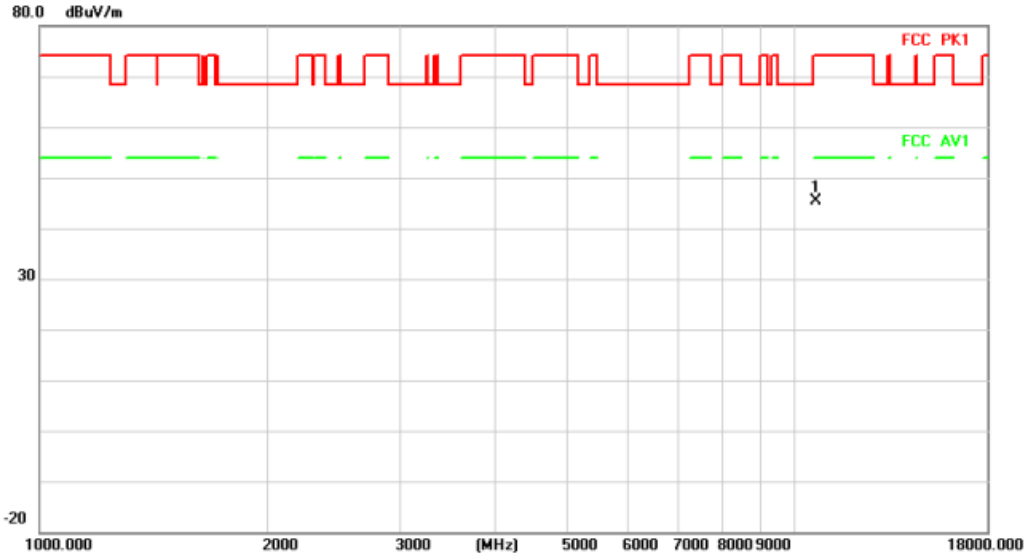

No.	Mk.	Freq.	Reading Level	Correct Factor	Measure-ment	Limit	Over		Antenna Height	Table Degree	
		MHz	dBuV	dB/m	dBuV/m	dBuV/m	dB	Detector	cm	degree	Comment
1	*	10640.000	35.68	9.58	45.26	74.00	-28.74	peak			

Radiated Emission

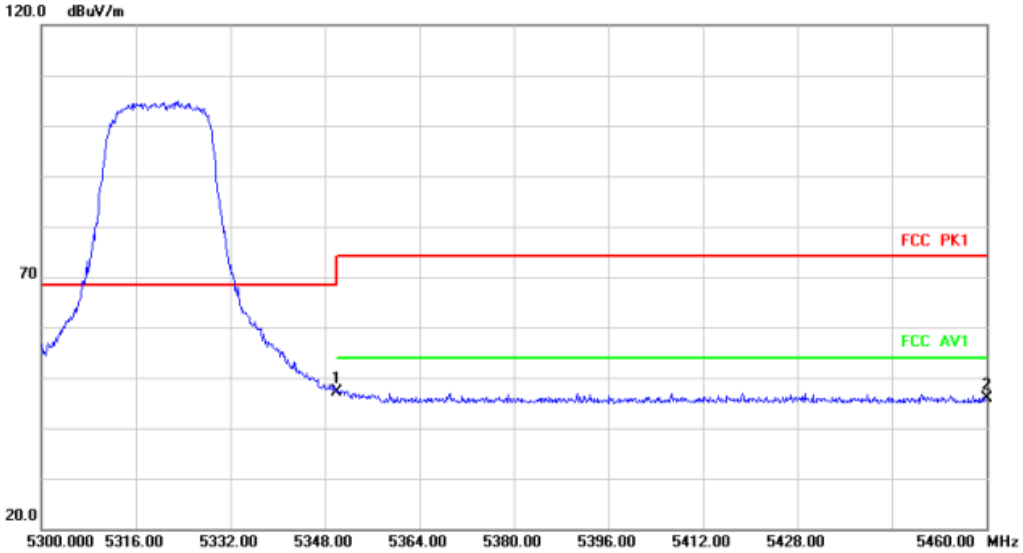

No.	Mk.	Freq.	Reading Level	Correct Factor	Measure-ment	Limit	Over		Antenna Height	Table Degree	
		MHz	dBuV	dB/m	dBuV/m	dBuV/m	dB	Detector	cm	degree	Comment
1	*	5350.000	37.82	9.30	47.12	68.20	-21.08	peak			
2		5460.000	36.45	9.31	45.76	68.20	-22.44	peak			

Above 1G (1GHz~18GHz)	Test mode: 11N20MIMO	Test Channel:100

VERTICAL

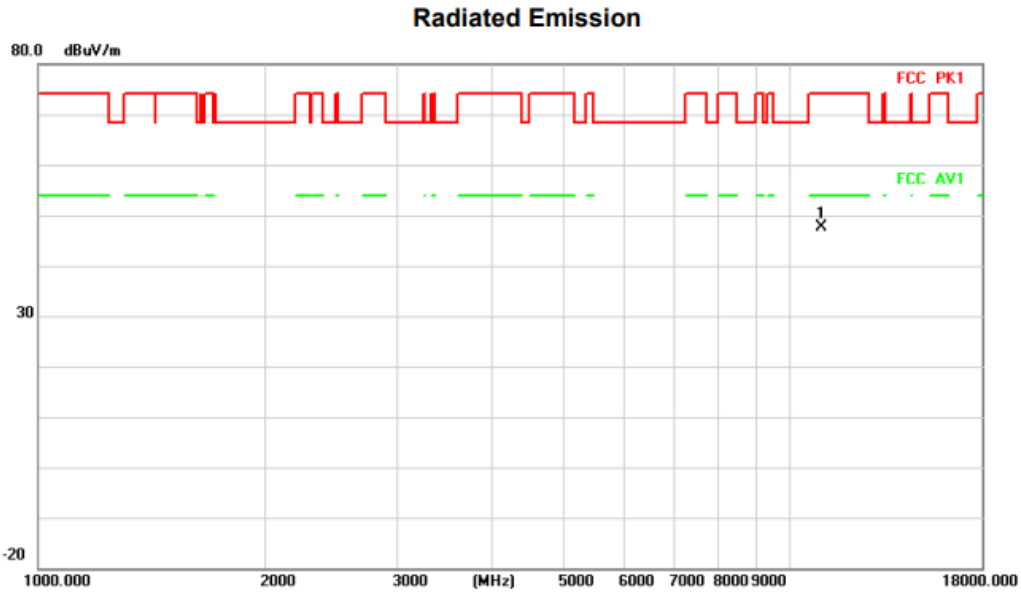

No.	Mk.	Freq.	Reading Level	Correct Factor	Measure-ment	Limit	Over		Antenna Height	Table Degree	
		MHz	dBuV	dB/m	dBuV/m	dBuV/m	dB	Detector	cm	degree	Comment
1	*	11000.000	37.51	10.18	47.69	74.00	-26.31	peak			

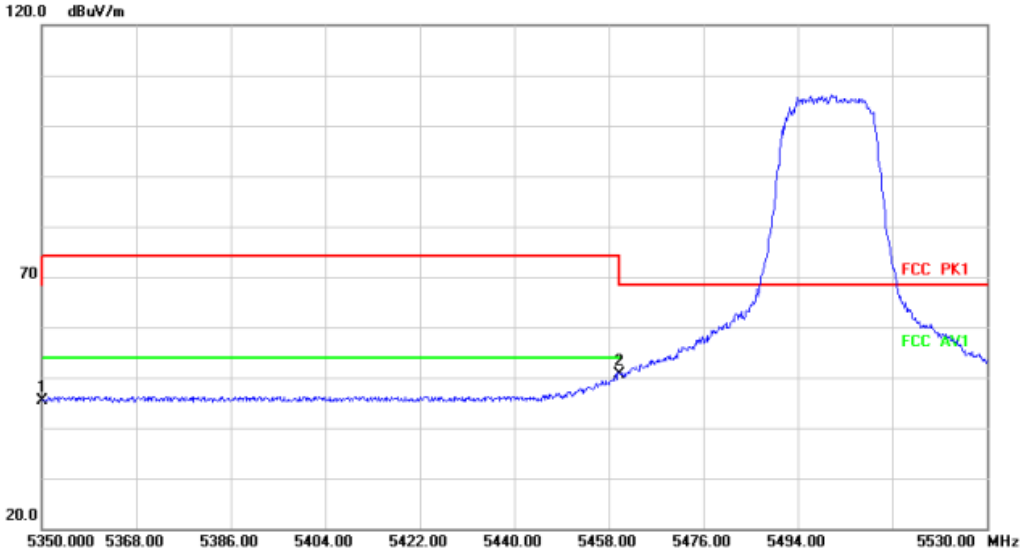

No.	Mk.	Freq.	Reading Level	Correct Factor	Measure-ment	Limit	Over		Antenna Height	Table Degree	
		MHz	dBuV	dB/m	dBuV/m	dBuV/m	dB	Detector	cm	degree	Comment
1		5350.000	36.14	9.30	45.44	68.20	-22.76	peak			
2	*	5460.000	41.20	9.31	50.51	68.20	-17.69	peak			

HORIZONTA

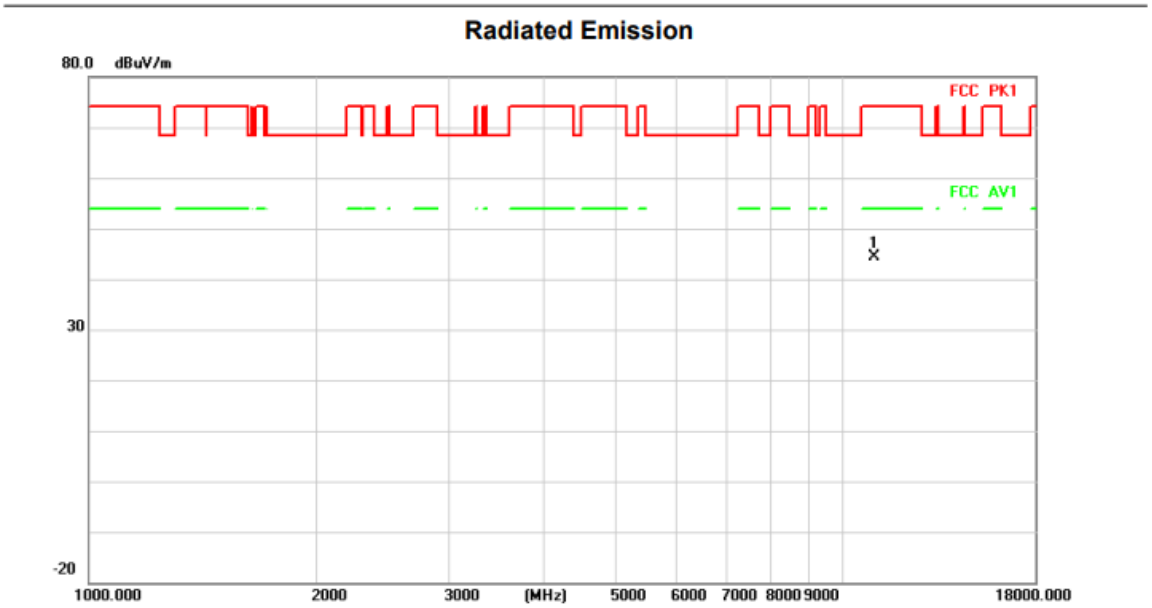

No.	Mk.	Freq.	Reading Level	Correct Factor	Measure-ment	Limit	Over		Antenna Height	Table Degree	
		MHz	dBuV	dB/m	dBuV/m	dBuV/m	dB	Detector	cm	degree	Comment
1	*	11000.000	34.17	10.18	44.35	74.00	-29.65	peak			

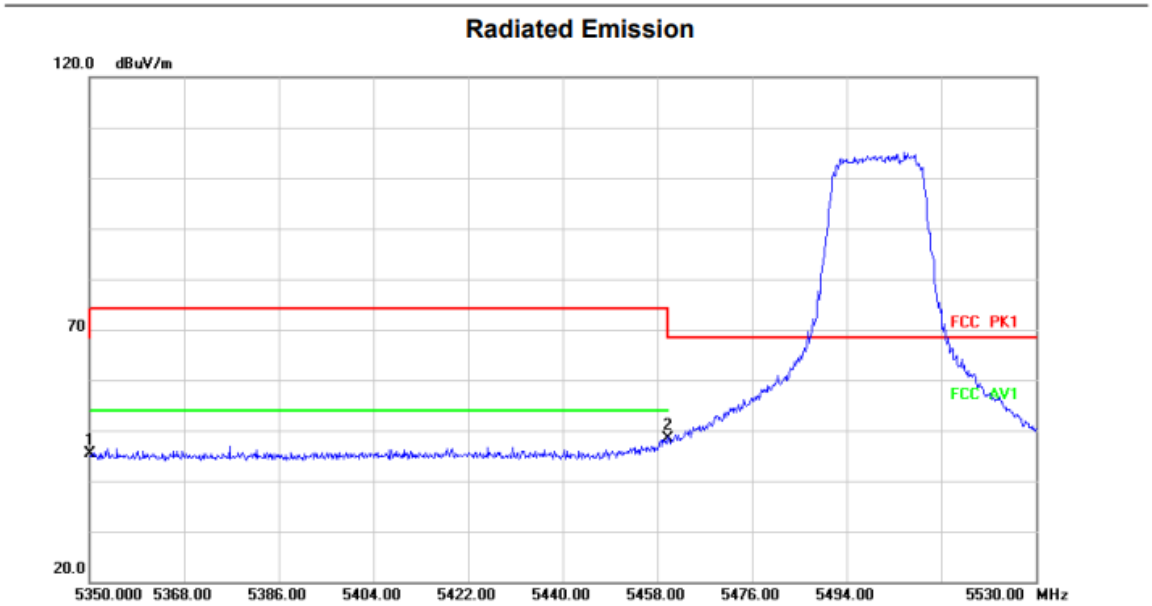

No.	Mk.	Freq.	Reading Level	Correct Factor	Measure-ment	Limit	Over		Antenna Height	Table Degree	
		MHz	dBuV	dB/m	dBuV/m	dBuV/m	dB	Detector	cm	degree	Comment
1		5350.000	36.14	9.30	45.44	68.20	-22.76	peak			
2	*	5460.000	39.10	9.31	48.41	68.20	-19.79	peak			

Above 1G (1GHz~18GHz)	Test mode: 11N20MIMO	Test Channel:116

VERTICAL

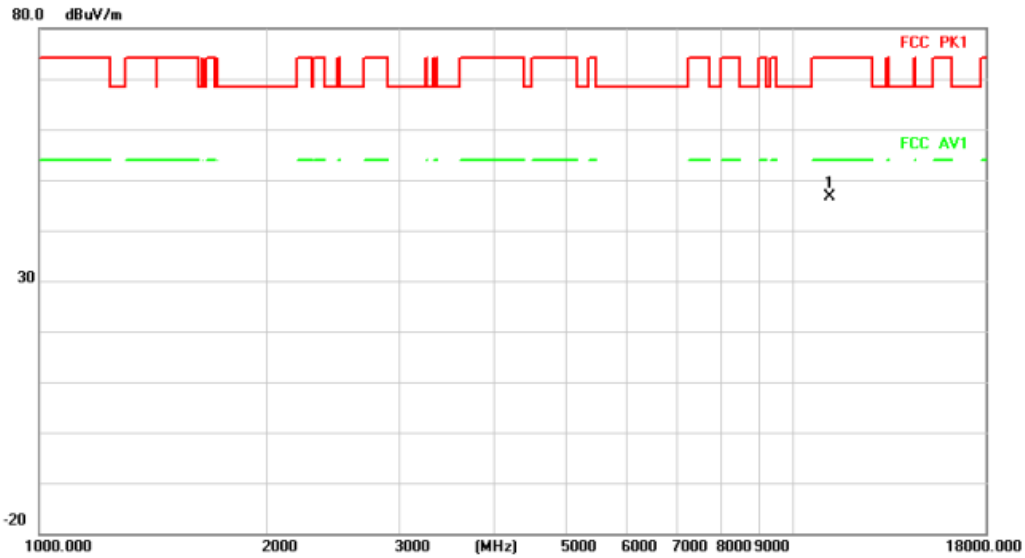

No.	Mk.	Freq.	Reading Level	Correct Factor	Measure-ment	Limit	Over		Antenna Height	Table Degree	
		MHz	dBuV	dB/m	dBuV/m	dBuV/m	dB	Detector	cm	degree	Comment
1	*	11160.000	36.84	9.88	46.72	74.00	-27.28	peak			

HORIZONTA

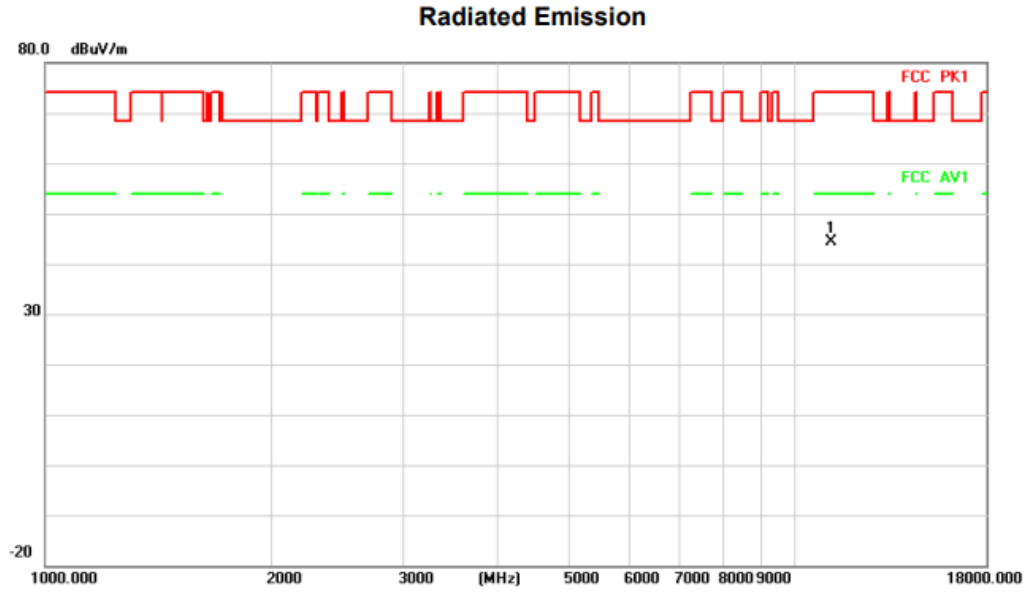

No.	Mk.	Freq.	Reading Level	Correct Factor	Measure-ment	Limit	Over		Antenna Height	Table Degree	
		MHz	dBuV	dB/m	dBuV/m	dBuV/m	dB	Detector	cm	degree	Comment
1	*	11160.000	34.55	9.88	44.43	74.00	-29.57	peak			

Above 1G (1GHz~18GHz)	Test mode: 11N20MIMO	Test Channel:140

VERTICAL

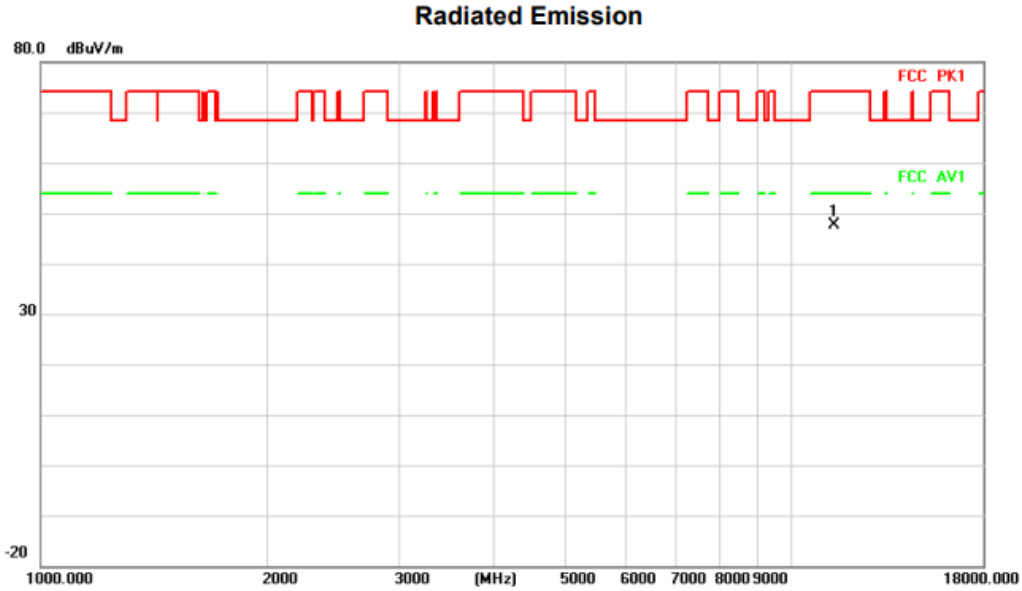

No.	Mk.	Freq.	Reading Level	Correct Factor	Measure-ment	Limit	Over		Antenna Height	Table Degree	
		MHz	dBuV	dB/m	dBuV/m	dBuV/m	dB	Detector	cm	degree	Comment
1	*	11400.000	38.20	9.43	47.63	74.00	-26.37	peak			

HORIZONTA

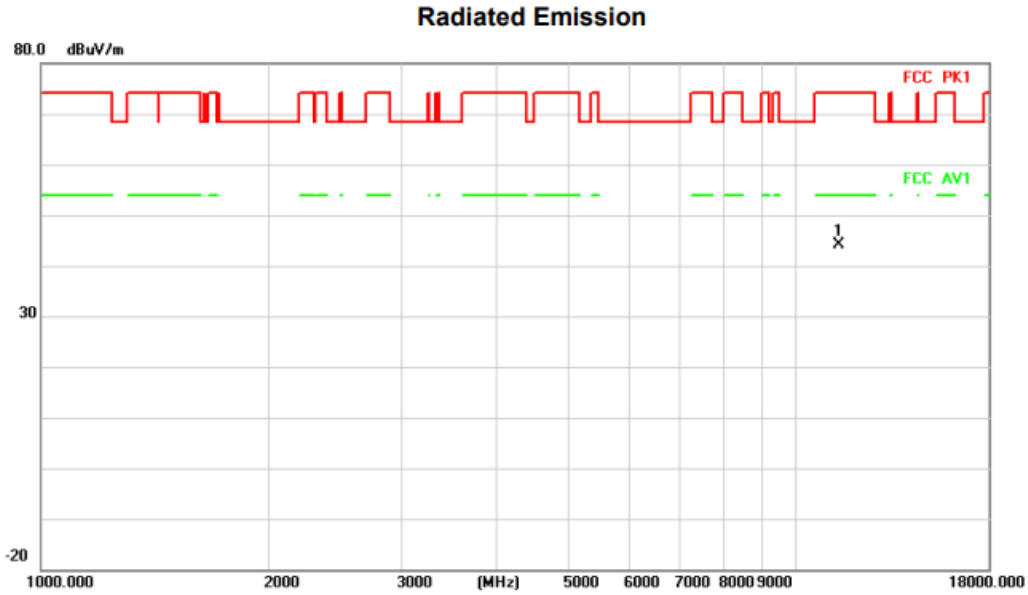

No.	Mk.	Freq.	Reading Level	Correct Factor	Measure-ment	Limit	Over		Antenna Height	Table Degree	
		MHz	dBuV	dB/m	dBuV/m	dBuV/m	dB	Detector	cm	degree	Comment
1	*	11400.000	34.77	9.43	44.20	74.00	-29.80	peak			

Above 1G (1GHz~18GHz)	Test mode: 11N20MIMO	Test Channel:149

VERTICAL

Radiated Emission

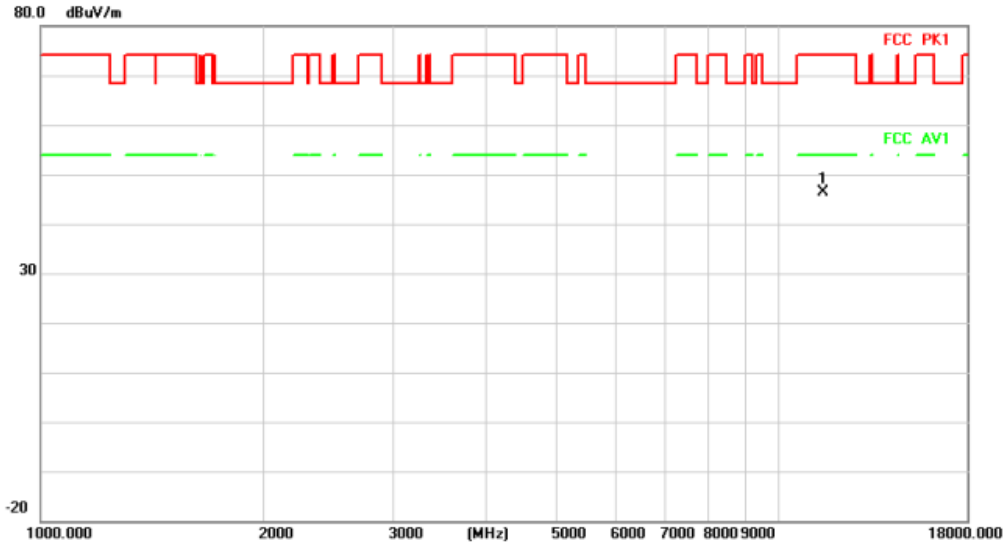

No.	Mk.	Freq.	Reading Level	Correct Factor	Measure-ment	Limit	Over		Antenna Height	Table Degree	
		MHz	dBuV	dB/m	dBuV/m	dBuV/m	dB	Detector	cm	degree	Comment
1	*	11490.000	36.60	9.70	46.30	74.00	-27.70	peak			

Radiated Emission

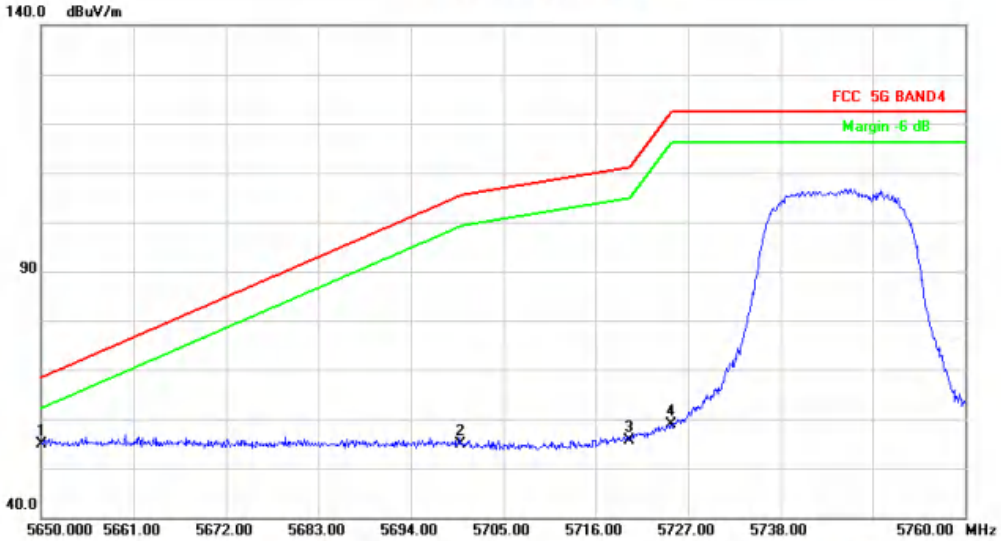

No.	Mk.	Freq.	Reading Level	Correct Factor	Measure-ment	Limit	Over		Antenna Height	Table Degree	
		MHz	dBuV	dB/m	dBuV/m	dBuV/m	dB	Detector	cm	degree	Comment
1	*	5650.000	45.68	9.16	54.84	68.20	-13.36	peak			
2		5700.000	45.85	9.10	54.95	105.20	-50.25	peak			
3		5720.000	46.52	9.08	55.60	110.80	-55.20	peak			
4		5725.000	49.81	9.08	58.89	122.20	-63.31	peak			

HORIZONTA

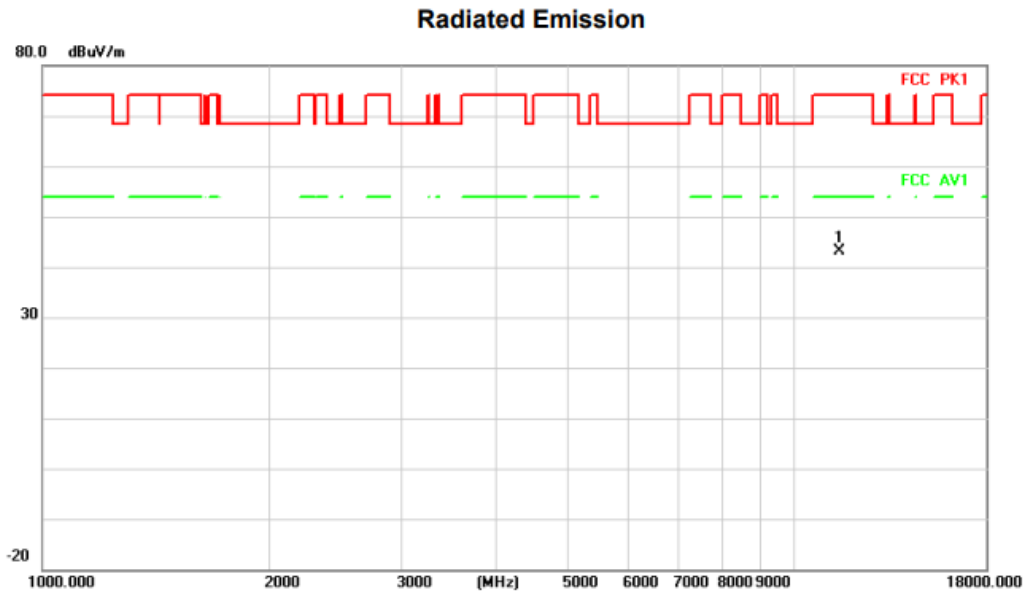

No.	Mk.	Freq.	Reading Level	Correct Factor	Measure-ment	Limit	Over		Antenna Height	Table Degree	
		MHz	dBuV	dB/m	dBuV/m	dBuV/m	dB	Detector	cm	degree	Comment
1	*	11490.000	33.55	9.70	43.25	74.00	-30.75	peak			

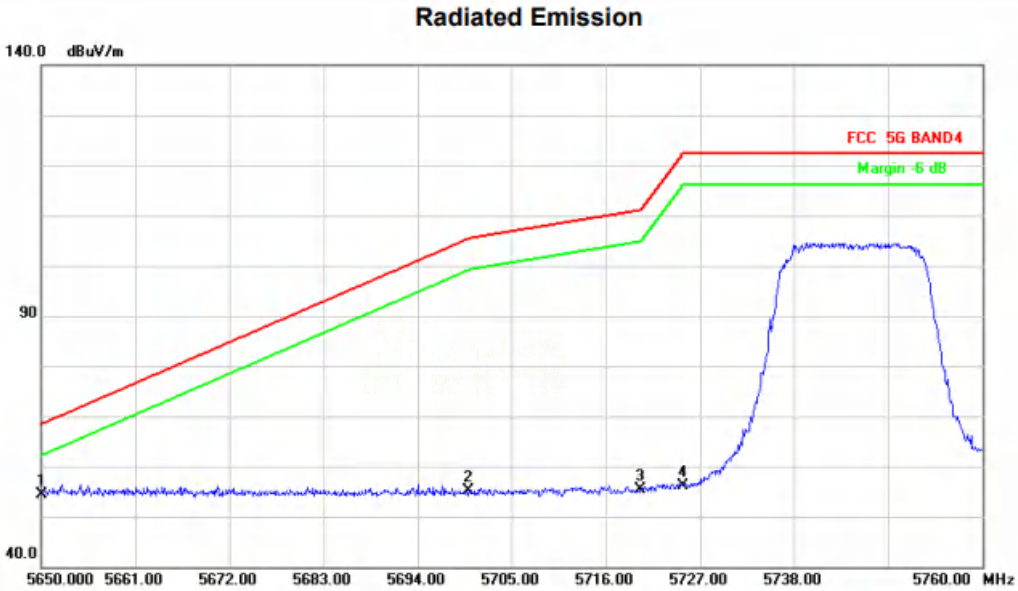

No.	Mk.	Freq.	Reading Level	Correct Factor	Measure-ment	Limit	Over		Antenna Height	Table Degree	
		MHz	dBuV	dB/m	dBuV/m	dBuV/m	dB	Detector	cm	degree	Comment
1	*	5650.000	45.32	9.16	54.48	68.20	-13.72	peak			
2		5700.000	46.13	9.10	55.23	105.20	-49.97	peak			
3		5720.000	46.38	9.08	55.46	110.80	-55.34	peak			
4		5725.000	47.05	9.08	56.13	122.20	-66.07	peak			

Above 1G (1GHz~18GHz)	Test mode: 11N20MIMO	Test Channel:157

VERTICAL

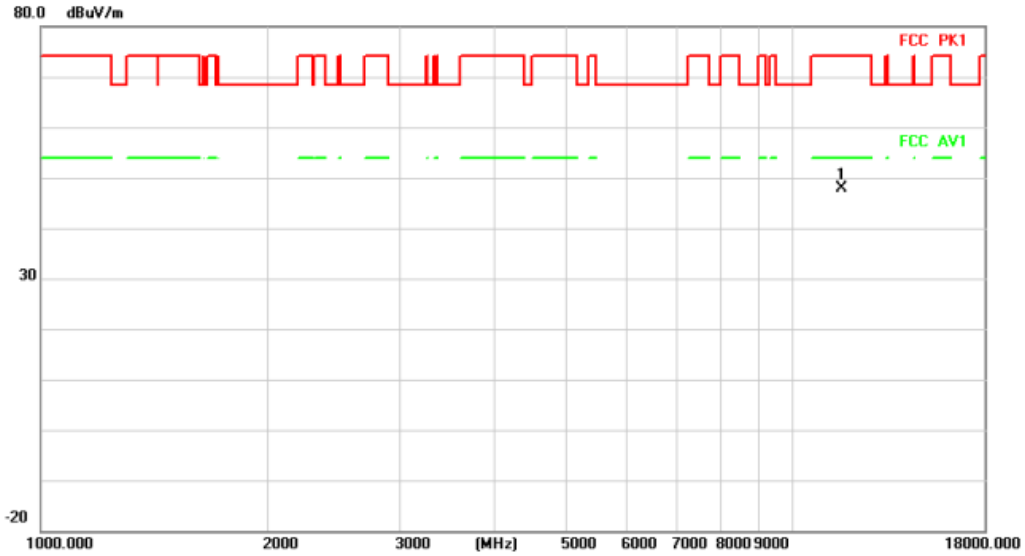

No.	Mk.	Freq.	Reading Level	Correct Factor	Measure-ment	Limit	Over		Antenna Height	Table Degree	
		MHz	dBuV	dB/m	dBuV/m	dBuV/m	dB	Detector	cm	degree	Comment
1	*	11570.000	37.91	9.94	47.85	74.00	-26.15	peak			

HORIZONTA

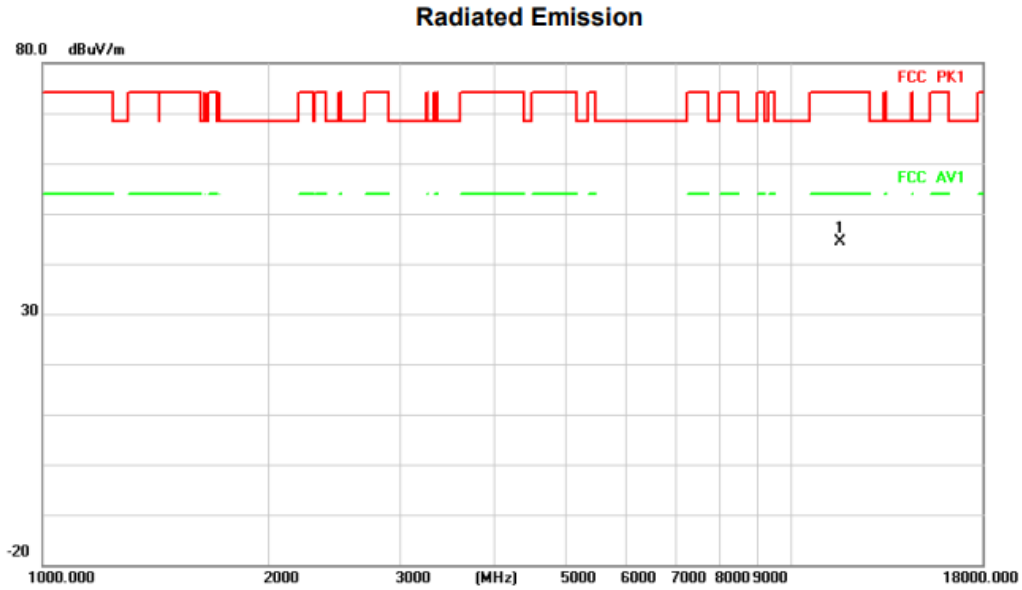

No.	Mk.	Freq.	Reading Level	Correct Factor	Measure-ment	Limit	Over		Antenna Height	Table Degree	
		MHz	dBuV	dB/m	dBuV/m	dBuV/m	dB	Detector	cm	degree	Comment
1	*	11570.000	34.37	9.94	44.31	74.00	-29.69	peak			

Above 1G (1GHz~18GHz)	Test mode: 11N20MIMO	Test Channel:165

VERTICAL

Radiated Emission

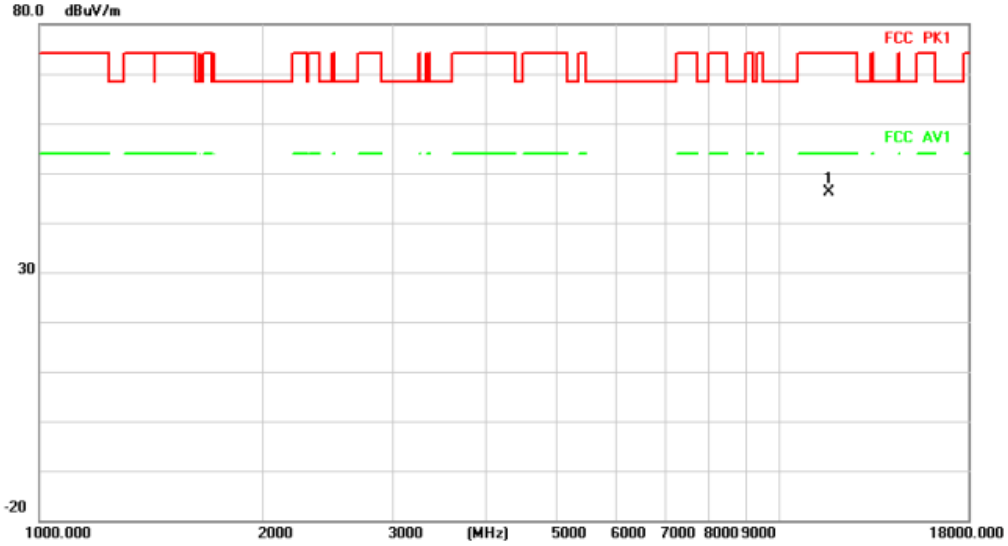

No.	Mk.	Freq.	Reading Level	Correct Factor	Measure-ment	Limit	Over		Antenna Height	Table Degree	
		MHz	dBuV	dB/m	dBuV/m	dBuV/m	dB	Detector	cm	degree	Comment
1	*	11650.000	35.95	10.18	46.13	74.00	-27.87	peak			

Radiated Emission

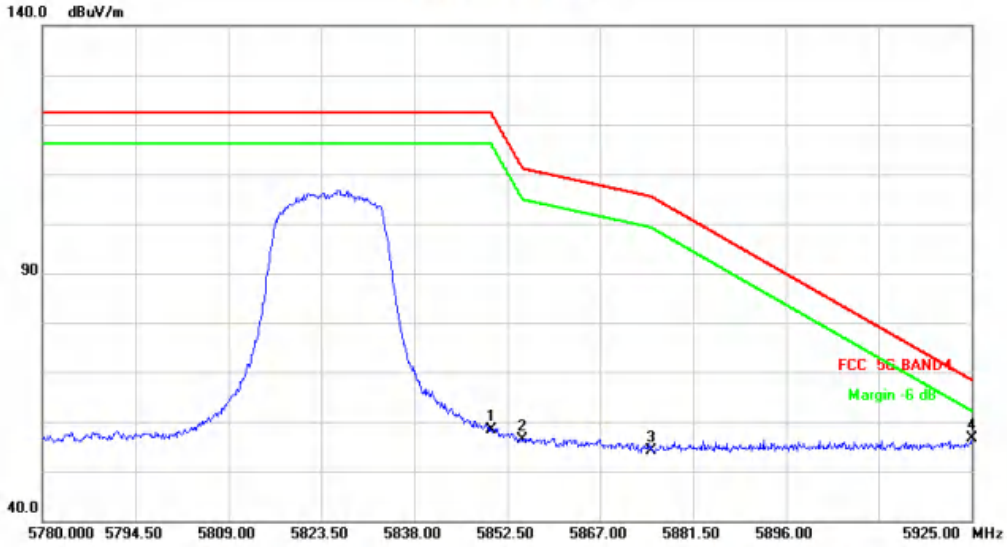

No.	Mk.	Freq.	Reading Level	Correct Factor	Measure-ment	Limit	Over		Antenna Height	Table Degree	
		MHz	dBuV	dB/m	dBuV/m	dBuV/m	dB	Detector	cm	degree	Comment
1		5850.000	49.14	9.24	58.38	122.20	-63.82	peak			
2		5855.000	47.02	9.26	56.28	110.80	-54.52	peak			
3		5875.000	44.81	9.36	54.17	105.20	-51.03	peak			
4	*	5925.000	47.02	9.61	56.63	68.20	-11.57	peak			

HORIZONTA

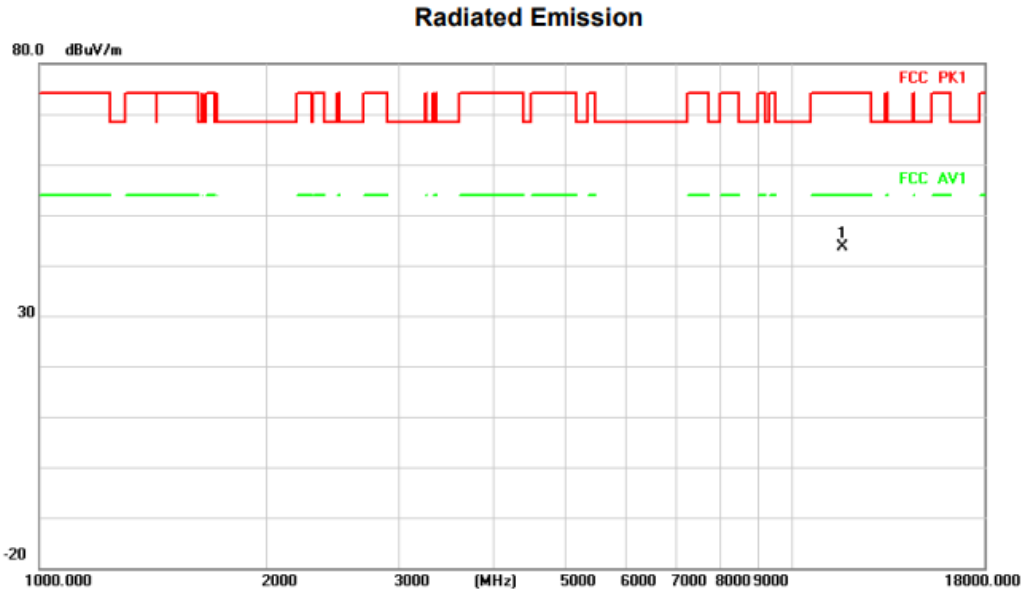

No.	Mk.	Freq.	Reading Level	Correct Factor	Measure-ment	Limit	Over		Antenna Height	Table Degree	
		MHz	dBuV	dB/m	dBuV/m	dBuV/m	dB	Detector	cm	degree	Comment
1	*	11650.000	33.43	10.18	43.61	74.00	-30.39	peak			

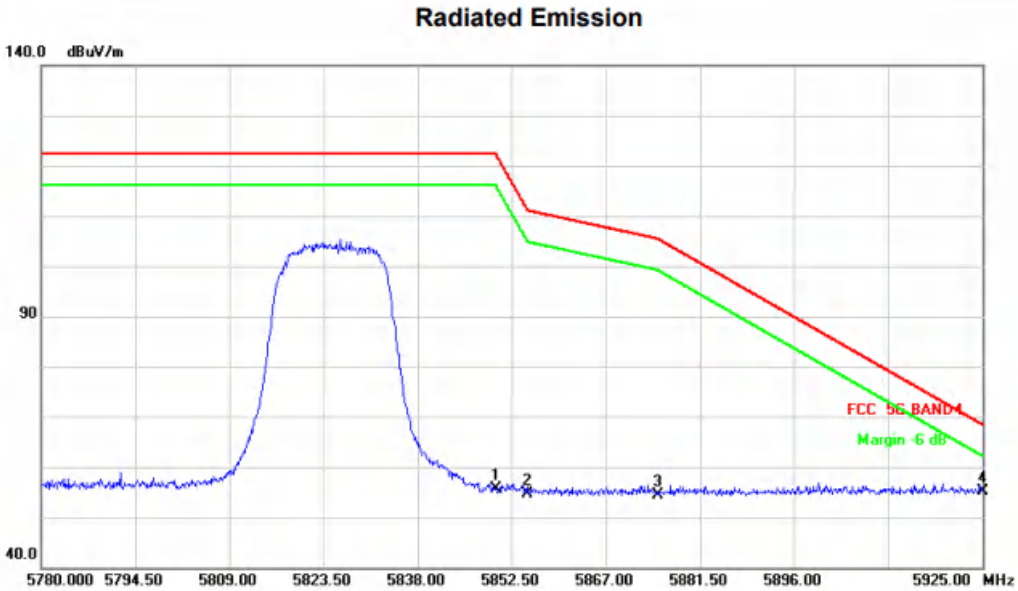

No.	Mk.	Freq.	Reading Level	Correct Factor	Measure-ment	Limit	Over		Antenna Height	Table Degree	
		MHz	dBuV	dB/m	dBuV/m	dBuV/m	dB	Detector	cm	degree	Comment
1		5850.000	46.36	9.24	55.60	122.20	-66.60	peak			
2		5855.000	45.35	9.26	54.61	110.80	-56.19	peak			
3		5875.000	45.00	9.36	54.36	105.20	-50.84	peak			
4	*	5925.000	45.56	9.61	55.17	68.20	-13.03	peak			

Above 1G (1GHz~18GHz)	Test mode: 11N40MIMO	Test Channel:38

VERTICAL

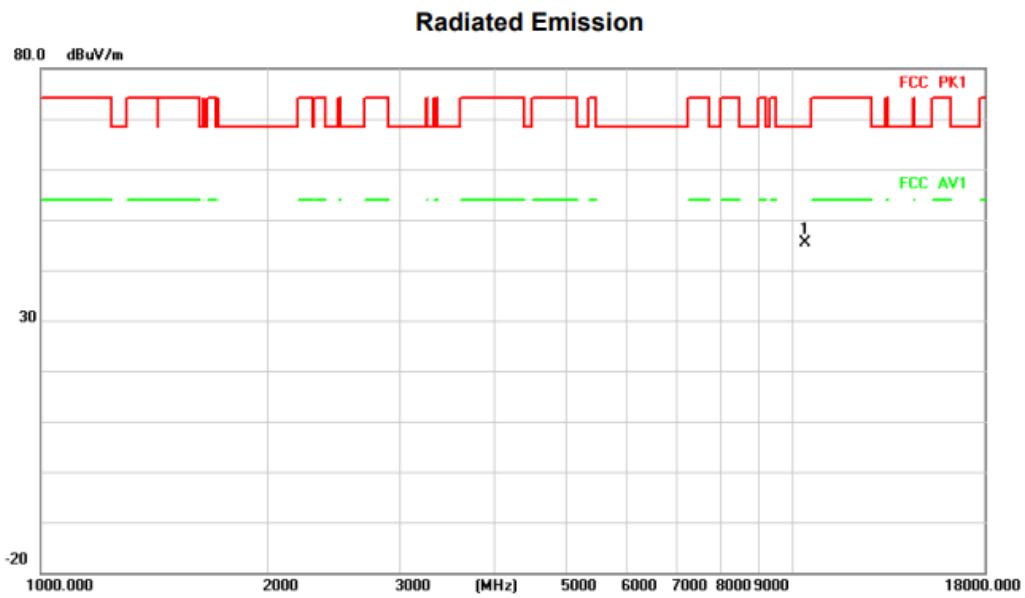

No.	Mk.	Freq.	Reading Level	Correct Factor	Measure-ment	Limit	Over		Antenna Height	Table Degree	
		MHz	dBuV	dB/m	dBuV/m	dBuV/m	dB	Detector	cm	degree	Comment
1	*	10380.000	36.09	9.24	45.33	68.20	-22.87	peak			

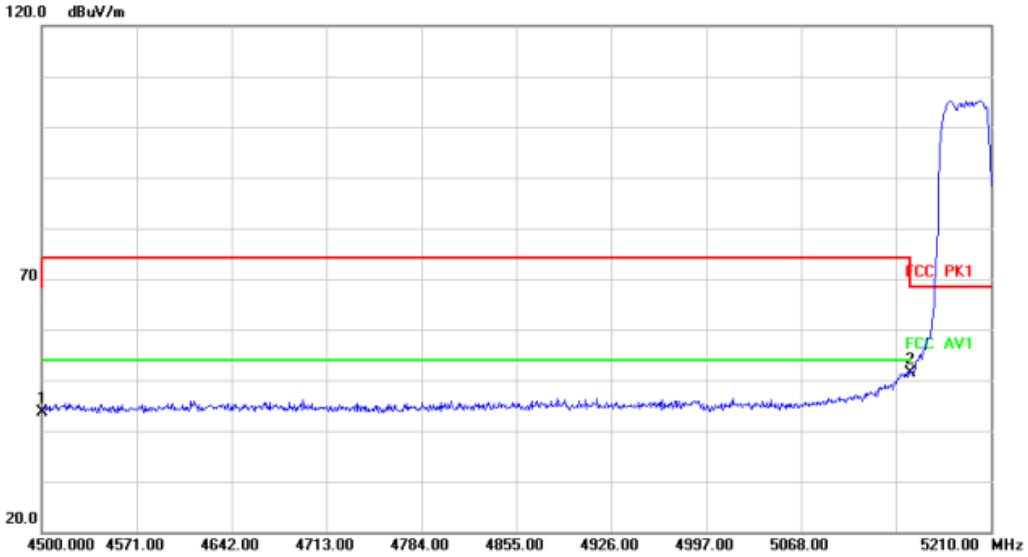

No.	Mk.	Freq.	Reading Level	Correct Factor	Measure-ment	Limit	Over		Antenna Height	Table Degree	
		MHz	dBuV	dB/m	dBuV/m	dBuV/m	dB	Detector	cm	degree	Comment
1		4500.000	36.58	7.17	43.75	68.20	-24.45	peak			
2	*	5150.000	42.12	9.17	51.29	68.20	-16.91	peak			

HORIZONTA

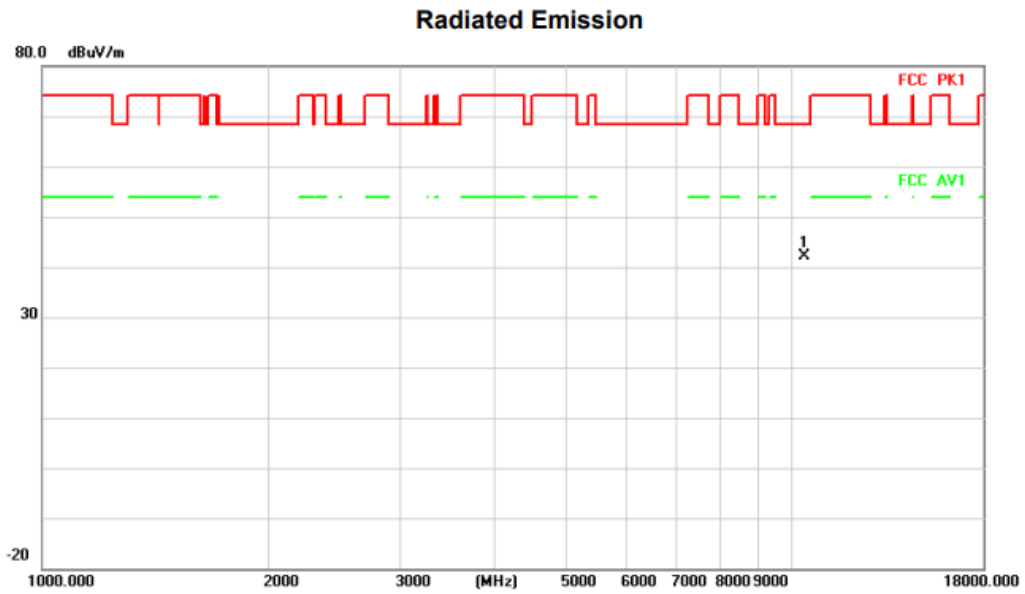

No.	Mk.	Freq.	Reading Level	Correct Factor	Measure-ment	Limit	Over		Antenna Height	Table Degree	
		MHz	dBuV	dB/m	dBuV/m	dBuV/m	dB	Detector	cm	degree	Comment
1	*	10380.000	33.01	9.24	42.25	68.20	-25.95	peak			

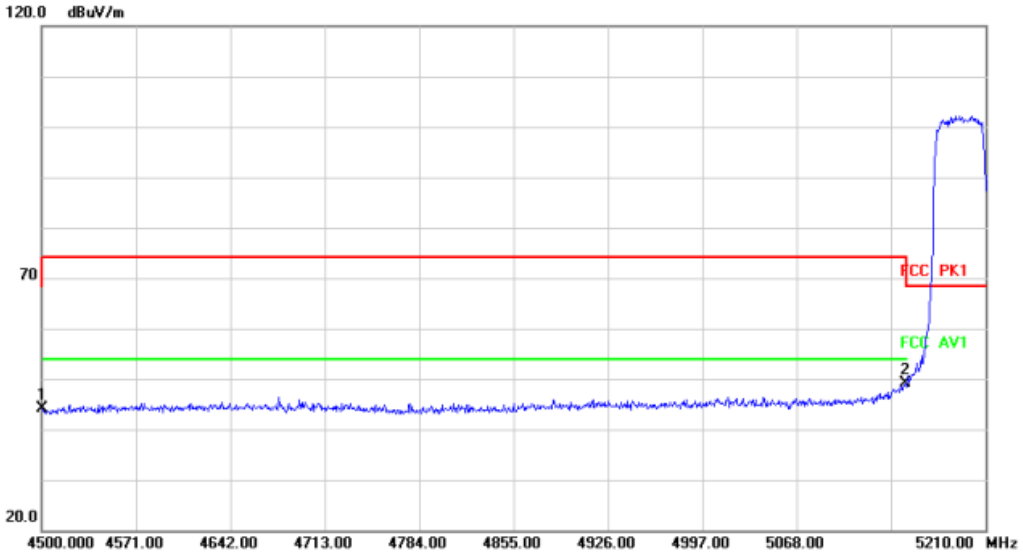

No.	Mk.	Freq.	Reading Level	Correct Factor	Measure-ment	Limit	Over		Antenna Height	Table Degree	
		MHz	dBuV	dB/m	dBuV/m	dBuV/m	dB	Detector	cm	degree	Comment
1		4500.000	36.85	7.17	44.02	68.20	-24.18	peak			
2	*	5150.000	40.05	9.17	49.22	68.20	-18.98	peak			

Above 1G (1GHz~18GHz)	Test mode: 11N40MIMO	Test Channel:46

VERTICAL

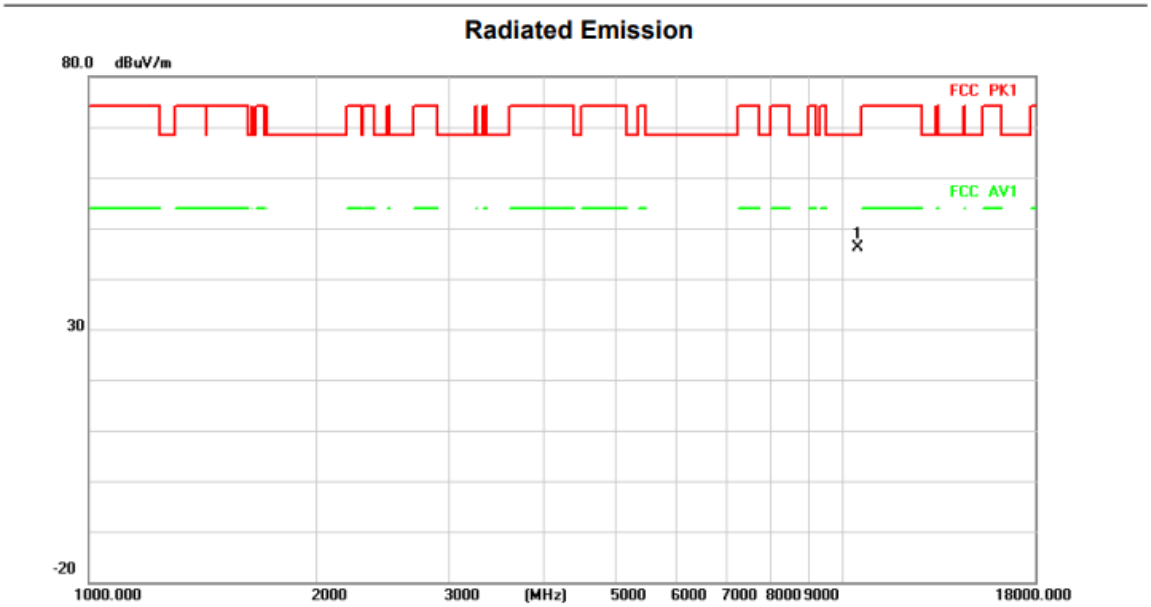

No.	Mk.	Freq.	Reading Level	Correct Factor	Measure-ment	Limit	Over		Antenna Height	Table Degree	
		MHz	dBuV	dB/m	dBuV/m	dBuV/m	dB	Detector	cm	degree	Comment
1	*	10460.000	36.85	9.34	46.19	68.20	-22.01	peak			

HORIZONTA

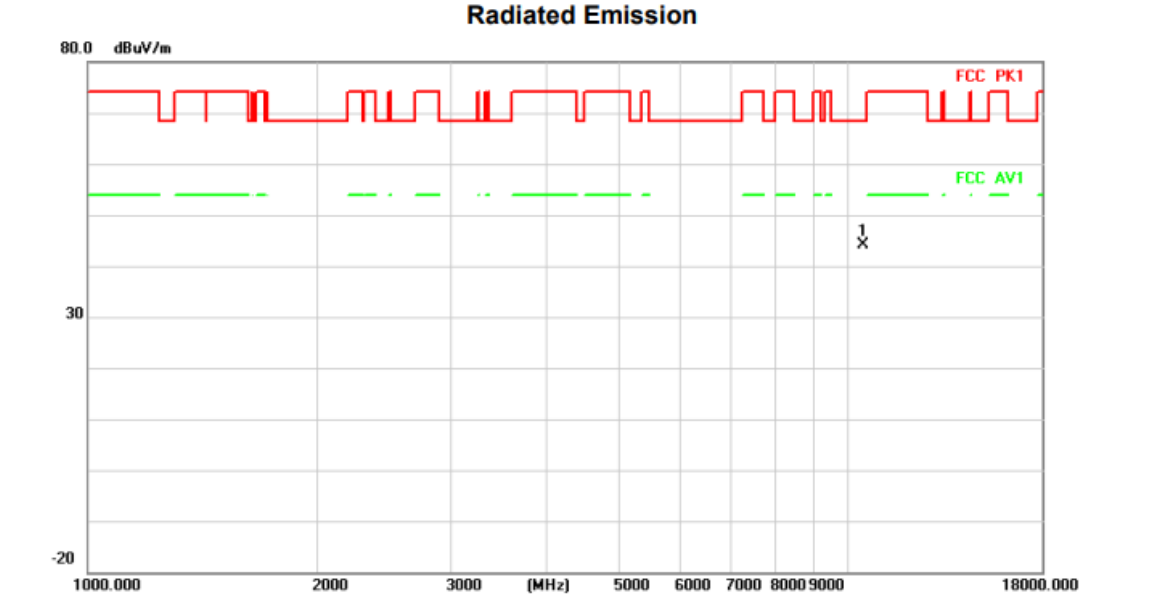

No.	Mk.	Freq.	Reading Level	Correct Factor	Measure-ment	Limit	Over		Antenna Height	Table Degree	
		MHz	dBuV	dB/m	dBuV/m	dBuV/m	dB	Detector	cm	degree	Comment
1	*	10460.000	34.71	9.34	44.05	68.20	-24.15	peak			

Above 1G (1GHz~18GHz)	Test mode: 11N40MIMO	Test Channel:54

VERTICAL

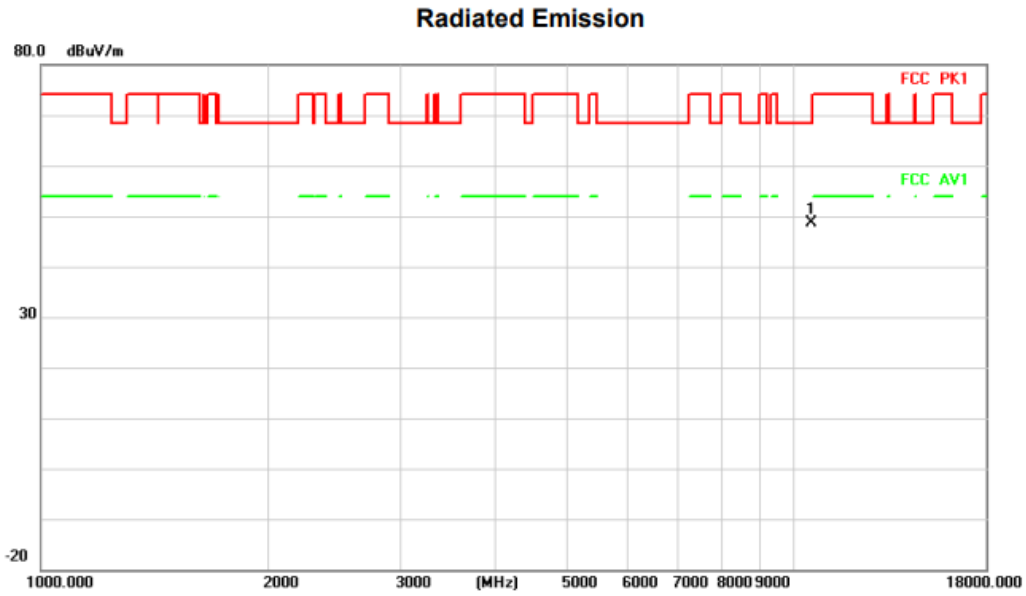

No.	Mk.	Freq.	Reading Level	Correct Factor	Measure-ment	Limit	Over		Antenna Height	Table Degree	
		MHz	dBuV	dB/m	dBuV/m	dBuV/m	dB	Detector	cm	degree	Comment
1	*	10540.000	39.13	9.44	48.57	68.20	-19.63	peak			

HORIZONTA

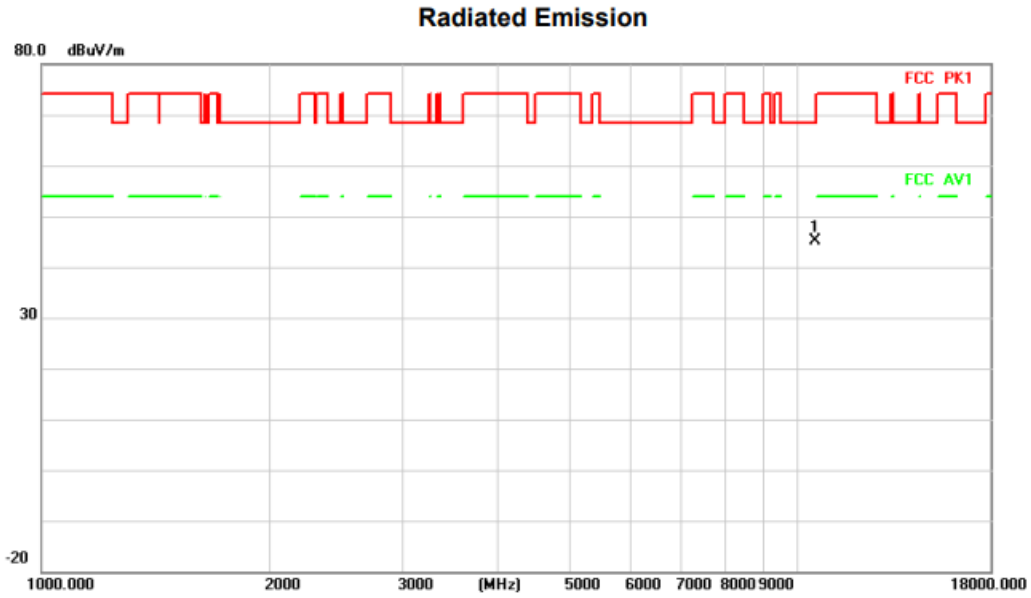

No.	Mk.	Freq.	Reading Level	Correct Factor	Measure-ment	Limit	Over		Antenna Height	Table Degree	
		MHz	dBuV	dB/m	dBuV/m	dBuV/m	dB	Detector	cm	degree	Comment
1	*	10540.000	35.79	9.44	45.23	68.20	-22.97	peak			

Above 1G (1GHz~18GHz)	Test mode: 11N40MIMO	Test Channel:62

VERTICAL

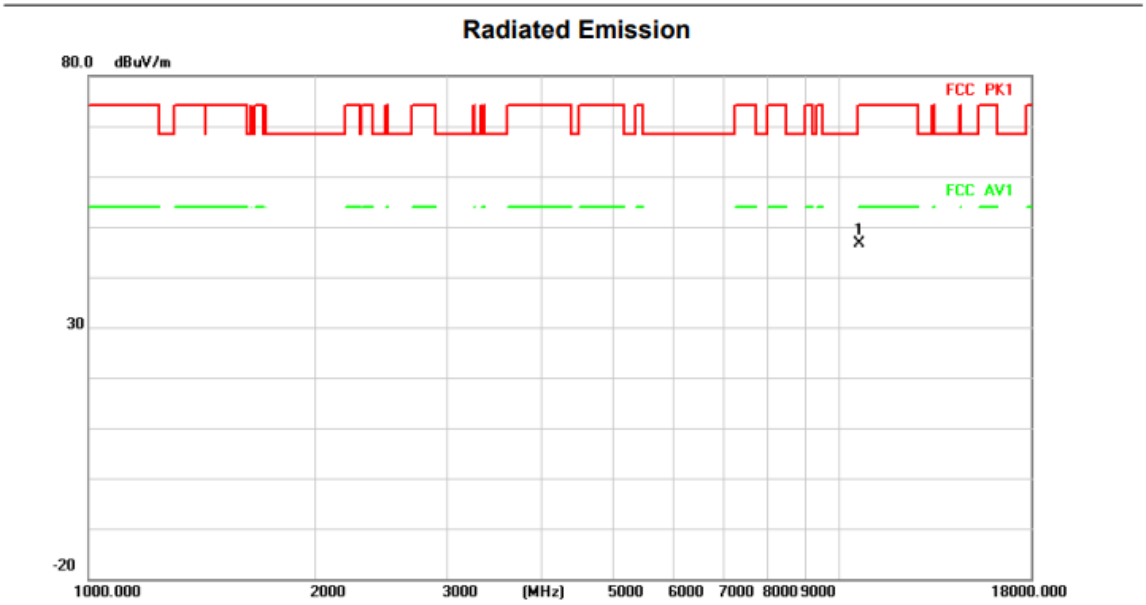

No.	Mk.	Freq.	Reading Level	Correct Factor	Measure-ment	Limit	Over		Antenna Height	Table Degree	
		MHz	dBuV	dB/m	dBuV/m	dBuV/m	dB	Detector	cm	degree	Comment
1	*	10620.000	37.05	9.54	46.59	74.00	-27.41	peak			

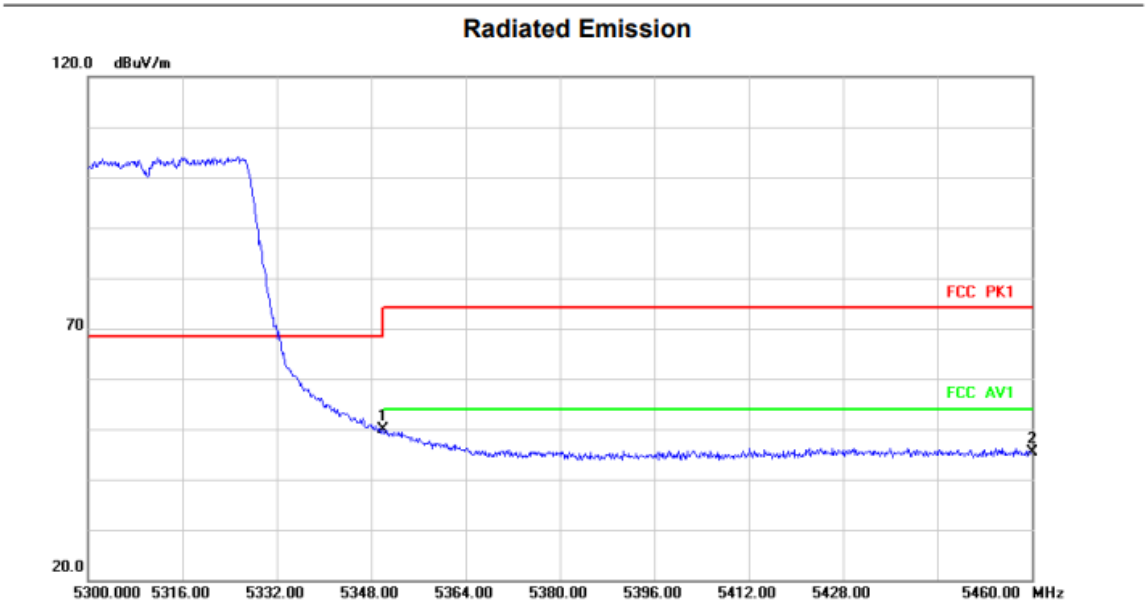

No.	Mk.	Freq.	Reading Level	Correct Factor	Measure-ment	Limit	Over		Antenna Height	Table Degree	
		MHz	dBuV	dB/m	dBuV/m	dBuV/m	dB	Detector	cm	degree	Comment
1	*	5350.000	40.51	9.30	49.81	68.20	-18.39	peak			
2		5460.000	35.99	9.31	45.30	68.20	-22.90	peak			

HORIZONTA

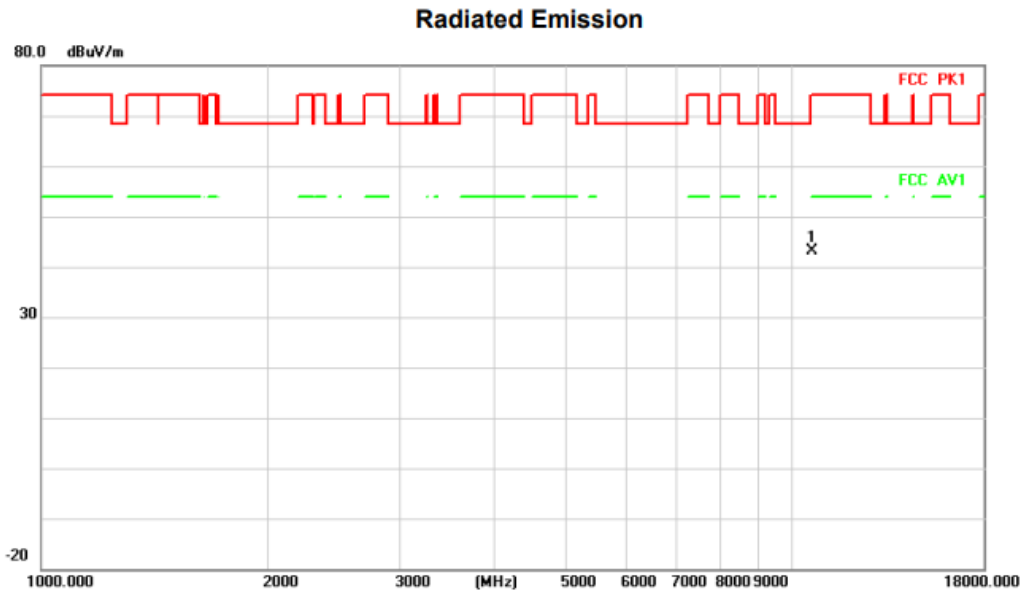

No.	Mk.	Freq.	Reading Level	Correct Factor	Measure-ment	Limit	Over		Antenna Height	Table Degree	
		MHz	dBuV	dB/m	dBuV/m	dBuV/m	dB	Detector	cm	degree	Comment
1	*	10620.000	33.53	9.54	43.07	74.00	-30.93	peak			

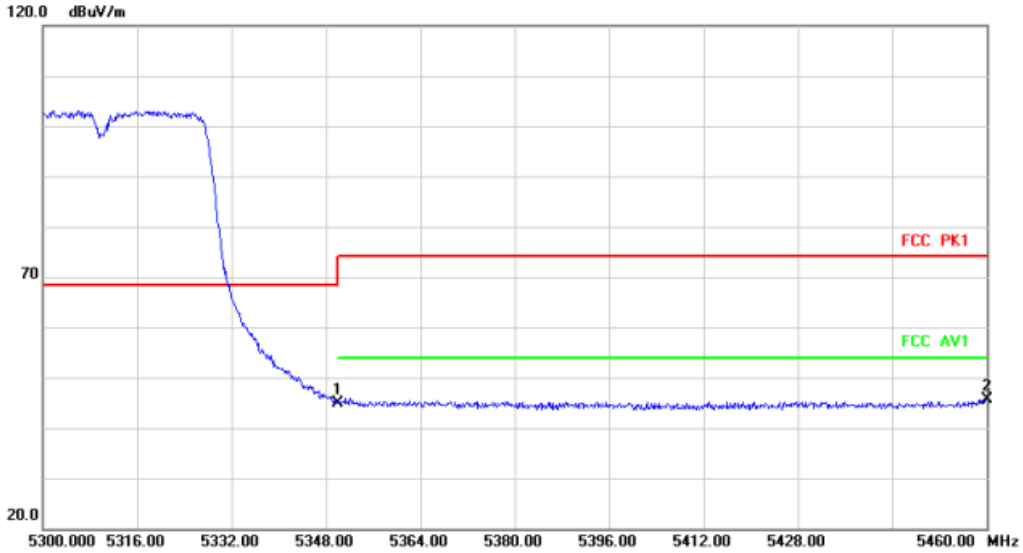

No.	Mk.	Freq.	Reading Level	Correct Factor	Measure-ment	Limit	Over		Antenna Height	Table Degree	
		MHz	dBuV	dB/m	dBuV/m	dBuV/m	dB	Detector	cm	degree	Comment
1		5350.000	35.53	9.30	44.83	68.20	-23.37	peak			
2	*	5460.000	36.23	9.31	45.54	68.20	-22.66	peak			

Above 1G (1GHz~18GHz)	Test mode: 11N40MIMO	Test Channel:102

VERTICAL

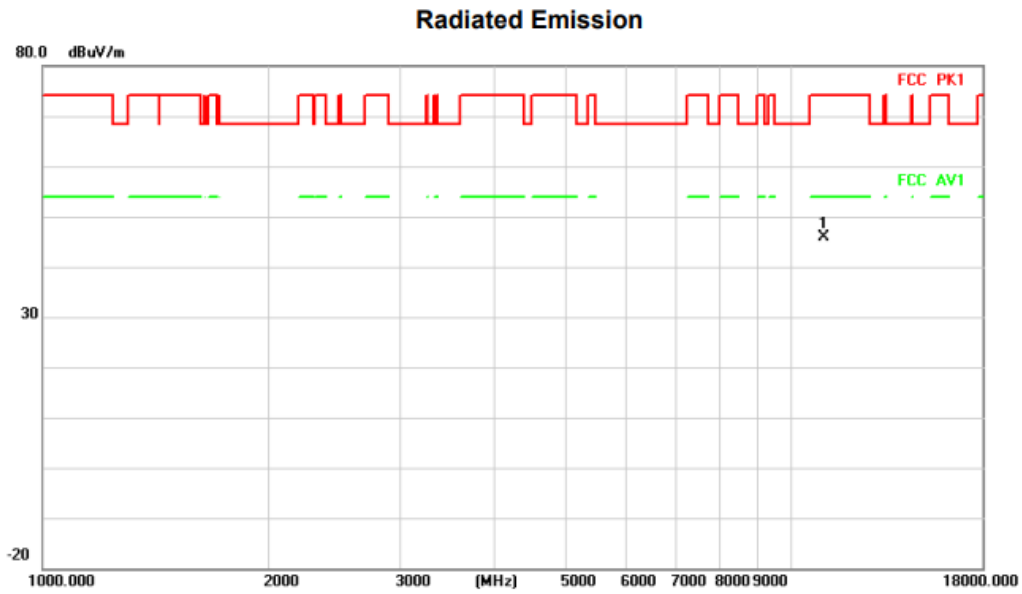

No.	Mk.	Freq.	Reading Level	Correct Factor	Measure-ment	Limit	Over		Antenna Height	Table Degree	
		MHz	dBuV	dB/m	dBuV/m	dBuV/m	dB	Detector	cm	degree	Comment
1	*	11020.000	35.82	10.15	45.97	74.00	-28.03	peak			

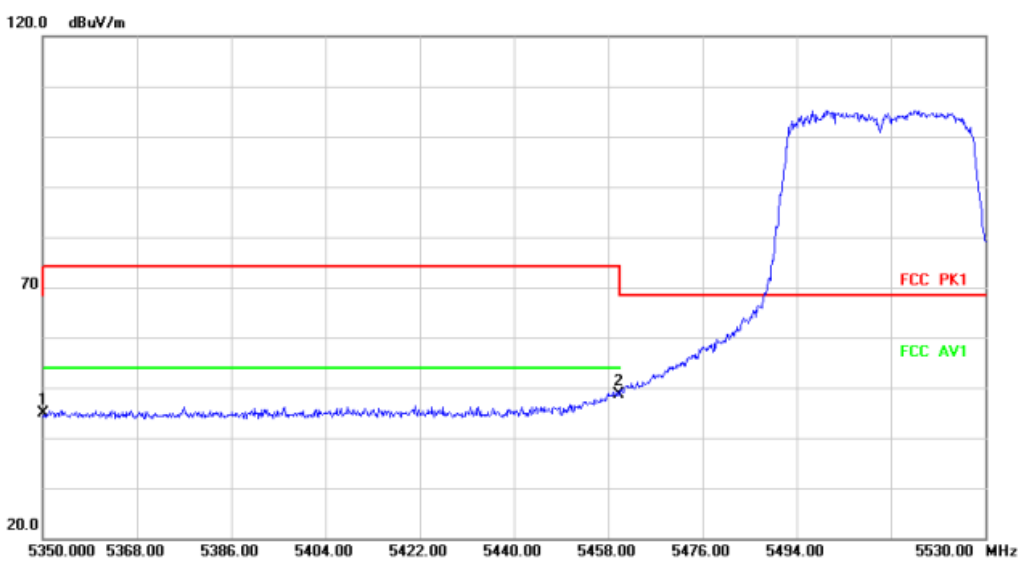

No.	Mk.	Freq.	Reading Level	Correct Factor	Measure-ment	Limit	Over		Antenna Height	Table Degree	
		MHz	dBuV	dB/m	dBuV/m	dBuV/m	dB	Detector	cm	degree	Comment
1		5350.000	35.48	9.30	44.78	68.20	-23.42	peak			
2	*	5460.000	39.25	9.31	48.56	68.20	-19.64	peak			

HORIZONTA

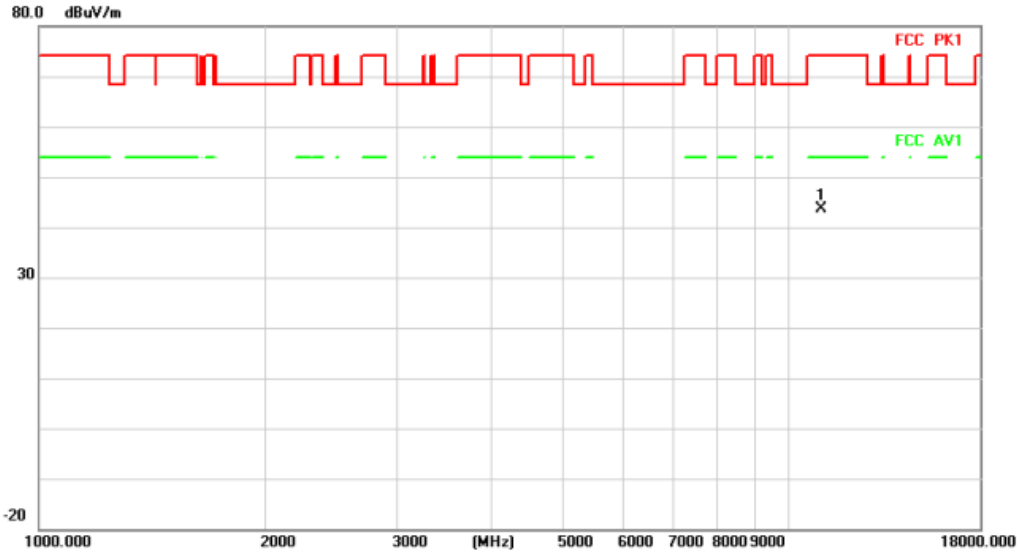

No.	Mk.	Freq.	Reading Level	Correct Factor	Measure-ment	Limit	Over		Antenna Height	Table Degree	
		MHz	dBuV	dB/m	dBuV/m	dBuV/m	dB	Detector	cm	degree	Comment
1	*	11020.000	33.43	10.15	43.58	74.00	-30.42	peak			

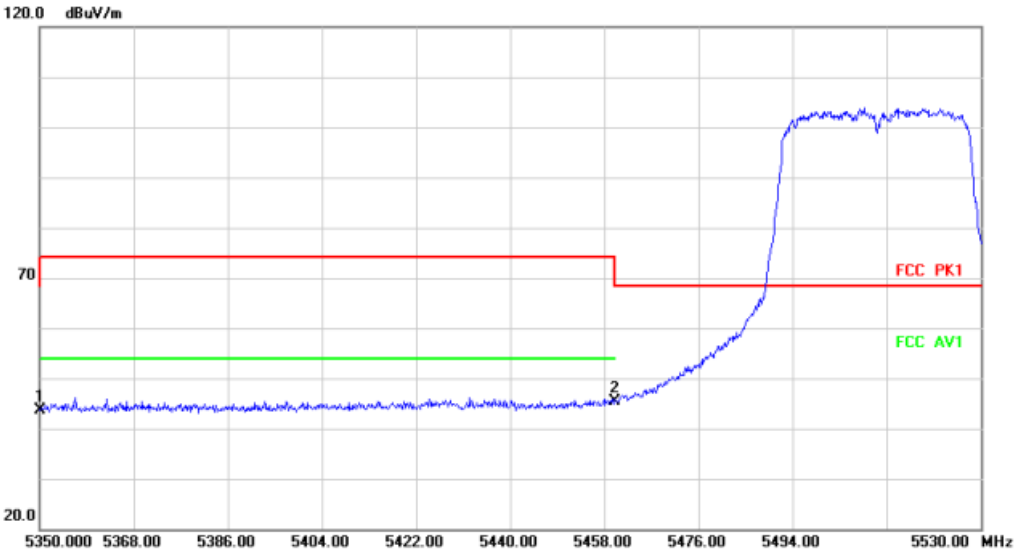

No.	Mk.	Freq.	Reading Level	Correct Factor	Measure-ment	Limit	Over		Antenna Height	Table Degree	
		MHz	dBuV	dB/m	dBuV/m	dBuV/m	dB	Detector	cm	degree	Comment
1		5350.000	34.22	9.30	43.52	68.20	-24.68	peak			
2	*	5460.000	36.05	9.31	45.36	68.20	-22.84	peak			

Above 1G (1GHz~18GHz)	Test mode: 11N40MIMO	Test Channel:118

VERTICAL

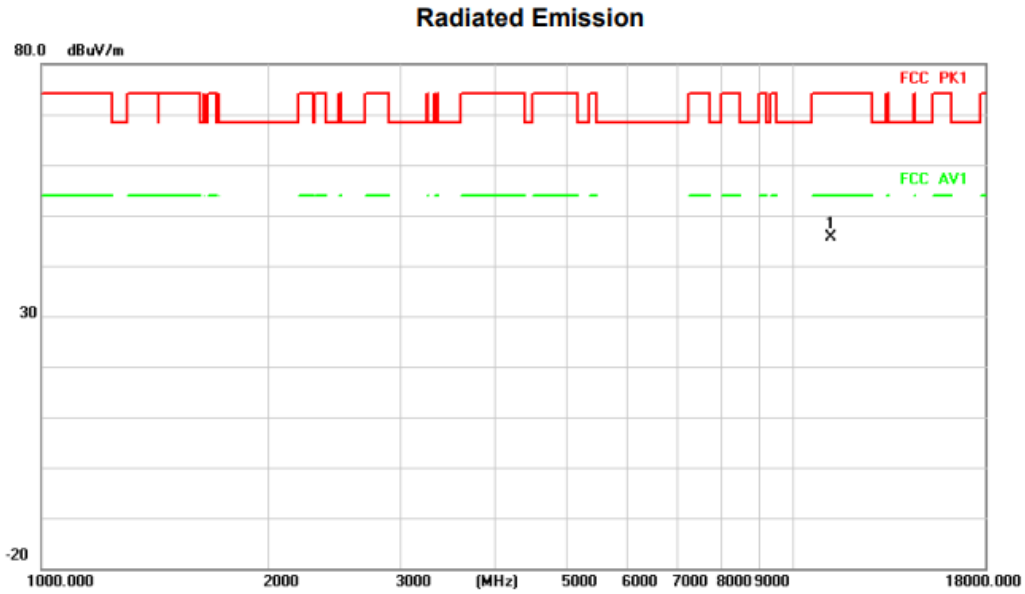

No.	Mk.	Freq.	Reading Level	Correct Factor	Measure-ment	Limit	Over		Antenna Height	Table Degree	
		MHz	dBuV	dB/m	dBuV/m	dBuV/m	dB	Detector	cm	degree	Comment
1	*	11180.000	35.88	9.84	45.72	74.00	-28.28	peak			

HORIZONTA

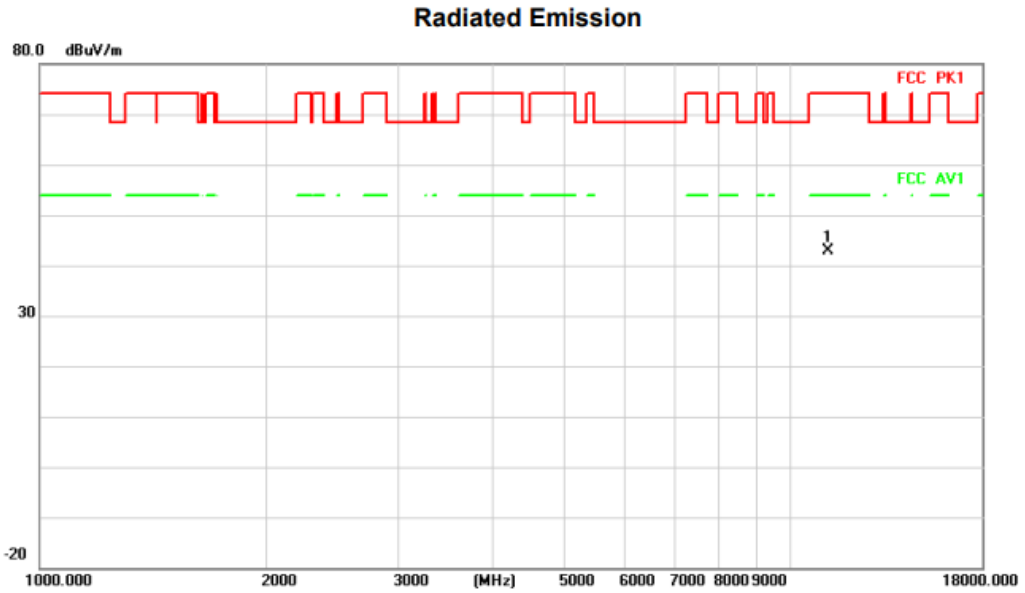

No.	Mk.	Freq.	Reading Level	Correct Factor	Measure-ment	Limit	Over		Antenna Height	Table Degree	
		MHz	dBuV	dB/m	dBuV/m	dBuV/m	dB	Detector	cm	degree	Comment
1	*	11180.000	33.03	9.84	42.87	74.00	-31.13	peak			

Above 1G (1GHz~18GHz)	Test mode: 11N40MIMO	Test Channel:134

VERTICAL

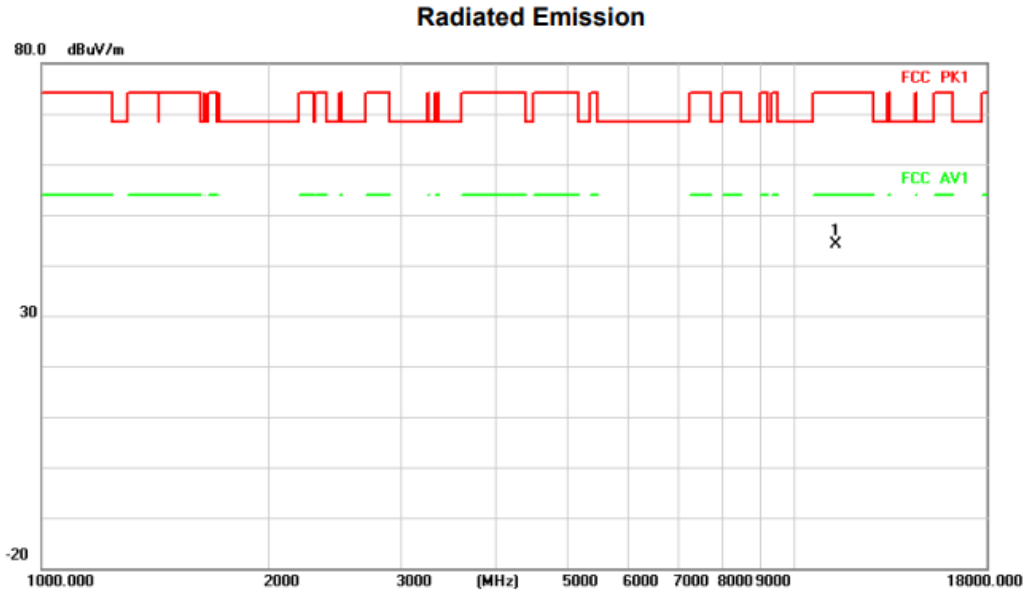

No.	Mk.	Freq.	Reading Level	Correct Factor	Measure-ment	Limit	Over		Antenna Height	Table Degree	
		MHz	dBuV	dB/m	dBuV/m	dBuV/m	dB	Detector	cm	degree	Comment
1	*	11340.000	34.67	9.54	44.21	74.00	-29.79	peak			

HORIZONTA

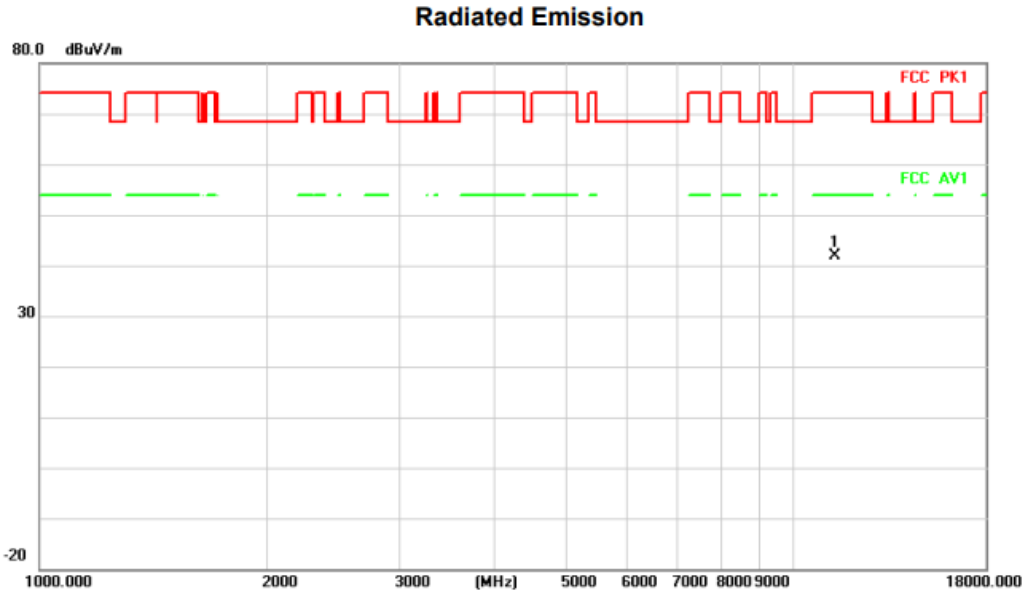

No.	Mk.	Freq.	Reading Level	Correct Factor	Measure-ment	Limit	Over		Antenna Height	Table Degree	
		MHz	dBuV	dB/m	dBuV/m	dBuV/m	dB	Detector	cm	degree	Comment
1	*	11340.000	32.29	9.54	41.83	74.00	-32.17	peak			

Above 1G (1GHz~18GHz)	Test mode: 11N40MIMO	Test Channel:151

VERTICAL

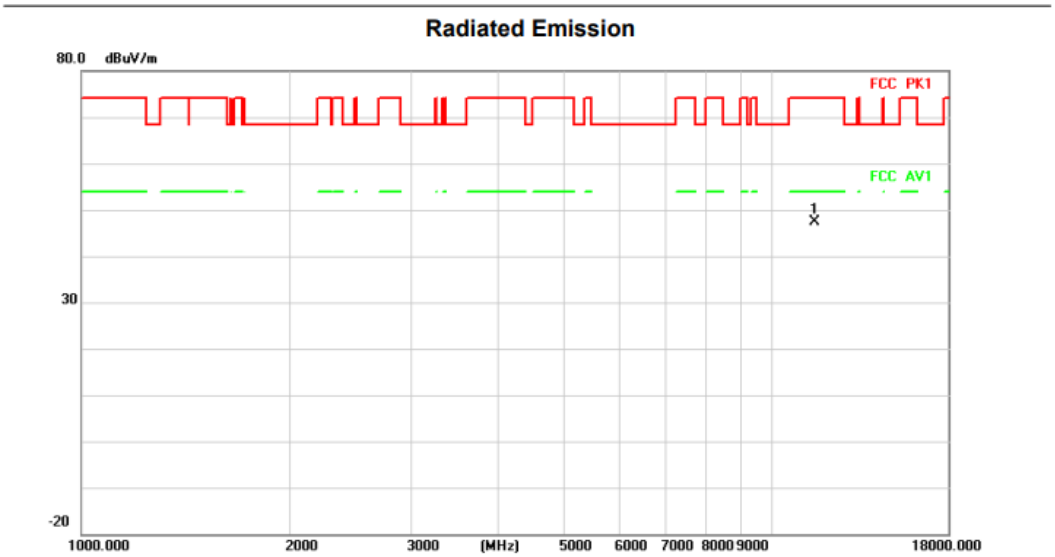

No.	Mk.	Freq.	Reading Level	Correct Factor	Measure-ment	Limit	Over		Antenna Height	Table Degree	
		MHz	dBuV	dB/m	dBuV/m	dBuV/m	dB	Detector	cm	degree	Comment
1	*	11510.000	37.57	9.76	47.33	74.00	-26.67	peak			

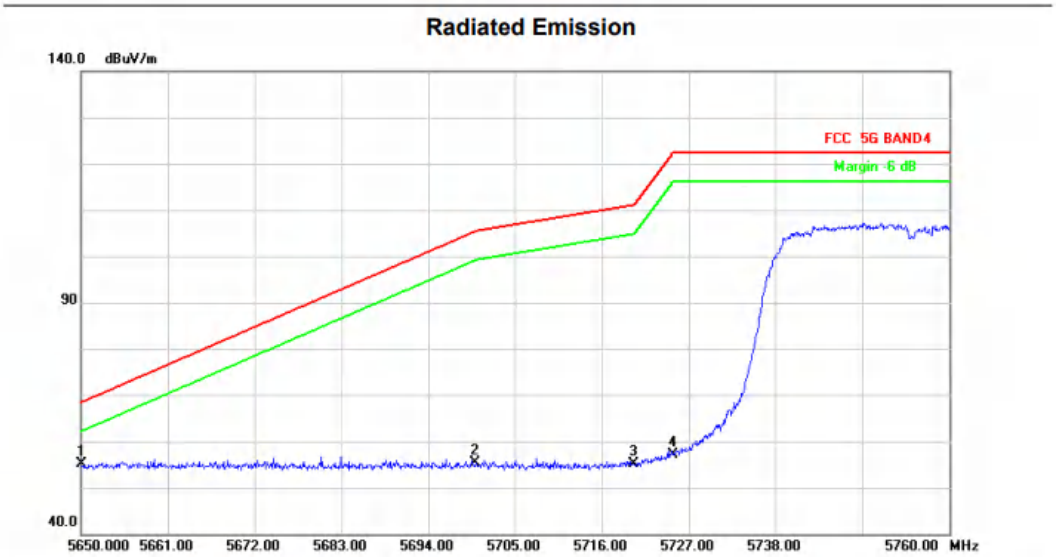

No.	Mk.	Freq.	Reading Level	Correct Factor	Measure-ment	Limit	Over		Antenna Height	Table Degree	
		MHz	dBuV	dB/m	dBuV/m	dBuV/m	dB	Detector	cm	degree	Comment
1	*	5650.000	45.93	9.16	55.09	68.20	-13.11	peak			
2		5700.000	46.33	9.10	55.43	105.20	-49.77	peak			
3		5720.000	46.08	9.08	55.16	110.80	-55.64	peak			
4		5725.000	48.15	9.08	57.23	122.20	-64.97	peak			

HORIZONTA

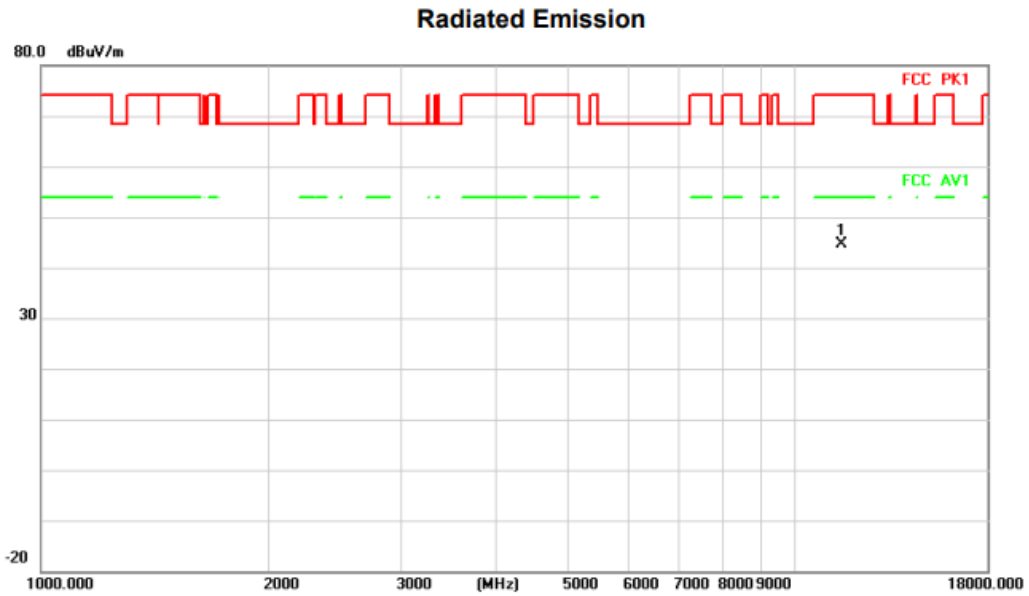

No.	Mk.	Freq.	Reading Level	Correct Factor	Measure-ment	Limit	Over		Antenna Height	Table Degree	
		MHz	dBuV	dB/m	dBuV/m	dBuV/m	dB	Detector	cm	degree	Comment
1	*	11510.000	34.89	9.76	44.65	74.00	-29.35	peak			

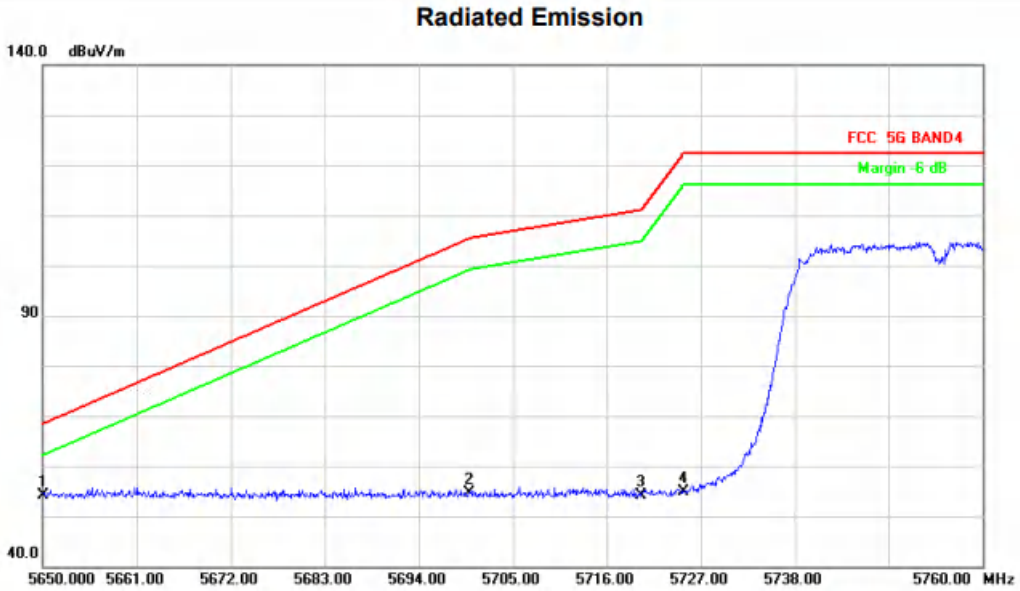

No.	Mk.	Freq.	Reading Level	Correct Factor	Measure-ment	Limit	Over		Antenna Height	Table Degree	
		MHz	dBuV	dB/m	dBuV/m	dBuV/m	dB	Detector	cm	degree	Comment
1	*	5650.000	45.06	9.16	54.22	68.20	-13.98	peak			
2		5700.000	45.62	9.10	54.72	105.20	-50.48	peak			
3		5720.000	45.14	9.08	54.22	110.80	-56.58	peak			
4		5725.000	45.77	9.08	54.85	122.20	-67.35	peak			

Above 1G (1GHz~18GHz)	Test mode: 11N40MIMO	Test Channel:159

VERTICAL

Radiated Emission

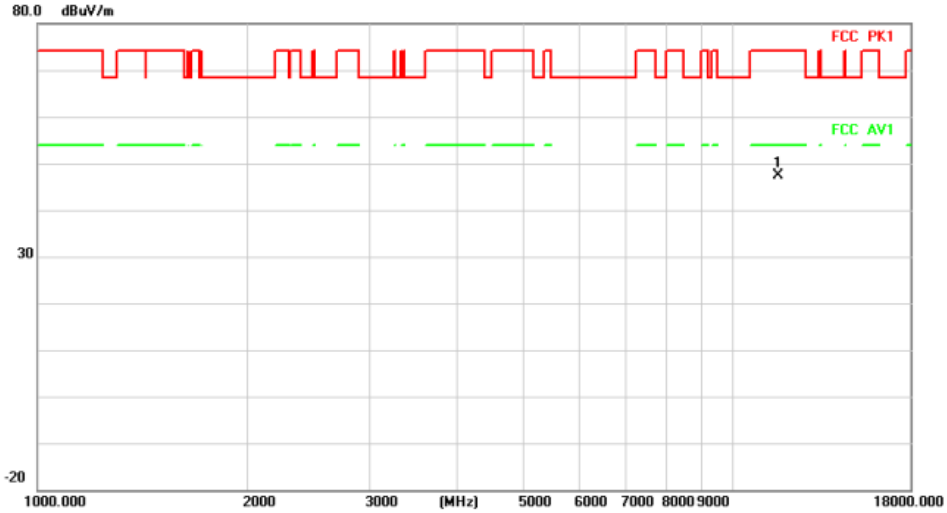

No.	Mk.	Freq.	Reading Level	Correct Factor	Measure-ment	Limit	Over		Antenna Height	Table Degree	
		MHz	dBuV	dB/m	dBuV/m	dBuV/m	dB	Detector	cm	degree	Comment
1	*	11590.000	37.38	9.99	47.37	74.00	-26.63	peak			

Radiated Emission

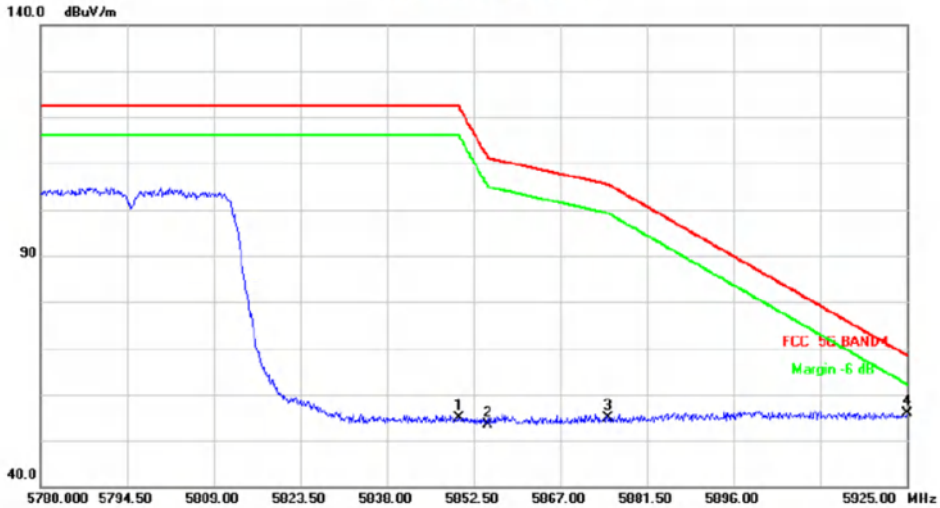

No.	Mk.	Freq.	Reading Level	Correct Factor	Measure-ment	Limit	Over		Antenna Height	Table Degree	
		MHz	dBuV	dB/m	dBuV/m	dBuV/m	dB	Detector	cm	degree	Comment
1		5850.000	45.59	9.24	54.83	122.20	-67.37	peak			
2		5855.000	44.12	9.26	53.38	110.80	-57.42	peak			
3		5875.000	45.60	9.36	54.96	105.20	-50.24	peak			
4	*	5925.000	46.18	9.61	55.79	68.20	-12.41	peak			

HORIZONTA

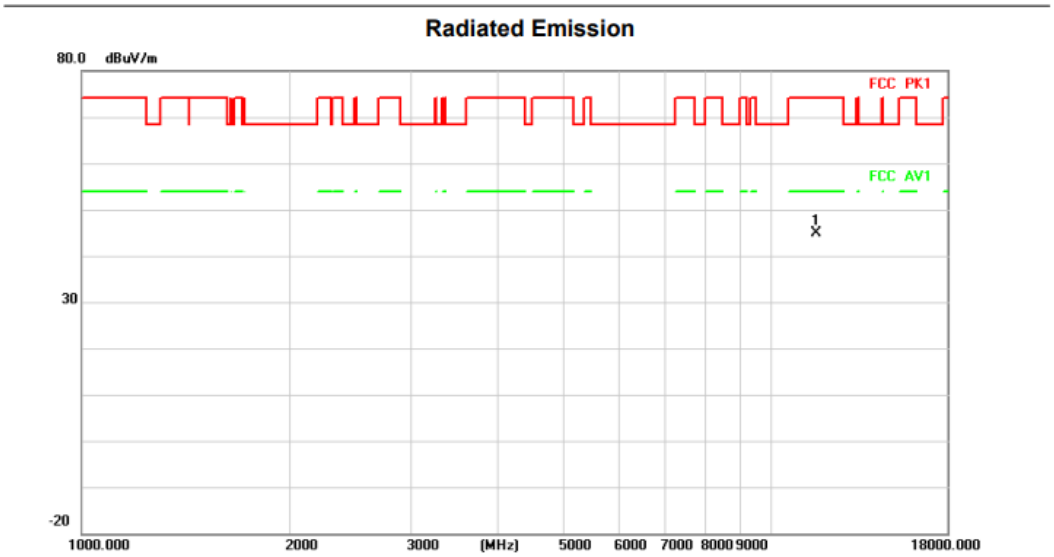

No.	Mk.	Freq.	Reading Level	Correct Factor	Measure-ment	Limit	Over		Antenna Height	Table Degree	
		MHz	dBuV	dB/m	dBuV/m	dBuV/m	dB	Detector	cm	degree	Comment
1	*	11590.000	34.83	9.99	44.82	74.00	-29.18	peak			

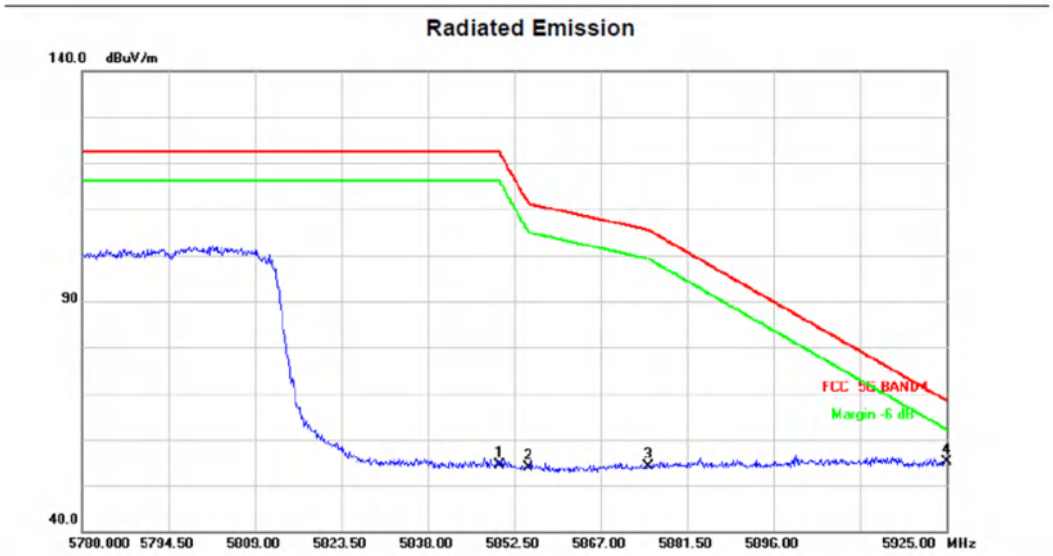

No.	Mk.	Freq.	Reading Level	Correct Factor	Measure-ment	Limit	Over		Antenna Height	Table Degree	
		MHz	dBuV	dB/m	dBuV/m	dBuV/m	dB	Detector	cm	degree	Comment
1		5850.000	45.20	9.24	54.44	122.20	-67.76	peak			
2		5855.000	44.69	9.26	53.95	110.80	-56.85	peak			
3		5875.000	44.83	9.36	54.19	105.20	-51.01	peak			
4	*	5925.000	45.41	9.61	55.02	68.20	-13.18	peak			

Above 1G (1GHz~18GHz)	Test mode: 11AC20MIMO	Test Channel:36

VERTICAL

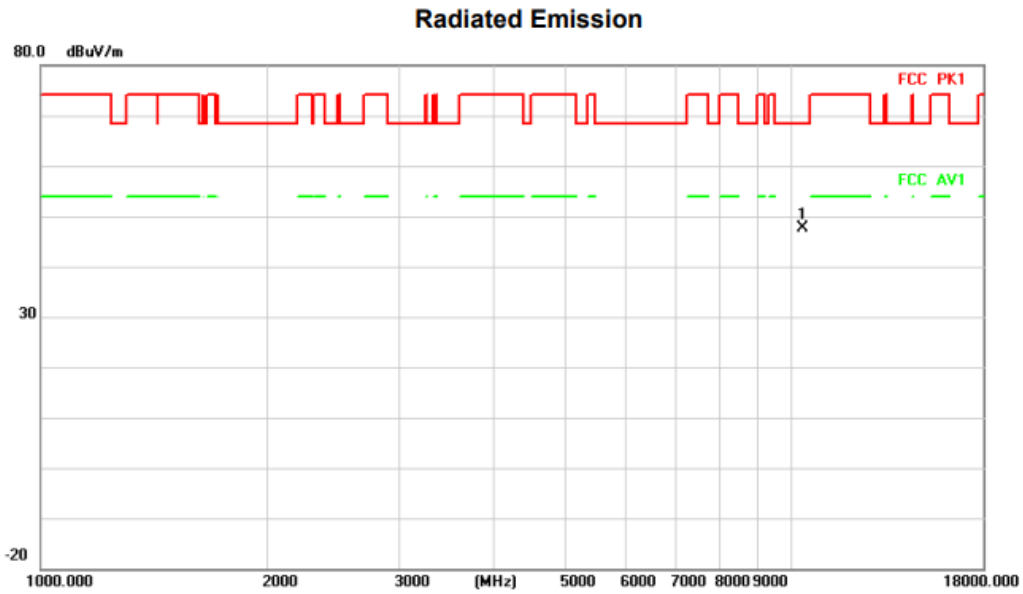

No.	Mk.	Freq.	Reading Level	Correct Factor	Measure-ment	Limit	Over		Antenna Height	Table Degree	
		MHz	dBuV	dB/m	dBuV/m	dBuV/m	dB	Detector	cm	degree	Comment
1	*	10360.000	38.34	9.21	47.55	68.20	-20.65	peak			

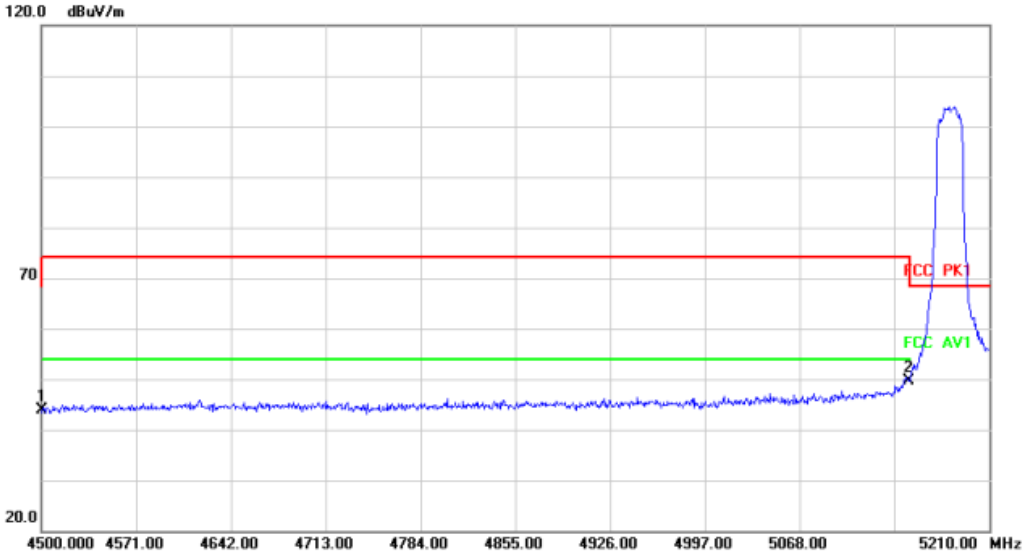

No.	Mk.	Freq.	Reading Level	Correct Factor	Measure-ment	Limit	Over		Antenna Height	Table Degree	
		MHz	dBuV	dB/m	dBuV/m	dBuV/m	dB	Detector	cm	degree	Comment
1		4500.000	36.70	7.17	43.87	68.20	-24.33	peak			
2	*	5150.000	40.57	9.17	49.74	68.20	-18.46	peak			

HORIZONTA

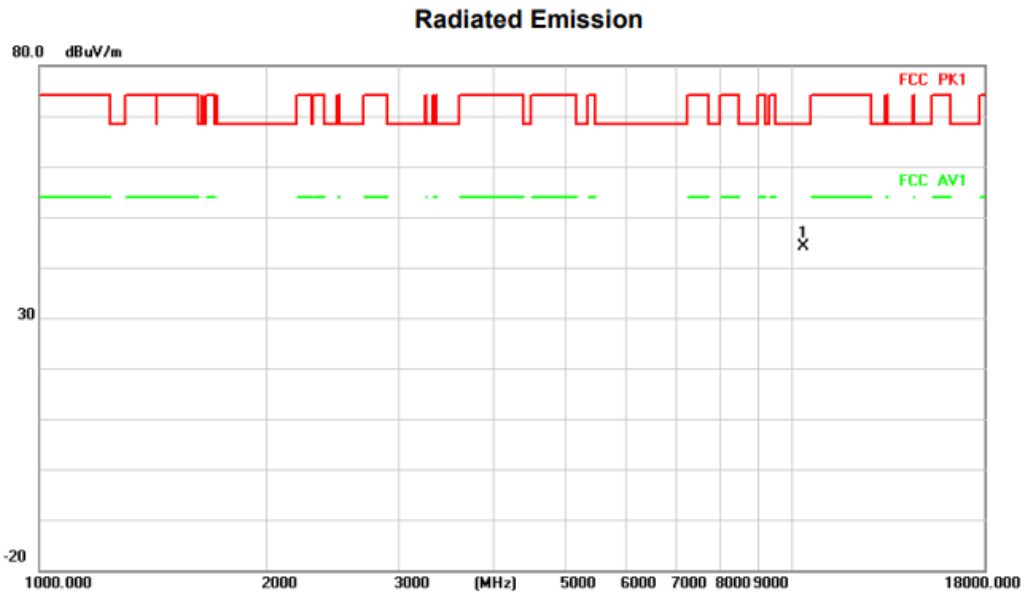

No.	Mk.	Freq.	Reading Level	Correct Factor	Measure-ment	Limit	Over		Antenna Height	Table Degree	
		MHz	dBuV	dB/m	dBuV/m	dBuV/m	dB	Detector	cm	degree	Comment
1	*	10360.000	35.04	9.21	44.25	68.20	-23.95	peak			

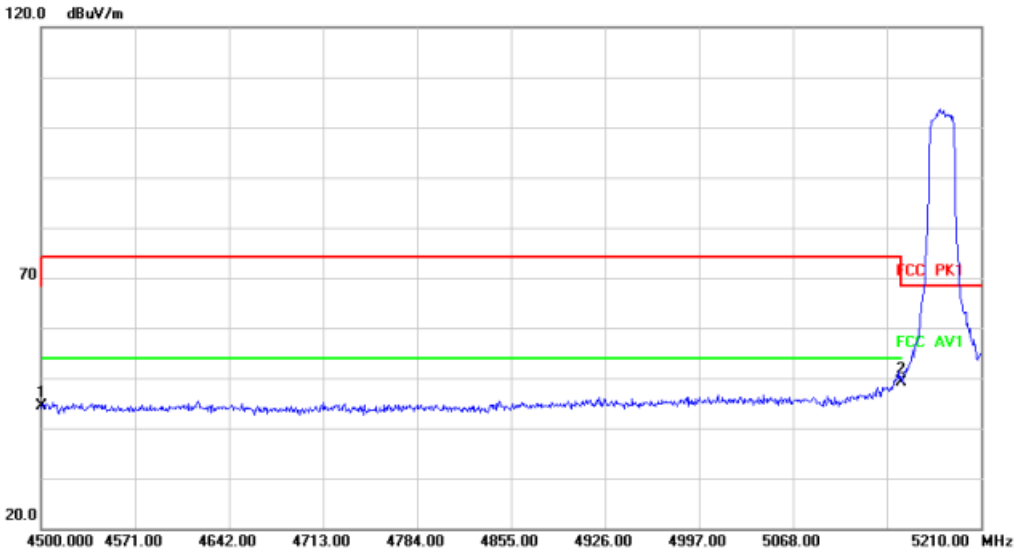

No.	Mk.	Freq.	Reading Level	Correct Factor	Measure-ment	Limit	Over		Antenna Height	Table Degree	
		MHz	dBuV	dB/m	dBuV/m	dBuV/m	dB	Detector	cm	degree	Comment
1		4500.000	37.20	7.17	44.37	68.20	-23.83	peak			
2	*	5150.000	40.07	9.17	49.24	68.20	-18.96	peak			

Above 1G (1GHz~18GHz)	Test mode: 11AC20MIMO	Test Channel:40

VERTICAL

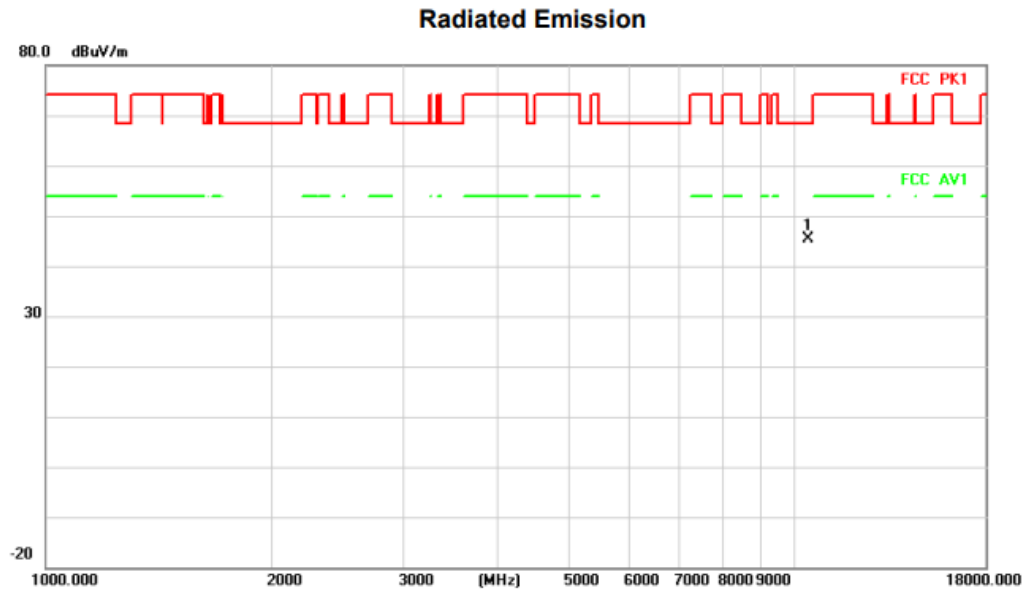

No.	Mk.	Freq.	Reading Level	Correct Factor	Measure-ment	Limit	Over		Antenna Height	Table Degree	
		MHz	dBuV	dB/m	dBuV/m	dBuV/m	dB	Detector	cm	degree	Comment
1	*	10400.000	36.11	9.26	45.37	68.20	-22.83	peak			

HORIZONTA

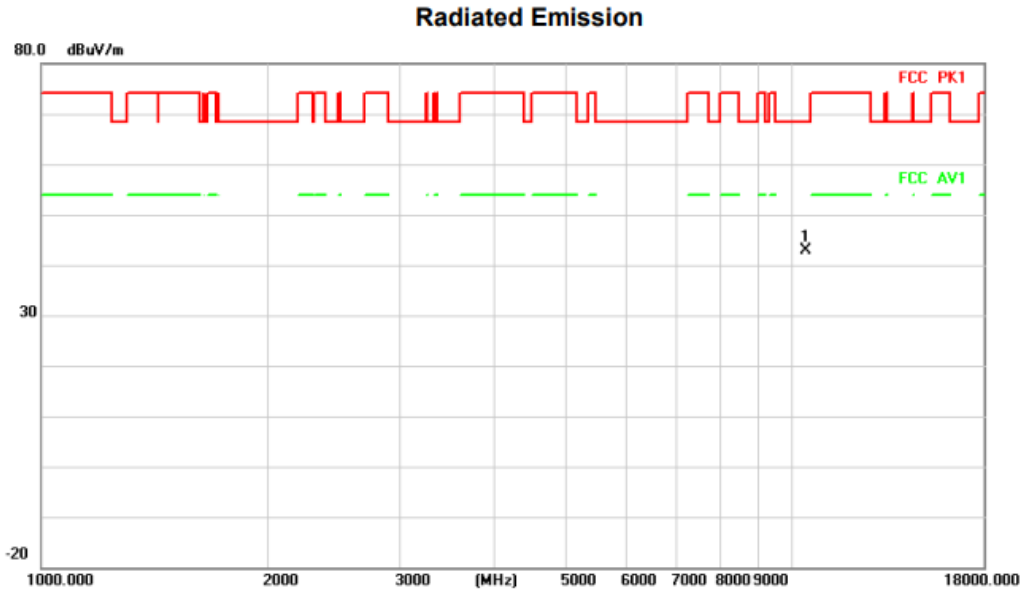

No.	Mk.	Freq.	Reading Level	Correct Factor	Measure-ment	Limit	Over		Antenna Height	Table Degree	
		MHz	dBuV	dB/m	dBuV/m	dBuV/m	dB	Detector	cm	degree	Comment
1	*	10400.000	33.61	9.26	42.87	68.20	-25.33	peak			

Above 1G (1GHz~18GHz)	Test mode: 11AC20MIMO	Test Channel:48

VERTICAL

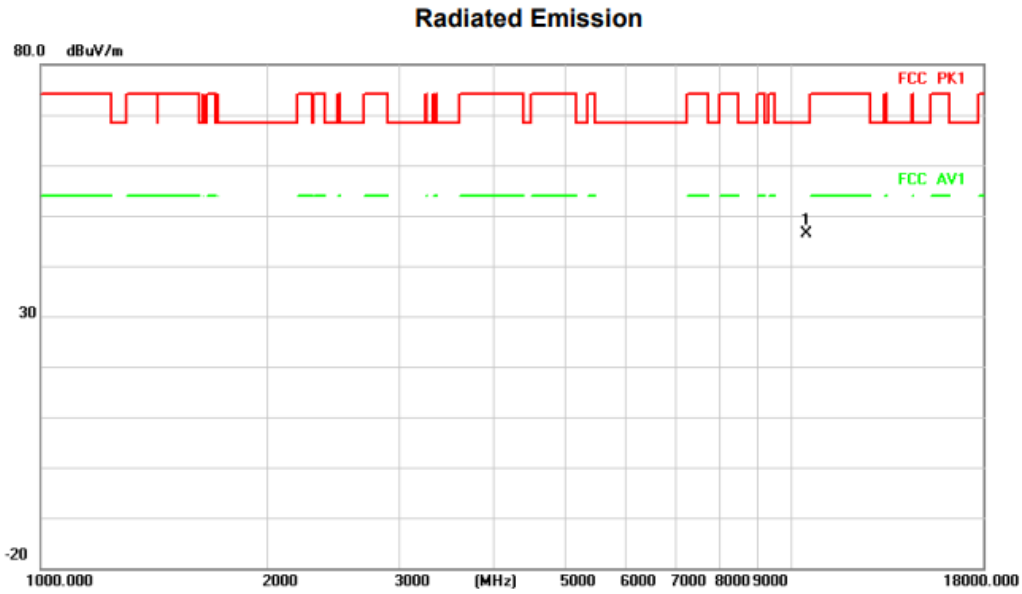

No.	Mk.	Freq.	Reading Level	Correct Factor	Measure-ment	Limit	Over		Antenna Height	Table Degree	
		MHz	dBuV	dB/m	dBuV/m	dBuV/m	dB	Detector	cm	degree	Comment
1	*	10480.000	36.89	9.37	46.26	68.20	-21.94	peak			

HORIZONTA

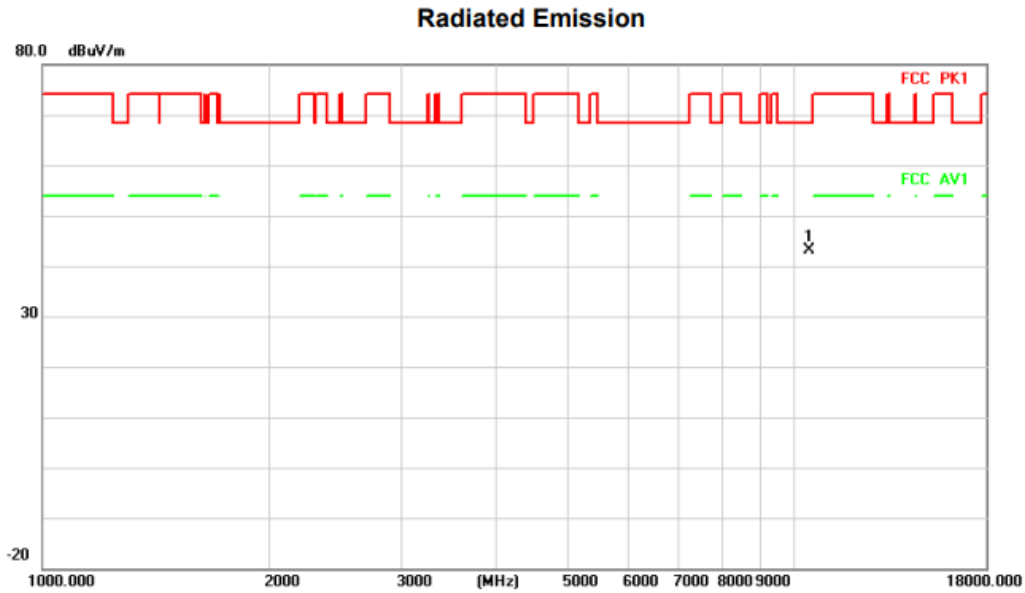

No.	Mk.	Freq.	Reading Level	Correct Factor	Measure-ment	Limit	Over		Antenna Height	Table Degree	
		MHz	dBuV	dB/m	dBuV/m	dBuV/m	dB	Detector	cm	degree	Comment
1	*	10480.000	33.78	9.37	43.15	68.20	-25.05	peak			

Above 1G (1GHz~18GHz)	Test mode: 11AC20MIMO	Test Channel:52

VERTICAL

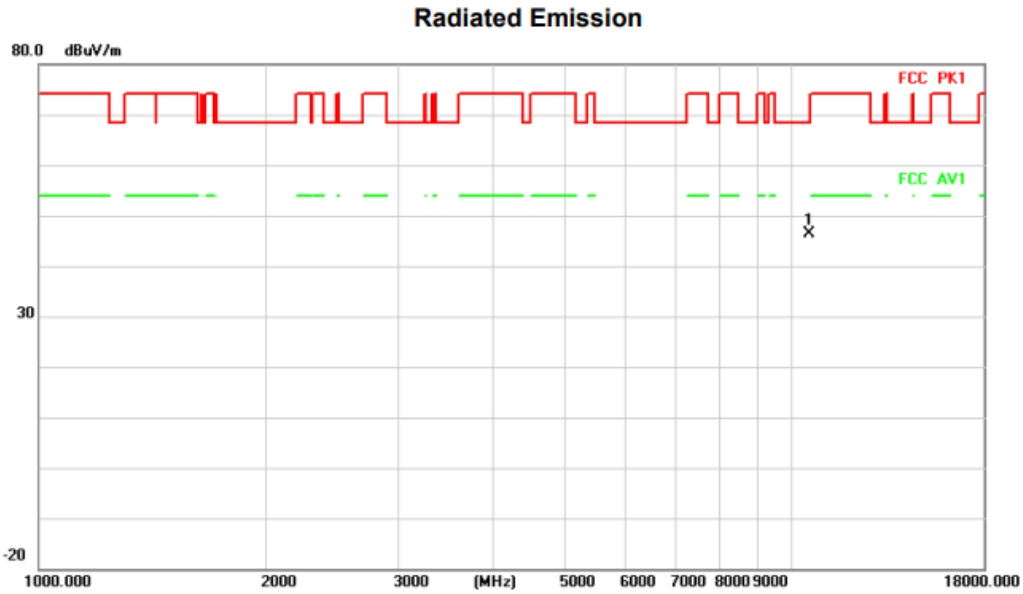

No.	Mk.	Freq.	Reading Level	Correct Factor	Measure-ment	Limit	Over		Antenna Height	Table Degree	
		MHz	dBuV	dB/m	dBuV/m	dBuV/m	dB	Detector	cm	degree	Comment
1	*	10520.000	36.85	9.41	46.26	68.20	-21.94	peak			

HORIZONTA

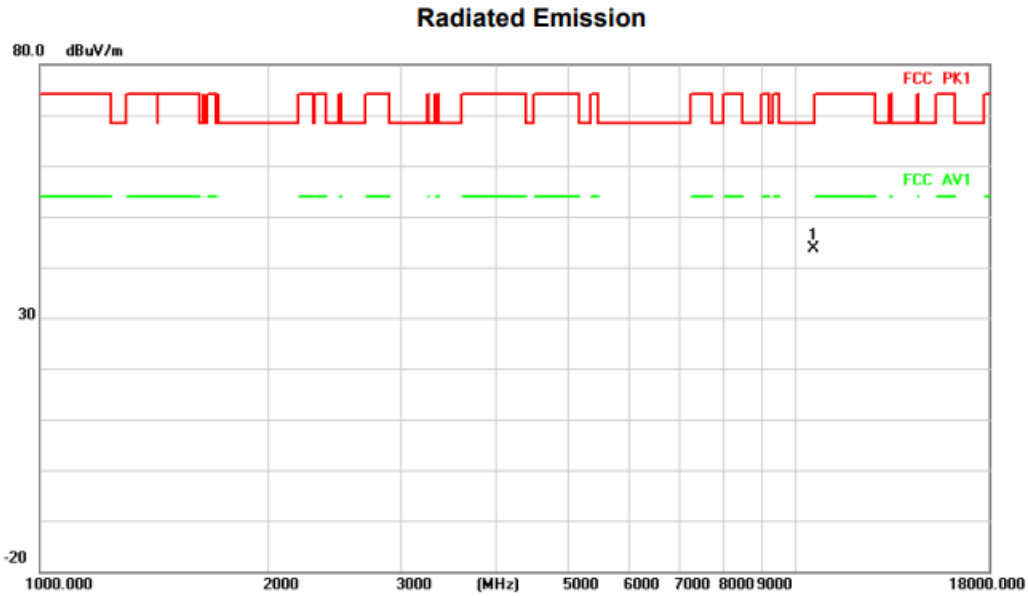

No.	Mk.	Freq.	Reading Level	Correct Factor	Measure-ment	Limit	Over		Antenna Height	Table Degree	
		MHz	dBuV	dB/m	dBuV/m	dBuV/m	dB	Detector	cm	degree	Comment
1	*	10520.000	34.16	9.41	43.57	68.20	-24.63	peak			

Above 1G (1GHz~18GHz)	Test mode: 11AC20MIMO	Test Channel:56

VERTICAL

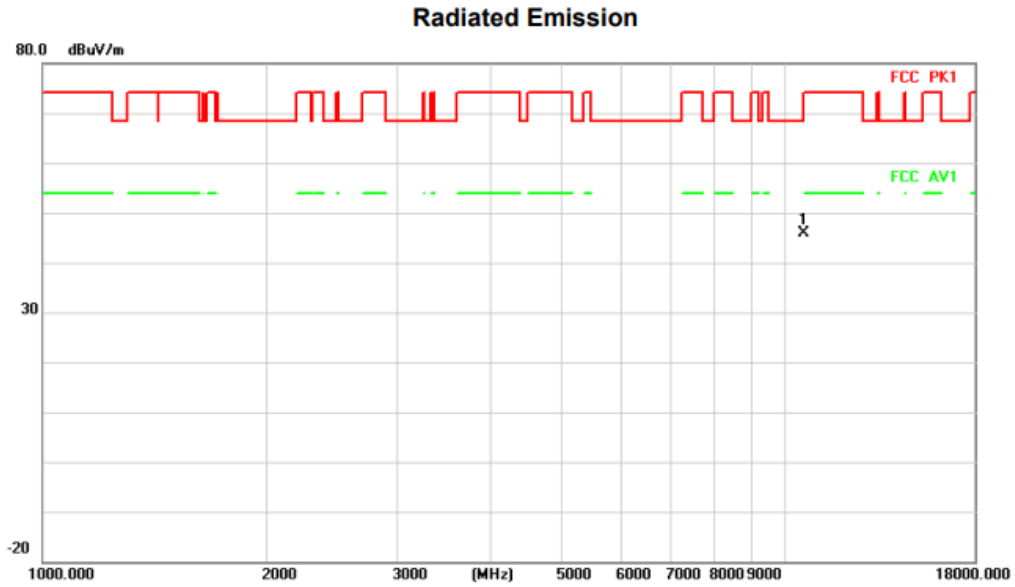

No.	Mk.	Freq.	Reading Level	Correct Factor	Measure-ment	Limit	Over		Antenna Height	Table Degree	
		MHz	dBuV	dB/m	dBuV/m	dBuV/m	dB	Detector	cm	degree	Comment
1	*	10560.000	36.32	9.46	45.78	68.20	-22.42	peak			

HORIZONTA

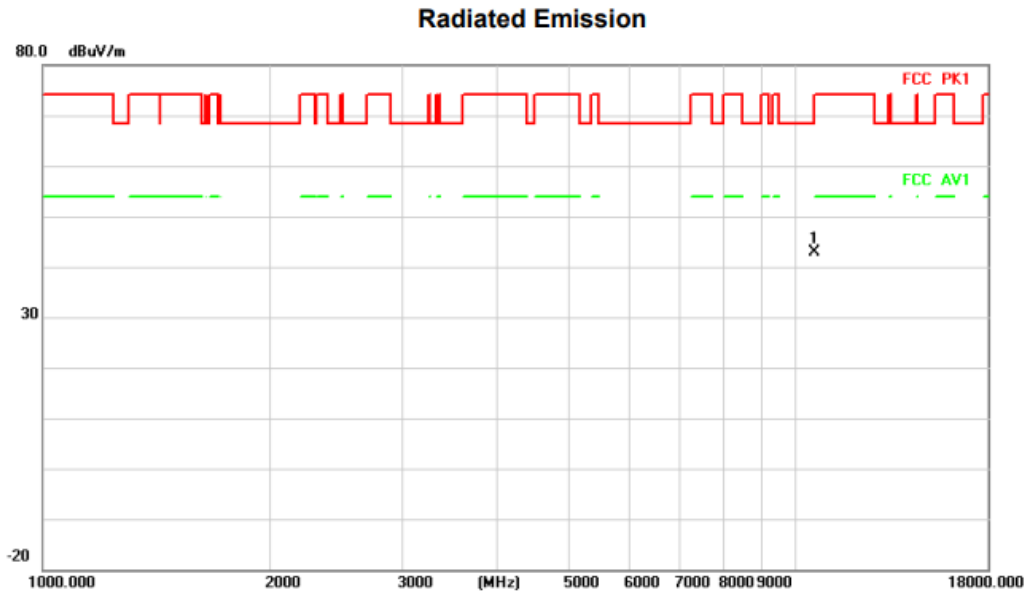

No.	Mk.	Freq.	Reading Level	Correct Factor	Measure-ment	Limit	Over		Antenna Height	Table Degree	
		MHz	dBuV	dB/m	dBuV/m	dBuV/m	dB	Detector	cm	degree	Comment
1	*	10560.000	33.37	9.46	42.83	68.20	-25.37	peak			

Above 1G (1GHz~18GHz)	Test mode: 11AC20MIMO	Test Channel:64

VERTICAL

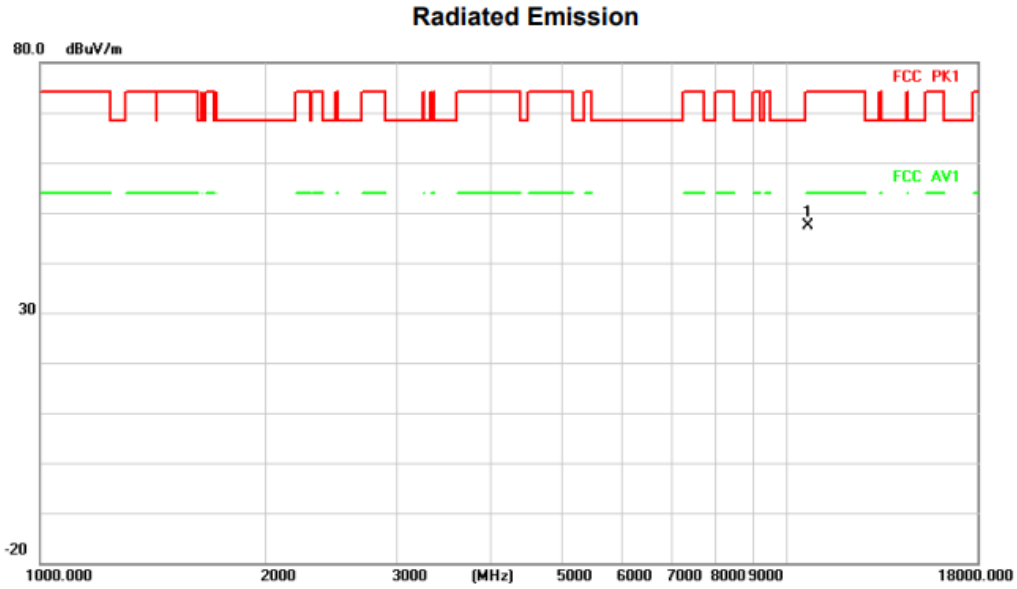

No.	Mk.	Freq.	Reading Level	Correct Factor	Measure-ment	Limit	Over		Antenna Height	Table Degree	
		MHz	dBuV	dB/m	dBuV/m	dBuV/m	dB	Detector	cm	degree	Comment
1	*	10640.000	37.90	9.58	47.48	74.00	-26.52	peak			

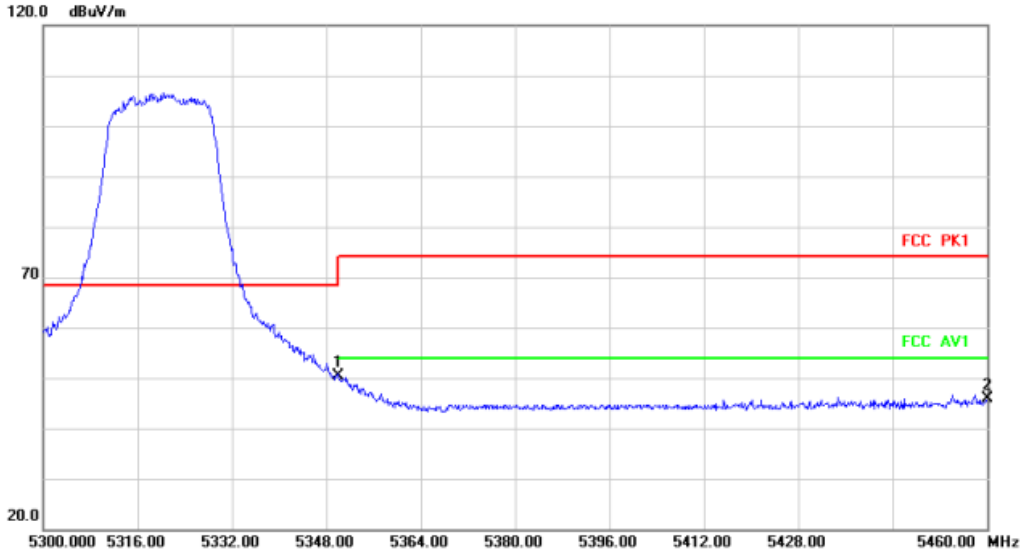

No.	Mk.	Freq.	Reading Level	Correct Factor	Measure-ment	Limit	Over		Antenna Height	Table Degree	
		MHz	dBuV	dB/m	dBuV/m	dBuV/m	dB	Detector	cm	degree	Comment
1	*	5350.000	41.12	9.30	50.42	68.20	-17.78	peak			
2		5460.000	36.69	9.31	46.00	68.20	-22.20	peak			

HORIZONTA

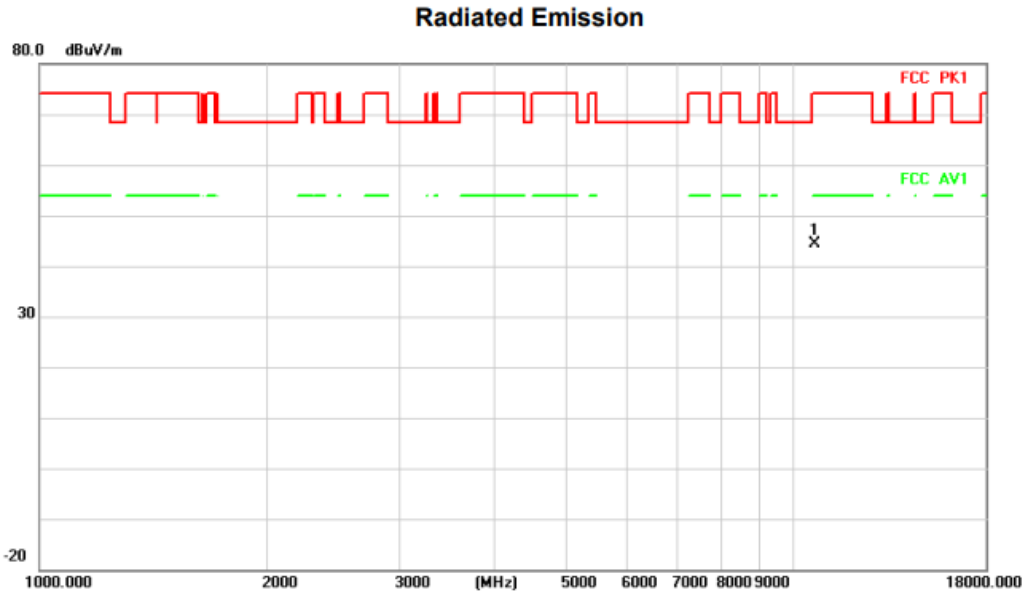

No.	Mk.	Freq.	Reading Level	Correct Factor	Measure-ment	Limit	Over		Antenna Height	Table Degree	
		MHz	dBuV	dB/m	dBuV/m	dBuV/m	dB	Detector	cm	degree	Comment
1	*	10640.000	34.70	9.58	44.28	74.00	-29.72	peak			

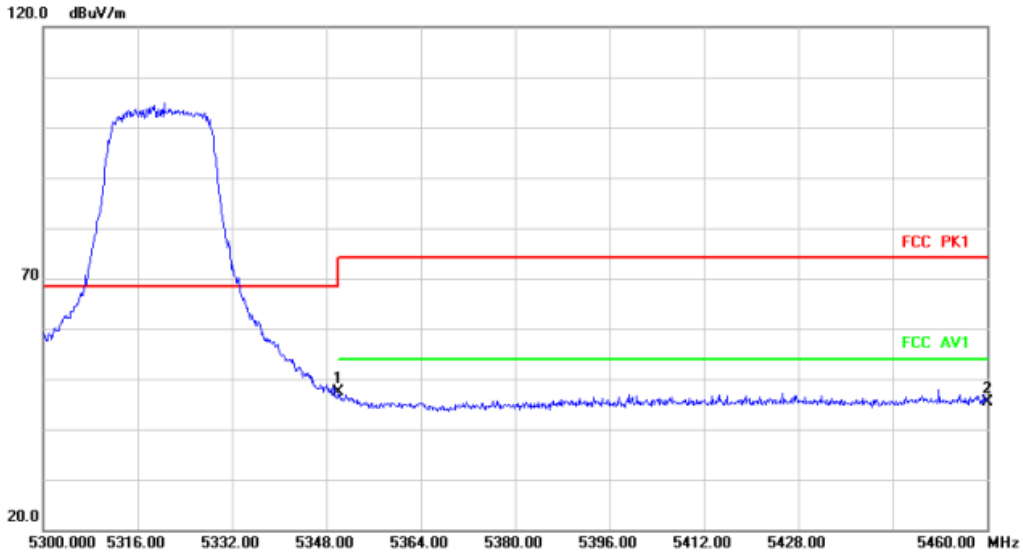

No.	Mk.	Freq.	Reading Level	Correct Factor	Measure-ment	Limit	Over		Antenna Height	Table Degree	
		MHz	dBuV	dB/m	dBuV/m	dBuV/m	dB	Detector	cm	degree	Comment
1	*	5350.000	38.17	9.30	47.47	68.20	-20.73	peak			
2		5460.000	36.19	9.31	45.50	68.20	-22.70	peak			

Above 1G (1GHz~18GHz)	Test mode: 11AC20MIMO	Test Channel:100

VERTICAL

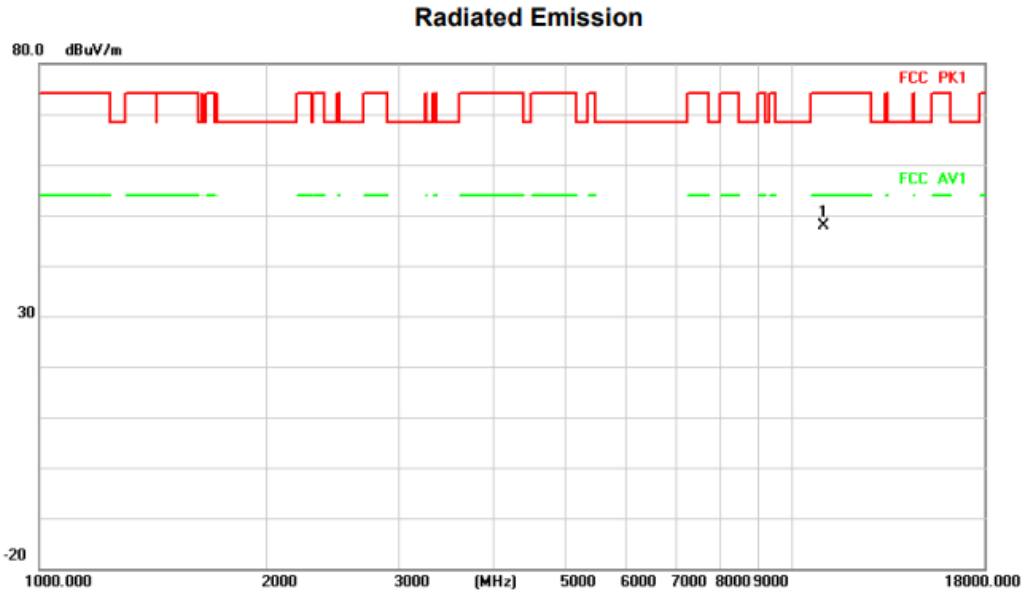

No.	Mk.	Freq.	Reading Level	Correct Factor	Measure-ment	Limit	Over		Antenna Height	Table Degree	
		MHz	dBuV	dB/m	dBuV/m	dBuV/m	dB	Detector	cm	degree	Comment
1	*	11000.000	37.71	10.18	47.89	74.00	-26.11	peak			

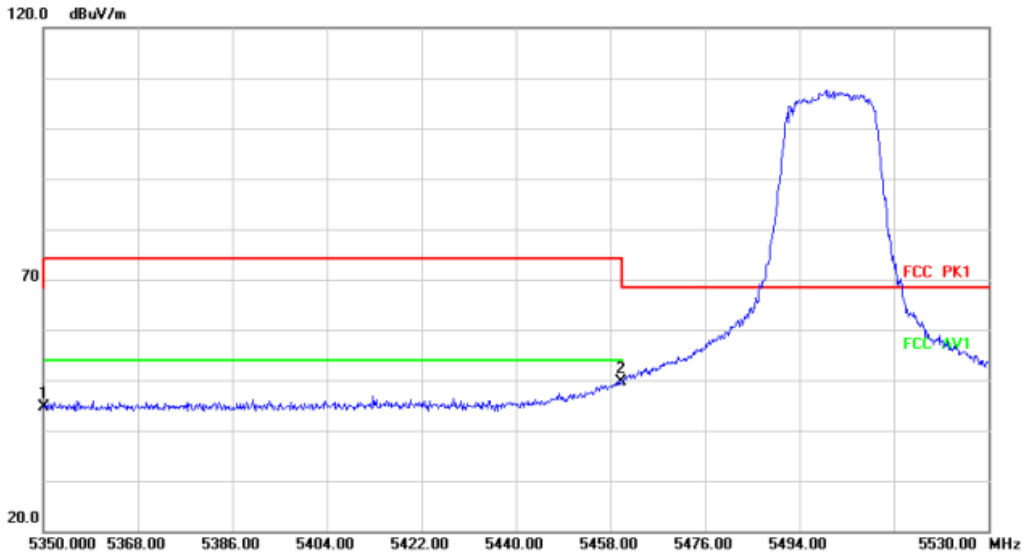

No.	Mk.	Freq.	Reading Level	Correct Factor	Measure-ment	Limit	Over		Antenna Height	Table Degree	
		MHz	dBuV	dB/m	dBuV/m	dBuV/m	dB	Detector	cm	degree	Comment
1		5350.000	35.22	9.30	44.52	68.20	-23.68	peak			
2	*	5460.000	40.26	9.31	49.57	68.20	-18.63	peak			

HORIZONTA

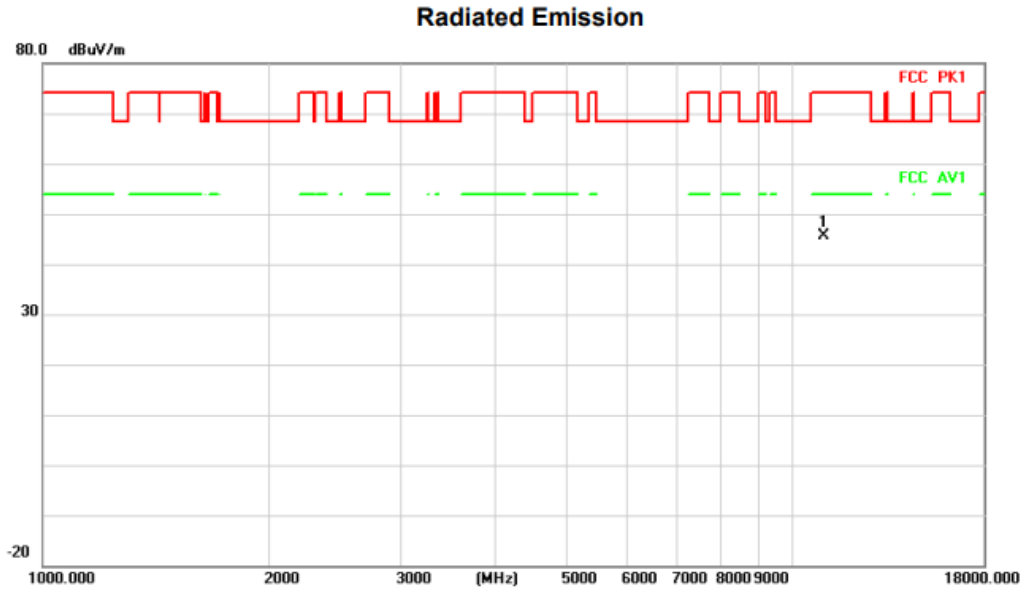

No.	Mk.	Freq.	Reading Level	Correct Factor	Measure-ment	Limit	Over		Antenna Height	Table Degree	
		MHz	dBuV	dB/m	dBuV/m	dBuV/m	dB	Detector	cm	degree	Comment
1	*	11000.000	35.55	10.18	45.73	74.00	-28.27	peak			

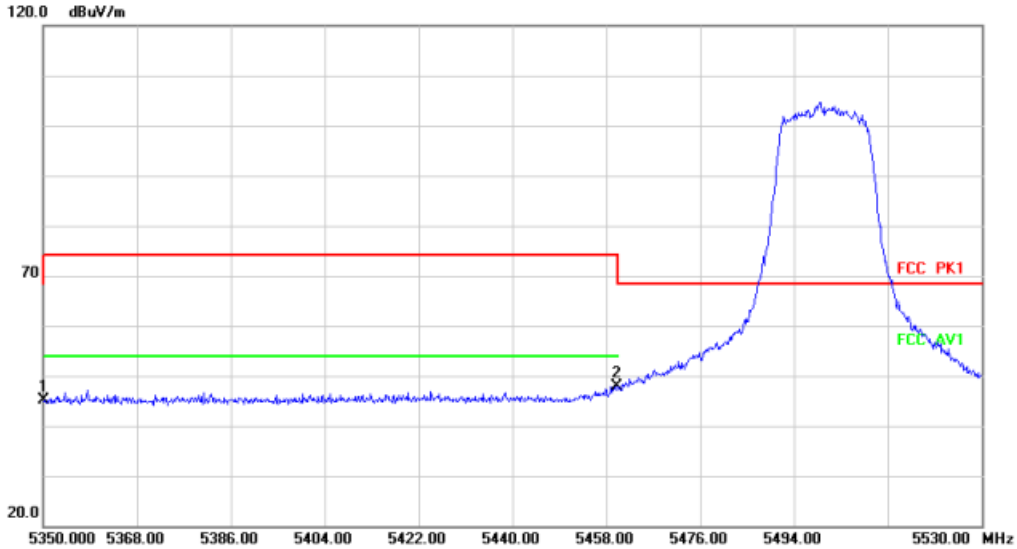

No.	Mk.	Freq.	Reading Level	Correct Factor	Measure-ment	Limit	Over		Antenna Height	Table Degree	
		MHz	dBuV	dB/m	dBuV/m	dBuV/m	dB	Detector	cm	degree	Comment
1		5350.000	35.92	9.30	45.22	68.20	-22.98	peak			
2	*	5460.000	38.60	9.31	47.91	68.20	-20.29	peak			

Above 1G (1GHz~18GHz)	Test mode: 11AC20MIMO	Test Channel:116

VERTICAL

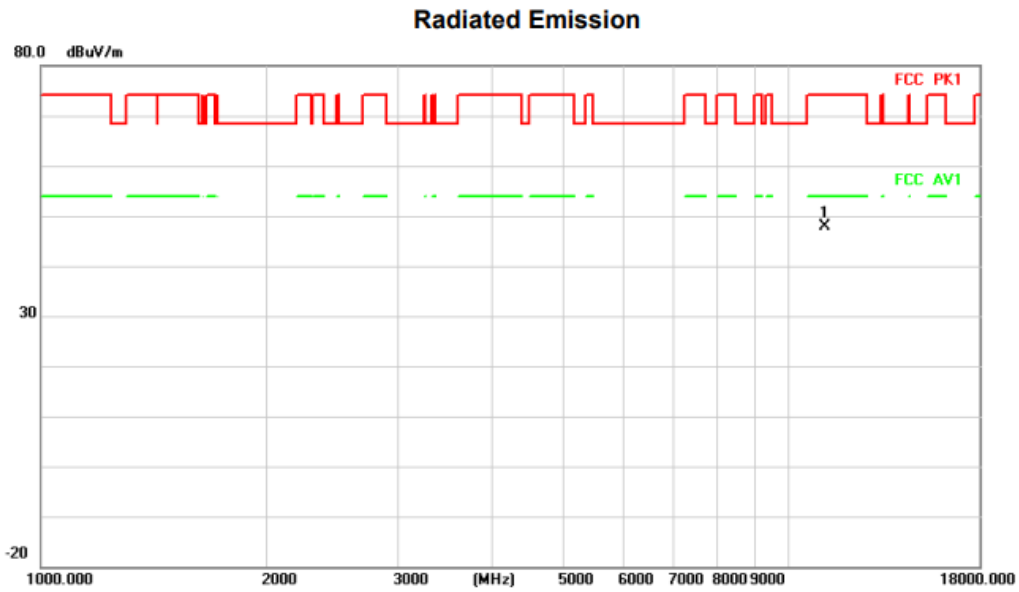

No.	Mk.	Freq.	Reading Level	Correct Factor	Measure-ment	Limit	Over		Antenna Height	Table Degree	
		MHz	dBuV	dB/m	dBuV/m	dBuV/m	dB	Detector	cm	degree	Comment
1	*	11160.000	37.94	9.88	47.82	74.00	-26.18	peak			

HORIZONTA

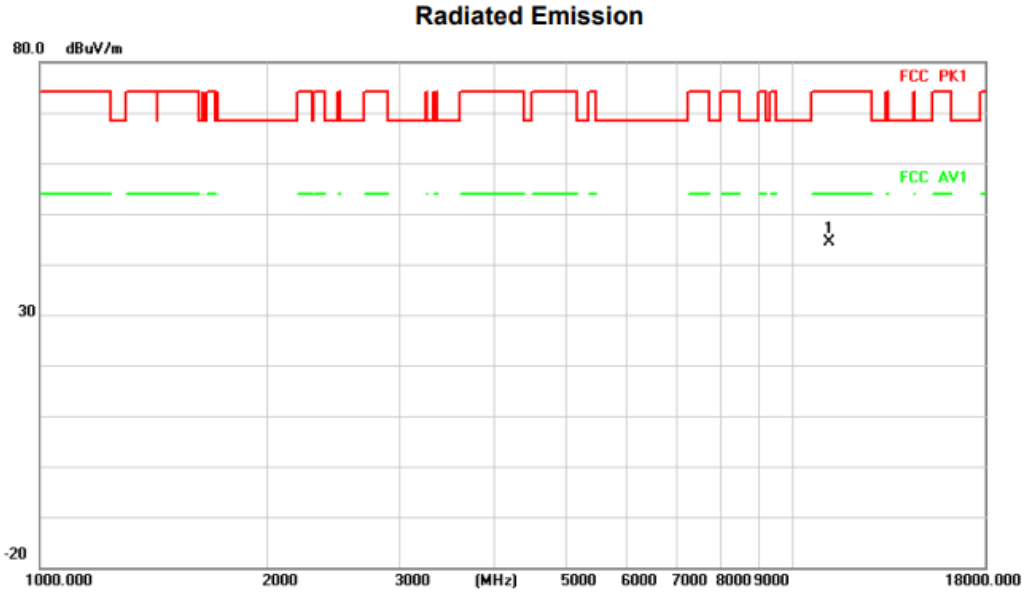

No.	Mk.	Freq.	Reading Level	Correct Factor	Measure-ment	Limit	Over		Antenna Height	Table Degree	
		MHz	dBuV	dB/m	dBuV/m	dBuV/m	dB	Detector	cm	degree	Comment
1	*	11160.000	34.42	9.88	44.30	74.00	-29.70	peak			

Above 1G (1GHz~18GHz)	Test mode: 11AC20MIMO	Test Channel:140

VERTICAL

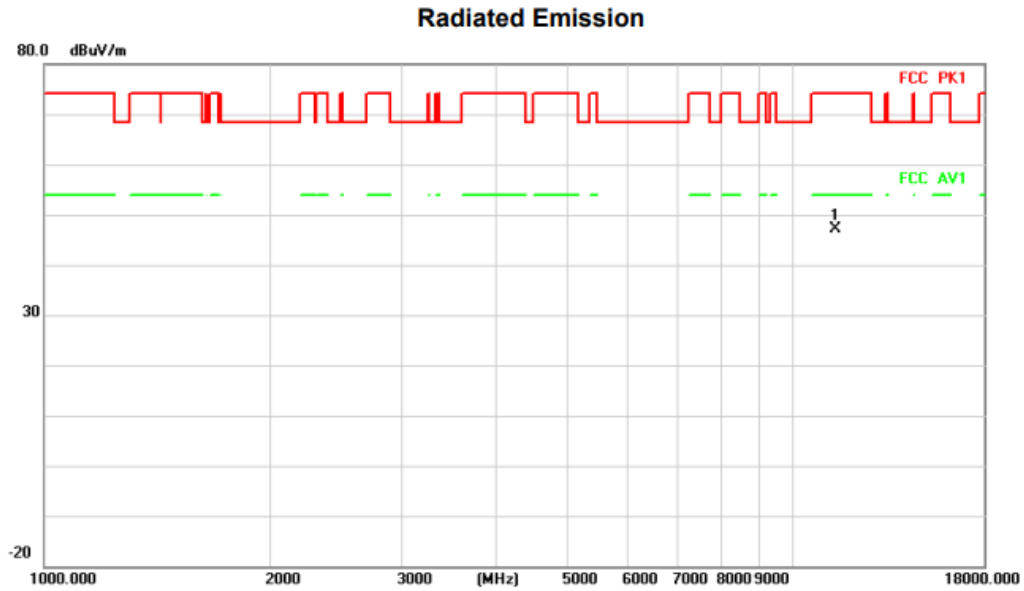

No.	Mk.	Freq.	Reading Level	Correct Factor	Measure-ment	Limit	Over		Antenna Height	Table Degree	
		MHz	dBuV	dB/m	dBuV/m	dBuV/m	dB	Detector	cm	degree	Comment
1	*	11400.000	37.75	9.43	47.18	74.00	-26.82	peak			

HORIZONTA

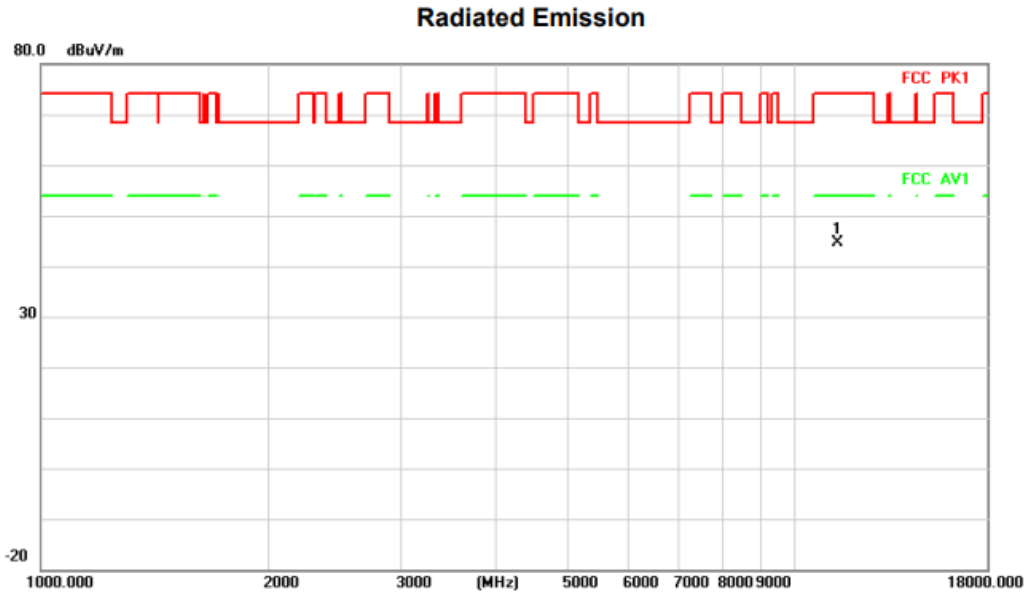

No.	Mk.	Freq.	Reading Level	Correct Factor	Measure-ment	Limit	Over		Antenna Height	Table Degree	
		MHz	dBuV	dB/m	dBuV/m	dBuV/m	dB	Detector	cm	degree	Comment
1	*	11400.000	35.10	9.43	44.53	74.00	-29.47	peak			

Above 1G (1GHz~18GHz)	Test mode: 11AC20MIMO	Test Channel:149

VERTICAL

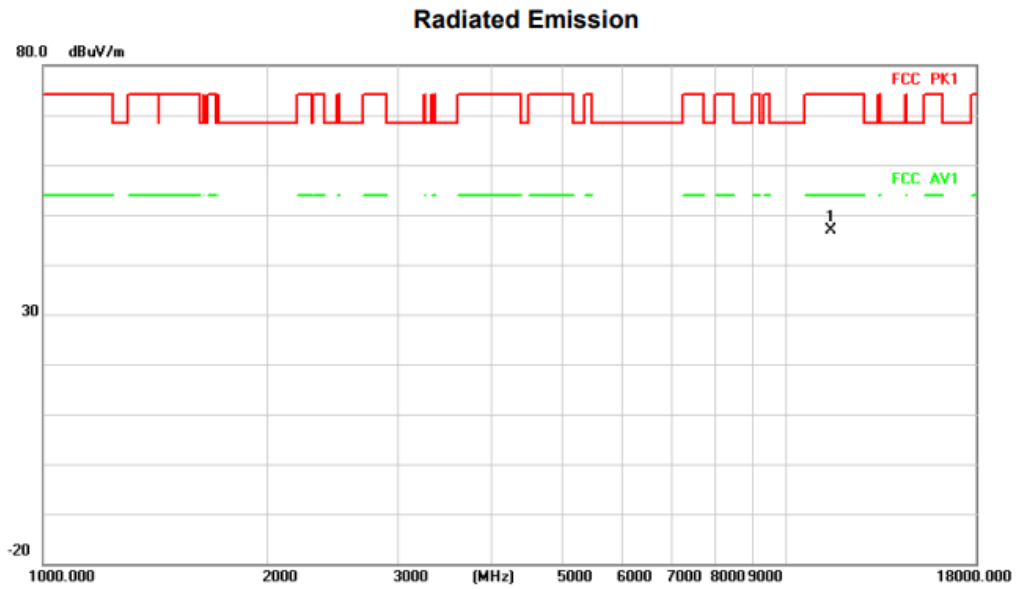

No.	Mk.	Freq.	Reading Level	Correct Factor	Measure-ment	Limit	Over		Antenna Height	Table Degree	
		MHz	dBuV	dB/m	dBuV/m	dBuV/m	dB	Detector	cm	degree	Comment
1	*	11490.000	37.12	9.70	46.82	74.00	-27.18	peak			

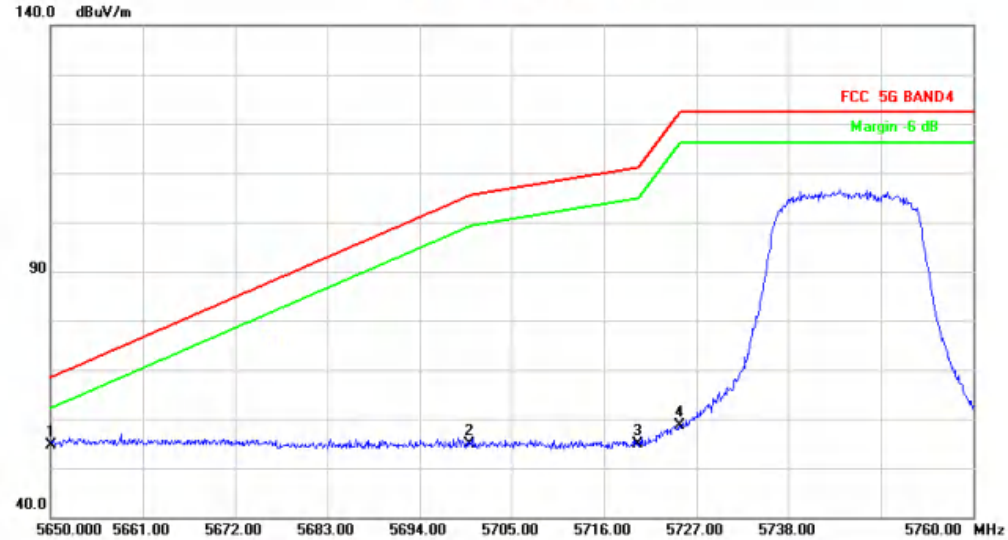

No.	Mk.	Freq.	Reading Level	Correct Factor	Measure-ment	Limit	Over		Antenna Height	Table Degree	
		MHz	dBuV	dB/m	dBuV/m	dBuV/m	dB	Detector	cm	degree	Comment
1	*	5650.000	45.46	9.16	54.62	68.20	-13.58	peak			
2		5700.000	45.83	9.10	54.93	105.20	-50.27	peak			
3		5720.000	45.87	9.08	54.95	110.80	-55.85	peak			
4		5725.000	49.60	9.08	58.68	122.20	-63.52	peak			

HORIZONTA

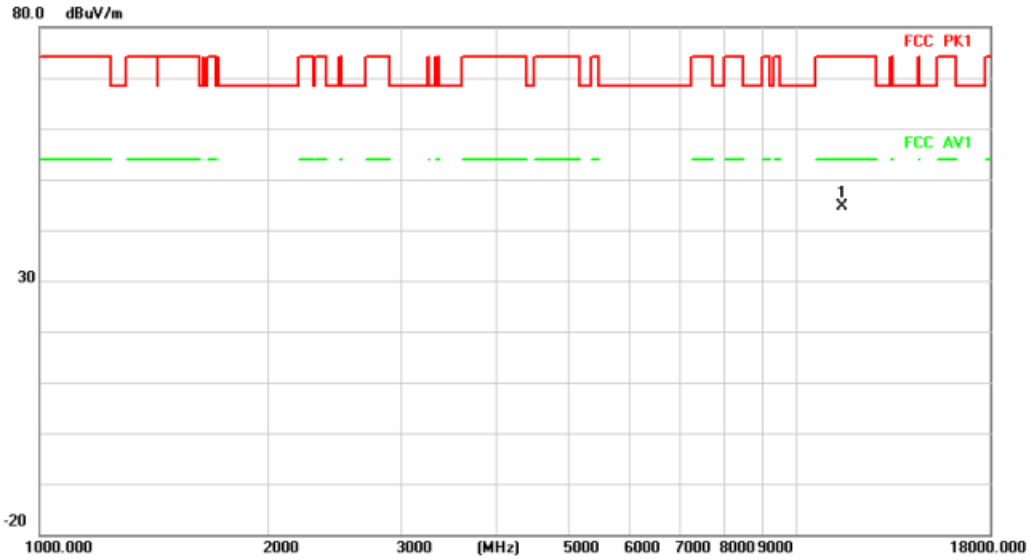

No.	Mk.	Freq.	Reading Level	Correct Factor	Measure-ment	Limit	Over		Antenna Height	Table Degree	
		MHz	dBuV	dB/m	dBuV/m	dBuV/m	dB	Detector	cm	degree	Comment
1	*	11490.000	34.92	9.70	44.62	74.00	-29.38	peak			

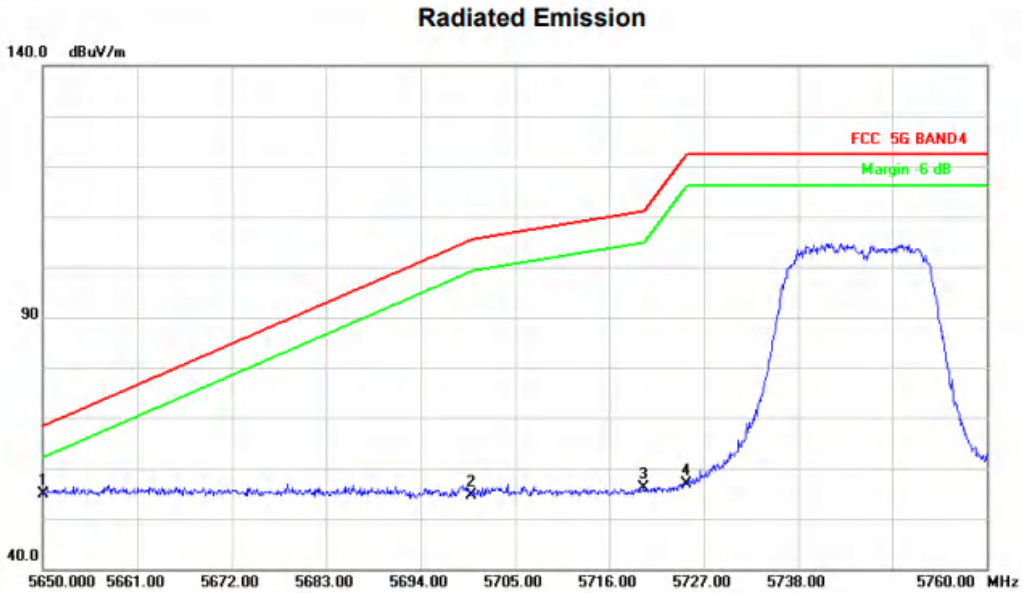

No.	Mk.	Freq.	Reading Level	Correct Factor	Measure-ment	Limit	Over		Antenna Height	Table Degree	
		MHz	dBuV	dB/m	dBuV/m	dBuV/m	dB	Detector	cm	degree	Comment
1	*	5650.000	45.70	9.16	54.86	68.20	-13.34	peak			
2		5700.000	45.63	9.10	54.73	105.20	-50.47	peak			
3		5720.000	47.04	9.08	56.12	110.80	-54.68	peak			
4		5725.000	47.82	9.08	56.90	122.20	-65.30	peak			

Above 1G (1GHz~18GHz)	Test mode: 11AC20MIMO	Test Channel:157

VERTICAL

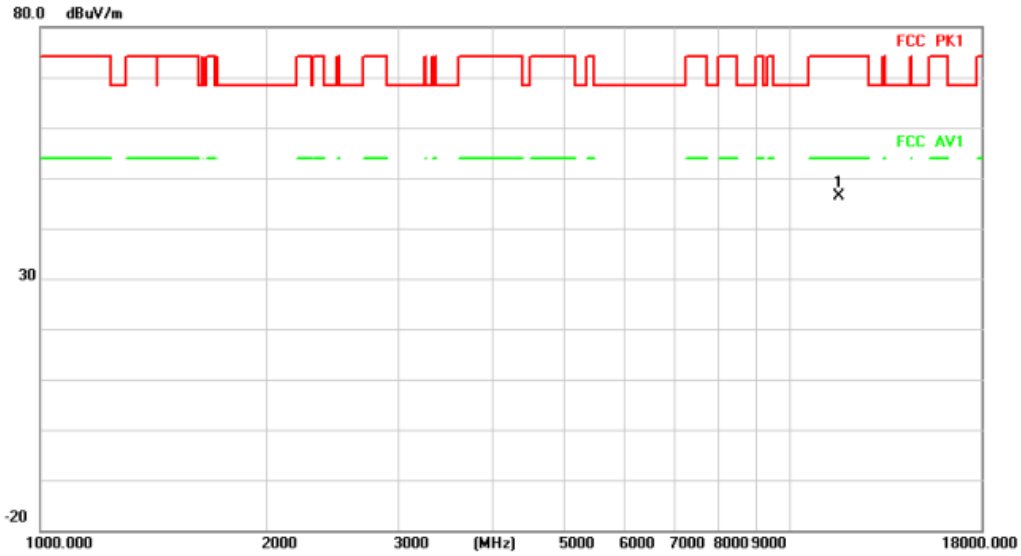

No.	Mk.	Freq.	Reading Level	Correct Factor	Measure-ment	Limit	Over		Antenna Height	Table Degree	
		MHz	dBuV	dB/m	dBuV/m	dBuV/m	dB	Detector	cm	degree	Comment
1	*	11570.000	36.43	9.94	46.37	74.00	-27.63	peak			

HORIZONTA

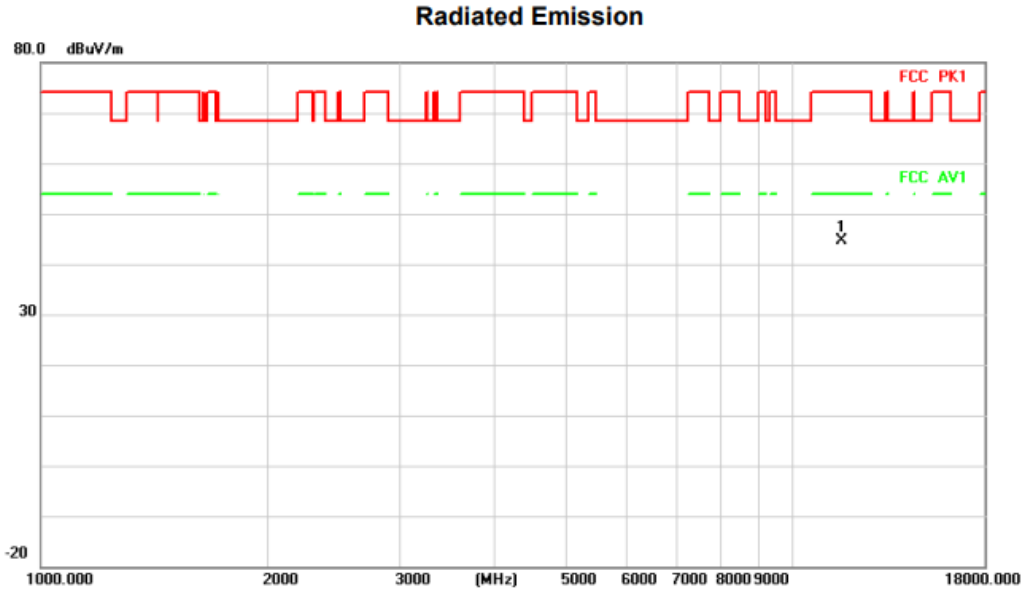

No.	Mk.	Freq.	Reading Level	Correct Factor	Measure-ment	Limit	Over		Antenna Height	Table Degree	
		MHz	dBuV	dB/m	dBuV/m	dBuV/m	dB	Detector	cm	degree	Comment
1	*	11570.000	34.63	9.94	44.57	74.00	-29.43	peak			

Above 1G (1GHz~18GHz)	Test mode: 11AC20MIMO	Test Channel:165

VERTICAL

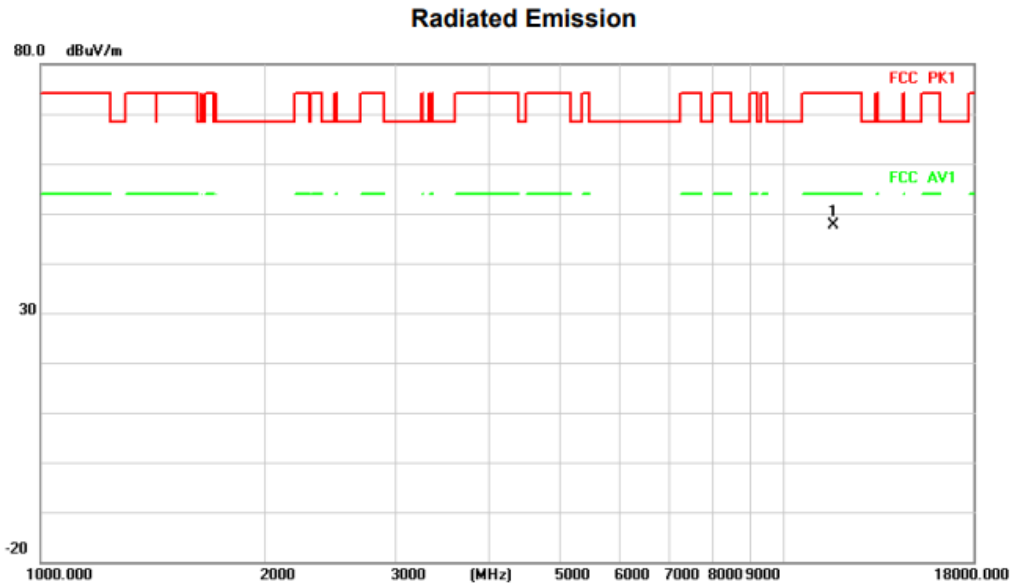

No.	Mk.	Freq.	Reading Level	Correct Factor	Measure-ment	Limit	Over		Antenna Height	Table Degree	
		MHz	dBuV	dB/m	dBuV/m	dBuV/m	dB	Detector	cm	degree	Comment
1	*	11650.000	37.36	10.18	47.54	74.00	-26.46	peak			

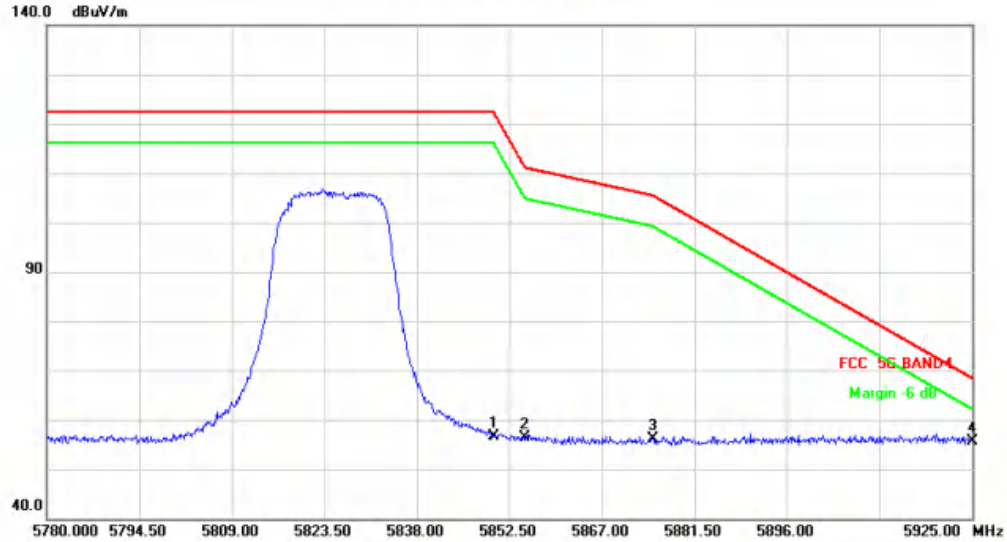

No.	Mk.	Freq.	Reading Level	Correct Factor	Measure-ment	Limit	Over		Antenna Height	Table Degree	
		MHz	dBuV	dB/m	dBuV/m	dBuV/m	dB	Detector	cm	degree	Comment
1		5850.000	47.49	9.24	56.73	122.20	-65.47	peak			
2		5855.000	47.03	9.26	56.29	110.80	-54.51	peak			
3		5875.000	46.78	9.36	56.14	105.20	-49.06	peak			
4	*	5925.000	45.98	9.61	55.59	68.20	-12.61	peak			

HORIZONTA

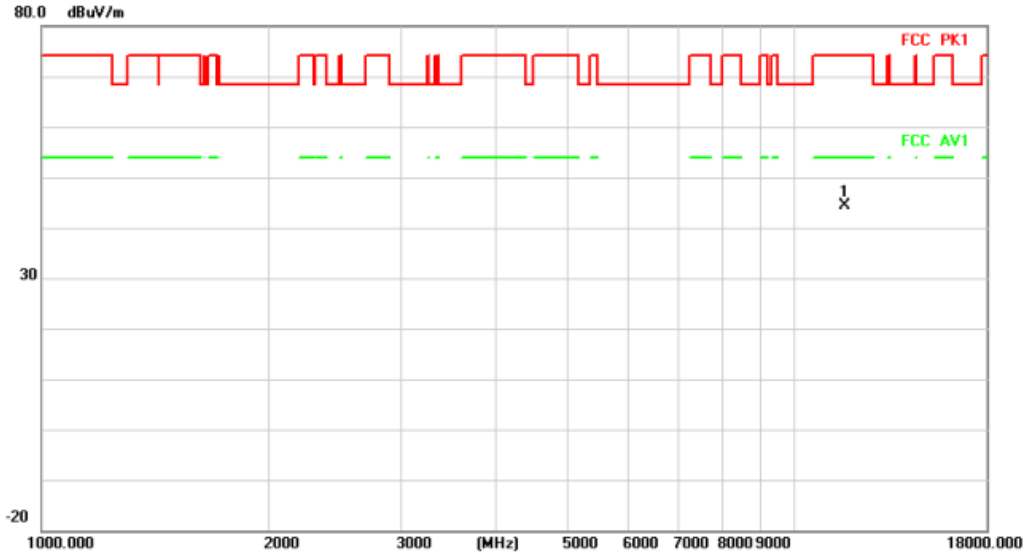

No.	Mk.	Freq.	Reading Level	Correct Factor	Measure-ment	Limit	Over		Antenna Height	Table Degree	
		MHz	dBuV	dB/m	dBuV/m	dBuV/m	dB	Detector	cm	degree	Comment
1	*	11650.000	34.09	10.18	44.27	74.00	-29.73	peak			

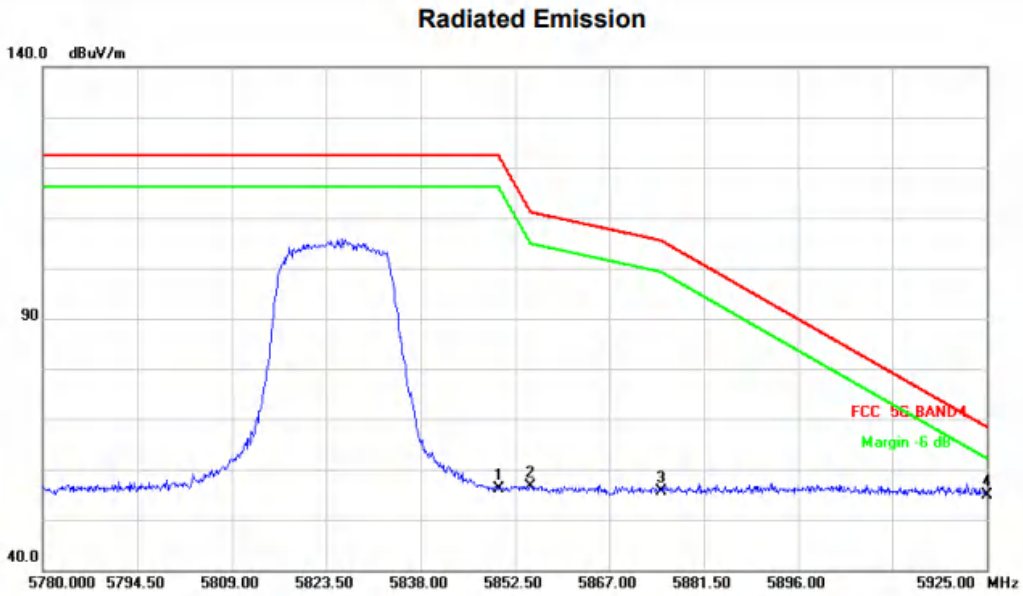

No.	Mk.	Freq.	Reading Level	Correct Factor	Measure-ment	Limit	Over		Antenna Height	Table Degree	
		MHz	dBuV	dB/m	dBuV/m	dBuV/m	dB	Detector	cm	degree	Comment
1		5850.000	46.94	9.24	56.18	122.20	-66.02	peak			
2		5855.000	47.26	9.26	56.52	110.80	-54.28	peak			
3		5875.000	46.35	9.36	55.71	105.20	-49.49	peak			
4	*	5925.000	45.37	9.61	54.98	68.20	-13.22	peak			

Above 1G (1GHz~18GHz)	Test mode: 11AC40MIMO	Test Channel:38

VERTICAL

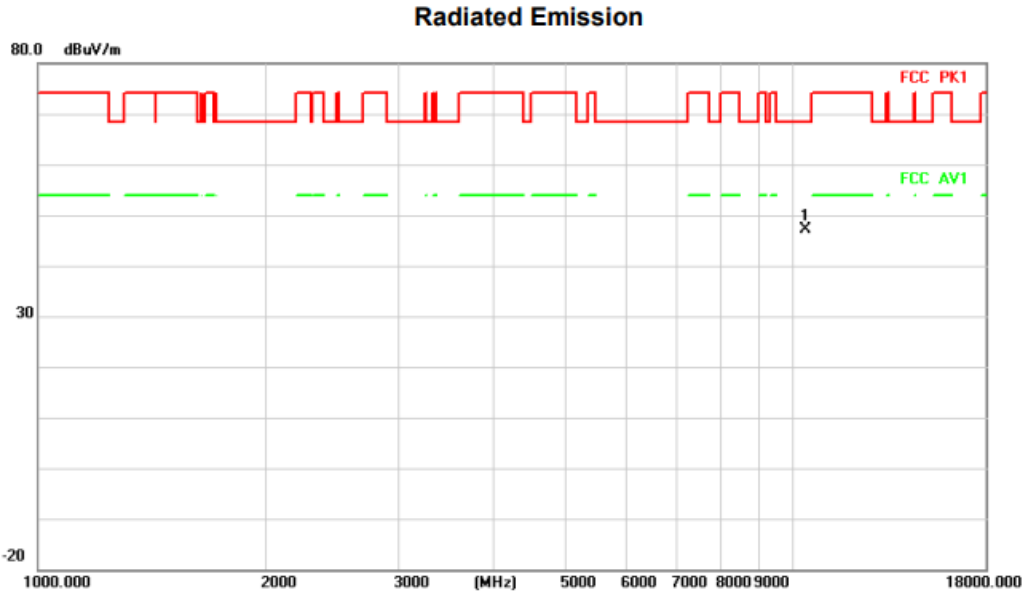

No.	Mk.	Freq.	Reading Level	Correct Factor	Measure-ment	Limit	Over		Antenna Height	Table Degree	
		MHz	dBuV	dB/m	dBuV/m	dBuV/m	dB	Detector	cm	degree	Comment
1	*	10380.000	38.01	9.24	47.25	68.20	-20.95	peak			

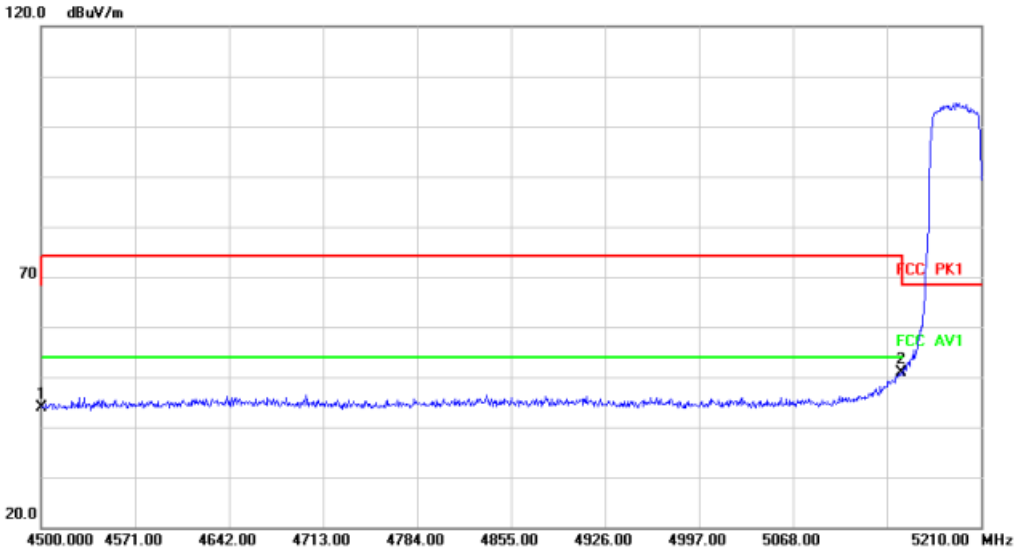

No.	Mk.	Freq.	Reading Level	Correct Factor	Measure-ment	Limit	Over		Antenna Height	Table Degree	
		MHz	dBuV	dB/m	dBuV/m	dBuV/m	dB	Detector	cm	degree	Comment
1		4500.000	36.75	7.17	43.92	68.20	-24.28	peak			
2	*	5150.000	41.78	9.17	50.95	68.20	-17.25	peak			

HORIZONTA

Radiated Emission

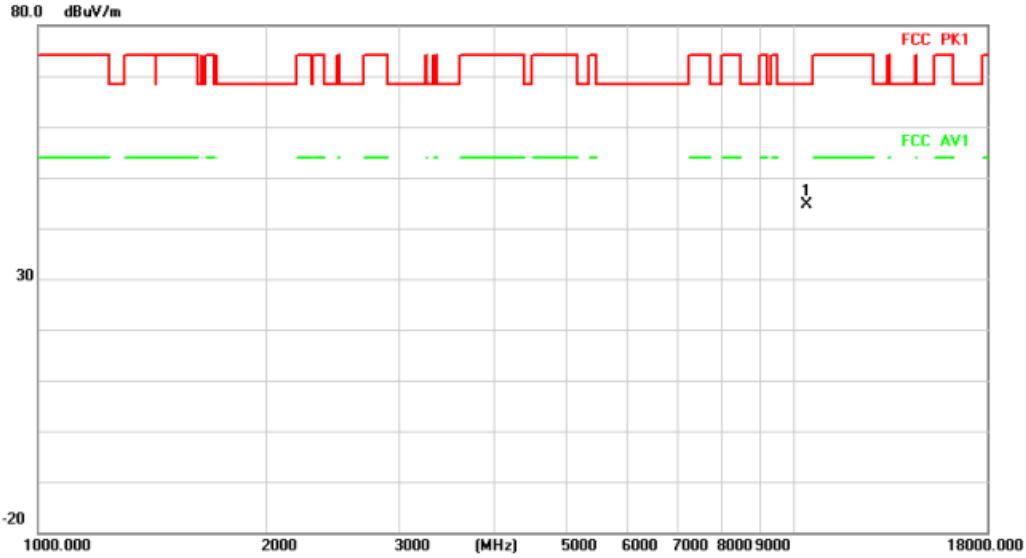

No.	Mk.	Freq.	Reading Level	Correct Factor	Measure-ment	Limit	Over		Antenna Height	Table Degree	
		MHz	dBuV	dB/m	dBuV/m	dBuV/m	dB	Detector	cm	degree	Comment
1	*	10380.000	35.48	9.24	44.72	68.20	-23.48	peak			

Radiated Emission

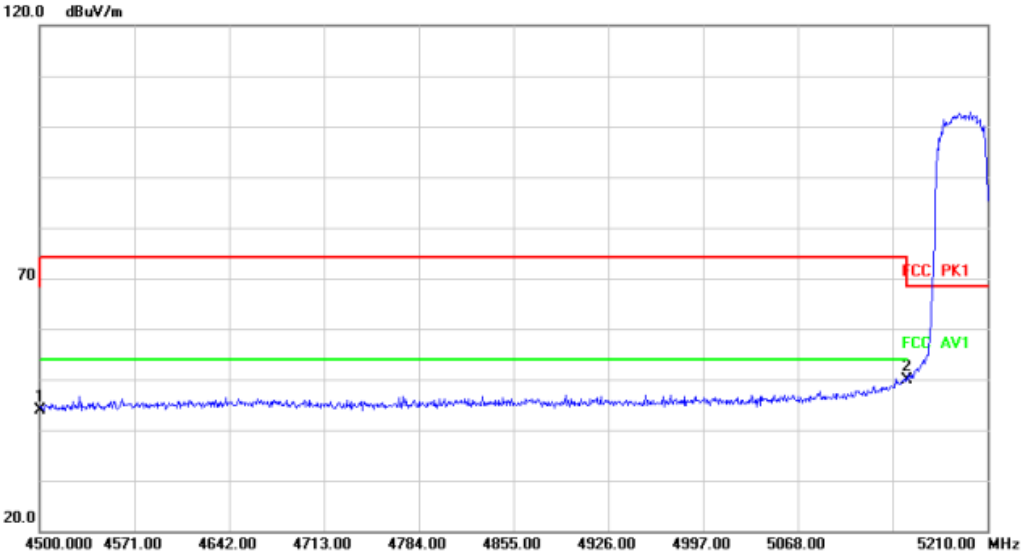

No.	Mk.	Freq.	Reading Level	Correct Factor	Measure-ment	Limit	Over		Antenna Height	Table Degree	
		MHz	dBuV	dB/m	dBuV/m	dBuV/m	dB	Detector	cm	degree	Comment
1		4500.000	36.78	7.17	43.95	68.20	-24.25	peak			
2	*	5150.000	40.60	9.17	49.77	68.20	-18.43	peak			

Above 1G (1GHz~18GHz)	Test mode: 11AC40MIMO	Test Channel:46

VERTICAL

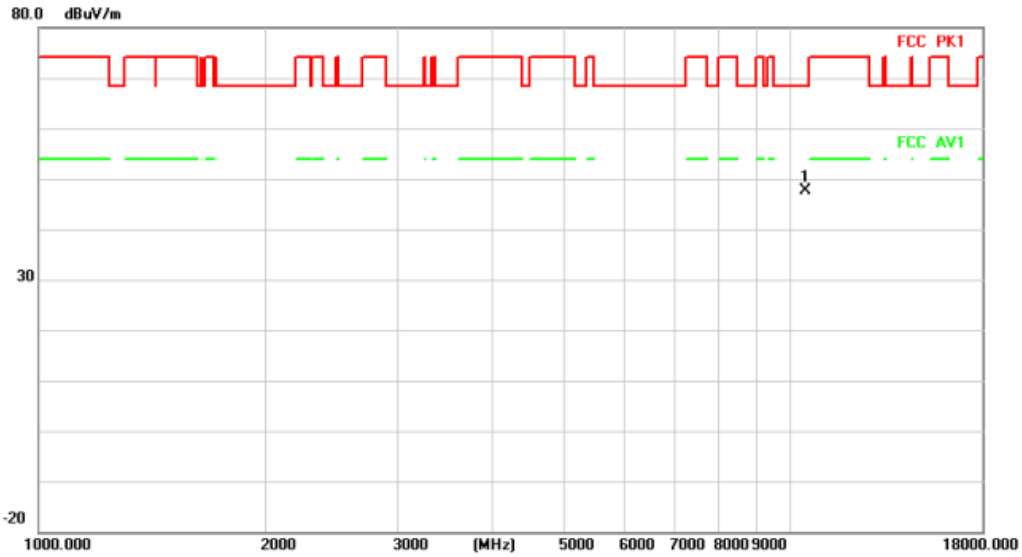

No.	Mk.	Freq.	Reading Level	Correct Factor	Measure-ment	Limit	Over		Antenna Height	Table Degree	
		MHz	dBuV	dB/m	dBuV/m	dBuV/m	dB	Detector	cm	degree	Comment
1	*	10460.000	38.19	9.34	47.53	68.20	-20.67	peak			

HORIZONTA

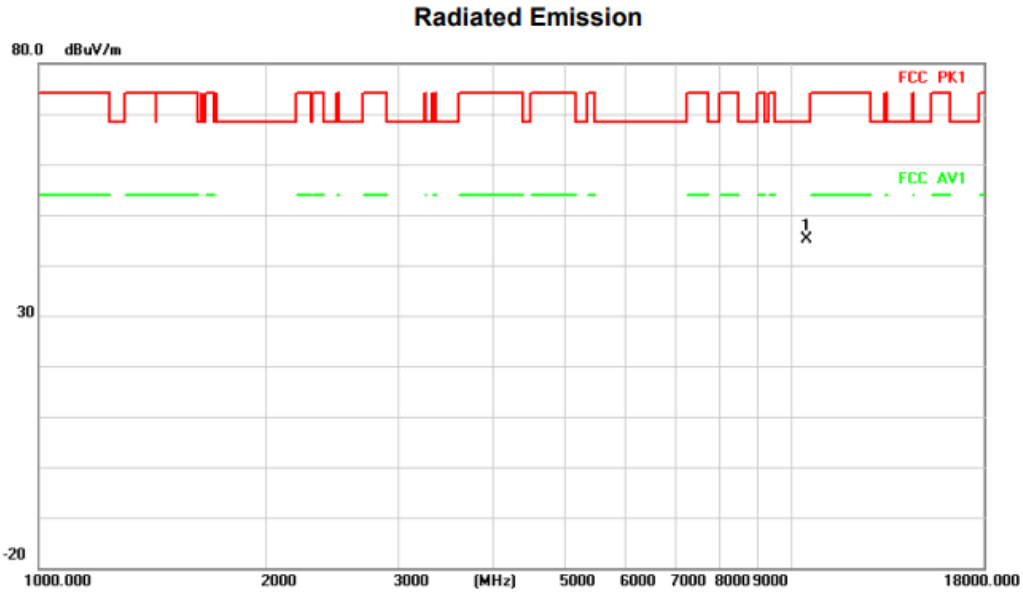

No.	Mk.	Freq.	Reading Level	Correct Factor	Measure-ment	Limit	Over		Antenna Height	Table Degree	
		MHz	dBuV	dB/m	dBuV/m	dBuV/m	dB	Detector	cm	degree	Comment
1	*	10460.000	35.73	9.34	45.07	68.20	-23.13	peak			

Above 1G (1GHz~18GHz)	Test mode: 11AC40MIMO	Test Channel:54

VERTICAL

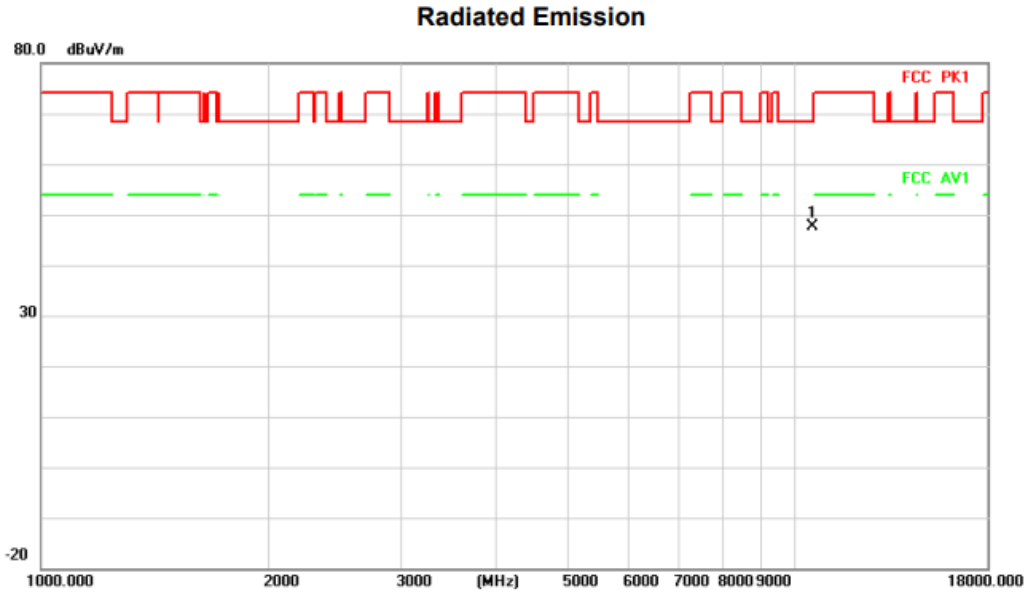

No.	Mk.	Freq.	Reading Level	Correct Factor	Measure-ment	Limit	Over		Antenna Height	Table Degree	
		MHz	dBuV	dB/m	dBuV/m	dBuV/m	dB	Detector	cm	degree	Comment
1	*	10540.000	38.11	9.44	47.55	68.20	-20.65	peak			

HORIZONTA

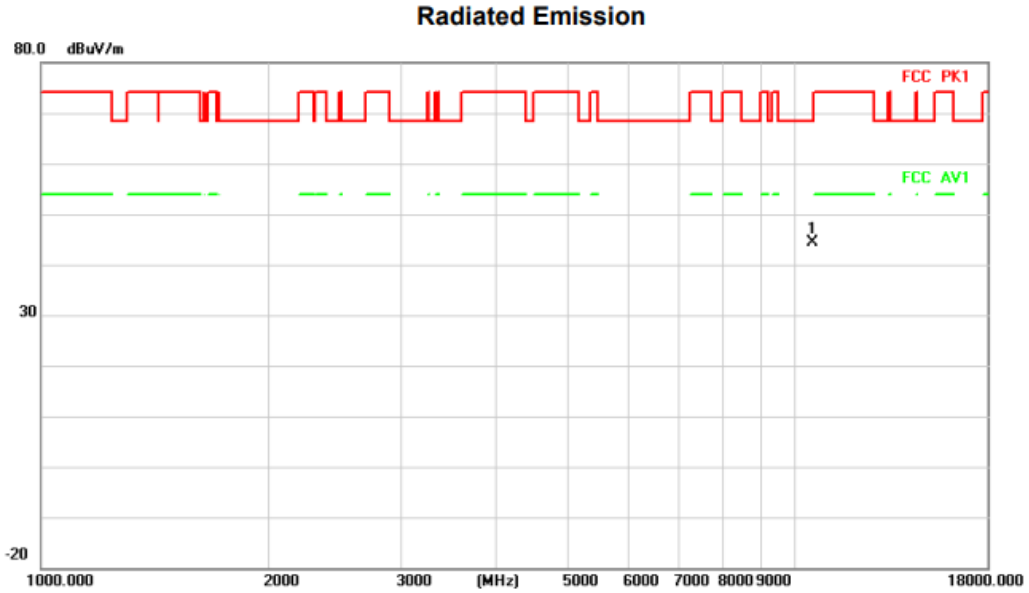

No.	Mk.	Freq.	Reading Level	Correct Factor	Measure-ment	Limit	Over		Antenna Height	Table Degree	
		MHz	dBuV	dB/m	dBuV/m	dBuV/m	dB	Detector	cm	degree	Comment
1	*	10540.000	34.93	9.44	44.37	68.20	-23.83	peak			

Above 1G (1GHz~18GHz)	Test mode: 11AC40MIMO	Test Channel:62

VERTICAL

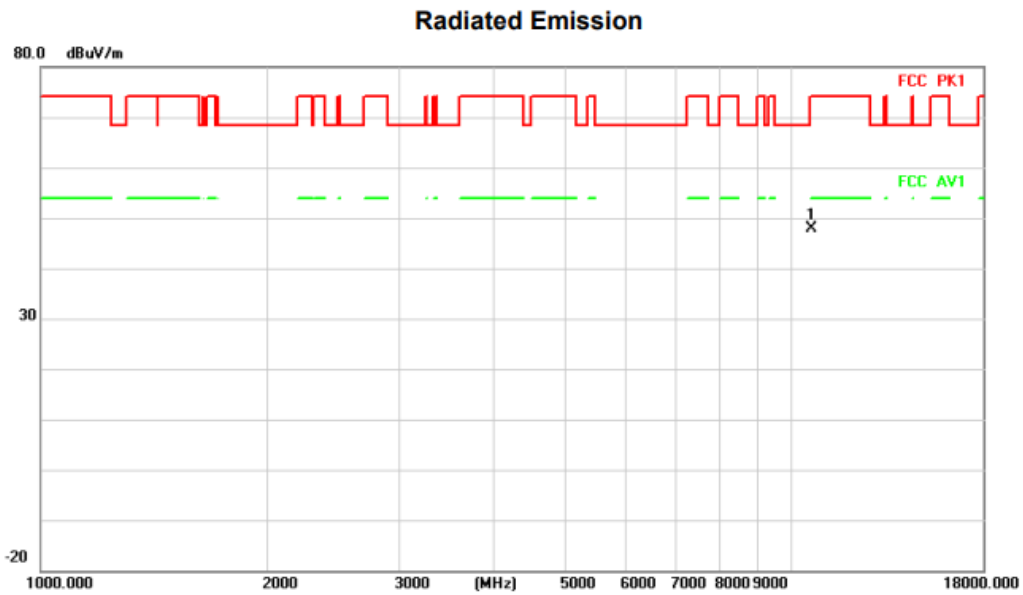

No.	Mk.	Freq.	Reading Level	Correct Factor	Measure-ment	Limit	Over		Antenna Height	Table Degree	
		MHz	dBuV	dB/m	dBuV/m	dBuV/m	dB	Detector	cm	degree	Comment
1	*	10620.000	38.27	9.54	47.81	74.00	-26.19	peak			

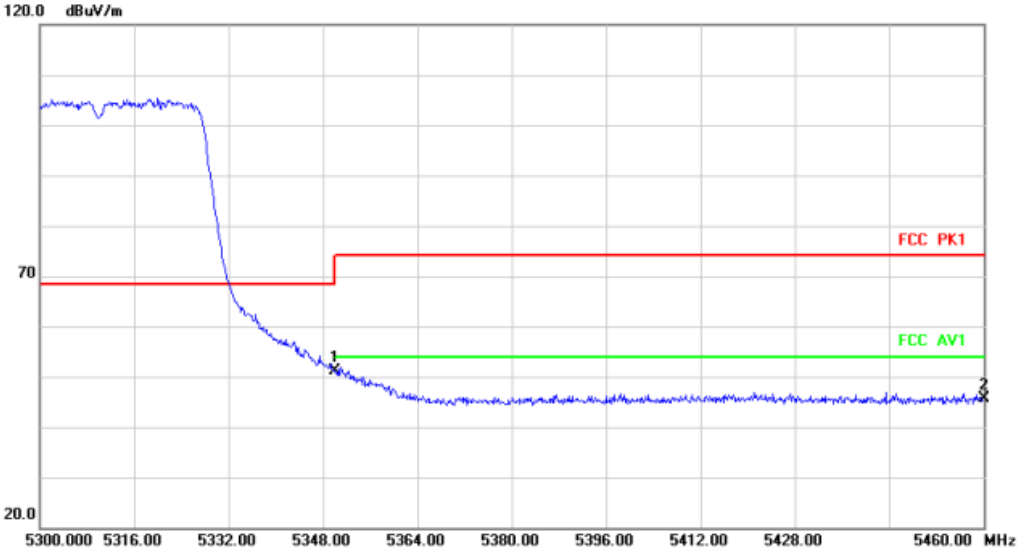

No.	Mk.	Freq.	Reading Level	Correct Factor	Measure-ment	Limit	Over		Antenna Height	Table Degree	
		MHz	dBuV	dB/m	dBuV/m	dBuV/m	dB	Detector	cm	degree	Comment
1	*	5350.000	41.71	9.30	51.01	68.20	-17.19	peak			
2		5460.000	36.22	9.31	45.53	68.20	-22.67	peak			

HORIZONTA

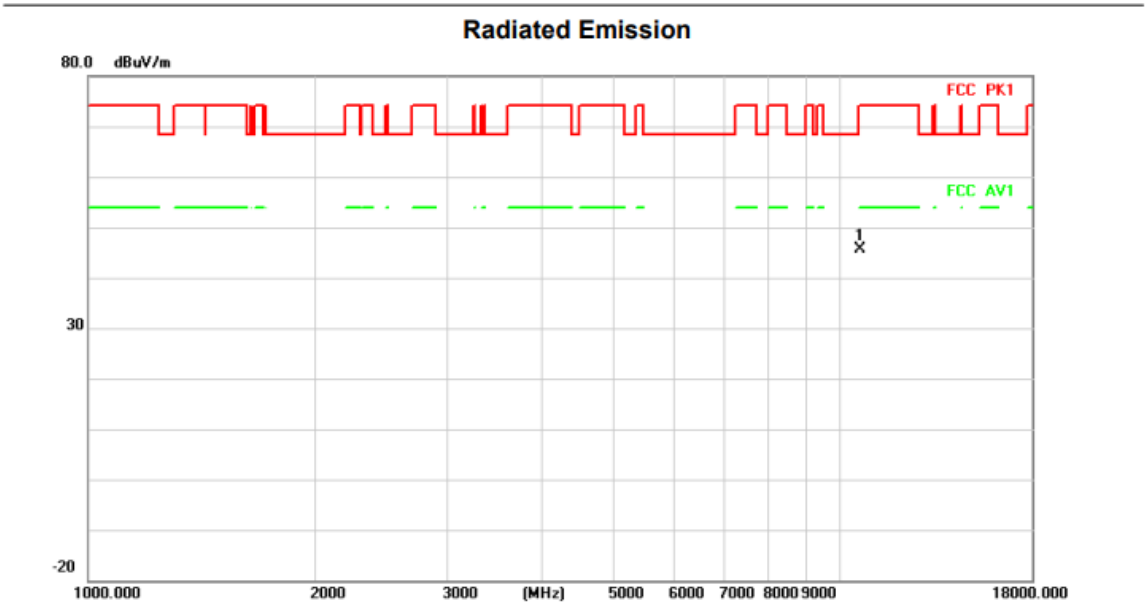

No.	Mk.	Freq.	Reading Level	Correct Factor	Measure-ment	Limit	Over		Antenna Height	Table Degree	
		MHz	dBuV	dB/m	dBuV/m	dBuV/m	dB	Detector	cm	degree	Comment
1	*	10620.000	36.19	9.54	45.73	74.00	-28.27	peak			

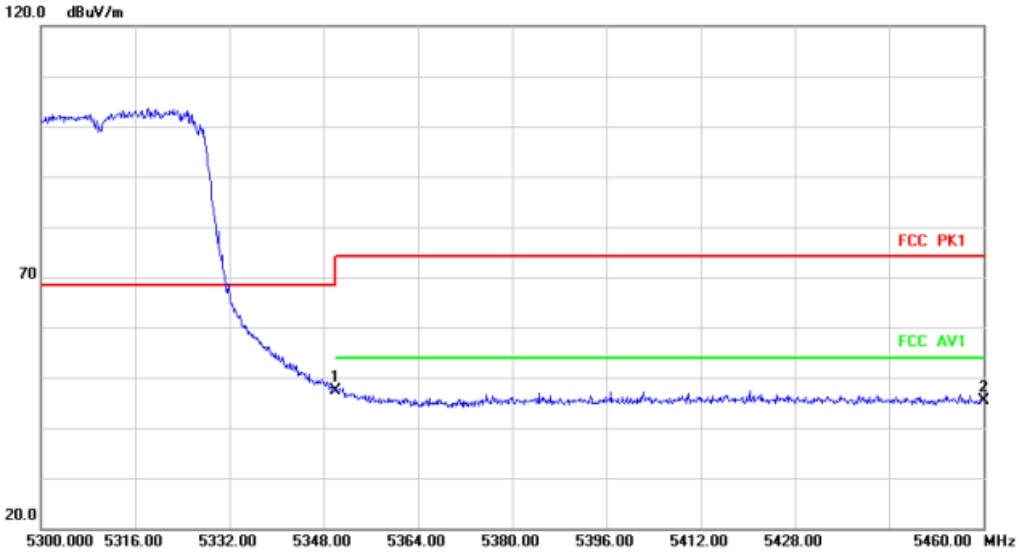

No.	Mk.	Freq.	Reading Level	Correct Factor	Measure-ment	Limit	Over		Antenna Height	Table Degree	
		MHz	dBuV	dB/m	dBuV/m	dBuV/m	dB	Detector	cm	degree	Comment
1	*	5350.000	38.12	9.30	47.42	68.20	-20.78	peak			
2		5460.000	35.97	9.31	45.28	68.20	-22.92	peak			

Above 1G (1GHz~18GHz)	Test mode: 11AC40MIMO	Test Channel:102

VERTICAL

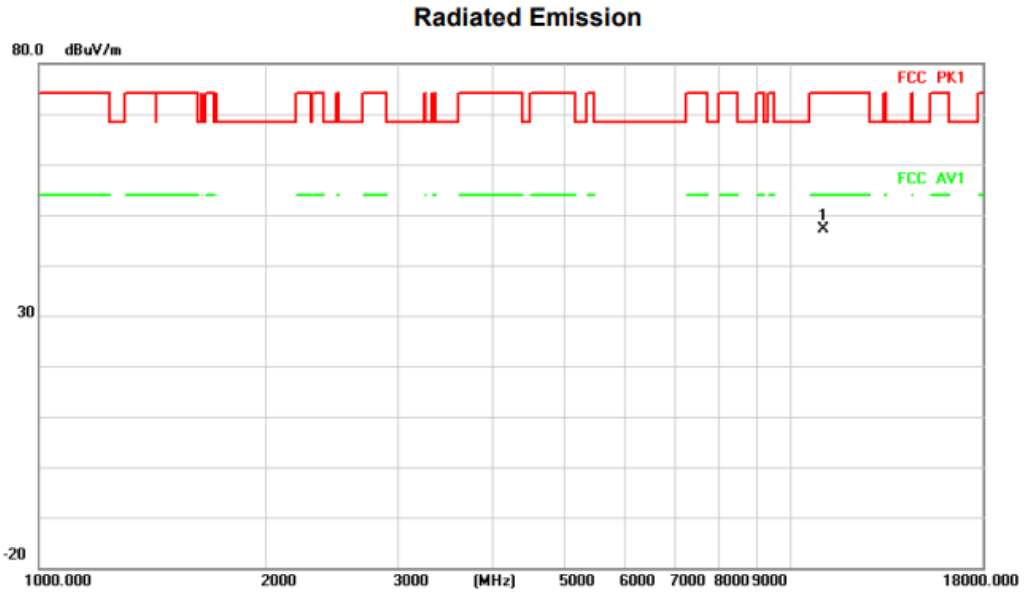

No.	Mk.	Freq.	Reading Level	Correct Factor	Measure-ment	Limit	Over		Antenna Height	Table Degree	
		MHz	dBuV	dB/m	dBuV/m	dBuV/m	dB	Detector	cm	degree	Comment
1	*	11020.000	36.90	10.15	47.05	74.00	-26.95	peak			

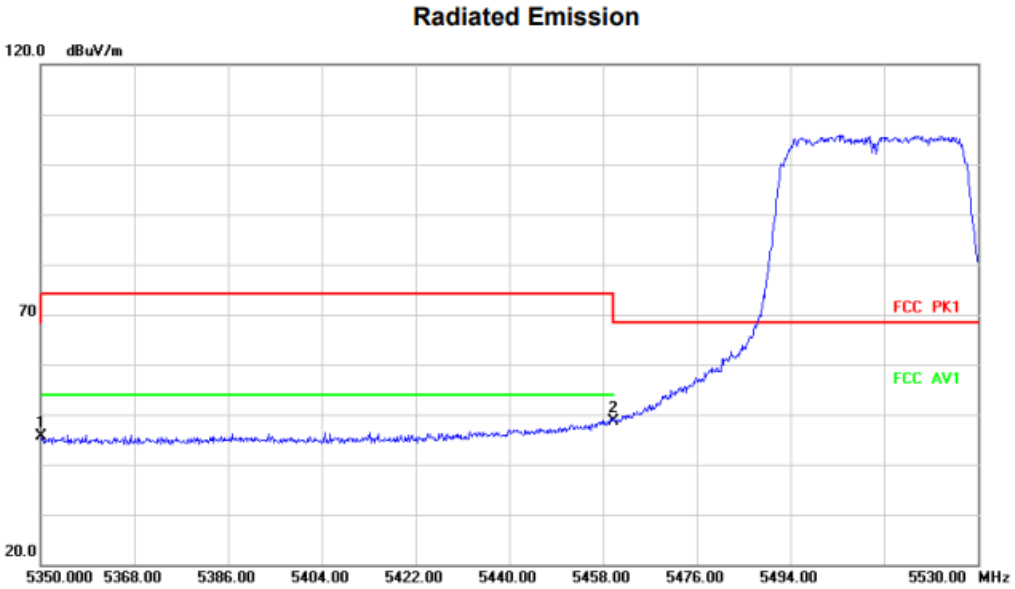

No.	Mk.	Freq.	Reading Level	Correct Factor	Measure-ment	Limit	Over		Antenna Height	Table Degree	
		MHz	dBuV	dB/m	dBuV/m	dBuV/m	dB	Detector	cm	degree	Comment
1		5350.000	36.23	9.30	45.53	68.20	-22.67	peak			
2	*	5460.000	39.25	9.31	48.56	68.20	-19.64	peak			

HORIZONTA

Radiated Emission

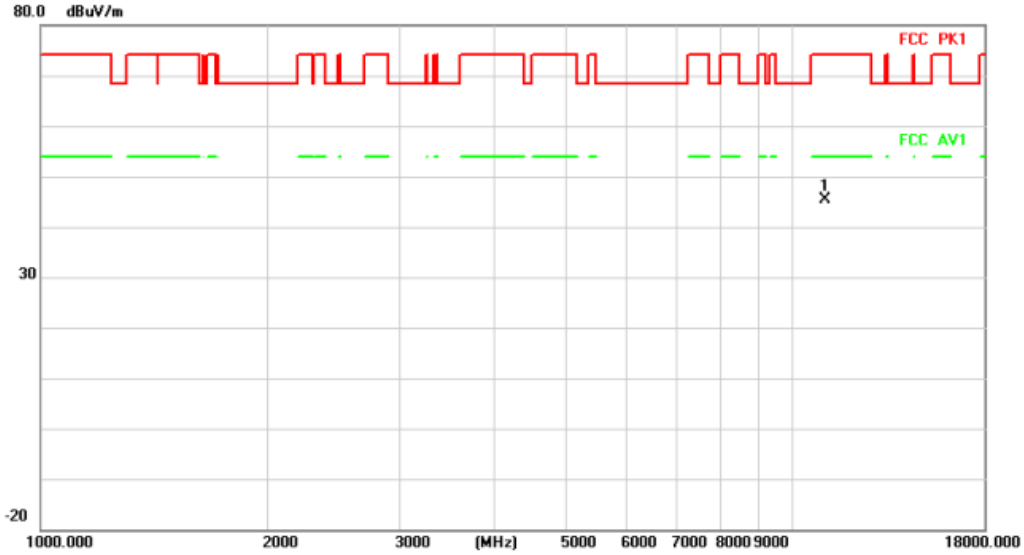

No.	Mk.	Freq.	Reading Level	Correct Factor	Measure-ment	Limit	Over		Antenna Height	Table Degree	
		MHz	dBuV	dB/m	dBuV/m	dBuV/m	dB	Detector	cm	degree	Comment
1	*	11020.000	35.16	10.15	45.31	74.00	-28.69	peak			

Radiated Emission

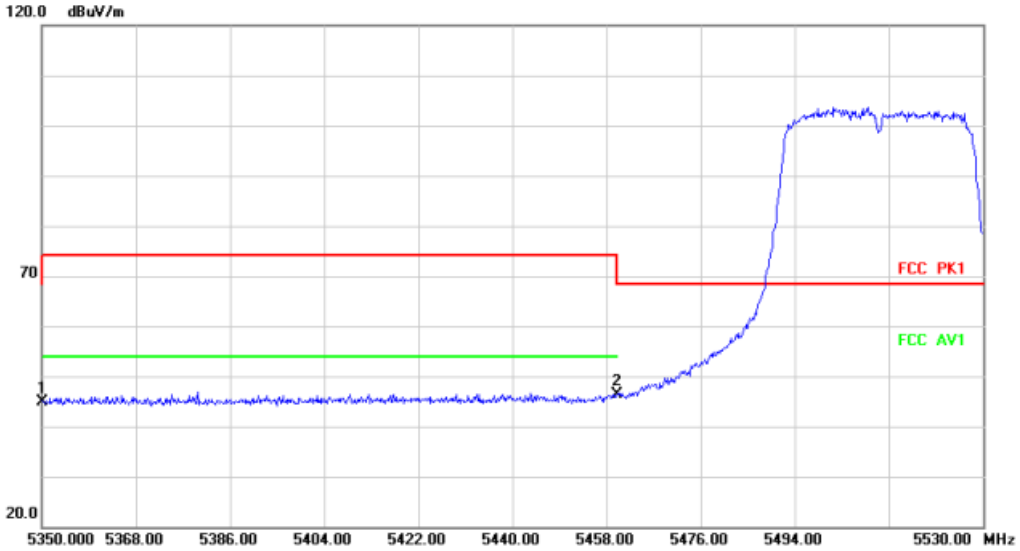

No.	Mk.	Freq.	Reading Level	Correct Factor	Measure-ment	Limit	Over		Antenna Height	Table Degree	
		MHz	dBuV	dB/m	dBuV/m	dBuV/m	dB	Detector	cm	degree	Comment
1		5350.000	35.55	9.30	44.85	68.20	-23.35	peak			
2	*	5460.000	37.04	9.31	46.35	68.20	-21.85	peak			

Above 1G (1GHz~18GHz)	Test mode: 11AC40MIMO	Test Channel:118

VERTICAL

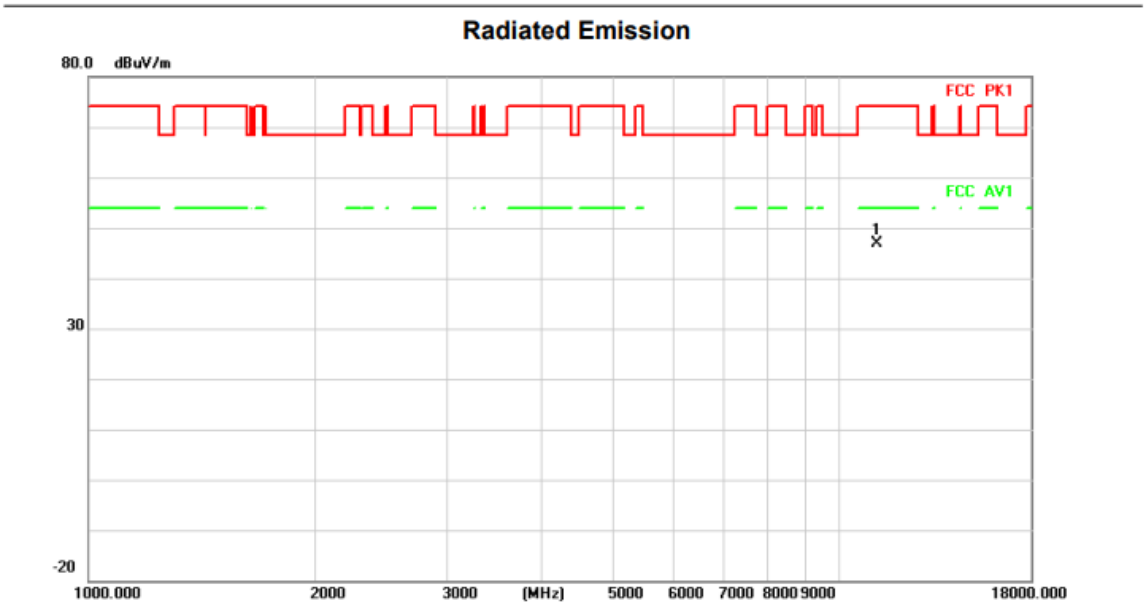

No.	Mk.	Freq.	Reading Level	Correct Factor	Measure-ment	Limit	Over		Antenna Height	Table Degree	
		MHz	dBuV	dB/m	dBuV/m	dBuV/m	dB	Detector	cm	degree	Comment
1	*	11180.000	36.99	9.84	46.83	74.00	-27.17	peak			

HORIZONTA

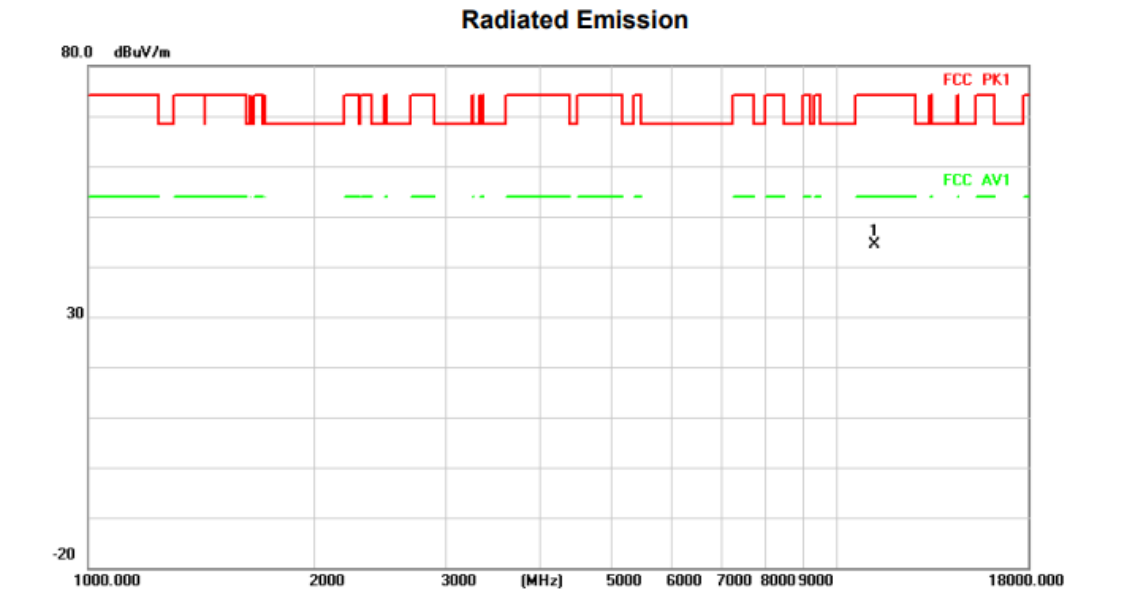

No.	Mk.	Freq.	Reading Level	Correct Factor	Measure-ment	Limit	Over		Antenna Height	Table Degree	
		MHz	dBuV	dB/m	dBuV/m	dBuV/m	dB	Detector	cm	degree	Comment
1	*	11180.000	34.66	9.84	44.50	74.00	-29.50	peak			

Above 1G (1GHz~18GHz)	Test mode: 11AC40MIMO	Test Channel:134

VERTICAL

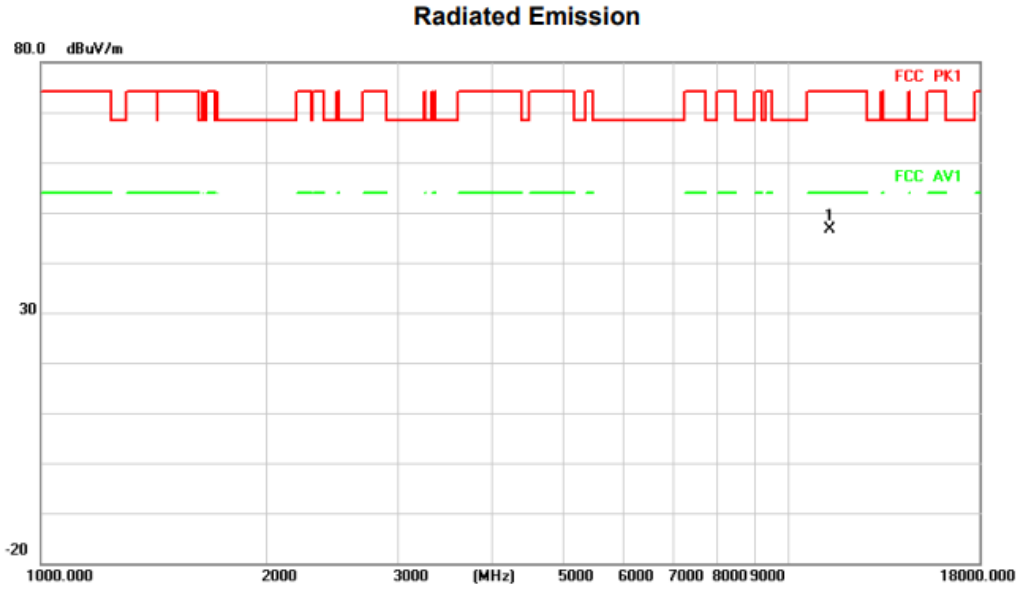

No.	Mk.	Freq.	Reading Level	Correct Factor	Measure-ment	Limit	Over		Antenna Height	Table Degree	
		MHz	dBuV	dB/m	dBuV/m	dBuV/m	dB	Detector	cm	degree	Comment
1	*	11340.000	37.19	9.54	46.73	74.00	-27.27	peak			

HORIZONTA

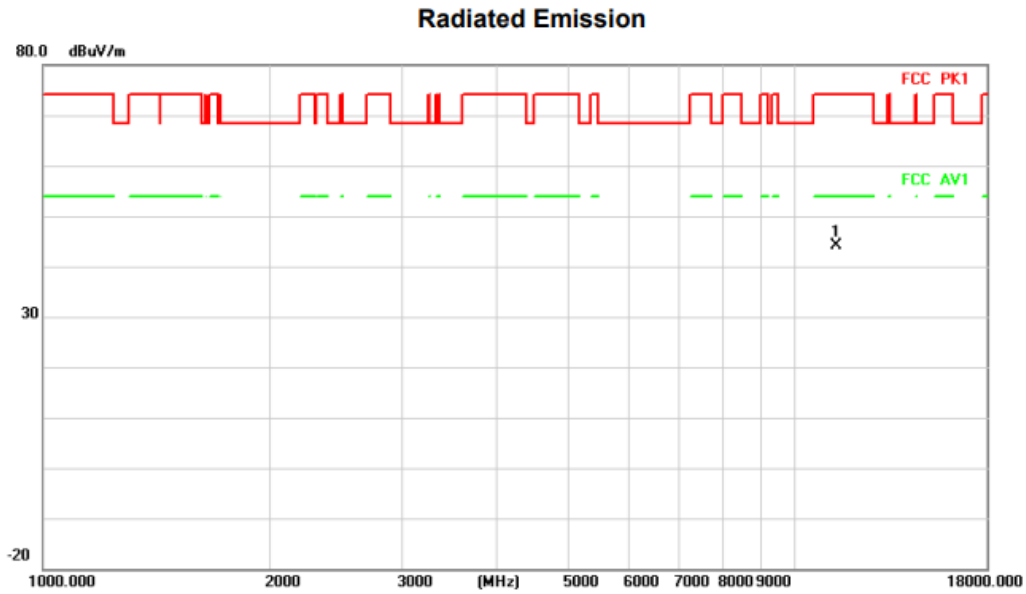

No.	Mk.	Freq.	Reading Level	Correct Factor	Measure-ment	Limit	Over		Antenna Height	Table Degree	
		MHz	dBuV	dB/m	dBuV/m	dBuV/m	dB	Detector	cm	degree	Comment
1	*	11340.000	34.59	9.54	44.13	74.00	-29.87	peak			

Above 1G (1GHz~18GHz)	Test mode: 11AC40MIMO	Test Channel:151

VERTICAL

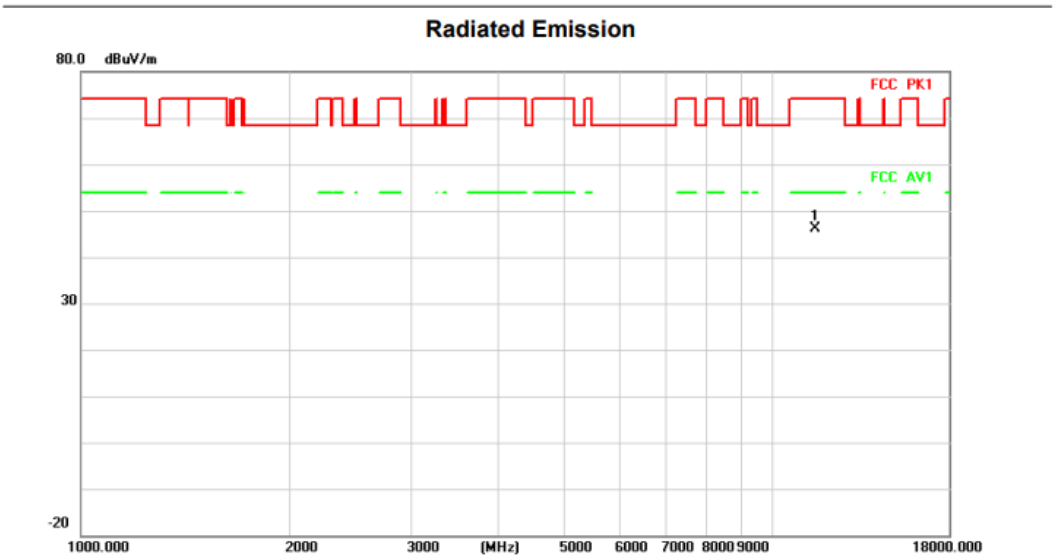

No.	Mk.	Freq.	Reading Level	Correct Factor	Measure-ment	Limit	Over		Antenna Height	Table Degree	
		MHz	dBuV	dB/m	dBuV/m	dBuV/m	dB	Detector	cm	degree	Comment
1	*	11510.000	36.47	9.76	46.23	74.00	-27.77	peak			

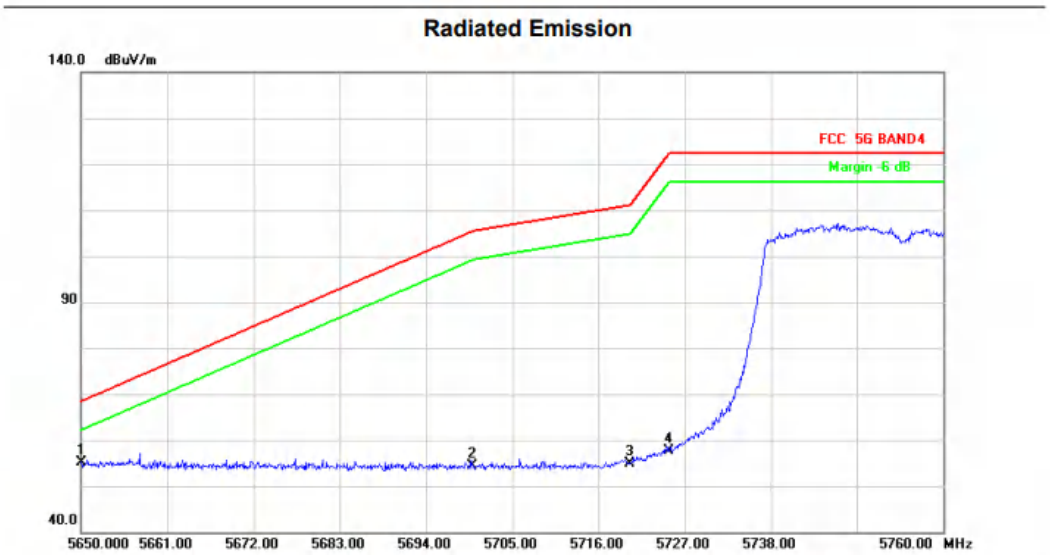

No.	Mk.	Freq.	Reading Level	Correct Factor	Measure-ment	Limit	Over		Antenna Height	Table Degree	
		MHz	dBuV	dB/m	dBuV/m	dBuV/m	dB	Detector	cm	degree	Comment
1	*	5650.000	46.08	9.16	55.24	68.20	-12.96	peak			
2		5700.000	45.24	9.10	54.34	105.20	-50.86	peak			
3		5720.000	45.82	9.08	54.90	110.80	-55.90	peak			
4		5725.000	48.50	9.08	57.58	122.20	-64.62	peak			