Appendix A: DTS Bandwidth

Test Result

TestMode	Antenna	Channel	DTS BW [MHz]	FL[MHz]	FH[MHz]	Limit[MHz]	Verdict
11B	Ant1		10.120	2406.920	2417.040	---	PASS
			10.120	2431.920	2442.040	---	PASS
			10.120	2456.920	2467.040	---	PASS
11G	Ant1		16.400	2403.800	2420.200	---	PASS
			16.400	2428.800	2445.200	---	PASS
			16.400	2453.800	2470.200	---	PASS
11N20SISO	Ant1		17.120	2403.440	2420.560	---	PASS
			17.120	2428.440	2445.560	---	PASS
			17.360	2453.200	2470.560	---	PASS
11N40SISO	Ant1		35.280	2404.400	2439.680	---	PASS
			35.280	2419.320	2454.600	---	PASS
			35.360	2434.320	2469.680	---	PASS

Test Graphs

11B_Ant1_2412

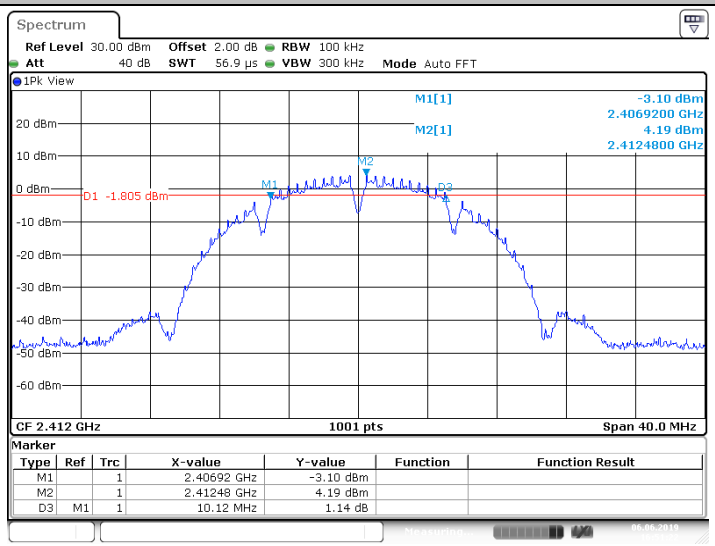

Date: 6.JUN.2019 16:51:22

11B_Ant1_2437

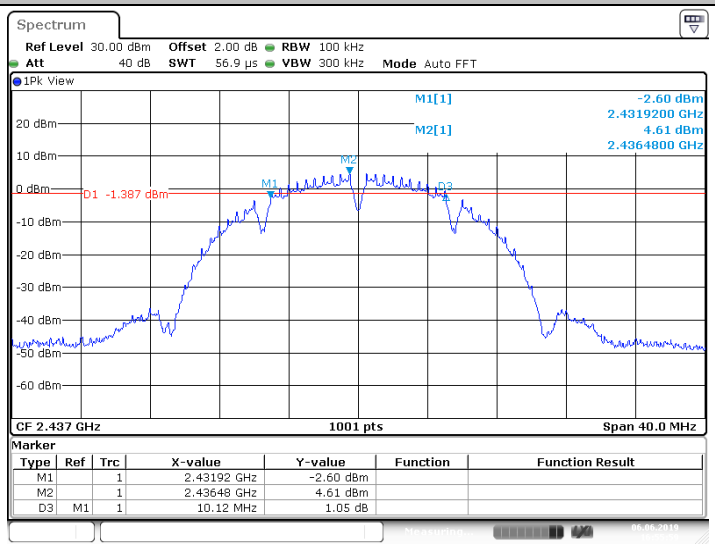

Date: 6.JUN.2019 16:55:59

11B_Ant1_2462

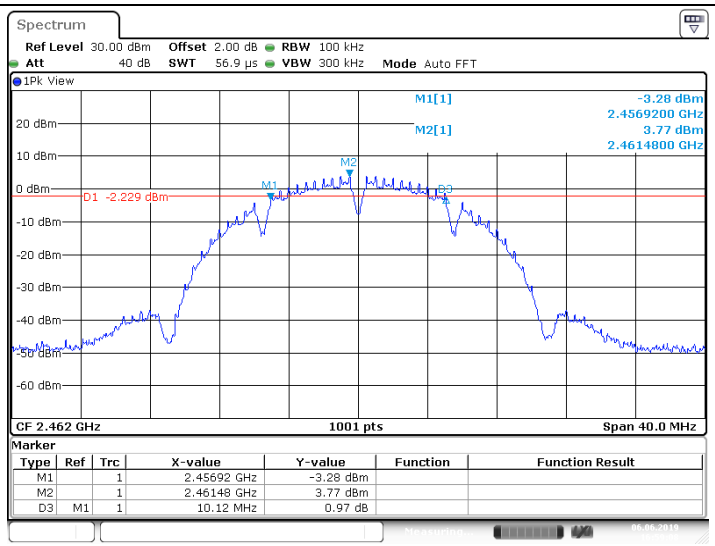

Date: 6.JUN.2019 16:59:07

11G_Ant1_2412

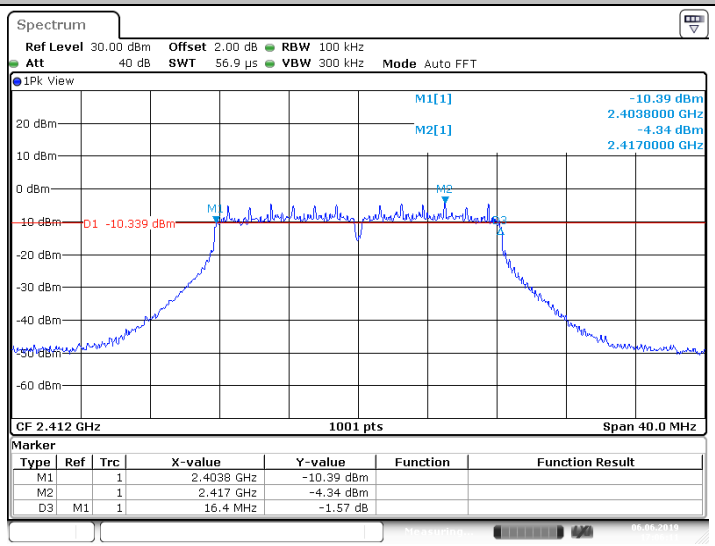

Date: 6.JUN.2019 17:06:11

11G_Ant1_2437

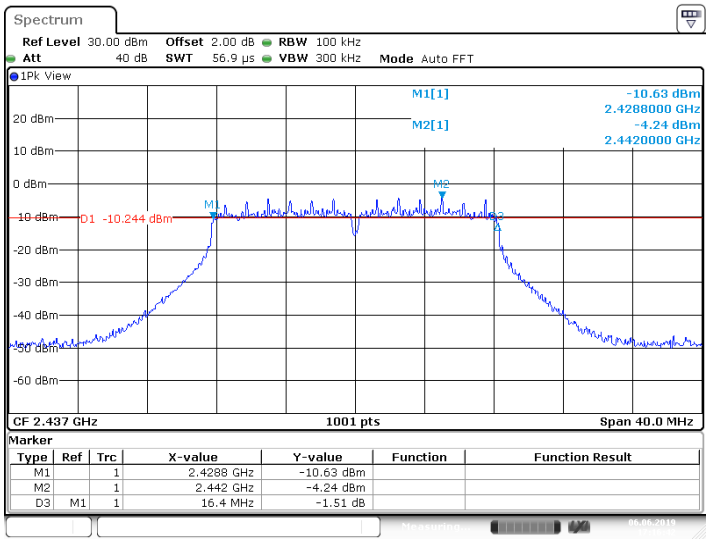

Date: 6.JUN.2019 17:16:42

11G_Ant1_2462

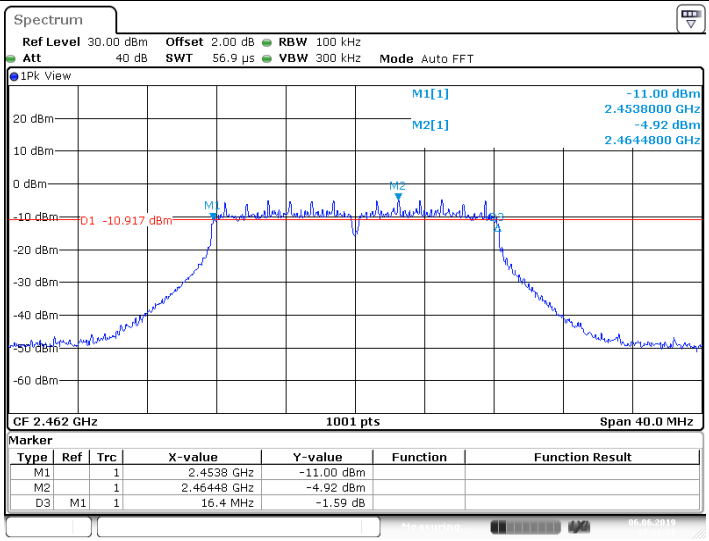

Date: 6.JUN.2019 17:21:38

11N20SISO_Ant1_2412

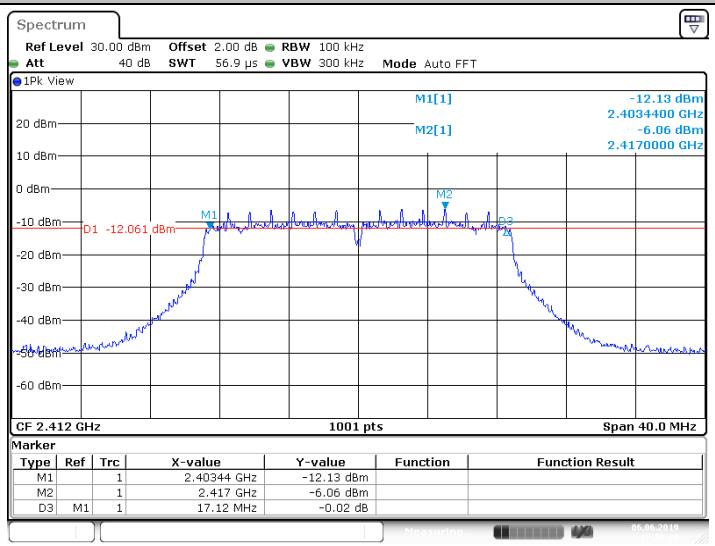

Date: 6.JUN.2019 17:28:08

11N20SISO_Ant1_2437

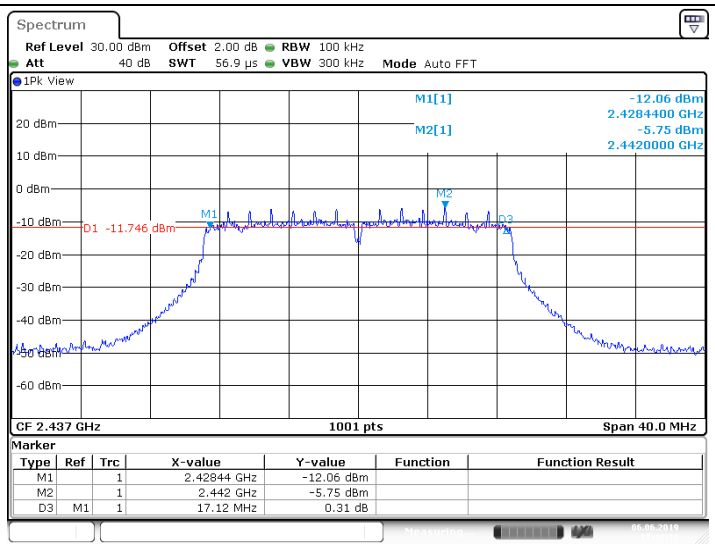

Date: 6.JUN.2019 17:32:32

11N20SISO_Ant1_2462

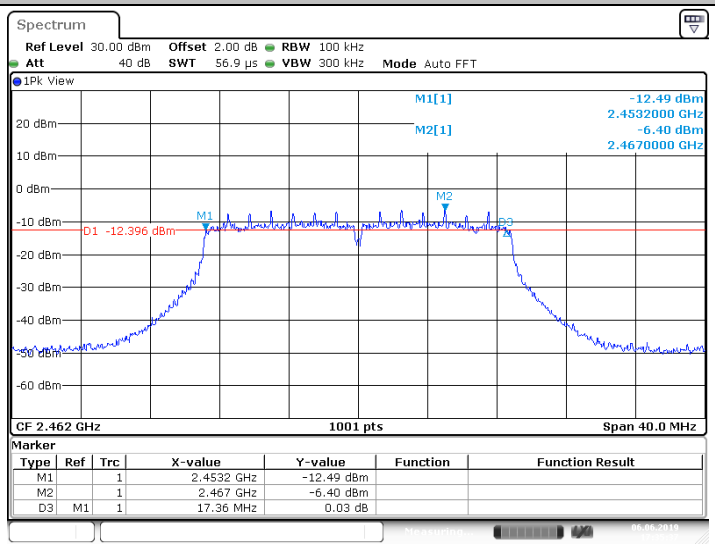

Date: 6.JUN.2019 17:35:36

11N40SISO_Ant1_2422

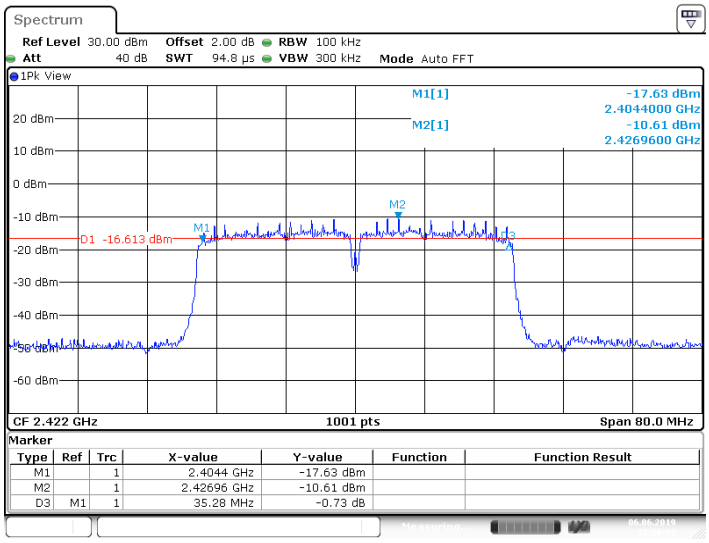

Date: 6.JUN.2019 17:56:39

11N40SISO_Ant1_2437

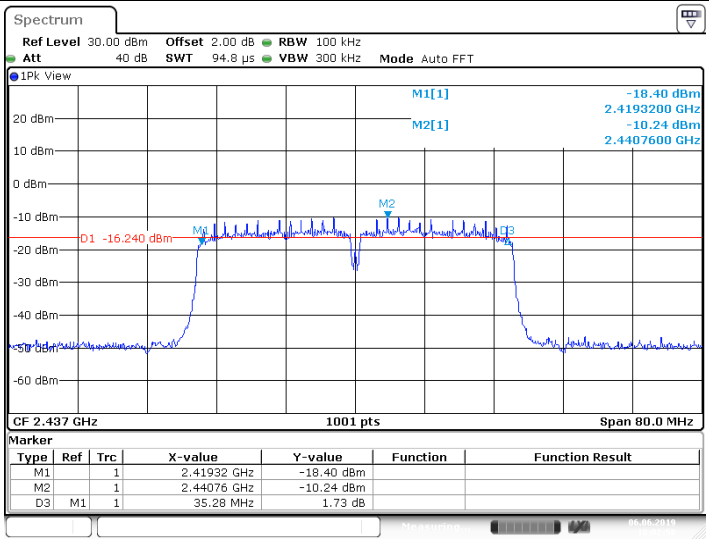

Date: 6.JUN.2019 18:02:58

11N40SISO_Ant1_2452

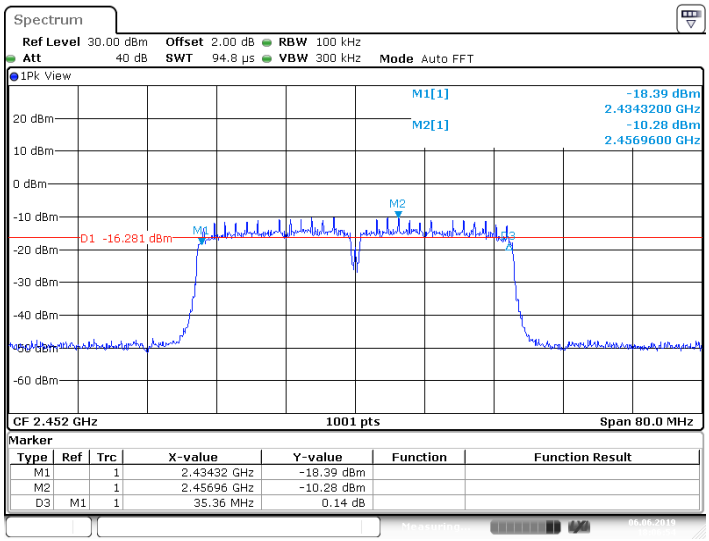

Date: 6.JUN.2019 18:06:54

Appendix B: Occupied Channel Bandwidth

Test Result

TestMode	Antenna	Channel	OCB [MHz]	FL[MHz]	FH[MHz]	Limit[MHz]	Verdict
11B	Ant1		14.865	0.000	0.000	---	PASS
			14.825	0.000	0.000	---	PASS
			14.905	0.000	0.000	---	PASS
11G	Ant1		17.103	0.000	0.000	---	PASS
			17.223	0.000	0.000	---	PASS
			17.702	0.000	0.000	---	PASS
11N20SISO	Ant1		18.382	0.000	0.000	---	PASS
			18.342	0.000	0.000	---	PASS
			18.342	0.000	0.000	---	PASS
11N40SISO	Ant1		35.884	0.000	0.000	---	PASS
			35.804	0.000	0.000	---	PASS
			35.884	0.000	0.000	---	PASS

Test Graphs

11B_Ant1_2412
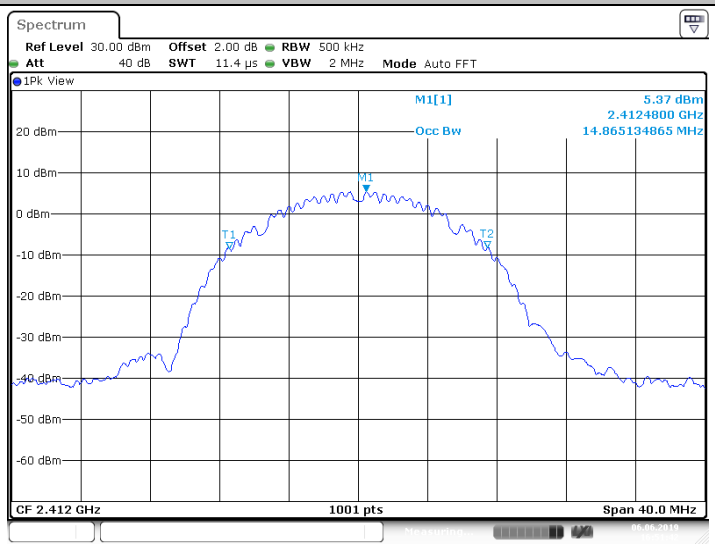

Date: 6.JUN.2019 16:51:43

11B_Ant1_2437
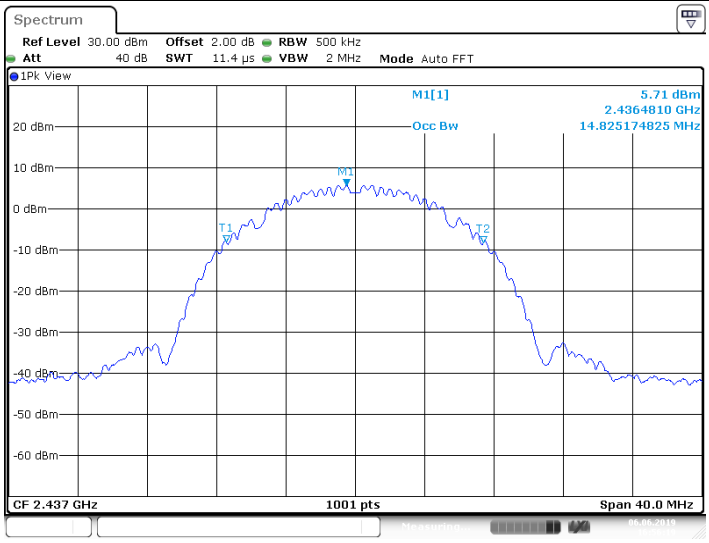

Date: 6.JUN.2019 16:56:19

11B_Ant1_2462

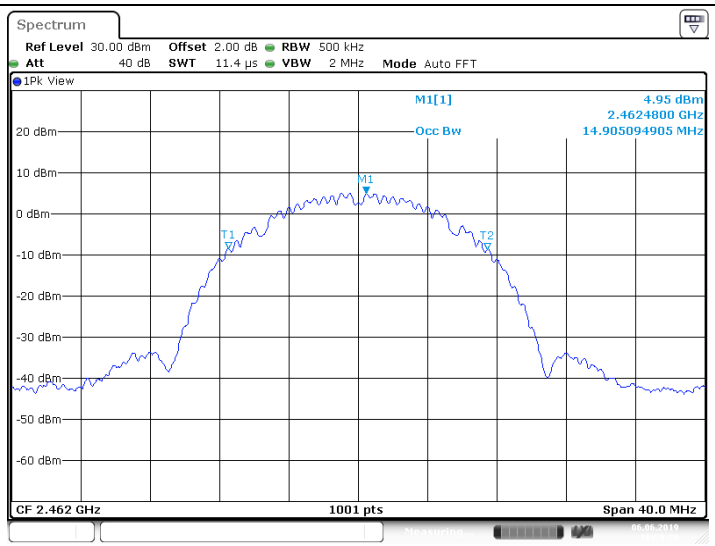

Date: 6.JUN.2019 16:59:28

11G_Ant1_2412

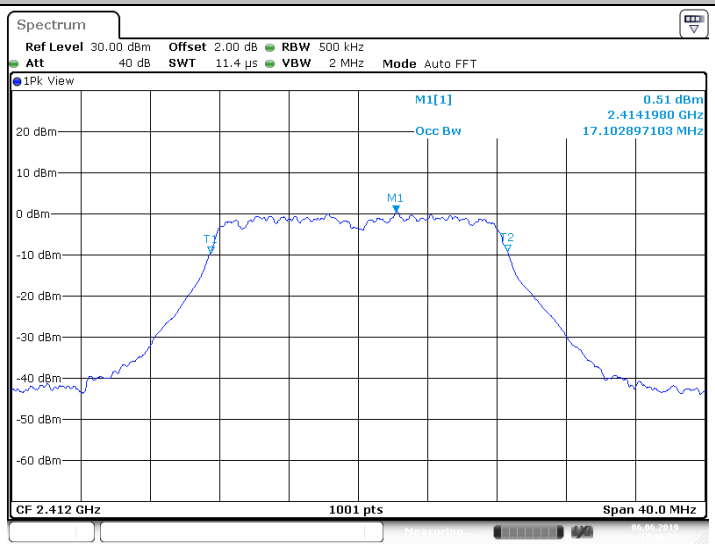

Date: 6.JUN.2019 17:06:32

11G_Ant1_2437

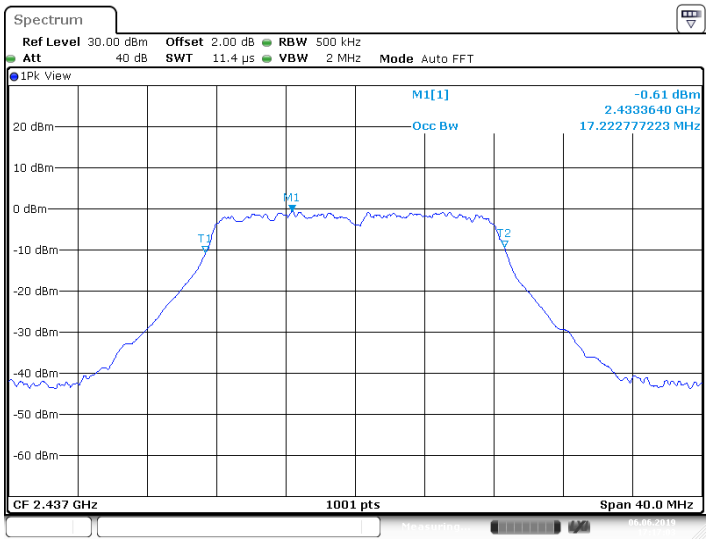

Date: 6.JUN.2019 17:17:02

11G_Ant1_2462

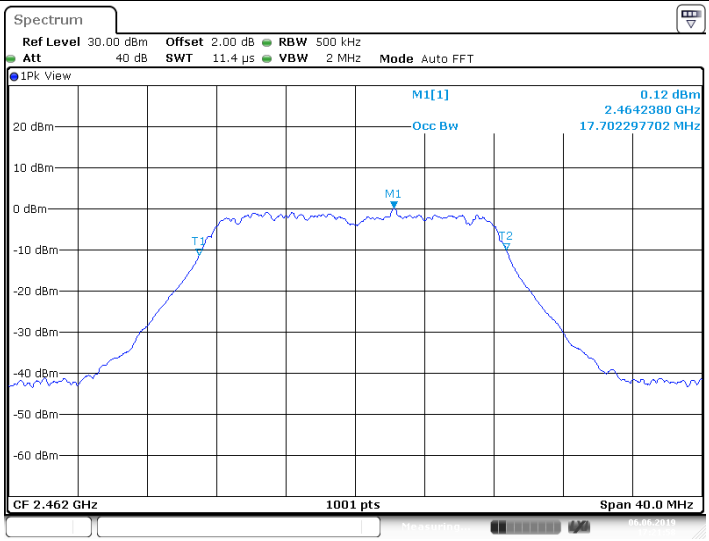

Date: 6.JUN.2019 17:21:58

11N20SISO_Ant1_2412

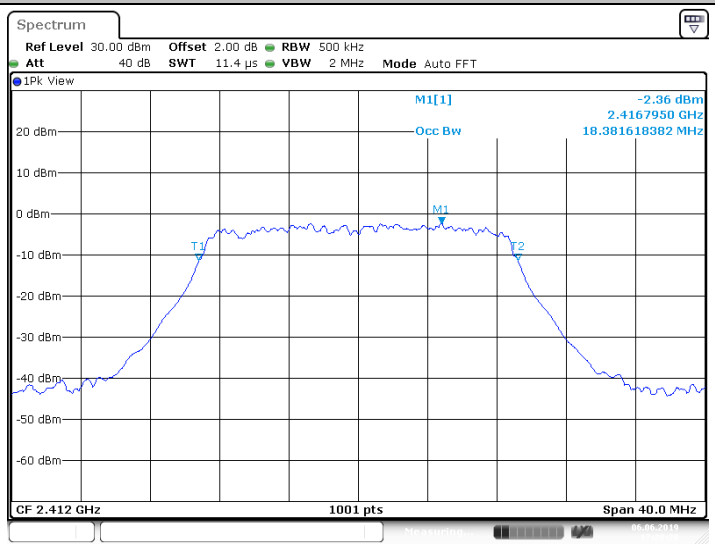

Date: 6.JUN.2019 17:28:29

11N20SISO_Ant1_2437

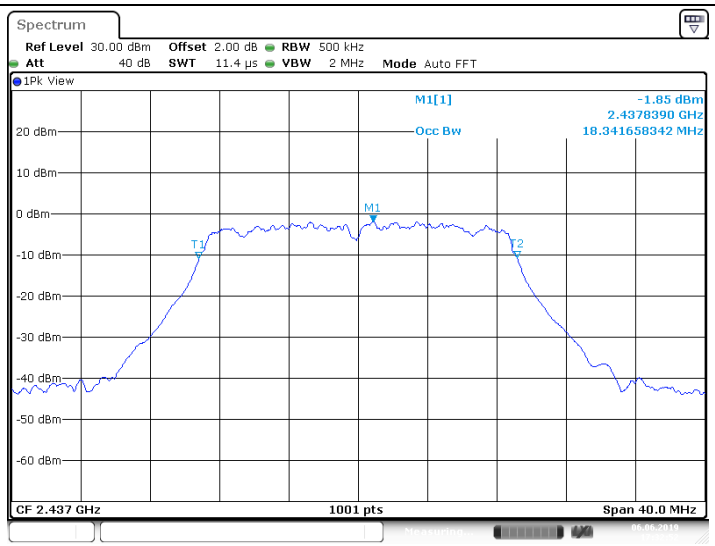

Date: 6.JUN.2019 17:32:52

11N20SISO_Ant1_2462

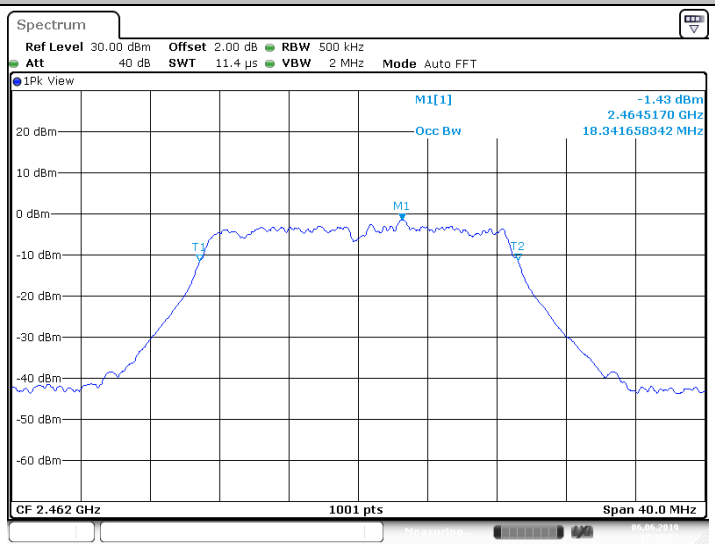

Date: 6.JUN.2019 17:35:57

11N40SISO_Ant1_2422

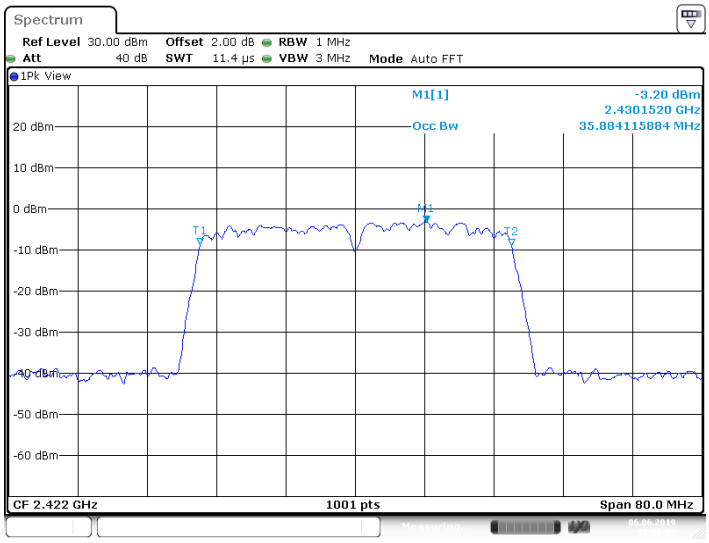

Date: 6.JUN.2019 17:56:59

11N40SISO_Ant1_2437

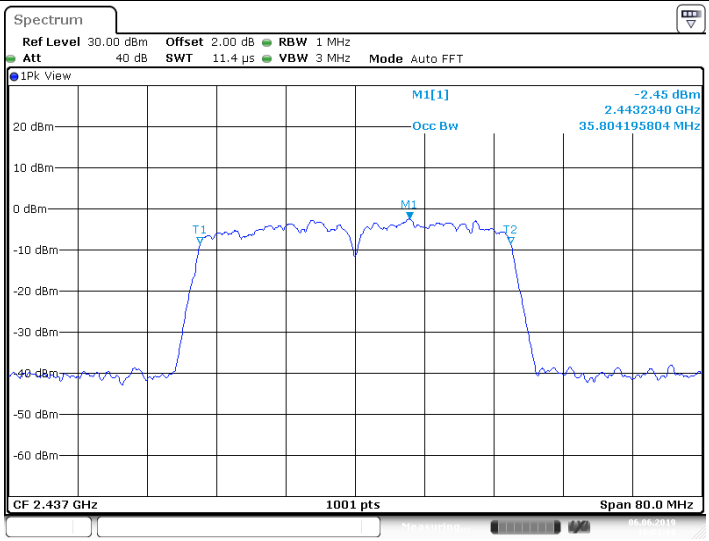

Date: 6.JUN.2019 18:03:18

11N40SISO_Ant1_2452

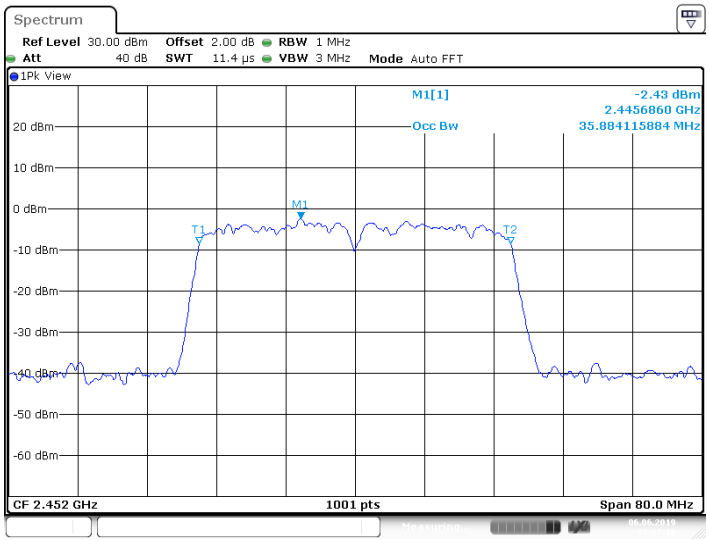

Date: 6.JUN.2019 18:07:15

Appendix C: Maximum conducted output power

Test Result

TestMode	Antenna	Channel	Result[dBm]	Limit[dBm]	Verdict
11B	Ant1		16.59	<=30	PASS
			17.01	<=30	PASS
			16.27	<=30	PASS
11G	Ant1		14.91	<=30	PASS
			14.74	<=30	PASS
			14.45	<=30	PASS
11N20SISO	Ant1		12.96	<=30	PASS
			13.27	<=30	PASS
			12.76	<=30	PASS
11N40SISO	Ant1		11.49	<=30	PASS
			11.72	<=30	PASS
			11.88	<=30	PASS

Test Graphs

11B_Ant1_2412
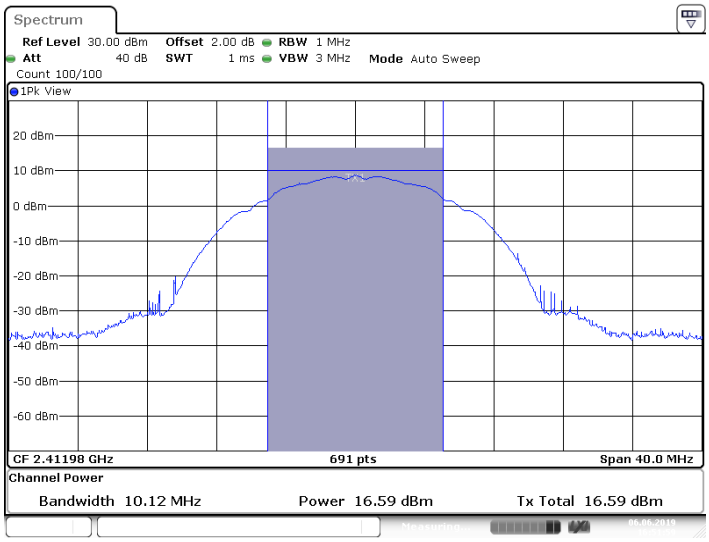

Date: 6.JUN.2019 16:51:58

11B_Ant1_2437
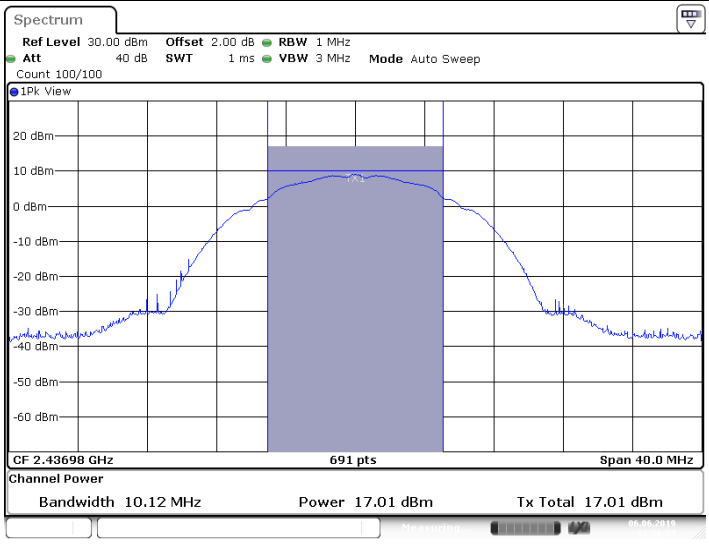

Date: 6.JUN.2019 16:56:35

11B_Ant1_2462

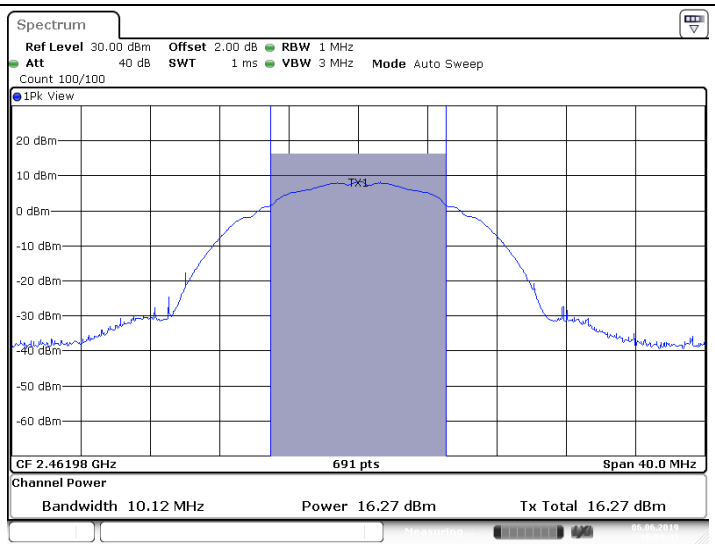

Date: 6.JUN.2019 16:59:43

11G_Ant1_2412

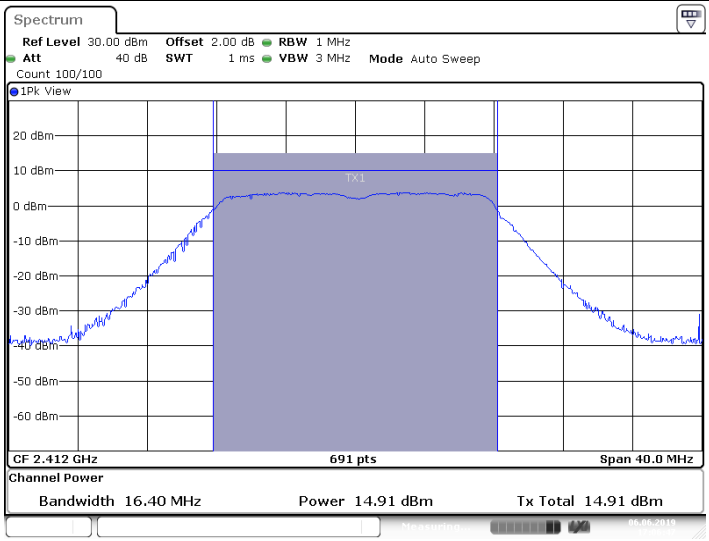

Date: 6.JUN.2019 17:06:47

11G_Ant1_2437

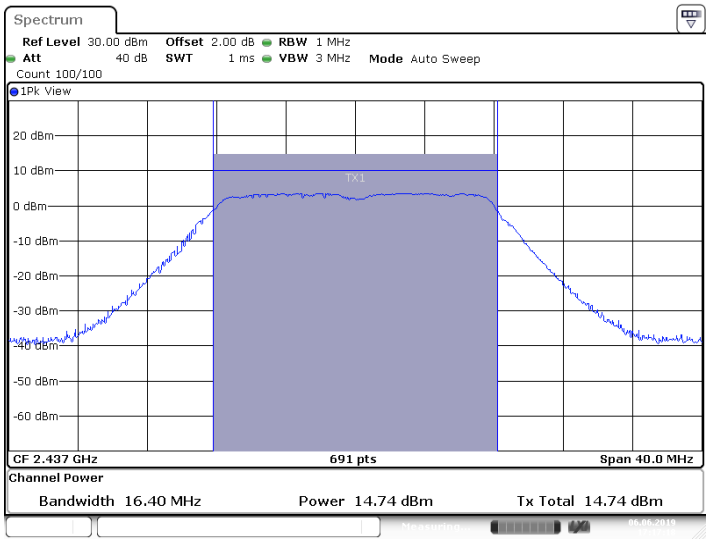

Date: 6.JUN.2019 17:17:18

11G_Ant1_2462

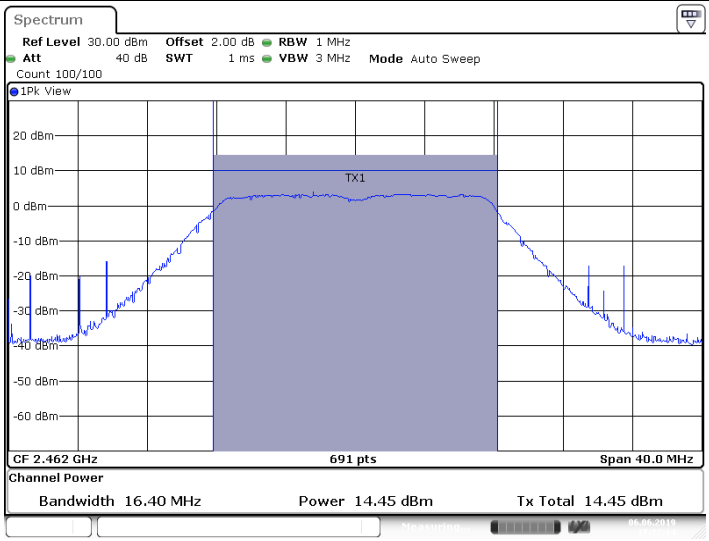

Date: 6.JUN.2019 17:22:14

11N20SISO_Ant1_2412

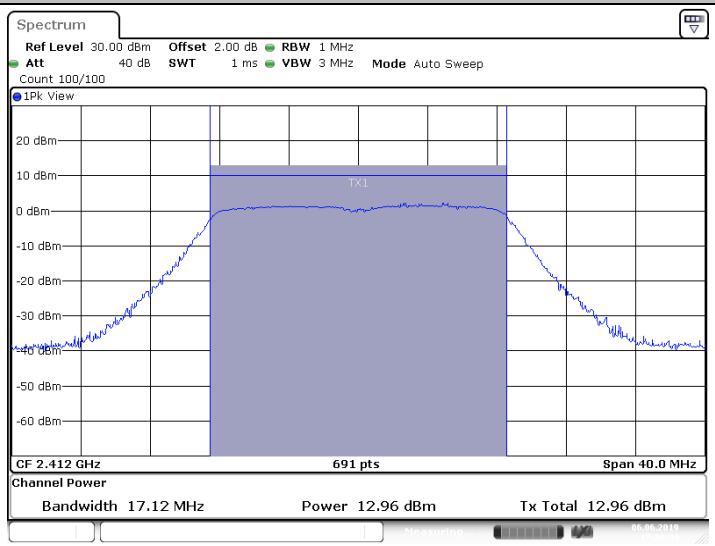

Date: 6.JUN.2019 17:28:44

11N20SISO_Ant1_2437

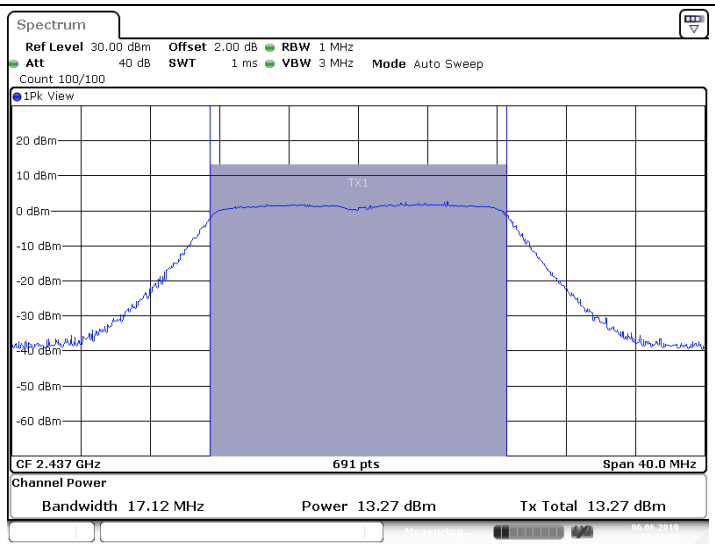

Date: 6.JUN.2019 17:33:08

11N20SISO_Ant1_2462

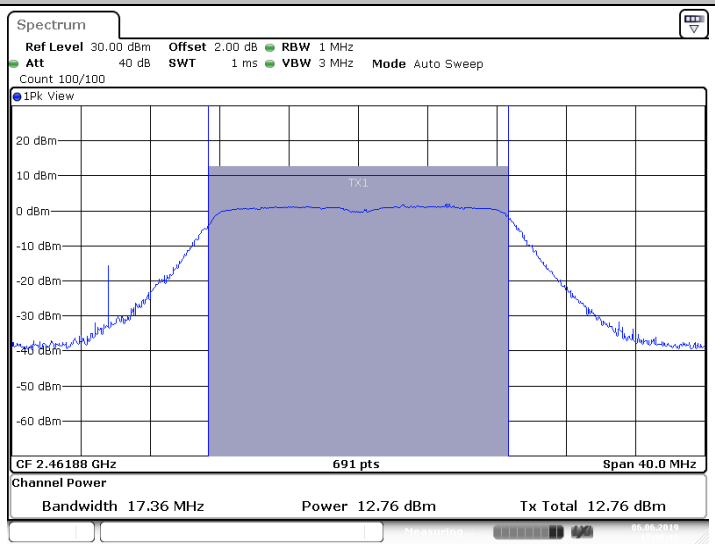

Date: 6.JUN.2019 17:36:12

11N40SISO_Ant1_2422

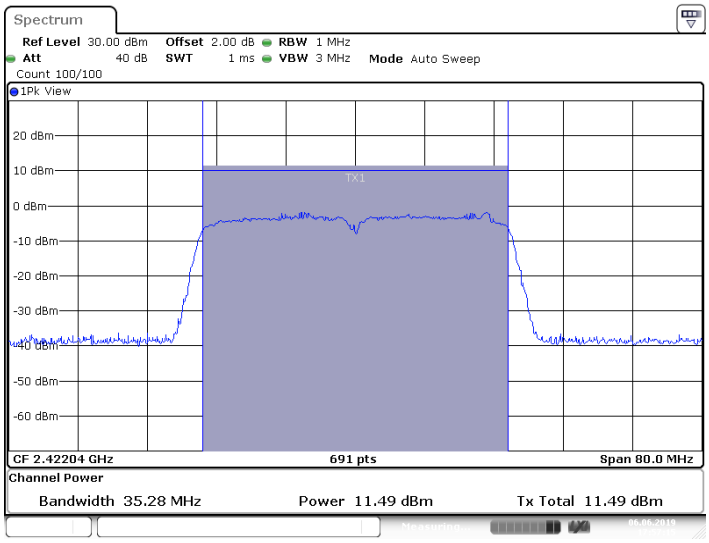

Date: 6.JUN.2019 17:57:15

11N40SISO_Ant1_2437

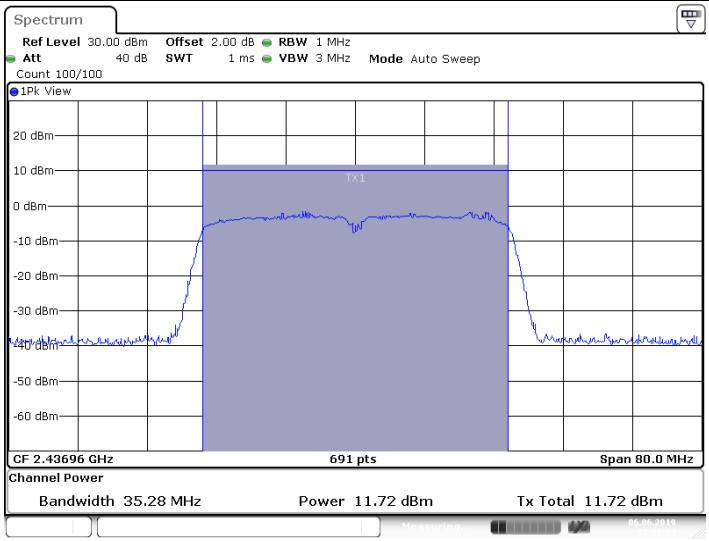

Date: 6.JUN.2019 18:03:34

11N40SISO_Ant1_2452

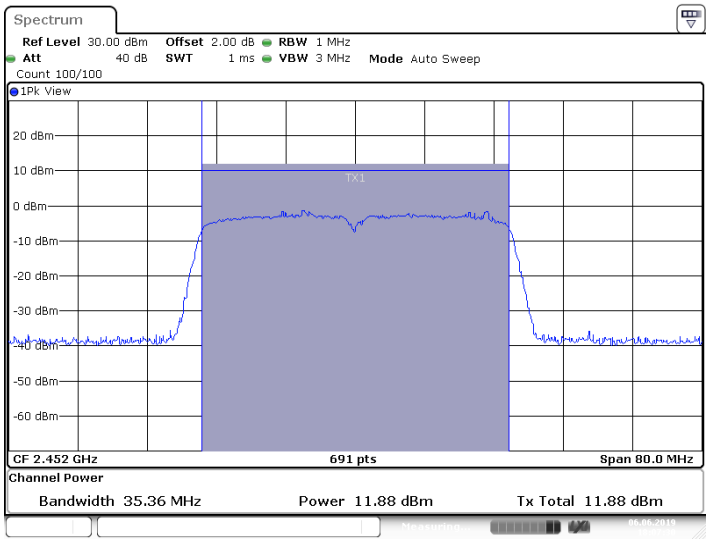

Date: 6.JUN.2019 18:07:30

Appendix D: Maximum power spectral density

Test Result

TestMode	Antenna	Channel	Result[dBm/3-100kHz]	Limit[dBm/3kHz]	Verdict
11B	Ant1		-14.29	<=8	PASS
			-13.74	<=8	PASS
			-14.1	<=8	PASS
11G	Ant1		-22.57	<=8	PASS
			-22.84	<=8	PASS
			-23.14	<=8	PASS
11N20SISO	Ant1		-26.29	<=8	PASS
			-22.07	<=8	PASS
			-22.93	<=8	PASS
11N40SISO	Ant1		-23.63	<=8	PASS
			-24.29	<=8	PASS
			-22.76	<=8	PASS

Test Graphs

11B_Ant1_2412
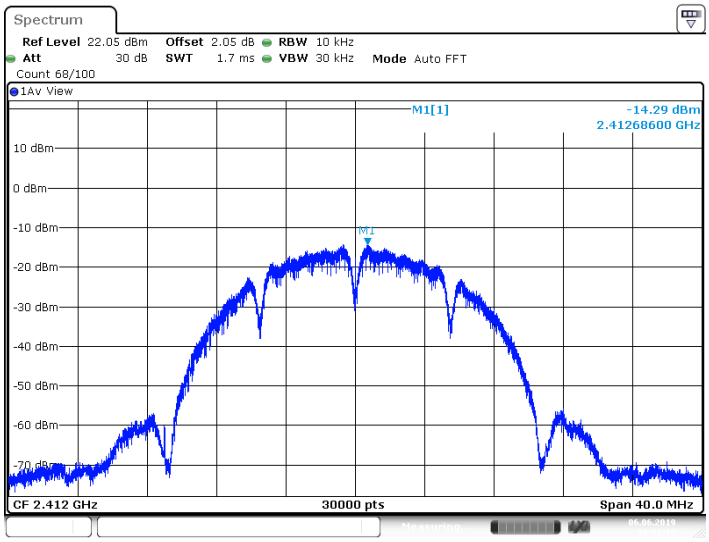

11B_Ant1_2437
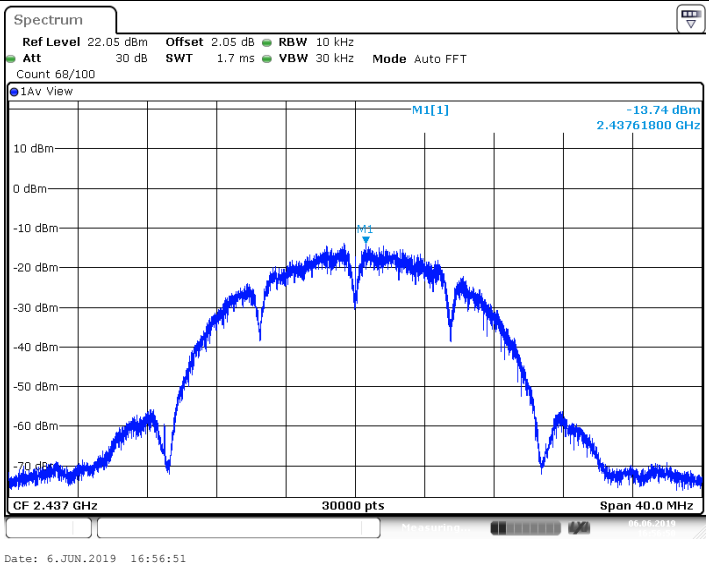

11B_Ant1_2462

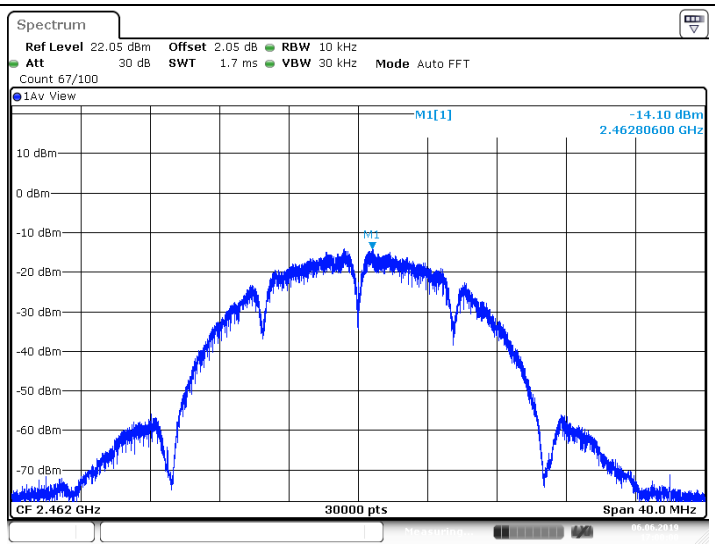

Date: 6.JUN.2019 16:59:59

11G_Ant1_2412

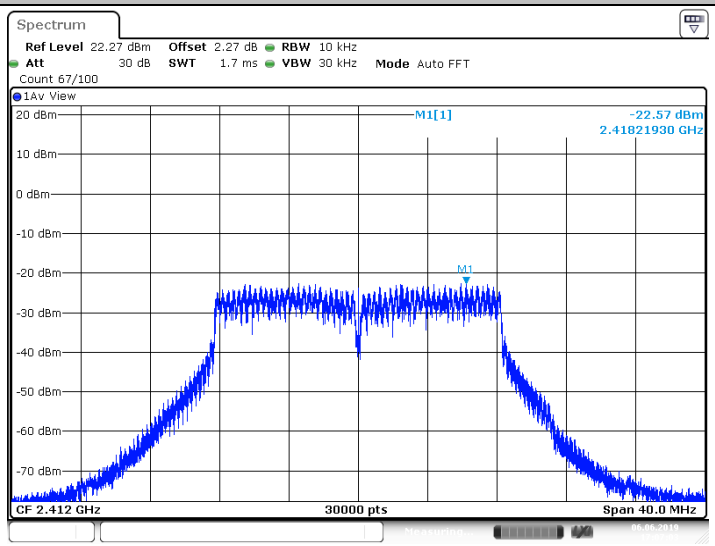

Date: 6.JUN.2019 17:07:03

11G_Ant1_2437

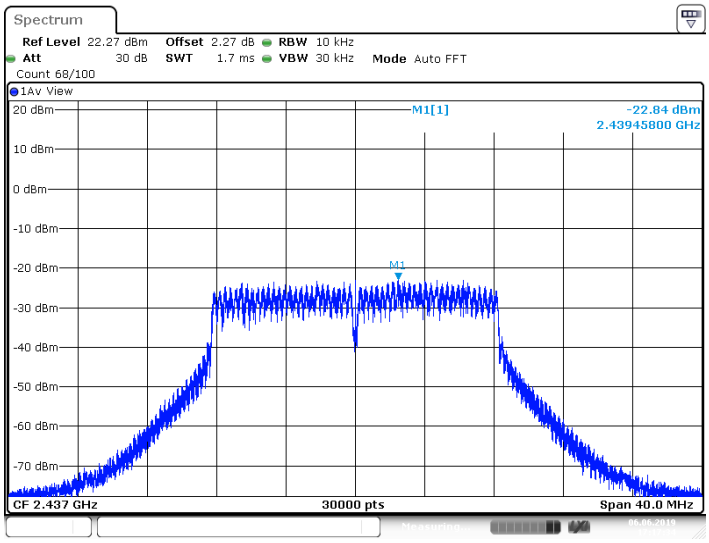

Date: 6.JUN.2019 17:17:34

11G_Ant1_2462

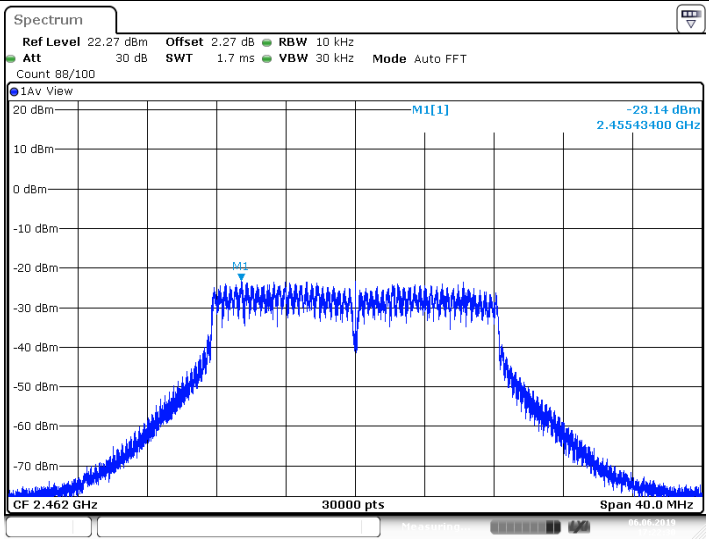

Date: 6.JUN.2019 17:22:30

11N20SISO_Ant1_2412

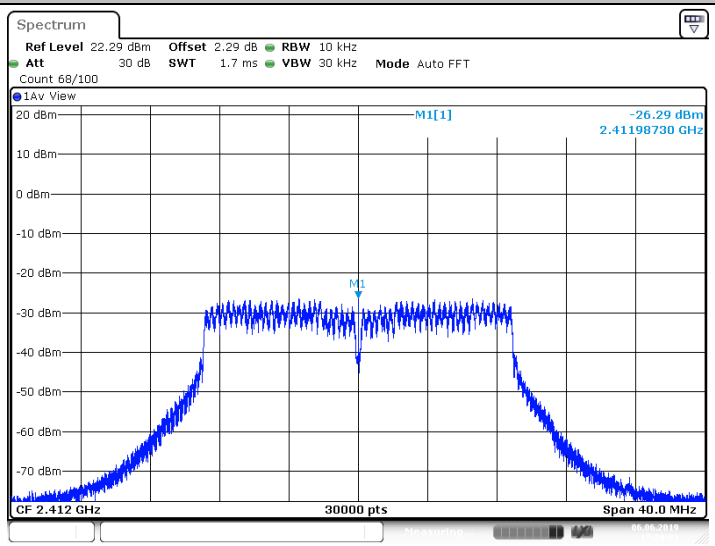

Date: 6.JUN.2019 17:29:01

11N20SISO_Ant1_2437

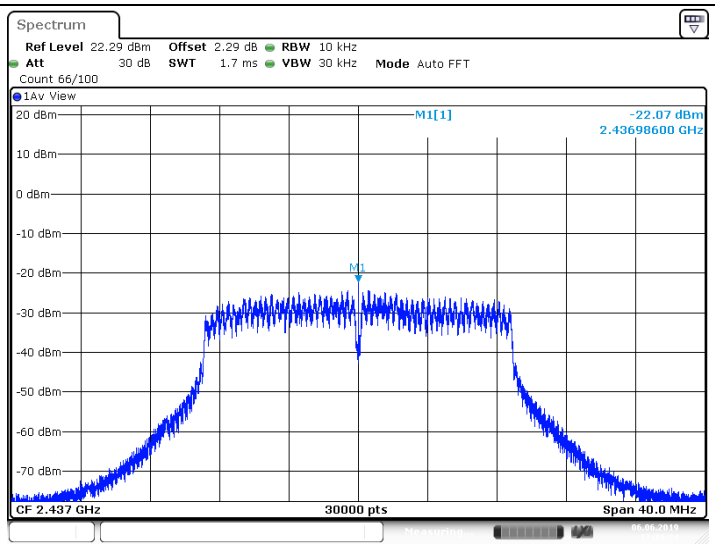

Date: 6.JUN.2019 17:33:24

11N20SISO_Ant1_2462

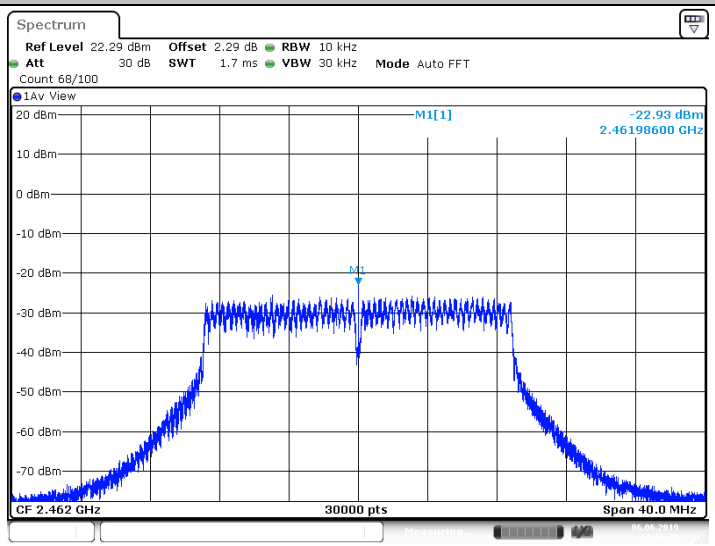

Date: 6.JUN.2019 17:36:29

11N40SISO_Ant1_2422

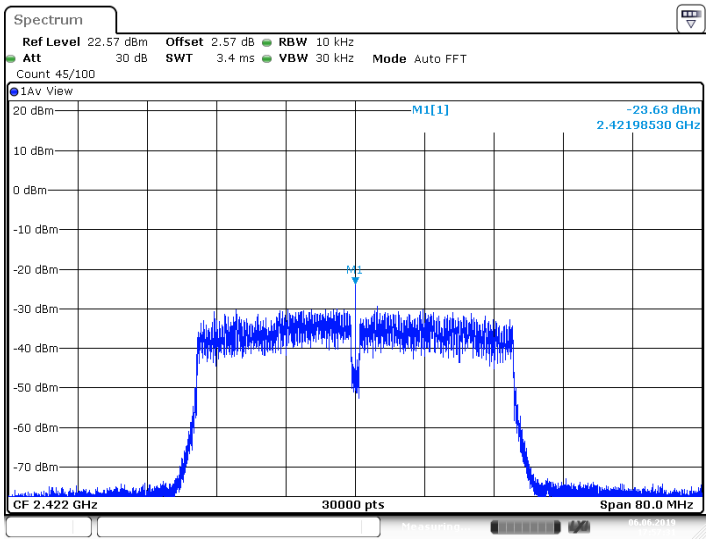

Date: 6.JUN.2019 17:57:31

11N40SISO_Ant1_2437

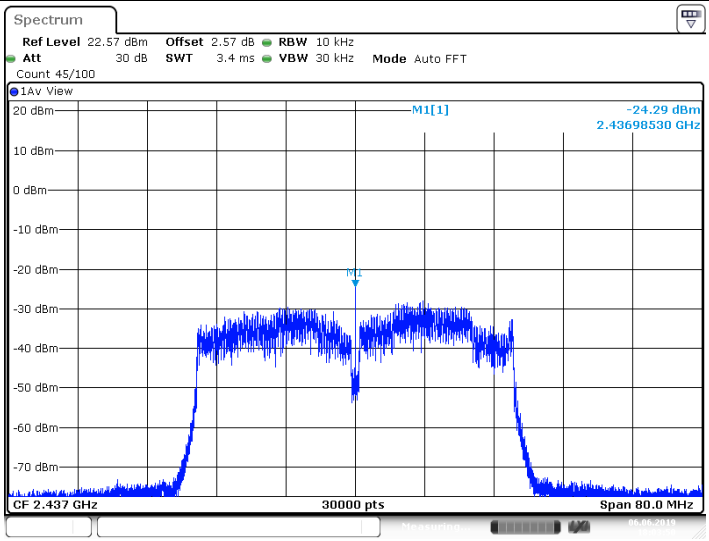

Date: 6.JUN.2019 18:03:50

11N40SISO_Ant1_2452

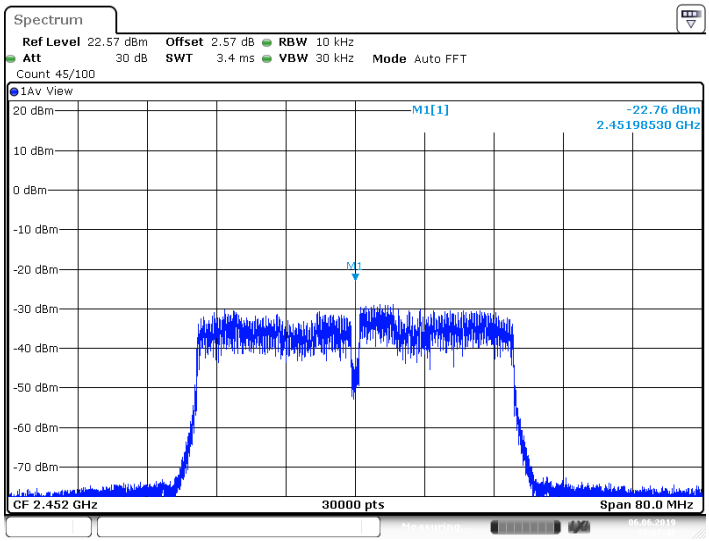

Date: 6.JUN.2019 18:07:46

Appendix E: Band edge measurements

Test Result

TestMode	Antenna	ChName	Channel	RefLevel[dBm]	Result[dBm]	Limit[dBm]	Verdict
11B	Ant1			3.78	-40.46	<=-26.22	PASS
				3.75	-54.29	<=-26.25	PASS
11G	Ant1			-7.27	-40.79	<=-37.27	PASS
				-4.67	-54.7	<=-34.67	PASS
11N20SISO	Ant1			-7.53	-43.42	<=-37.53	PASS
				-9.48	-55.11	<=-39.48	PASS
11N40SISO	Ant1			-10.40	-54.64	<=-40.4	PASS
				-10.28	-54.72	<=-40.28	PASS

Test Graphs

11B_Ant1_Low_2412

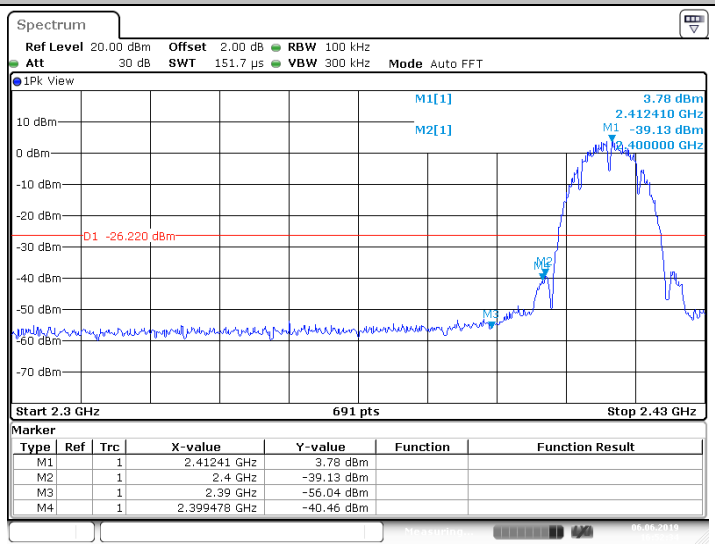

11B_Ant1_High_2462

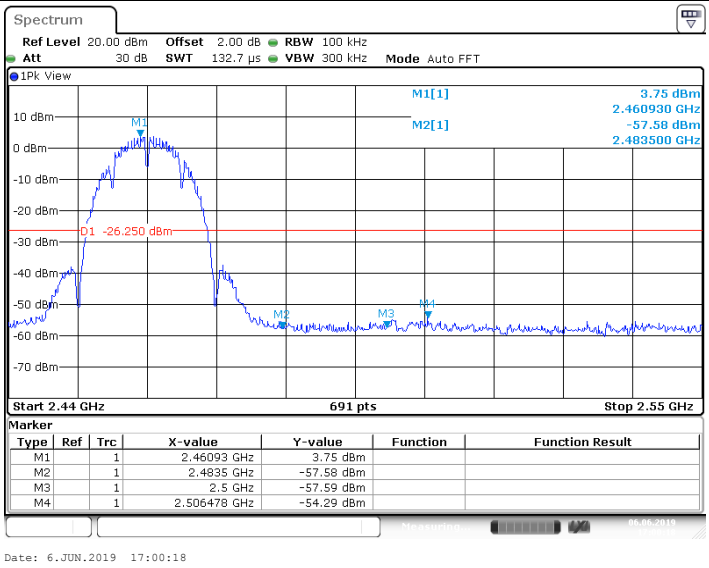

11G_Ant1_Low_2412

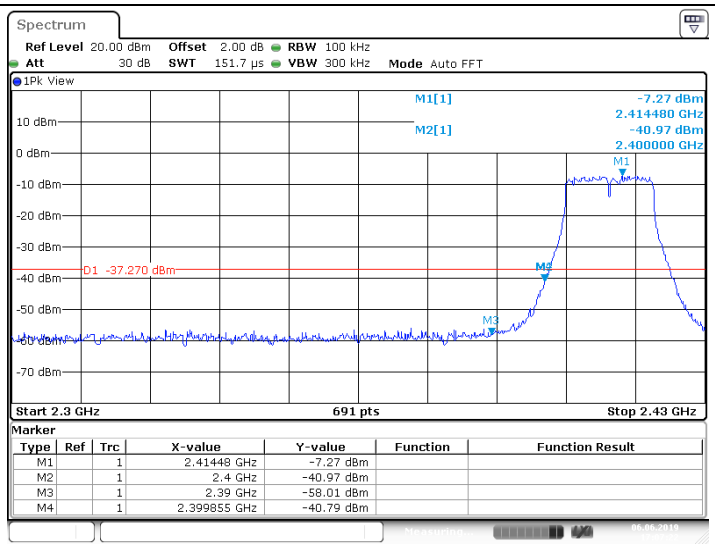

Date: 6.JUN.2019 17:07:22

11G_Ant1_High_2462

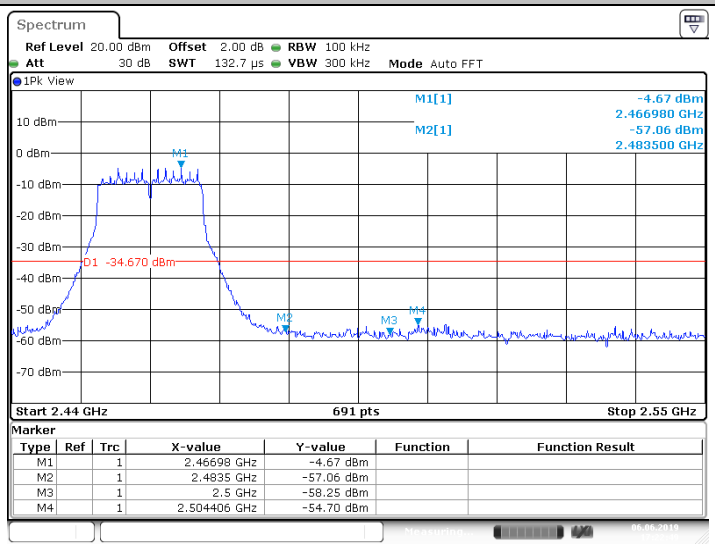

Date: 6.JUN.2019 17:22:49

11N20SISO_Ant1_Low_2412

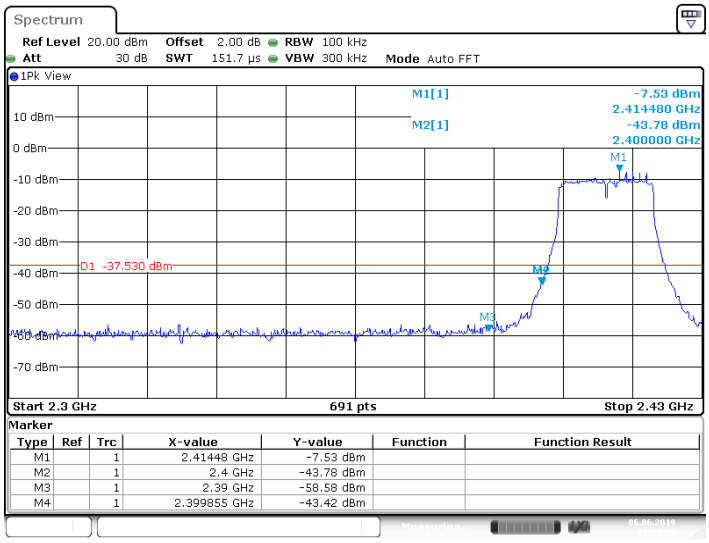

Date: 6.JUN.2019 17:29:19

11N20SISO_Ant1_High_2462

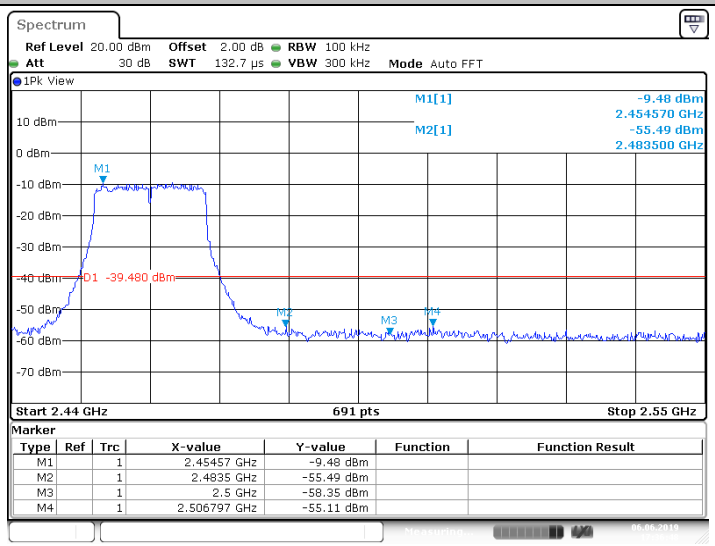

Date: 6.JUN.2019 17:36:48

11N40SISO_Ant1_Low_2422

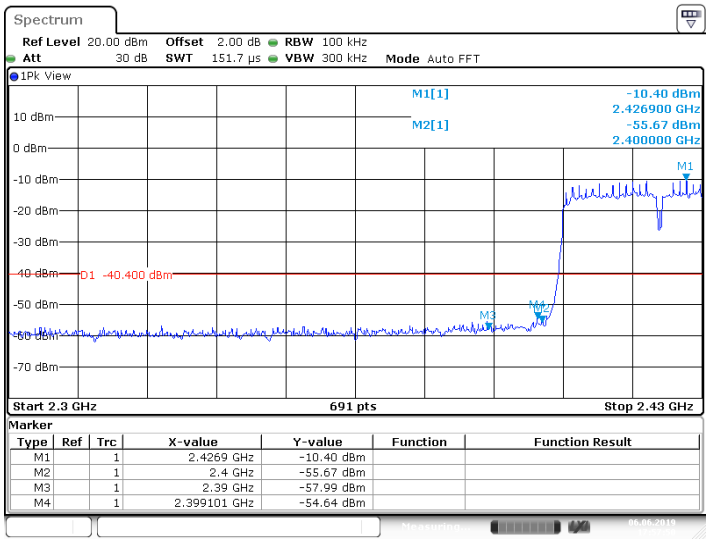

Date: 6.JUN.2019 17:57:50

11N40SISO_Ant1_High_2452

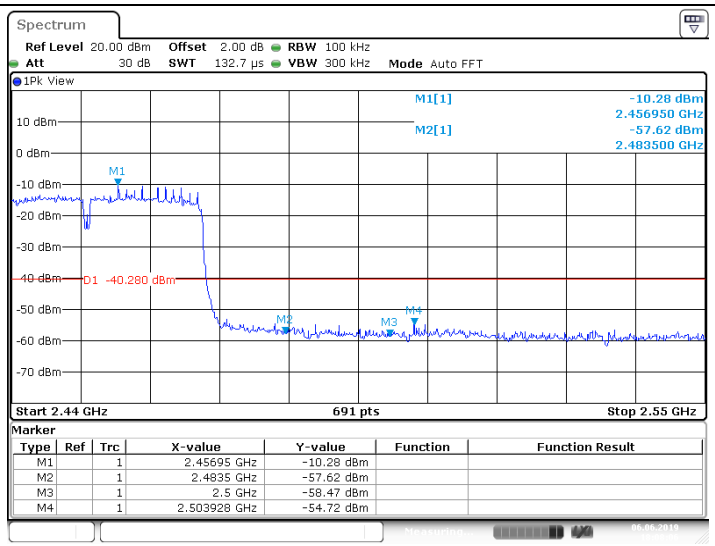

Date: 6.JUN.2019 18:08:05

Appendix F: Conducted Spurious Emission

Test Result

TestMode	Antenna	Channel	FreqRange [Mhz]	RefLevel [dBm]	Result [dBm]	Limit [dBm]	Verdict
11B	Ant1	2412	Reference	4.12	4.12	---	PASS
			30~1000	30~1000	-69.17	<=-15.88	PASS
			1000~26500	1000~26500	-48.97	<=-15.88	PASS
		2437	Reference	4.55	4.55	---	PASS
			30~1000	30~1000	-67.43	<=-15.45	PASS
			1000~26500	1000~26500	-49.73	<=-15.45	PASS
		2462	Reference	3.61	3.61	---	PASS
			30~1000	30~1000	-68.76	<=-16.39	PASS
			1000~26500	1000~26500	-50.32	<=-16.39	PASS
11G	Ant1	2412	Reference	-5.29	-5.29	---	PASS
			30~1000	30~1000	-67.54	<=-25.29	PASS
			1000~26500	1000~26500	-58.08	<=-25.29	PASS
		2437	Reference	-6.55	-6.55	---	PASS
			30~1000	30~1000	-68.33	<=-26.55	PASS
			1000~26500	1000~26500	-49.8	<=-26.55	PASS
		2462	Reference	-4.80	-4.80	---	PASS
			30~1000	30~1000	-68.17	<=-24.8	PASS
			1000~26500	1000~26500	-58.1	<=-24.8	PASS
11N20SISO	Ant1	2412	Reference	-6.21	-6.21	---	PASS
			30~1000	30~1000	-69.05	<=-26.21	PASS
			1000~26500	1000~26500	-46.35	<=-26.21	PASS
		2437	Reference	-5.96	-5.96	---	PASS
			30~1000	30~1000	-67.93	<=-25.96	PASS
			1000~26500	1000~26500	-45.96	<=-25.96	PASS
		2462	Reference	-6.56	-6.56	---	PASS
			30~1000	30~1000	-68.24	<=-26.56	PASS
			1000~26500	1000~26500	-57.53	<=-26.56	PASS
11N40SISO	Ant1	2422	Reference	-11.19	-11.19	---	PASS
			30~1000	30~1000	-68.31	<=-31.19	PASS
			1000~26500	1000~26500	-51.45	<=-31.19	PASS
		2437	Reference	-10.36	-10.36	---	PASS
			30~1000	30~1000	-68.51	<=-30.36	PASS
			1000~26500	1000~26500	-57.27	<=-30.36	PASS
		2452	Reference	-10.22	-10.22	---	PASS
			30~1000	30~1000	-68.83	<=-30.22	PASS
			1000~26500	1000~26500	-58.54	<=-30.22	PASS

Test Graphs

11B_Ant1_2412_0~Reference

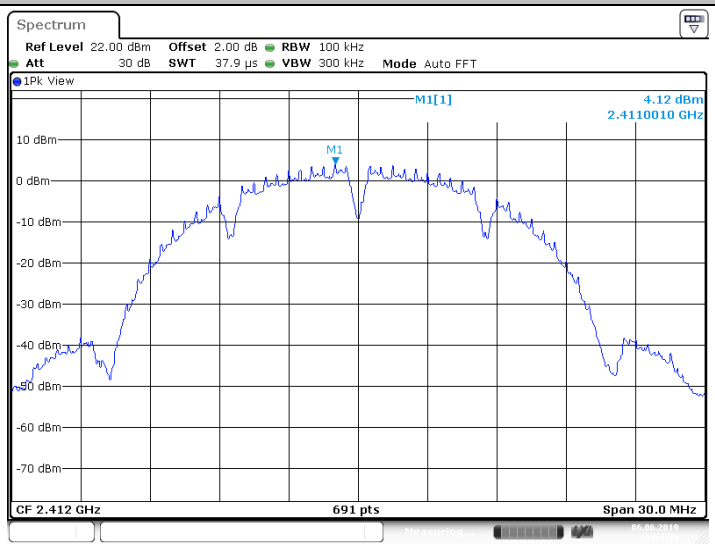

Date: 6.JUN.2019 16:53:55

11B_Ant1_2412_30~1000

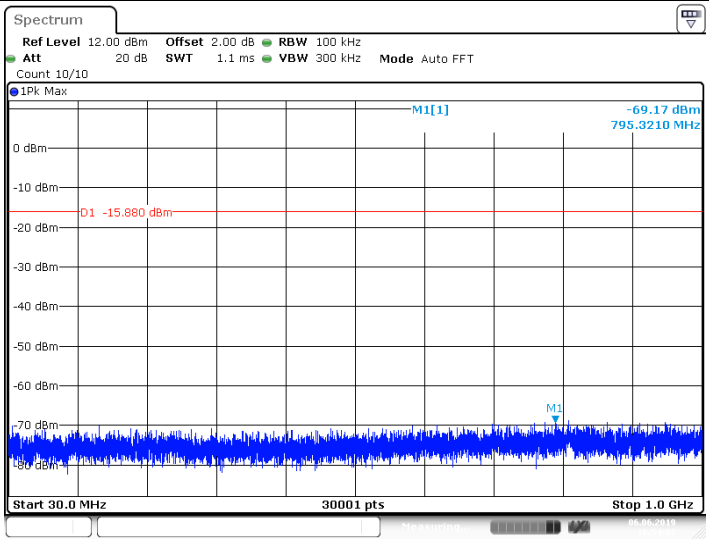

Date: 6.JUN.2019 16:54:07

11B_Ant1_2412_1000~26500

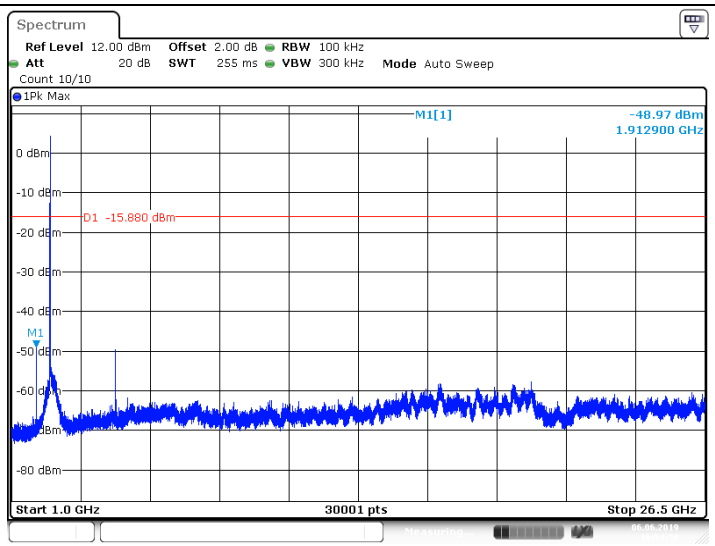

Date: 6.JUN.2019 16:54:38

11B_Ant1_2437_0~Reference

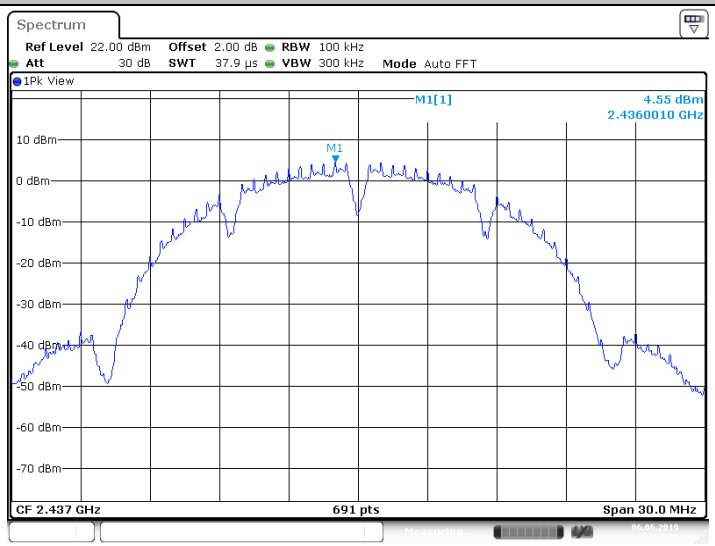

Date: 6.JUN.2019 16:57:07

11B_Ant1_2437_30~1000

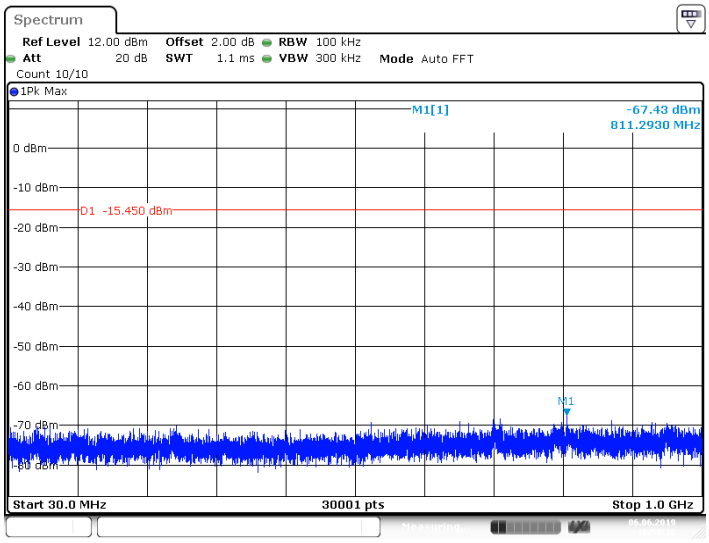

Date: 6.JUN.2019 16:57:20

11B_Ant1_2437_1000~26500

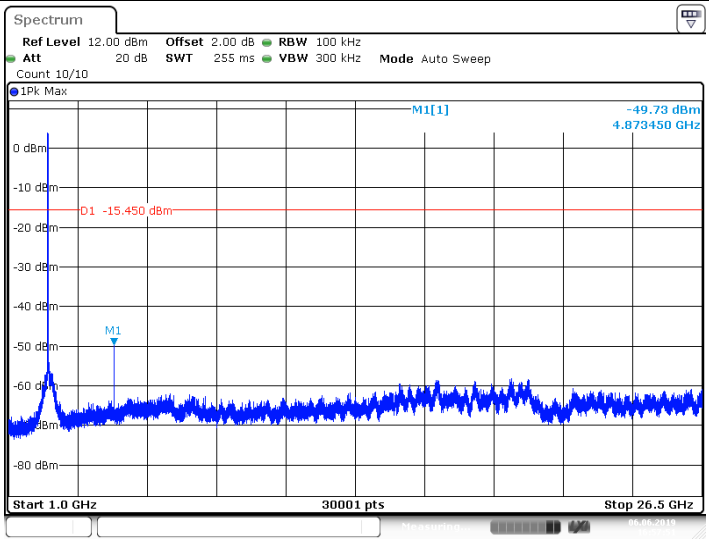

Date: 6.JUN.2019 16:57:51

11B_Ant1_2462_0~Reference

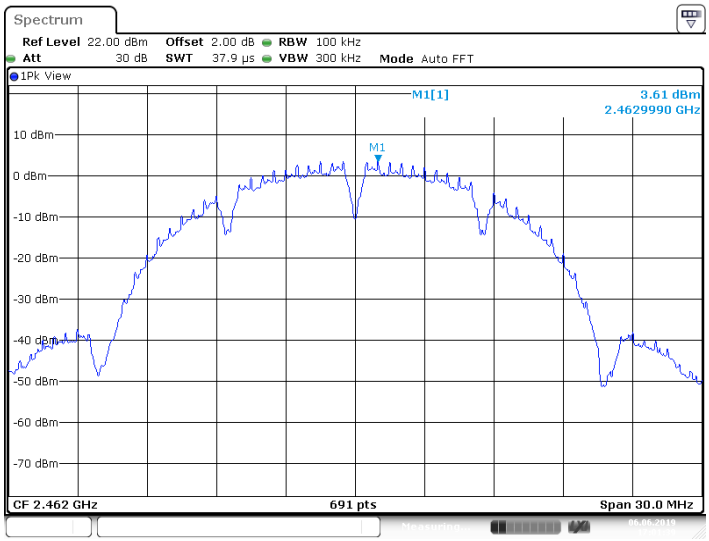

Date: 6.JUN.2019 17:01:39

11B_Ant1_2462_30~1000

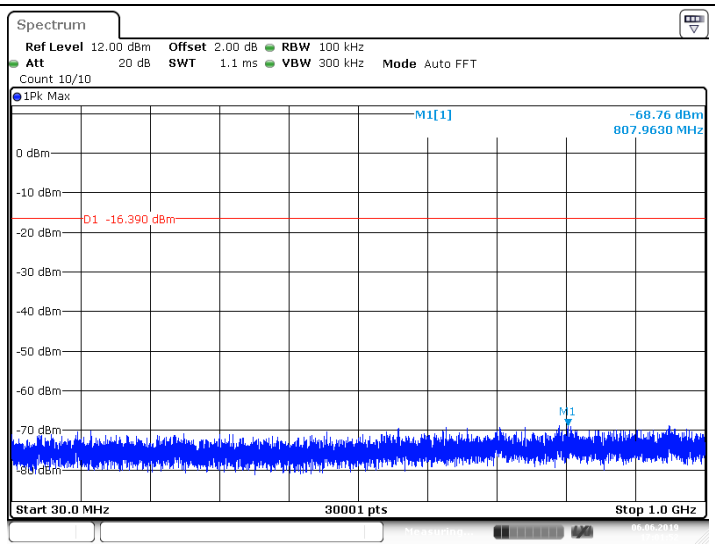

Date: 6.JUN.2019 17:01:52

11B_Ant1_2462_1000~26500

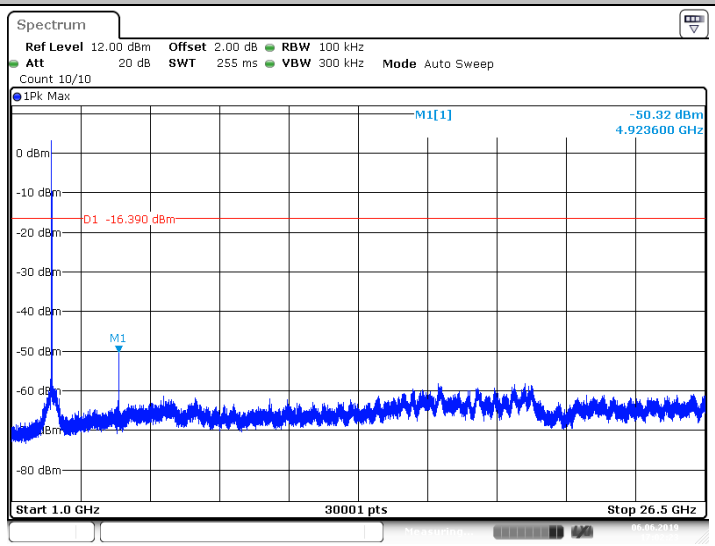

Date: 6.JUN.2019 17:02:23

11G_Ant1_2412_0~Reference

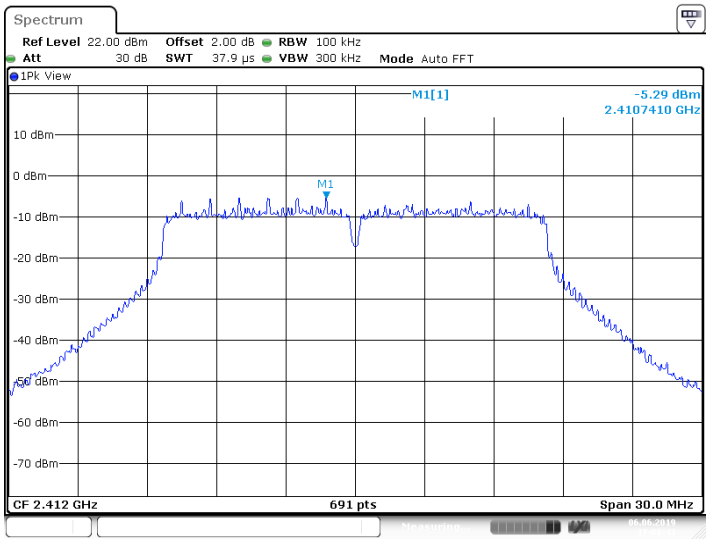

Date: 6.JUN.2019 17:08:43

11G_Ant1_2412_30~1000

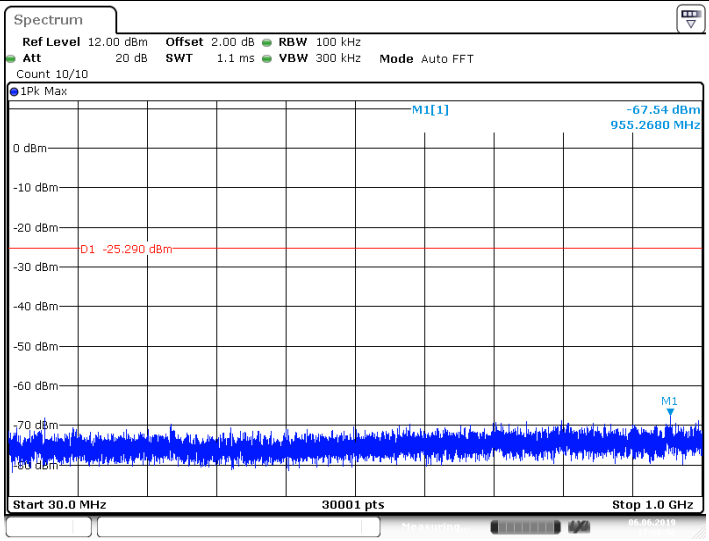

Date: 6.JUN.2019 17:08:56

11G_Ant1_2412_1000~26500

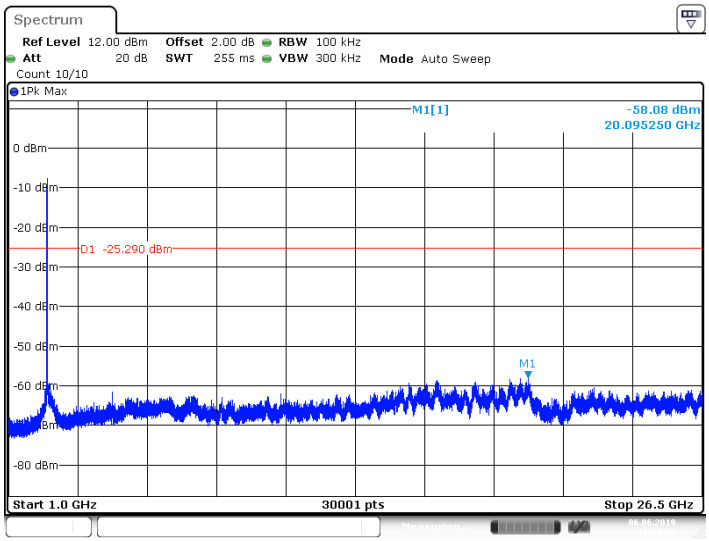

Date: 6.JUN.2019 17:09:27

11G_Ant1_2437_0~Reference

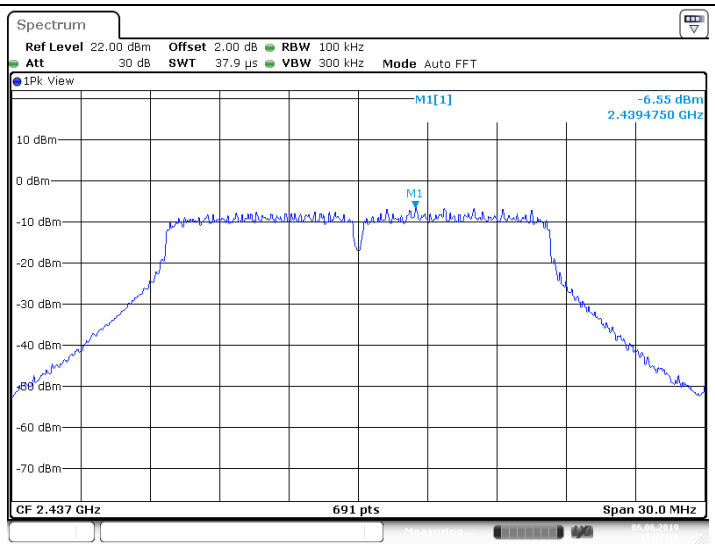

Date: 6.JUN.2019 17:17:50

11G_Ant1_2437_30~1000

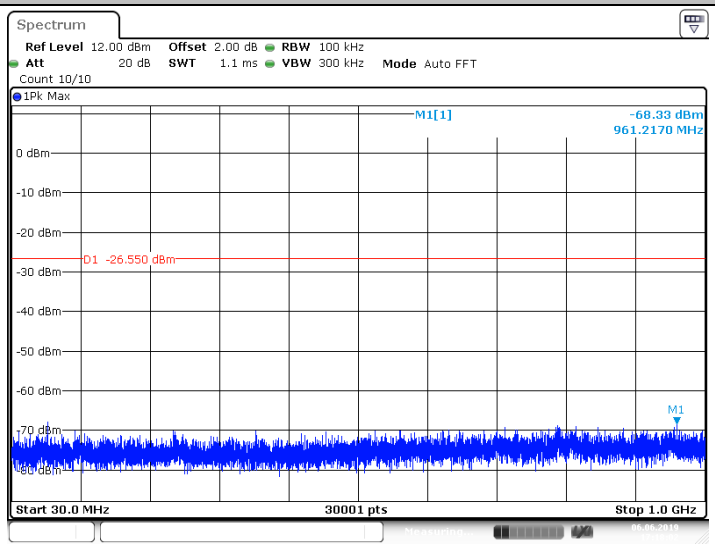

Date: 6.JUN.2019 17:18:02

11G_Ant1_2437_1000~26500

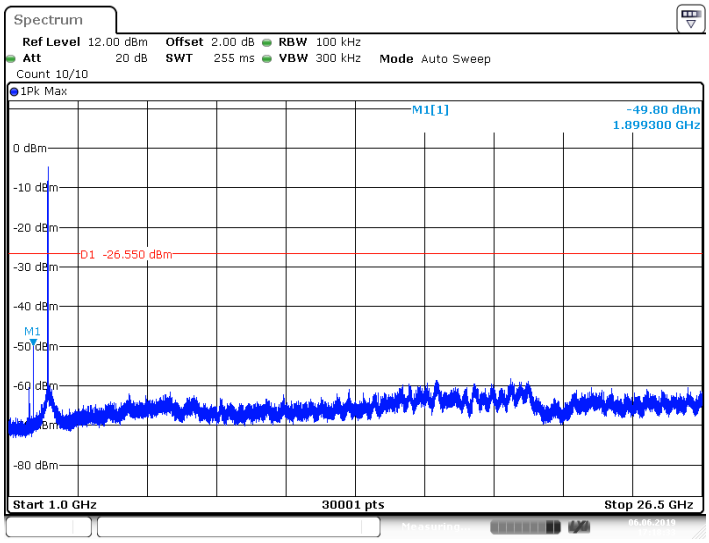

Date: 6.JUN.2019 17:18:33

11G_Ant1_2462_0~Reference

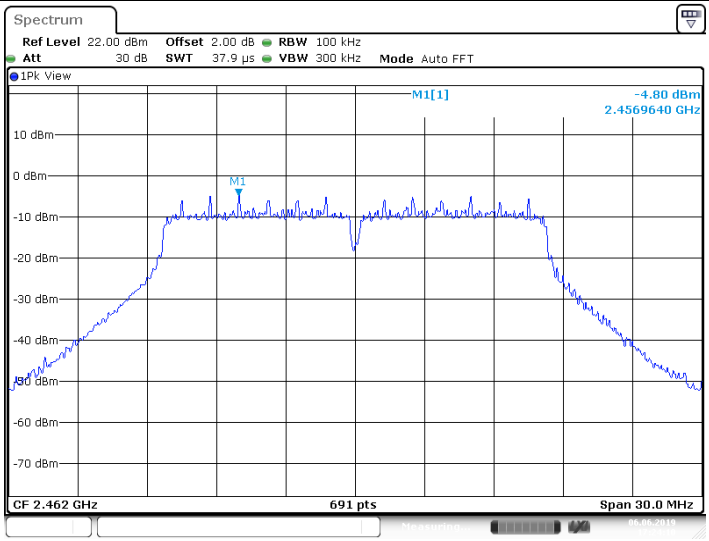

Date: 6.JUN.2019 17:24:10

11G_Ant1_2462_30~1000

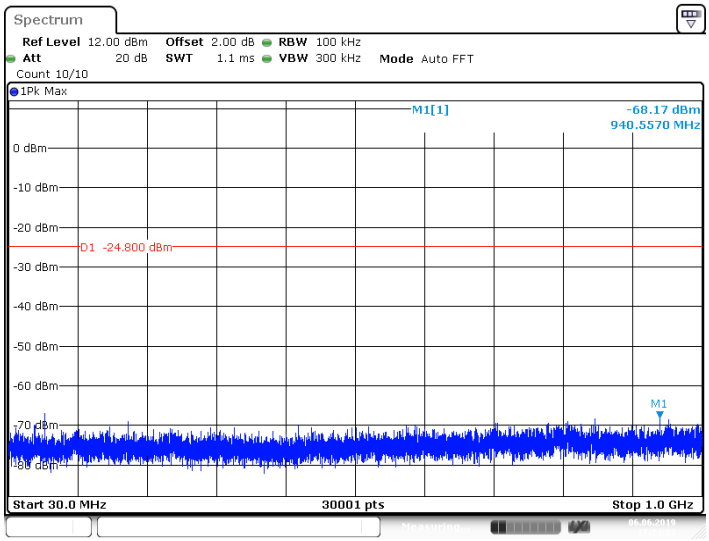

Date: 6.JUN.2019 17:24:23

11G_Ant1_2462_1000~26500

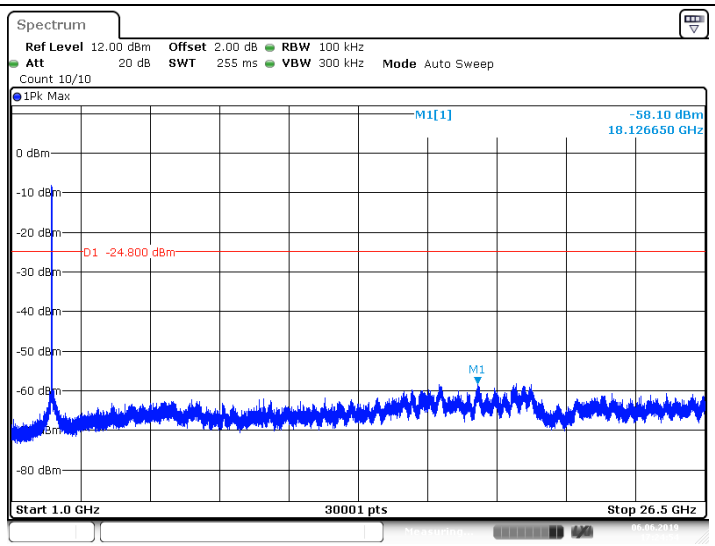

Date: 6.JUN.2019 17:24:53

11N20SISO_Ant1_2412_0~Reference

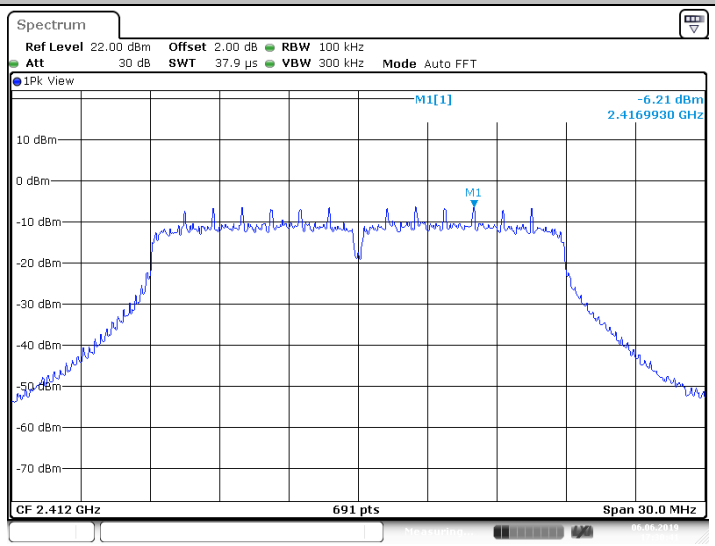

Date: 6.JUN.2019 17:30:41

11N20SISO_Ant1_2412_30~1000

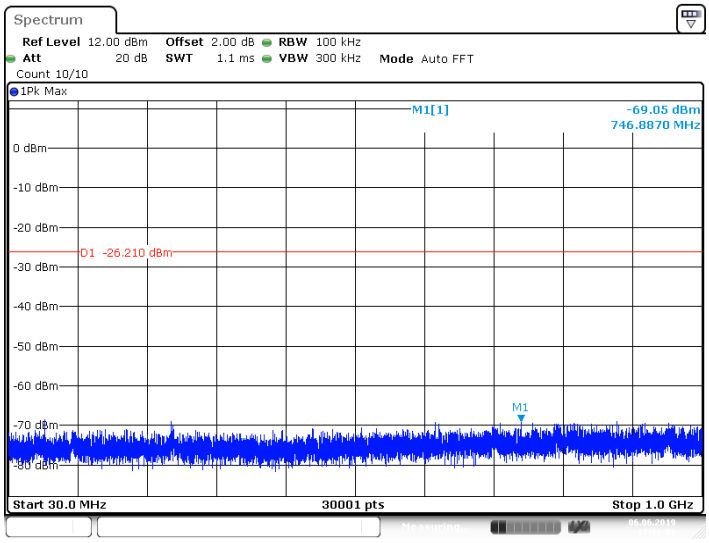

Date: 6.JUN.2019 17:30:53

11N20SISO_Ant1_2412_1000~26500

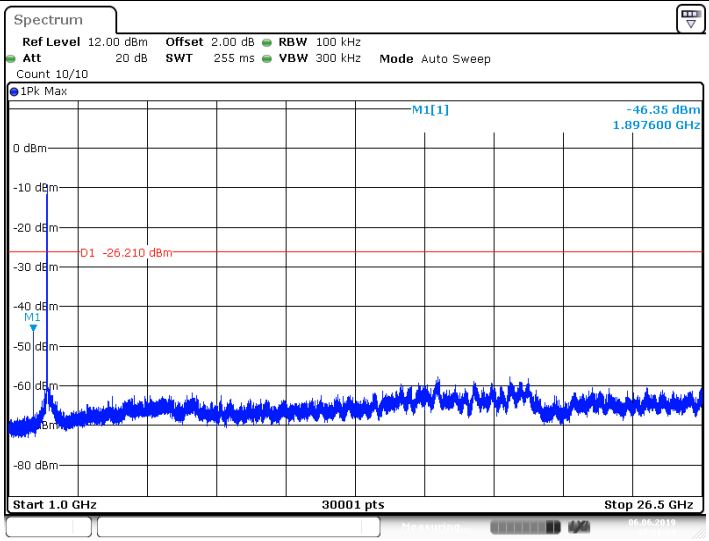

Date: 6.JUN.2019 17:31:24

11N20SISO_Ant1_2437_0~Reference

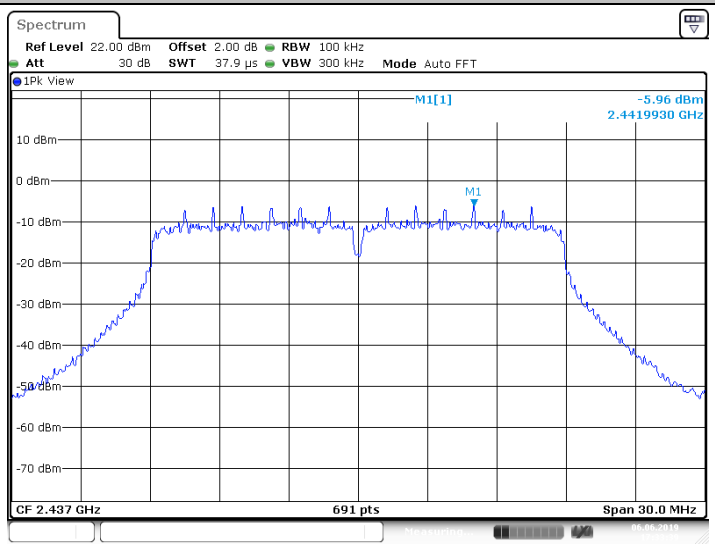

Date: 6.JUN.2019 17:33:39

11N20SISO_Ant1_2437_30~1000

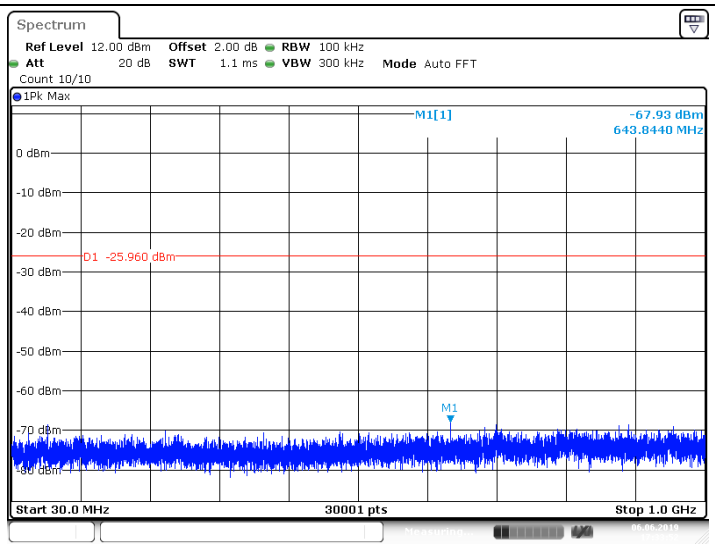

Date: 6.JUN.2019 17:33:52

11N20SISO_Ant1_2437_1000~26500

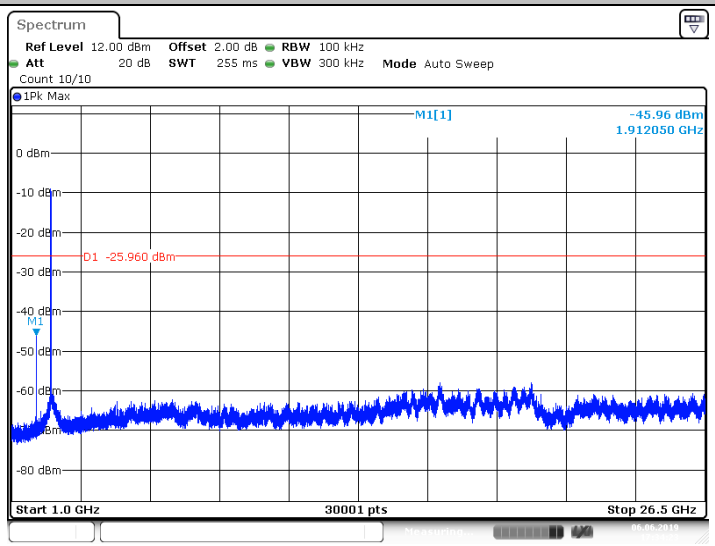

Date: 6.JUN.2019 17:34:23

11N20SISO_Ant1_2462_0~Reference

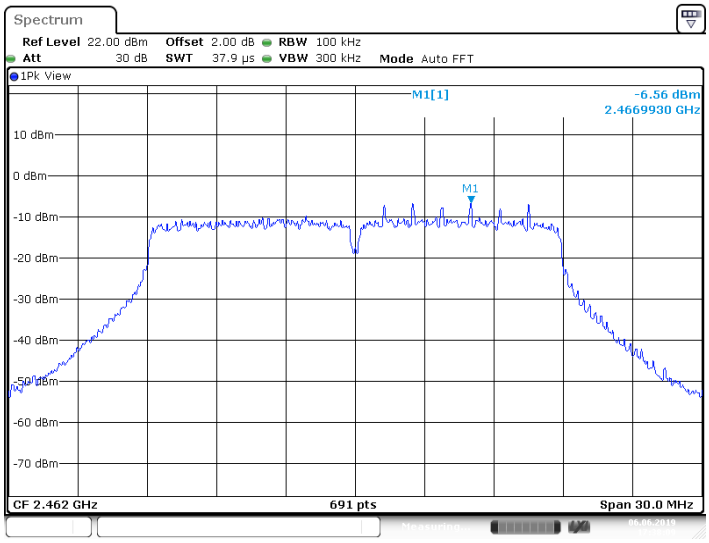

Date: 6.JUN.2019 17:38:09

11N20SISO_Ant1_2462_30~1000

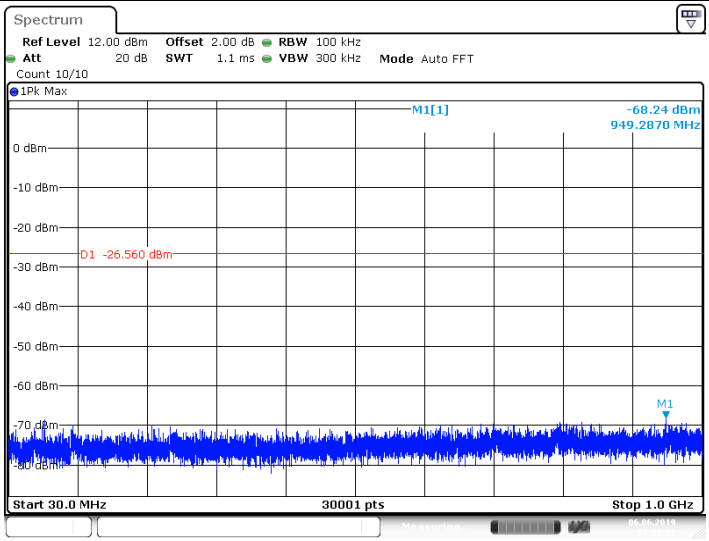

Date: 6.JUN.2019 17:38:21

11N20SISO_Ant1_2462_1000~26500

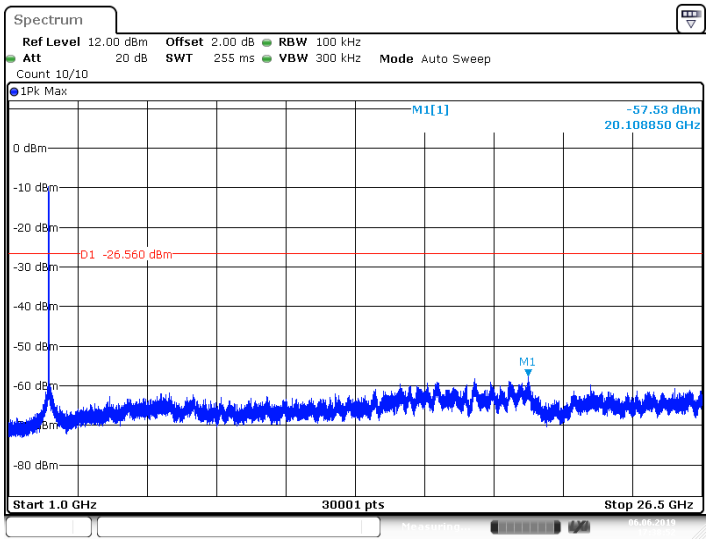

Date: 6.JUN.2019 17:38:52

11N40SISO_Ant1_2422_0~Reference

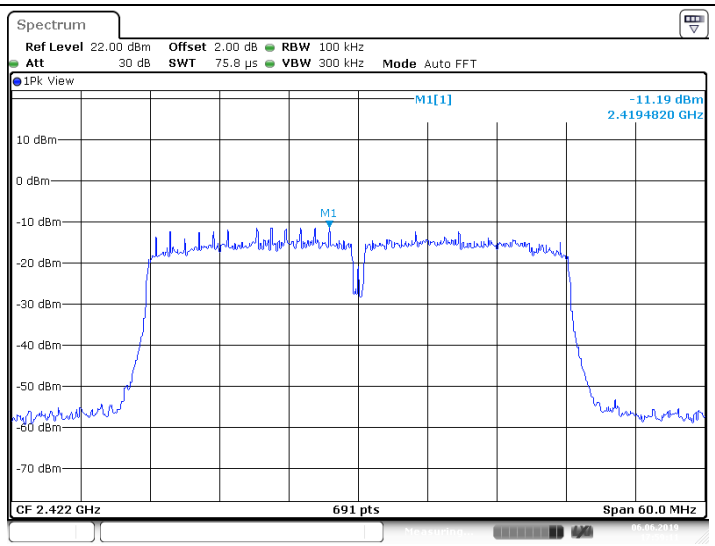

Date: 6.JUN.2019 17:59:11

11N40SISO_Ant1_2422_30~1000

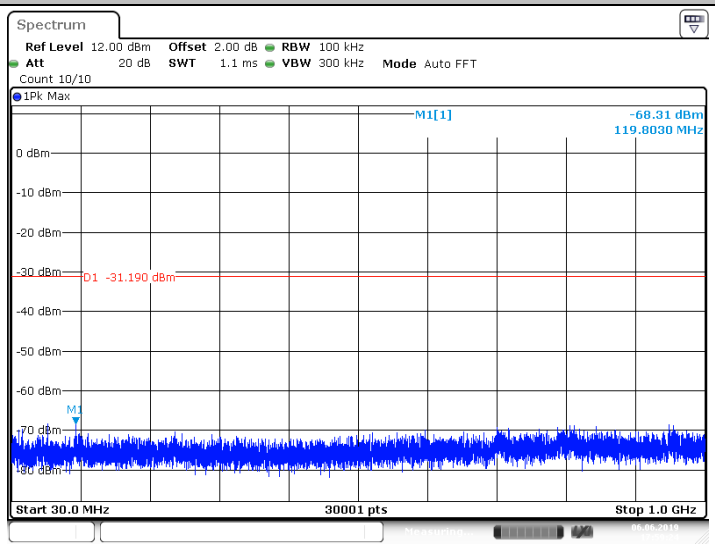

Date: 6.JUN.2019 17:59:24

11N40SISO_Ant1_2422_1000~26500

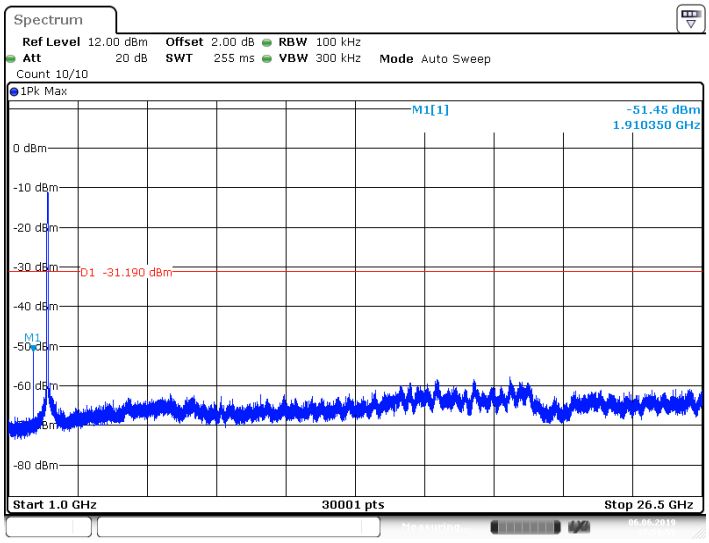

Date: 6.JUN.2019 17:59:55

11N40SISO_Ant1_2437_0~Reference

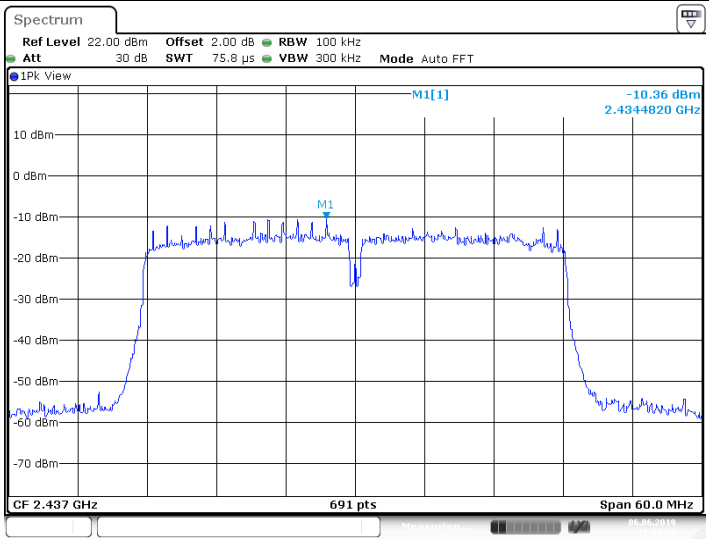

Date: 6.JUN.2019 18:04:06

11N40SISO_Ant1_2437_30~1000

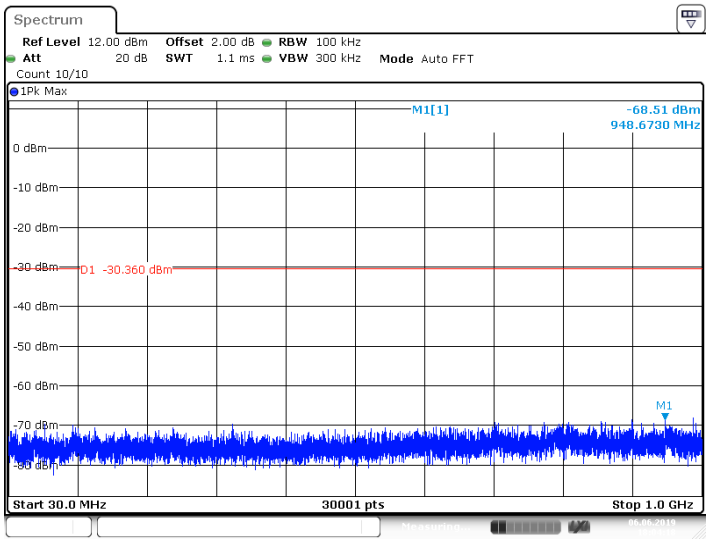

Date: 6.JUN.2019 18:04:18

11N40SISO_Ant1_2437_1000~26500

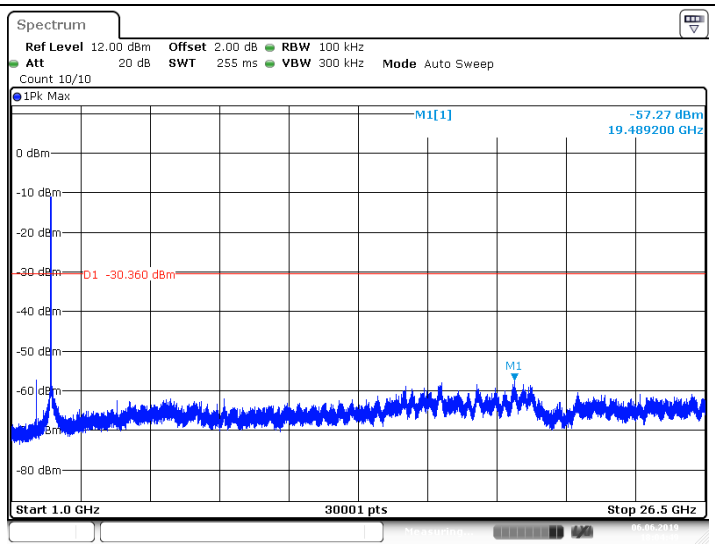

Date: 6.JUN.2019 18:04:49

11N40SISO_Ant1_2452_0~Reference

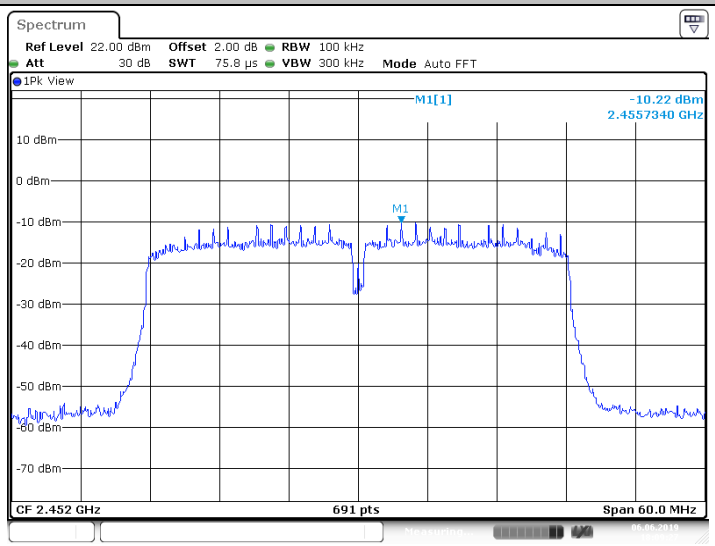

Date: 6.JUN.2019 18:09:27

11N40SISO_Ant1_2452_30~1000

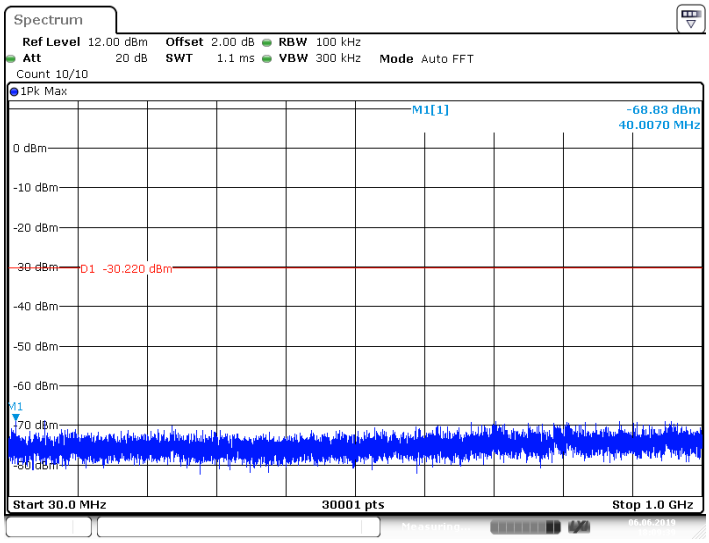

Date: 6.JUN.2019 18:09:39

11N40SISO_Ant1_2452_1000~26500

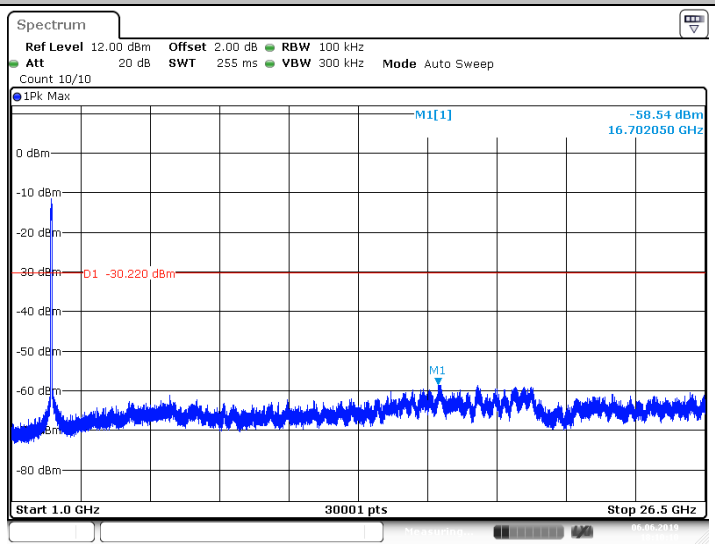

Date: 6.JUN.2019 18:10:10

Appendix G: Duty Cycle

Test Result

TestMode	Antenna	Channel	Transmission Duration [ms]	Transmission Period [ms]	Duty Cycle [%]
11B	Ant1		12.38	12.51	98.94
			12.38	12.52	98.93
			12.38	12.52	98.90
11G	Ant1		2.05	2.18	93.98
			2.05	2.18	93.98
			2.05	2.18	93.98
11N20SISO	Ant1		1.91	2.04	93.50
			1.91	2.04	93.50
			1.91	2.04	93.50
11N40SISO	Ant1		0.94	1.07	87.70
			0.94	1.07	87.70
			0.94	1.07	87.70

Test Graphs

11B_Ant1_2412

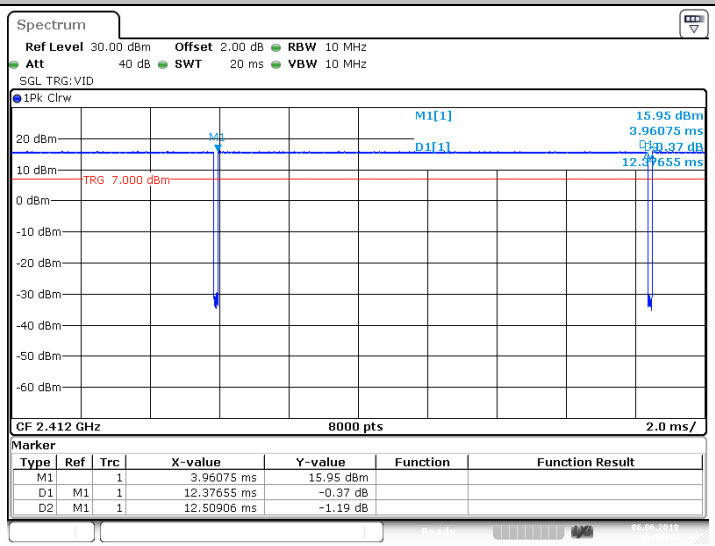

Date: 6.JUN.2019 16:50:52

11B_Ant1_2437

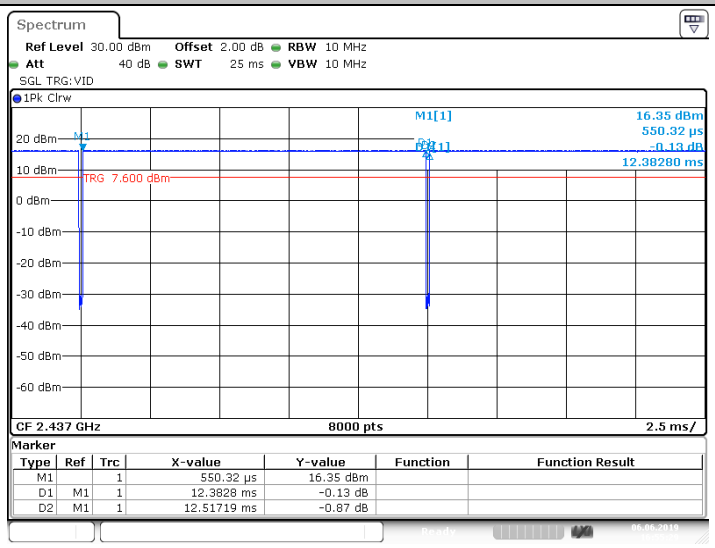

Date: 6.JUN.2019 16:55:29

11B_Ant1_2462

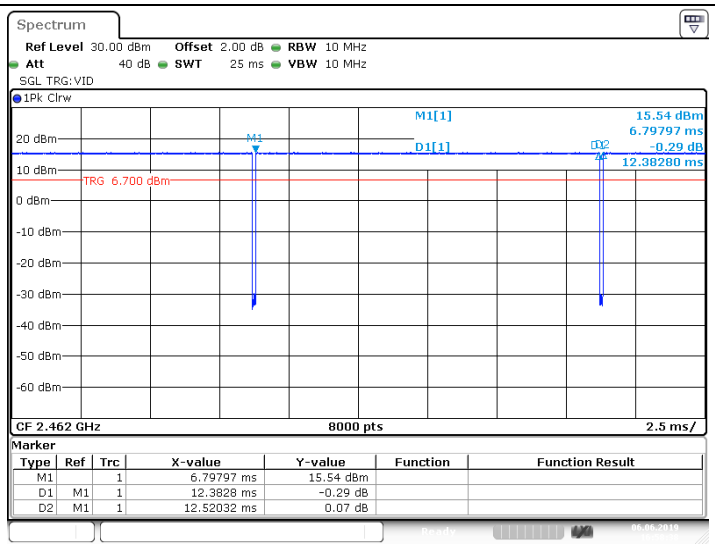

Date: 6.JUN.2019 16:58:37

11G_Ant1_2412

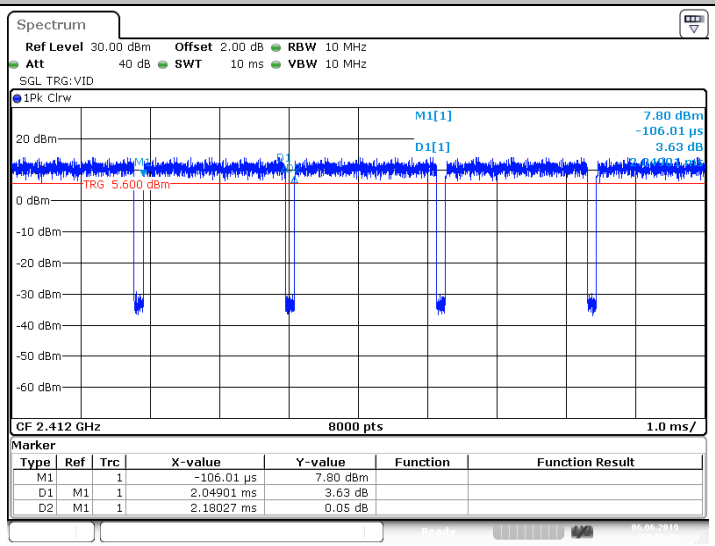

Date: 6.JUN.2019 17:05:41

11G_Ant1_2437

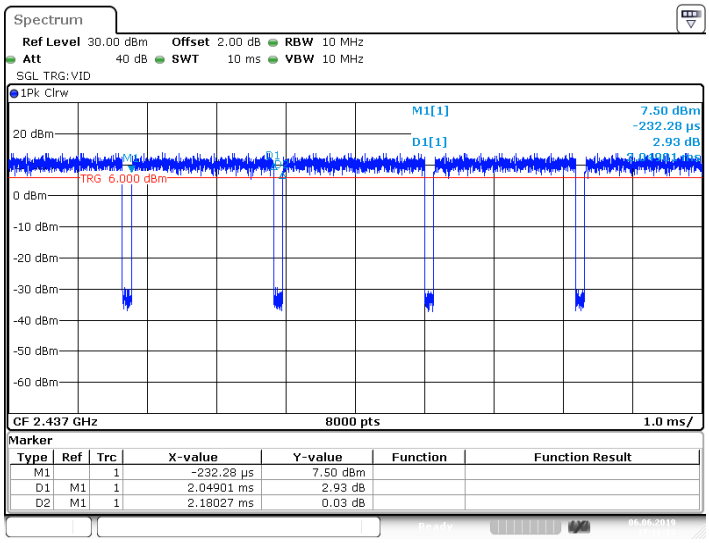

Date: 6.JUN.2019 17:16:12

11G_Ant1_2462

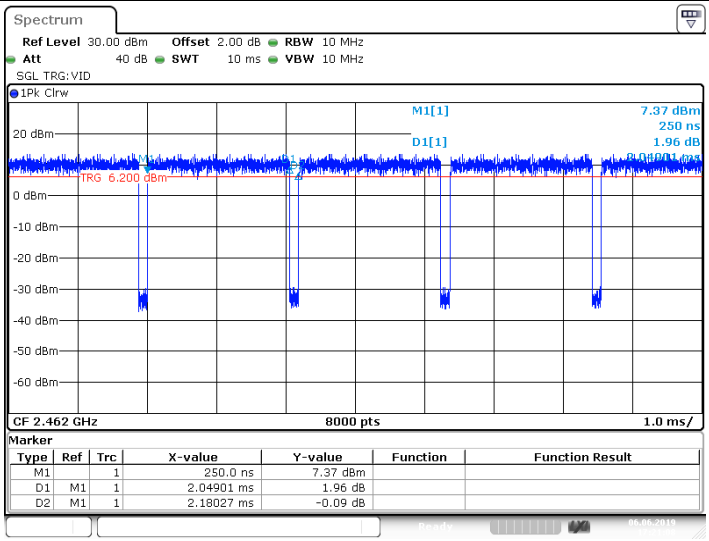

Date: 6.JUN.2019 17:21:08

11N20SISO_Ant1_2412

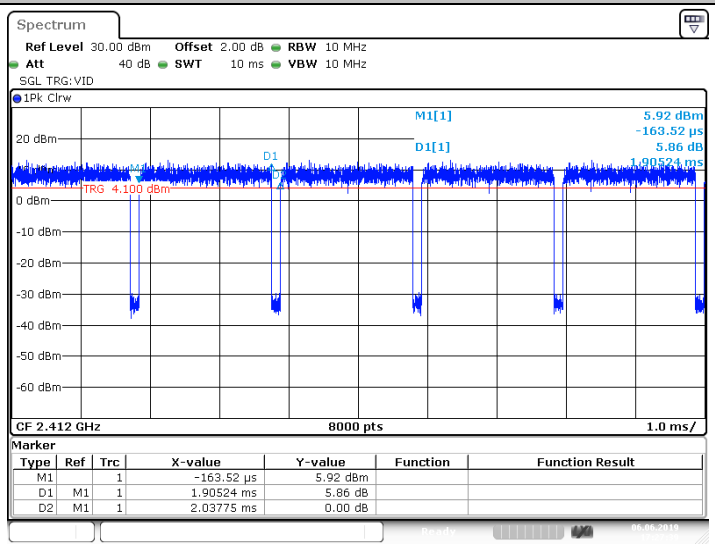

Date: 6.JUN.2019 17:27:38

11N20SISO_Ant1_2437

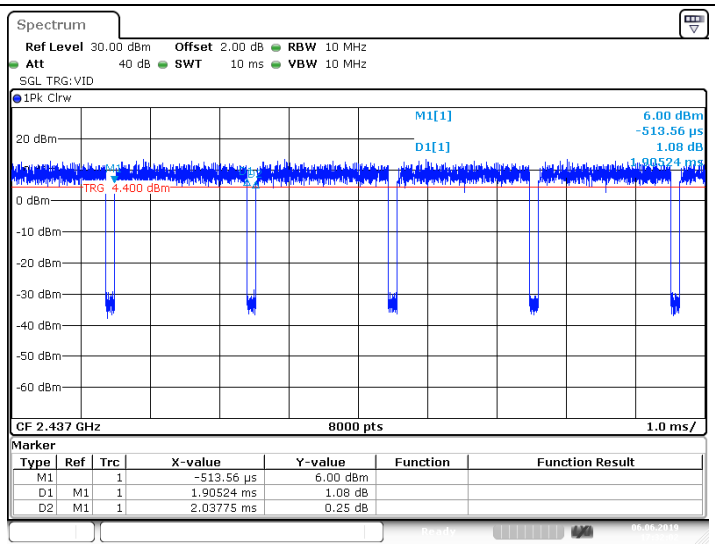

Date: 6.JUN.2019 17:32:02

11N20SISO_Ant1_2462

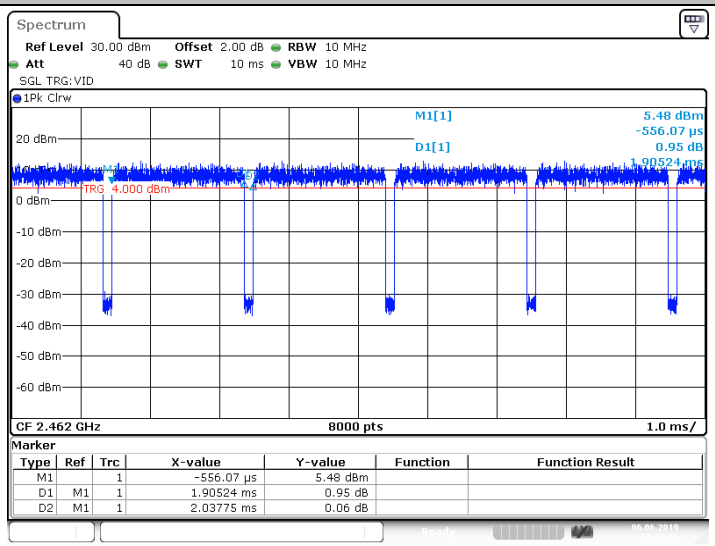

Date: 6.JUN.2019 17:35:06

11N40SISO_Ant1_2422

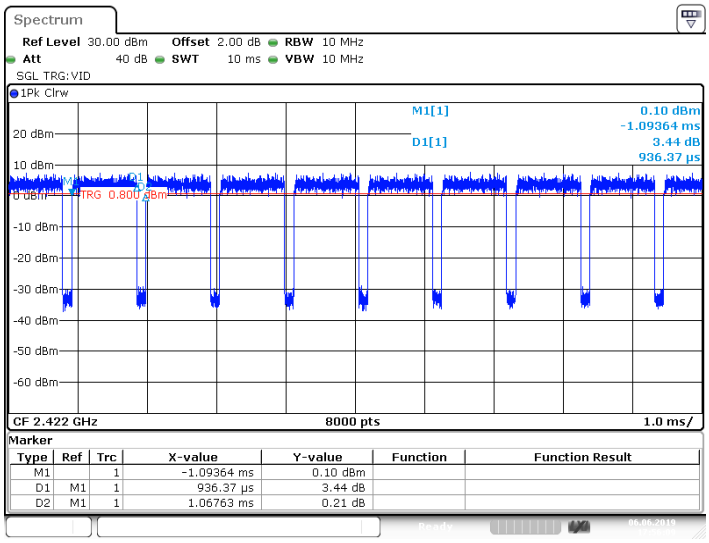

Date: 6.JUN.2019 17:56:09

11N40SISO_Ant1_2437

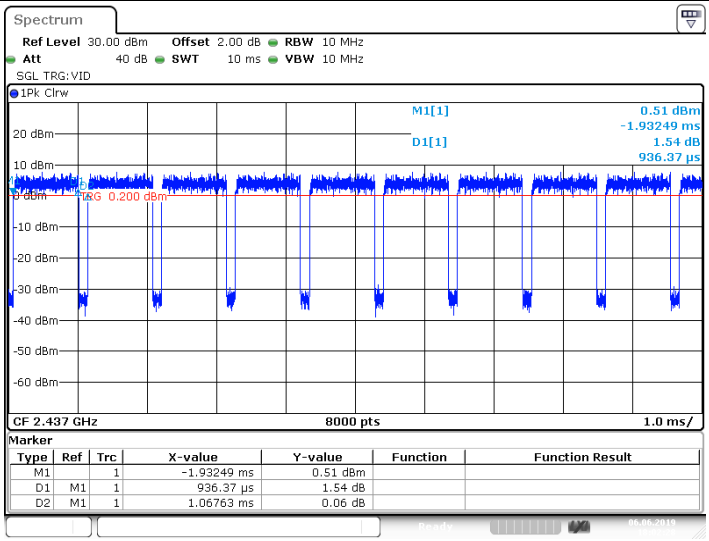

Date: 6.JUN.2019 18:02:28

11N40SISO_Ant1_2452

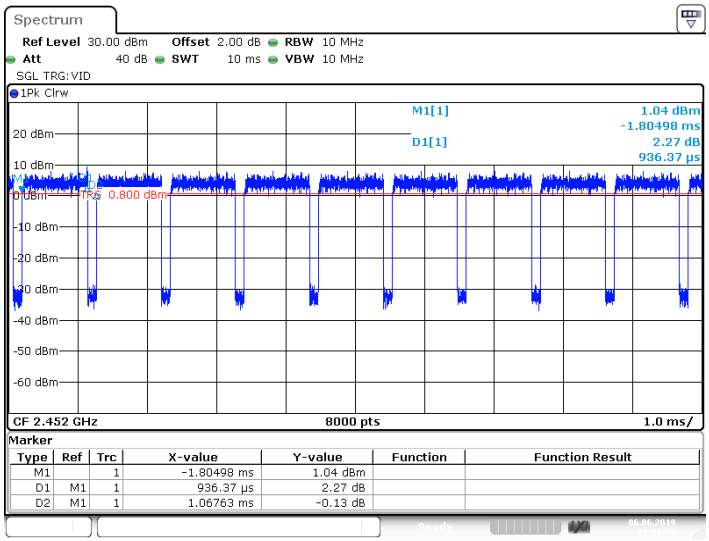

Date: 6.JUN.2019 18:06:25

Appendix H: Emissions in Restricted Bands

Test Result

TestMode	Antenna	ChName	Channel	Detector	Freq [MHz]	Result [dBm]	Limit [dBm]	Verdict
11B	Ant1	Low	2412	AV	2310.000	-57.78	<=-41.20	PASS
				AV	2390.000	-54.83	<=-41.20	PASS
				Peak	2310.000	-47.05	<=-21.20	PASS
				Peak	2390.000	-45.06	<=-21.20	PASS
		High	2462	AV	2483.500	-56.86	<=-41.20	PASS
				AV	2500.000	-56.85	<=-41.20	PASS
				Peak	2483.500	-46.79	<=-21.20	PASS
				Peak	2500.000	-46.26	<=-21.20	PASS
11G	Ant1	Low	2412	AV	2310.000	-59.64	<=-41.20	PASS
				AV	2390.000	-58.13	<=-41.20	PASS
				Peak	2310.000	-49.22	<=-21.20	PASS
				Peak	2390.000	-46.47	<=-21.20	PASS
		High	2462	AV	2483.500	-57.44	<=-41.20	PASS
				AV	2500.000	-58.28	<=-41.20	PASS
				Peak	2483.500	-50.3	<=-21.20	PASS
				Peak	2500.000	-50.55	<=-21.20	PASS
11N20SISO	Ant1	Low	2412	AV	2310.000	-59.78	<=-41.20	PASS
				AV	2390.000	-58.35	<=-41.20	PASS
				Peak	2310.000	-49.23	<=-21.20	PASS

				Peak	2390.000	-48.08	<=-21.20	PASS
		High	2462	AV	2483.500	-57.63	<=-41.20	PASS
				AV	2500.000	-58.32	<=-41.20	PASS
				Peak	2483.500	-47.09	<=-21.20	PASS
				Peak	2500.000	-46.88	<=-21.20	PASS
11N40SISO	Ant1	Low	2422	AV	2310.000	-59.6	<=-41.20	PASS
				AV	2390.000	-57.63	<=-41.20	PASS
				Peak	2310.000	-47.78	<=-21.20	PASS
				Peak	2390.000	-47.12	<=-21.20	PASS
		High	2452	AV	2483.500	-56.65	<=-41.20	PASS
				AV	2500.000	-57.79	<=-41.20	PASS
				Peak	2483.500	-46.15	<=-21.20	PASS
				Peak	2500.000	-47.24	<=-21.20	PASS

Note：

1. The Antenna Gain is compensated in the graph.
2. The limit in dBm for average detector is conversion from 54dBuV/m, according to 15.209(a). The limit in dBm for peak detector is 20dB above the limit of average detector in dBm.

Test Graphs

11B_Ant1_Low_2412_AV

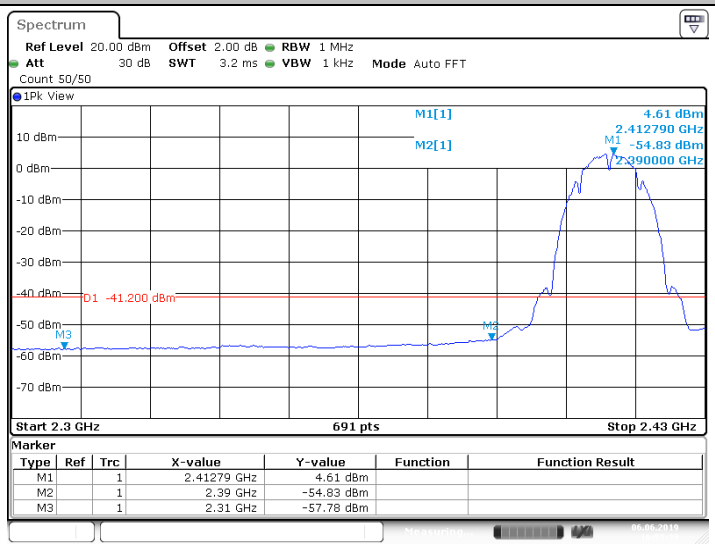

Date: 6.JUN.2019 16:53:39

11B_Ant1_Low_2412_Peak

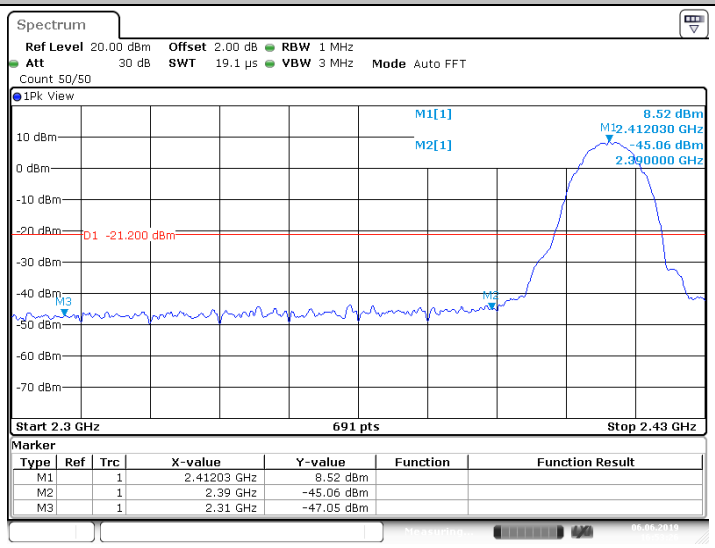

Date: 6.JUN.2019 16:53:26

11B_Ant1_High_2462_AV

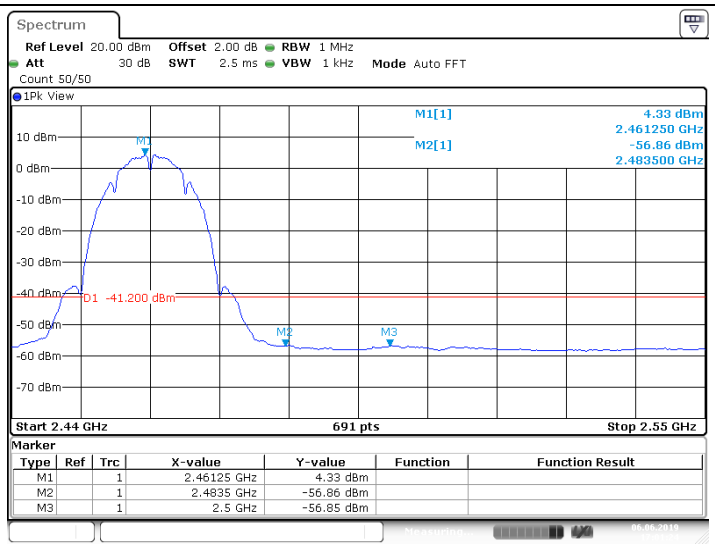

Date: 6.JUN.2019 17:01:24

11B_Ant1_High_2462_Peak

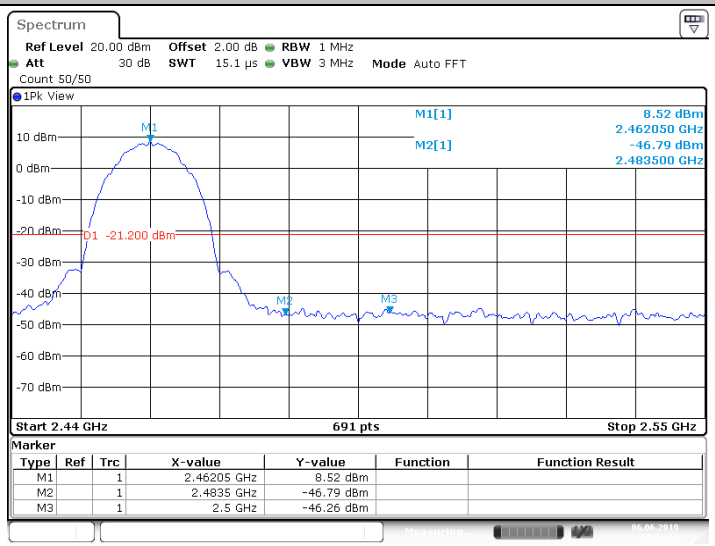

Date: 6.JUN.2019 17:01:11

11G_Ant1_Low_2412_AV

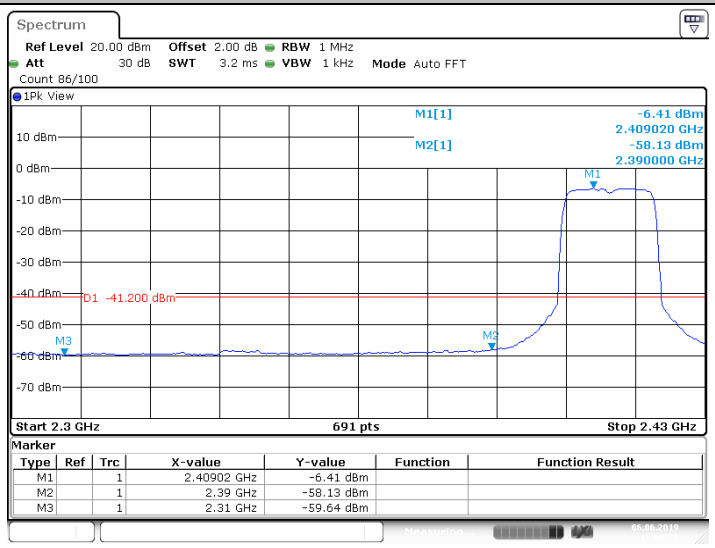

Date: 6.JUN.2019 17:08:28

11G_Ant1_Low_2412_Peak

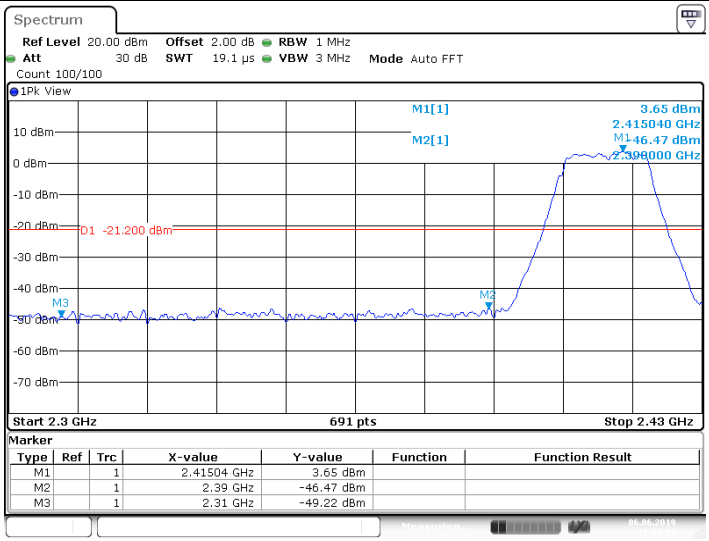

Date: 6.JUN.2019 17:08:15

11G_Ant1_High_2462_AV

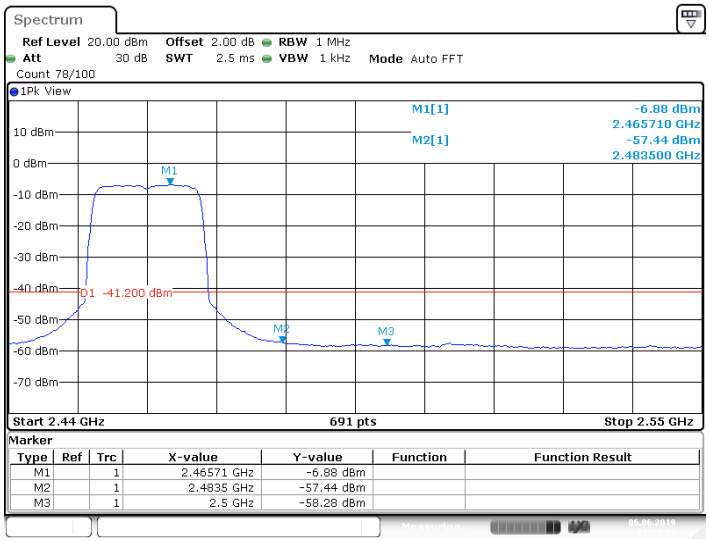

Date: 6.JUN.2019 17:23:55

11G_Ant1_High_2462_Peak

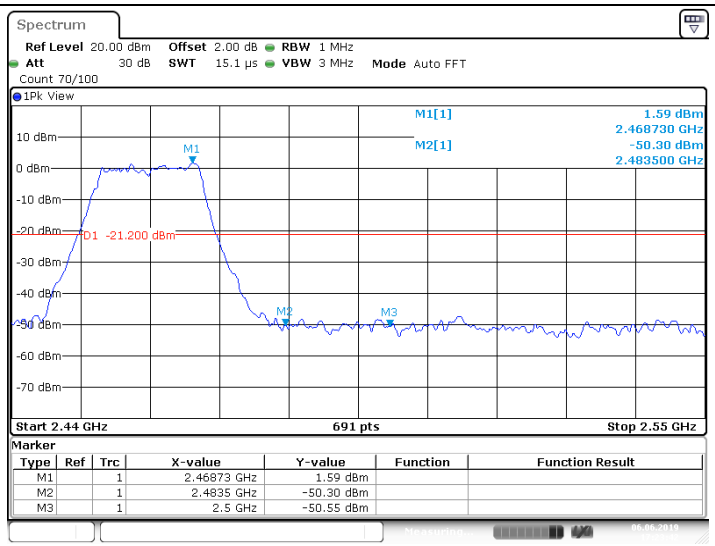

Date: 6.JUN.2019 17:23:42

11N20SISO_Ant1_Low_2412_AV

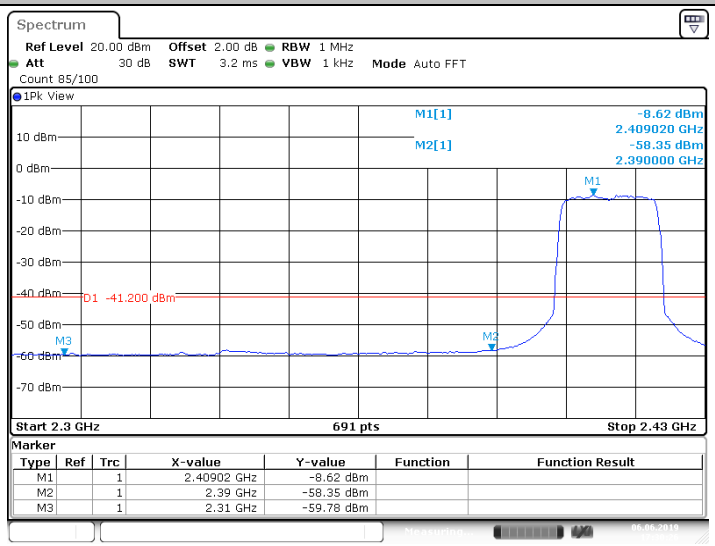

Date: 6.JUN.2019 17:30:25

11N20SISO_Ant1_Low_2412_Peak

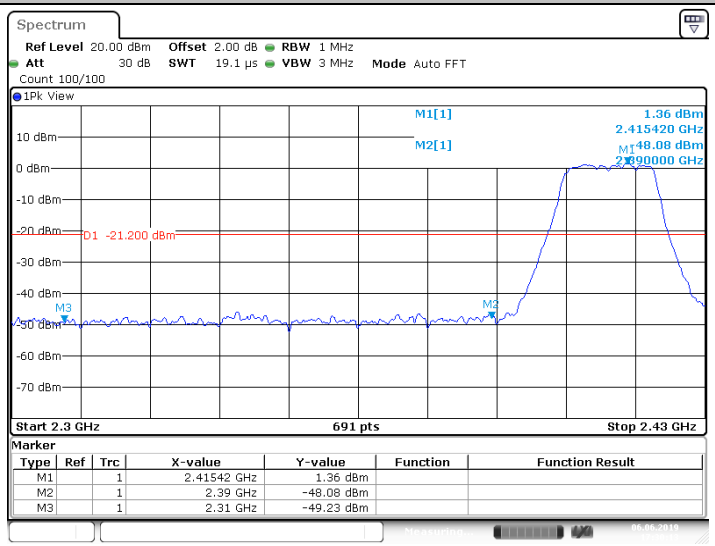

Date: 6.JUN.2019 17:30:12

11N20SISO_Ant1_High_2462_AV

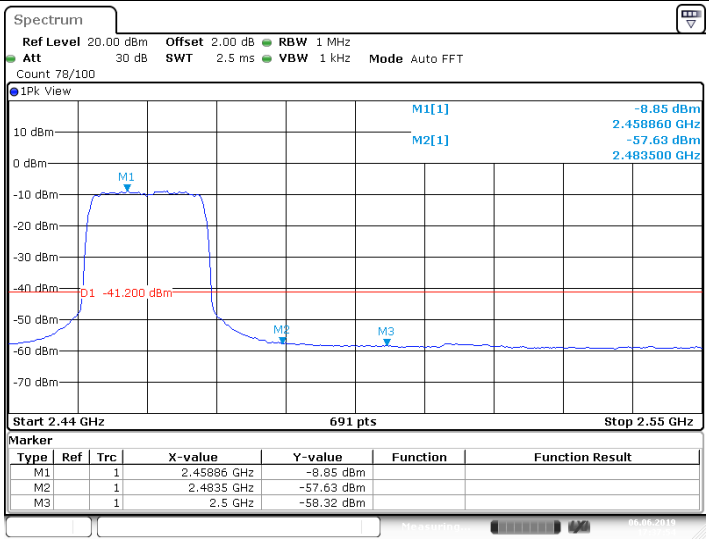

Date: 6.JUN.2019 17:37:54

11N20SISO_Ant1_High_2462_Peak

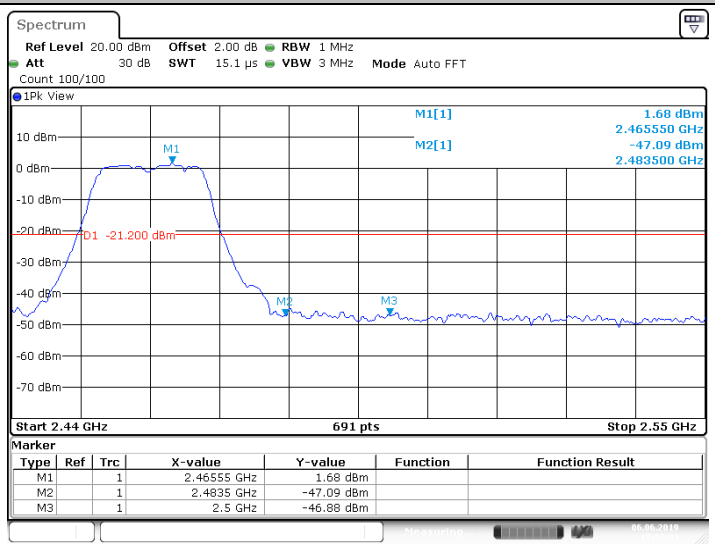

Date: 6.JUN.2019 17:37:40

11N40SISO_Ant1_Low_2422_AV

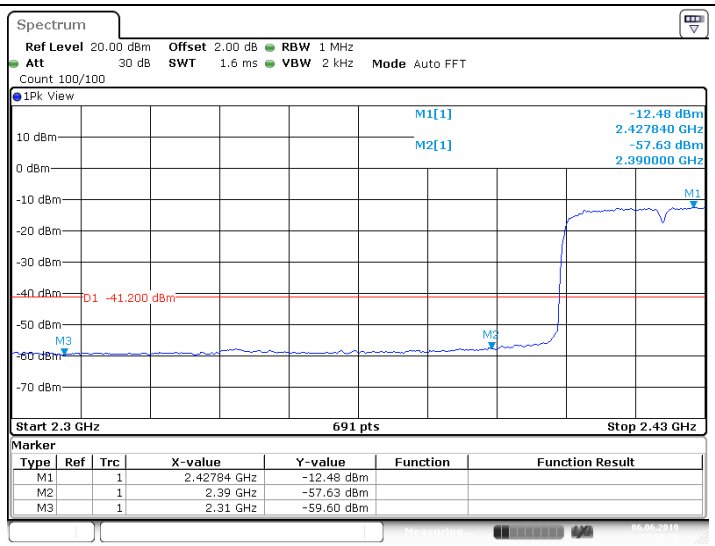

Date: 6.JUN.2019 17:58:56

11N40SISO_Ant1_Low_2422_Peak

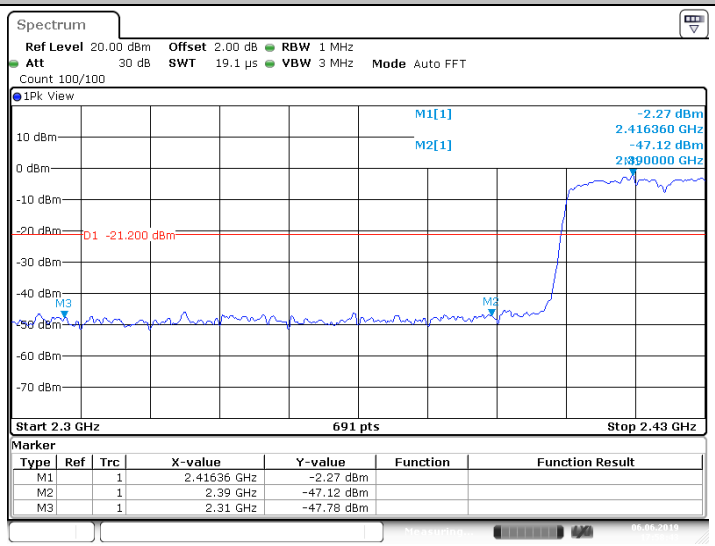

Date: 6.JUN.2019 17:58:43

11N40SISO_Ant1_High_2452_AV

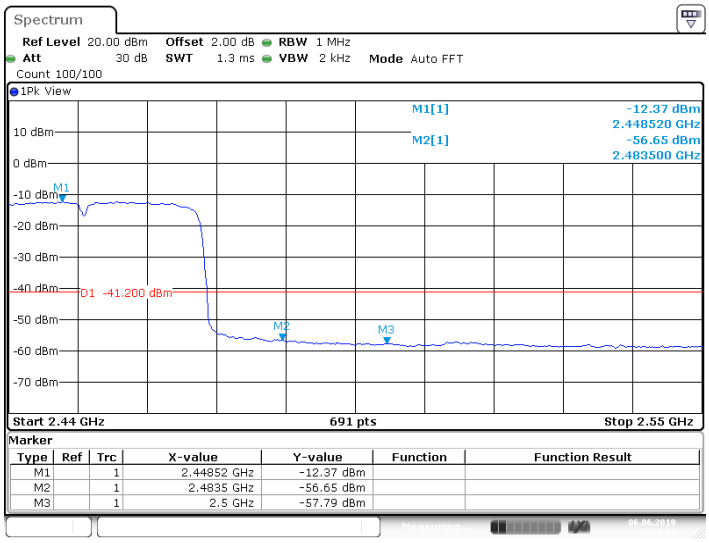

Date: 6.JUN.2019 18:09:11

11N40SISO_Ant1_High_2452_Peak

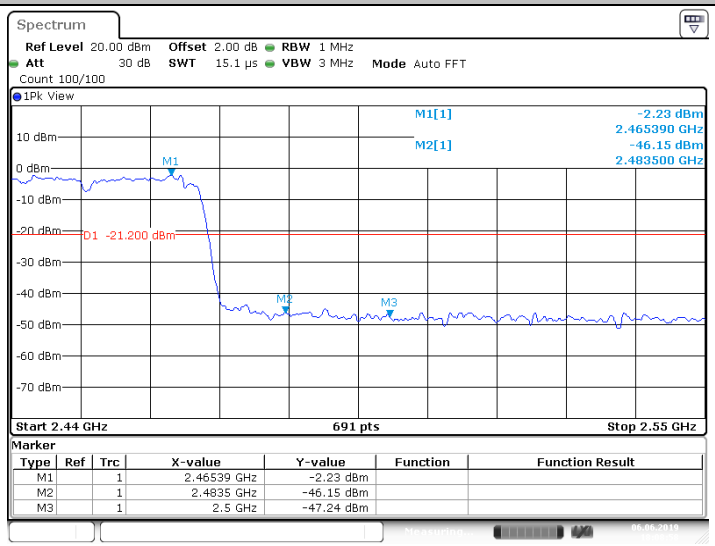

Marker

Type	Ref	Trc	X-value	Y-value	Function	Function Result
M1		1	2.46539 GHz	-2.23 dBm		
M2		1	2.4835 GHz	-46.15 dBm		
M3		1	2.5 GHz	-47.24 dBm		

Date: 6.JUN.2019 18:08:58