Date: 2021-06-28

Place of testing: HUAWEI SAR/HAC Lab

WKG-LX9 LTE Band 26 15M QPSK 50%RB 0 Offset 26965CH Back Side 10mm-Second antenna

DUT: WKG-LX9; Type: Smart Phone; Serial: DASY5

Communication System: UID 0, LTE-FDD (SC-FDMA, 15MHz, QPSK/16-QAM) (0); Frequency: 841.5 MHz;Duty Cycle: 1:1
Medium parameters used (interpolated): f = 841.5 MHz; σ = 0.936 S/m; ε_r = 40.615; ρ = 1000 kg/m^3
Phantom section: Flat Section

DASY Configuration:

- Probe: EX3DV4 - SN3736; ConvF(8.8, 8.8, 8.8) @ 841.5 MHz; Calibrated: 2021-03-03
- Sensor-Surface: 1.4mm (Mechanical Surface Detection), z = 1.0, 31.0
- Electronics: DAE4 Sn1531; Calibrated: 2021-02-24
- Phantom: SAM7; Type: SAM; Serial: 1594
- DASY52 52.10.4(1527); SEMCAD X 14.6.14(7483)

Configuration/Body/Area Scan (9x15x1): Measurement grid: dx=15mm, dy=15mm

Info: Interpolated medium parameters used for SAR evaluation.
Maximum value of SAR (measured) = 0.280 W/kg

Configuration/Body/Zoom Scan (5x5x7)/Cube 0: Measurement grid: dx=8mm, dy=8mm, dz=5mm
Reference Value = 9.577 V/m; Power Drift = -0.07 dB
Peak SAR (extrapolated) = 0.355 W/kg
SAR(1 g) = 0.212 W/kg; SAR(10 g) = 0.139 W/kg
Smallest distance from peaks to all points 3 dB below = 16 mm
Ratio of SAR at M2 to SAR at M1 = 58.1%

Info: Interpolated medium parameters used for SAR evaluation.
Maximum value of SAR (measured) = 0.293 W/kg

Configuration/Body/Zoom Scan (5x5x7)/Cube 1: Measurement grid: dx=8mm, dy=8mm, dz=5mm
Reference Value = 9.577 V/m; Power Drift = -0.07 dB
Peak SAR (extrapolated) = 0.356 W/kg
SAR(1 g) = 0.176 W/kg; SAR(10 g) = 0.097 W/kg
Smallest distance from peaks to all points 3 dB below = 9.7 mm
Ratio of SAR at M2 to SAR at M1 = 50.1%

Info: Interpolated medium parameters used for SAR evaluation.

Maximum value of SAR (measured) = 0.292 W/kg

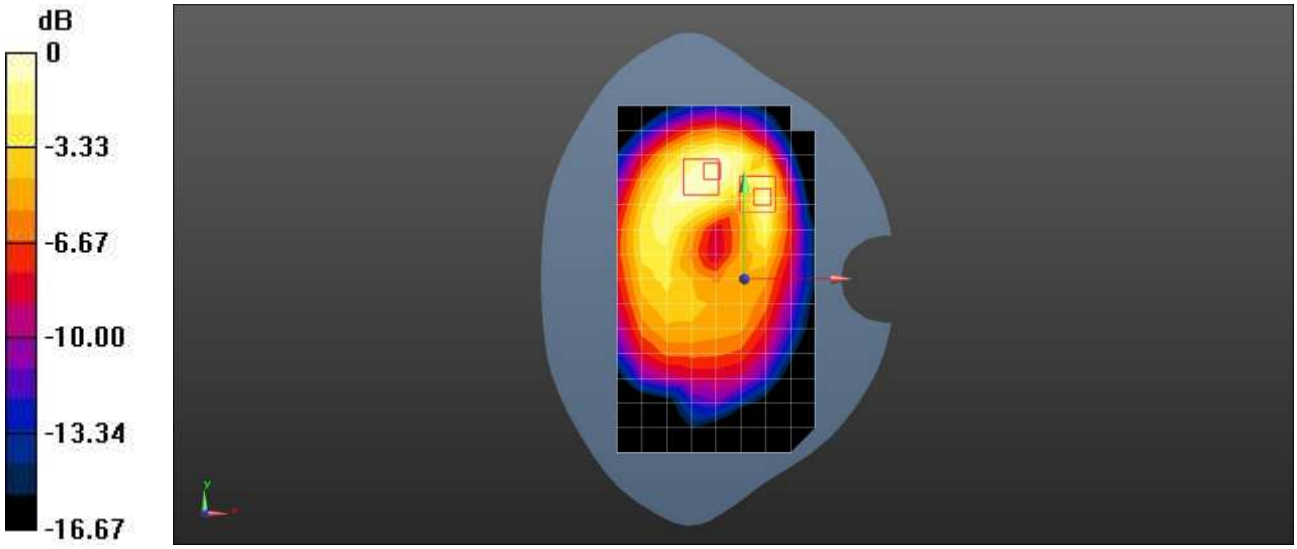

0 dB = 0.292 W/kg = -5.35 dBW/kg

Date: 2021-06-28

Place of testing: HUAWEI SAR/HAC Lab

WKG-LX9 LTE Band 26 15M QPSK 50%RB 0 Offset 26965CH Back Side 10mm-Main antenna

DUT: WKG-LX9; Type: Smart Phone; Serial: DASY5

Communication System: UID 0, LTE-FDD (SC-FDMA, 15MHz, QPSK/16-QAM) (0); Frequency: 841.5 MHz;Duty Cycle: 1:1
Medium parameters used (interpolated): f = 841.5 MHz; σ = 0.936 S/m; ε_r = 40.615; ρ = 1000 kg/m^3
Phantom section: Flat Section

DASY Configuration:

- Probe: EX3DV4 - SN3736; ConvF(8.8, 8.8, 8.8) @ 841.5 MHz; Calibrated: 2021-03-03
- Sensor-Surface: 1.4mm (Mechanical Surface Detection), z = 1.0, 31.0
- Electronics: DAE4 Sn1531; Calibrated: 2021-02-24
- Phantom: SAM7; Type: SAM; Serial: 1594
- DASY52 52.10.4(1527); SEMCAD X 14.6.14(7483)

Configuration/Body/Area Scan (9x15x1): Measurement grid: dx=15mm, dy=15mm

Info: Interpolated medium parameters used for SAR evaluation.
Maximum value of SAR (measured) = 0.478 W/kg

Configuration/Body/Zoom Scan (5x5x7)/Cube 0: Measurement grid: dx=8mm, dy=8mm, dz=5mm
Reference Value = 17.25 V/m; Power Drift = -0.12 dB
Peak SAR (extrapolated) = 0.601 W/kg
SAR(1 g) = 0.341 W/kg; SAR(10 g) = 0.204 W/kg
Smallest distance from peaks to all points 3 dB below = 12.2 mm
Ratio of SAR at M2 to SAR at M1 = 58.2%

Info: Interpolated medium parameters used for SAR evaluation.
Maximum value of SAR (measured) = 0.491 W/kg

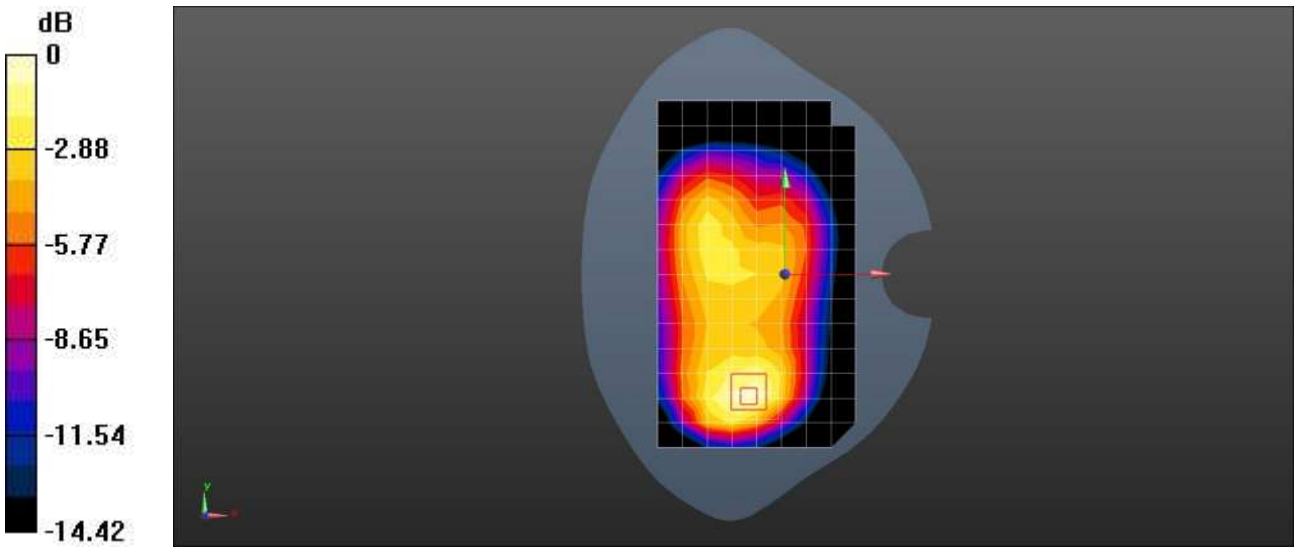

0 dB = 0.491 W/kg = -3.09 dBW/kg

Date: 2021-07-03

Place of testing: HUAWEI SAR/HAC Lab

WKG-LX9 LTE Band 66 20M QPSK 1RB 50 Offset 132322CH Left Cheek-Second Antenna

DUT: WKG-LX9; Type: Smart Phone; Serial: DASY3

Communication System: UID 0, LTE-FDD (SC-FDMA, 20MHz, QPSK/16-QAM) (0); Frequency: 1745 MHz;Duty Cycle: 1:1
Medium parameters used: f = 1745 MHz; σ = 1.316 S/m; ε_r = 38.856; ρ = 1000 kg/m^3

Phantom section: Left Section

DASY Configuration:

- Probe: EX3DV4 - SN7381; ConvF(8.72, 8.72, 8.72) @ 1745 MHz; Calibrated: 2020-11-30
- Sensor-Surface: 1.4mm (Mechanical Surface Detection), z = 1.0, 31.0
- Electronics: DAE4 Sn1235; Calibrated: 2020-11-27
- Phantom: SAM1; Type: SAM; Serial: 1475
- DASY52 52.10.4(1527); SEMCAD X 14.6.14(7483)

Configuration/Head/Area Scan (9x14x1): Measurement grid: dx=15mm, dy=15mm
Maximum value of SAR (measured) = 0.0166 W/kg

Configuration/Head/Zoom Scan (6x6x7)/Cube 0: Measurement grid: dx=8mm, dy=8mm, dz=5mm
Reference Value = 1.296 V/m; Power Drift = 0.12 dB
Peak SAR (extrapolated) = 0.0190 W/kg
SAR(1 g) = 0.014 W/kg; SAR(10 g) = 0.011 W/kg
Smallest distance from peaks to all points 3 dB below: Larger than measurement grid
Ratio of SAR at M2 to SAR at M1 = 76.5%

Maximum value of SAR (measured) = 0.0174 W/kg



0 dB = 0.0174 W/kg = -17.59 dBW/kg

Date: 2021-07-03

Place of testing: HUAWEI SAR/HAC Lab

WKG-LX9 LTE Band 66 20M QPSK 50%RB 0 Offset 132322CH Right Tilt with Battery2-Main Antenna

DUT: WKG-LX9; Type: Smart Phone; Serial: DASY3

Communication System: UID 0, LTE-FDD (SC-FDMA, 20MHz, QPSK/16-QAM) (0); Frequency: 1745 MHz;Duty Cycle: 1:1
Medium parameters used: f = 1745 MHz; σ = 1.316 S/m; ε_r = 38.856; ρ = 1000 kg/m^3

Phantom section: Right Section

DASY Configuration:

- Probe: EX3DV4 - SN7381; ConvF(8.72, 8.72, 8.72) @ 1745 MHz; Calibrated: 2020-11-30
- Sensor-Surface: 1.4mm (Mechanical Surface Detection), z = 1.0, 31.0
- Electronics: DAE4 Sn1235; Calibrated: 2020-11-27
- Phantom: SAM1; Type: SAM; Serial: 1475
- DASY52 52.10.4(1527); SEMCAD X 14.6.14(7483)

Configuration/Head/Area Scan (9x14x1): Measurement grid: dx=15mm, dy=15mm
Maximum value of SAR (measured) = 0.627 W/kg

Configuration/Head/Zoom Scan (5x5x7)/Cube 0: Measurement grid: dx=8mm, dy=8mm, dz=5mm
Reference Value = 19.70 V/m; Power Drift = -0.06 dB
Peak SAR (extrapolated) = 1.25 W/kg
SAR(1 g) = 0.669 W/kg; SAR(10 g) = 0.363 W/kg
Smallest distance from peaks to all points 3 dB below = 9.6 mm
Ratio of SAR at M2 to SAR at M1 = 53.8%
Maximum value of SAR (measured) = 1.06 W/kg

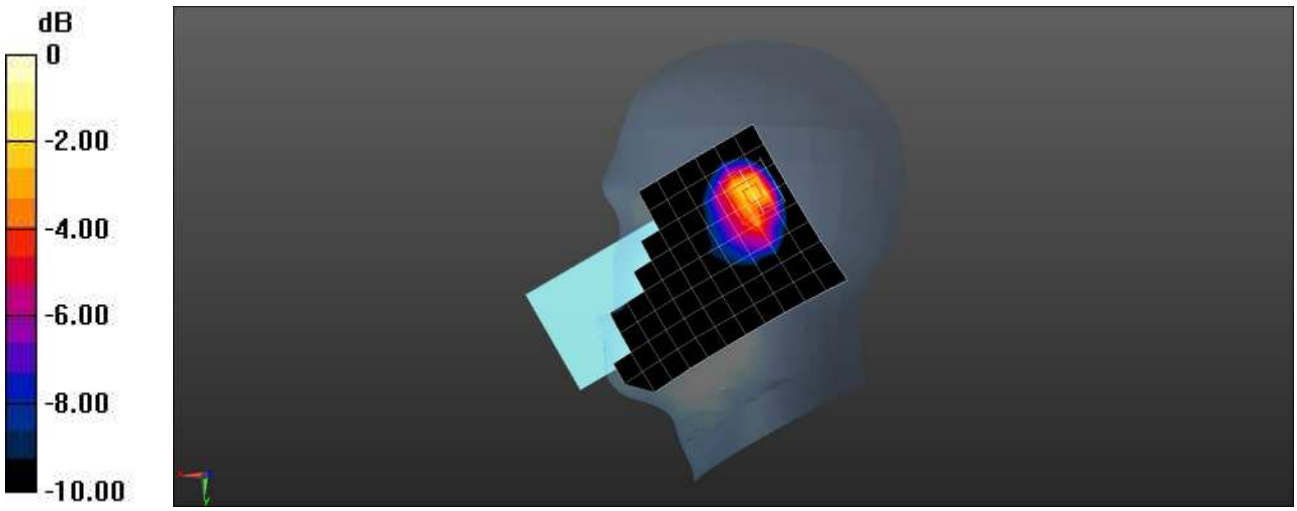

0 dB = 1.06 W/kg = 0.25 dBW/kg

Date: 2021-07-03

Place of testing: HUAWEI SAR/HAC Lab

WKG-LX9 LTE Band 66 20M QPSK 50%RB 50 Offset 132072CH Back Side 15mm-Second Antenna

DUT: WKG-LX9; Type: Smart Phone; Serial: DASY3

Communication System: UID 0, LTE-FDD (SC-FDMA, 20MHz, QPSK/16-QAM) (0); Frequency: 1720 MHz;Duty Cycle: 1:1
Medium parameters used: f = 1720 MHz; σ = 1.303 S/m; ε_r = 38.873; ρ = 1000 kg/m^3

Phantom section: Flat Section

DASY Configuration:

- Probe: EX3DV4 - SN7381; ConvF(8.72, 8.72, 8.72) @ 1720 MHz; Calibrated: 2020-11-30
- Sensor-Surface: 1.4mm (Mechanical Surface Detection), z = 1.0, 31.0
- Electronics: DAE4 Sn1235; Calibrated: 2020-11-27
- Phantom: SAM1; Type: SAM; Serial: 1475
- DASY52 52.10.4(1527); SEMCAD X 14.6.14(7483)

Configuration/Body/Area Scan (9x14x1): Measurement grid: dx=15mm, dy=15mm
Maximum value of SAR (measured) = 0.0474 W/kg

Configuration/Body/Zoom Scan (5x5x7)/Cube 0: Measurement grid: dx=8mm, dy=8mm, dz=5mm
Reference Value = 2.412 V/m; Power Drift = -0.08 dB
Peak SAR (extrapolated) = 0.0870 W/kg
SAR(1 g) = 0.053 W/kg; SAR(10 g) = 0.030 W/kg
Smallest distance from peaks to all points 3 dB below: Larger than measurement grid
Ratio of SAR at M2 to SAR at M1 = 63.7%
Maximum value of SAR (measured) = 0.0756 W/kg

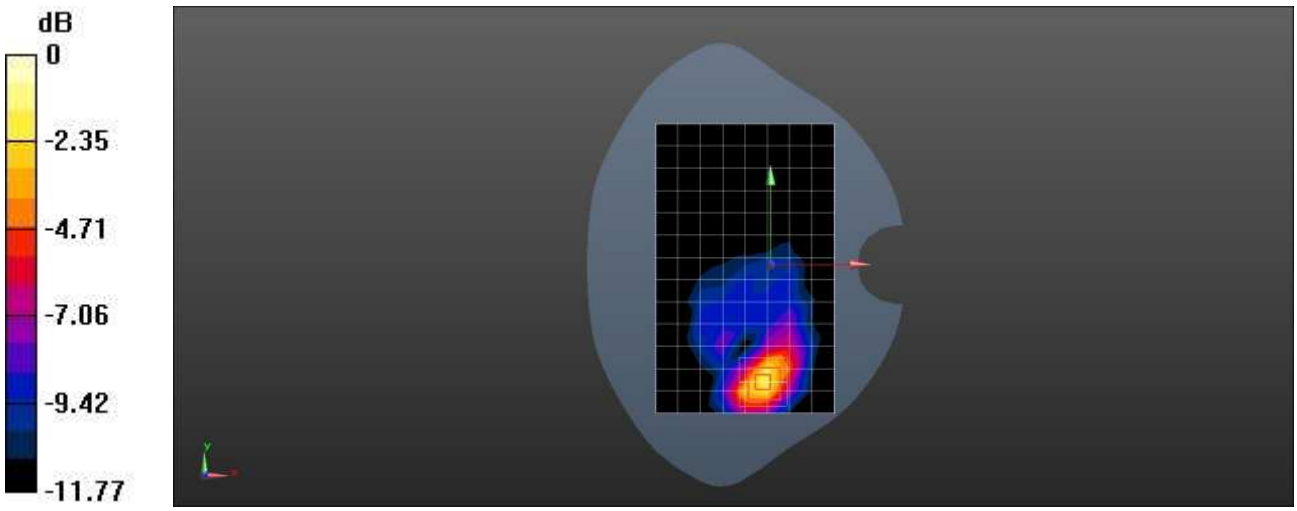

0 dB = 0.0756 W/kg = -11.22 dBW/kg

Date: 2021-07-03

Place of testing: HUAWEI SAR/HAC Lab

WKG-LX9 LTE Band 66 20M QPSK 50%RB 50 Offset 132072CH Back Side 15mm with Battery3-Main Antenna

DUT: WKG-LX9; Type: Smart Phone; Serial: DASY3

Communication System: UID 0, LTE-FDD (SC-FDMA, 20MHz, QPSK/16-QAM) (0); Frequency: 1720 MHz;Duty Cycle: 1:1
Medium parameters used: f = 1720 MHz; σ = 1.303 S/m; ε_r = 38.873; ρ = 1000 kg/m^3

Phantom section: Flat Section

DASY Configuration:

- Probe: EX3DV4 - SN7381; ConvF(8.72, 8.72, 8.72) @ 1720 MHz; Calibrated: 2020-11-30
- Sensor-Surface: 1.4mm (Mechanical Surface Detection), z = 1.0, 31.0
- Electronics: DAE4 Sn1235; Calibrated: 2020-11-27
- Phantom: SAM1; Type: SAM; Serial: 1475
- DASY52 52.10.4(1527); SEMCAD X 14.6.14(7483)

Configuration/Body/Area Scan (9x14x1): Measurement grid: dx=15mm, dy=15mm
Maximum value of SAR (measured) = 0.550 W/kg

Configuration/Body/Zoom Scan (5x5x7)/Cube 0: Measurement grid: dx=8mm, dy=8mm, dz=5mm
Reference Value = 9.177 V/m; Power Drift = -0.05 dB
Peak SAR (extrapolated) = 0.591 W/kg
SAR(1 g) = 0.364 W/kg; SAR(10 g) = 0.221 W/kg
Smallest distance from peaks to all points 3 dB below = 12.5 mm
Ratio of SAR at M2 to SAR at M1 = 61.7%
Maximum value of SAR (measured) = 0.510 W/kg

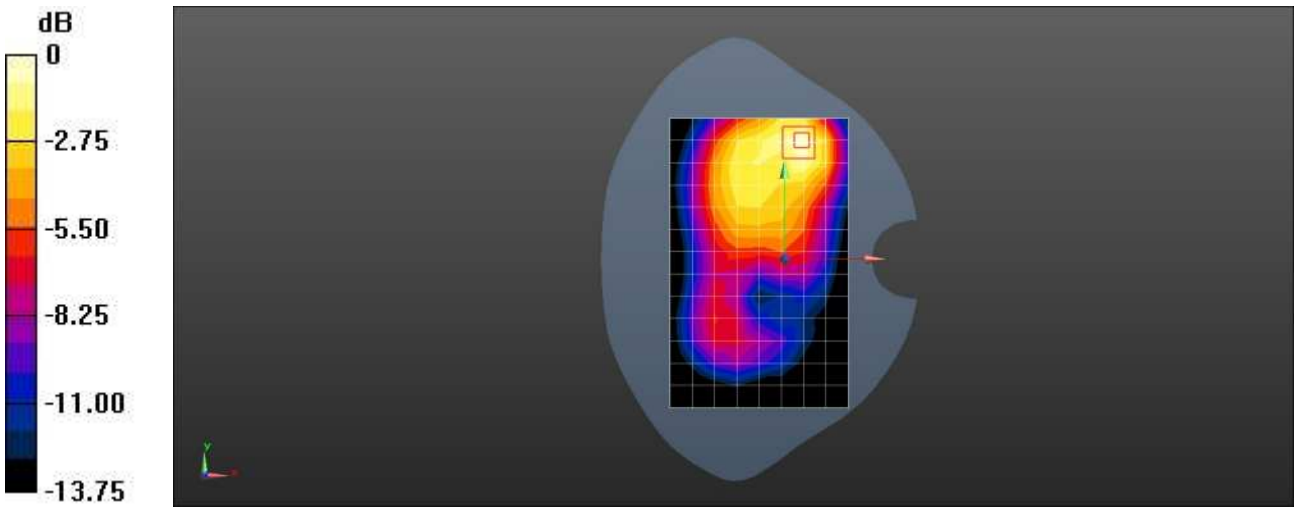

0 dB = 0.510 W/kg = -2.93 dBW/kg

Date: 2021-07-03

Place of testing: HUAWEI SAR/HAC Lab

WKG-LX9 LTE Band 66 20M QPSK 1RB 50 Offset 132322CH Bottom Side 10mm with Battery3-Second Antenna

DUT: WKG-LX9; Type: Smart Phone; Serial: DASY3

Communication System: UID 0, LTE-FDD (SC-FDMA, 20MHz, QPSK/16-QAM) (0); Frequency: 1745 MHz;Duty Cycle: 1:1
Medium parameters used: f = 1745 MHz; σ = 1.316 S/m; ε_r = 38.856; ρ = 1000 kg/m^3

Phantom section: Flat Section

DASY Configuration:

- Probe: EX3DV4 - SN7381; ConvF(8.72, 8.72, 8.72) @ 1745 MHz; Calibrated: 2020-11-30
- Sensor-Surface: 1.4mm (Mechanical Surface Detection), z = 1.0, 31.0
- Electronics: DAE4 Sn1235; Calibrated: 2020-11-27
- Phantom: SAM1; Type: SAM; Serial: 1475
- DASY52 52.10.4(1527); SEMCAD X 14.6.14(7483)

Configuration/Body/Area Scan (5x9x1): Measurement grid: dx=15mm, dy=15mm
Maximum value of SAR (measured) = 0.246 W/kg

Configuration/Body/Zoom Scan (5x5x7)/Cube 0: Measurement grid: dx=8mm, dy=8mm, dz=5mm
Reference Value = 9.418 V/m; Power Drift = -0.09 dB
Peak SAR (extrapolated) = 0.297 W/kg
SAR(1 g) = 0.161 W/kg; SAR(10 g) = 0.081 W/kg
Smallest distance from peaks to all points 3 dB below = 8 mm
Ratio of SAR at M2 to SAR at M1 = 57.7%
Maximum value of SAR (measured) = 0.247 W/kg

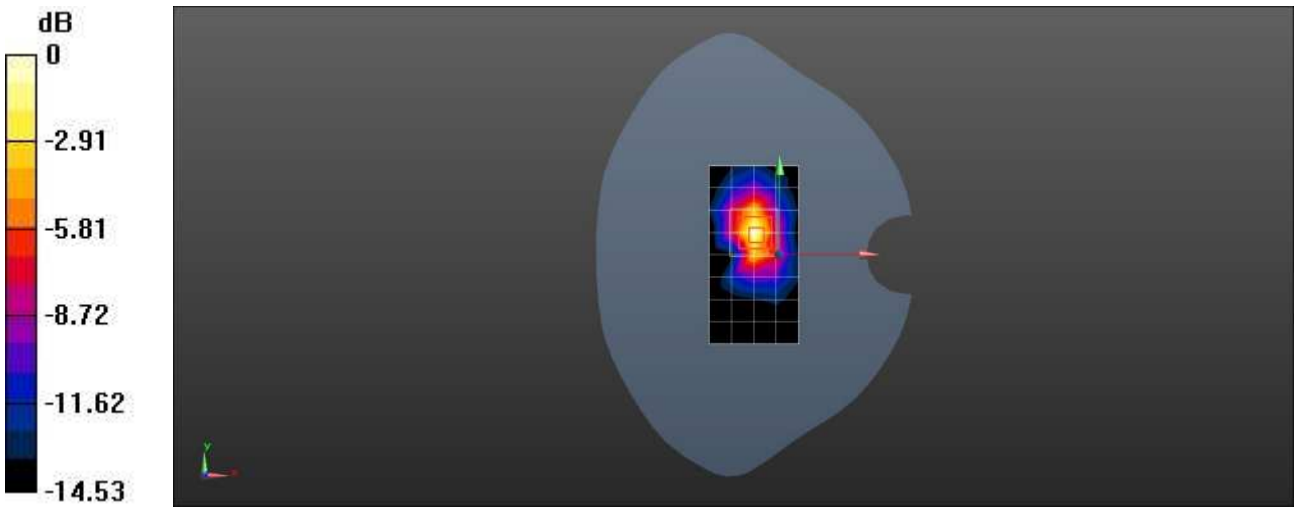

0 dB = 0.247 W/kg = -6.08 dBW/kg

Date: 2021-07-03

Place of testing: HUAWEI SAR/HAC Lab

WKG-LX9 LTE Band 66 20M QPSK 50%RB 0 Offset 132322CH Back Side 10mm with Battery3-Main Antenna

DUT: WKG-LX9; Type: Smart Phone; Serial: DASY3

Communication System: UID 0, LTE-FDD (SC-FDMA, 20MHz, QPSK/16-QAM) (0); Frequency: 1745 MHz;Duty Cycle: 1:1
Medium parameters used: f = 1745 MHz; σ = 1.316 S/m; ε_r = 38.856; ρ = 1000 kg/m^3

Phantom section: Flat Section

DASY Configuration:

- Probe: EX3DV4 - SN7381; ConvF(8.72, 8.72, 8.72) @ 1745 MHz; Calibrated: 2020-11-30
- Sensor-Surface: 1.4mm (Mechanical Surface Detection), z = 1.0, 31.0
- Electronics: DAE4 Sn1235; Calibrated: 2020-11-27
- Phantom: SAM1; Type: SAM; Serial: 1475
- DASY52 52.10.4(1527); SEMCAD X 14.6.14(7483)

Configuration/Body/Area Scan (9x14x1): Measurement grid: dx=15mm, dy=15mm
Maximum value of SAR (measured) = 0.543 W/kg

Configuration/Body/Zoom Scan (5x5x7)/Cube 0: Measurement grid: dx=8mm, dy=8mm, dz=5mm
Reference Value = 8.771 V/m; Power Drift = -0.12 dB
Peak SAR (extrapolated) = 0.649 W/kg
SAR(1 g) = 0.374 W/kg; SAR(10 g) = 0.219 W/kg
Smallest distance from peaks to all points 3 dB below = 10.7 mm
Ratio of SAR at M2 to SAR at M1 = 58.3%
Maximum value of SAR (measured) = 0.523 W/kg

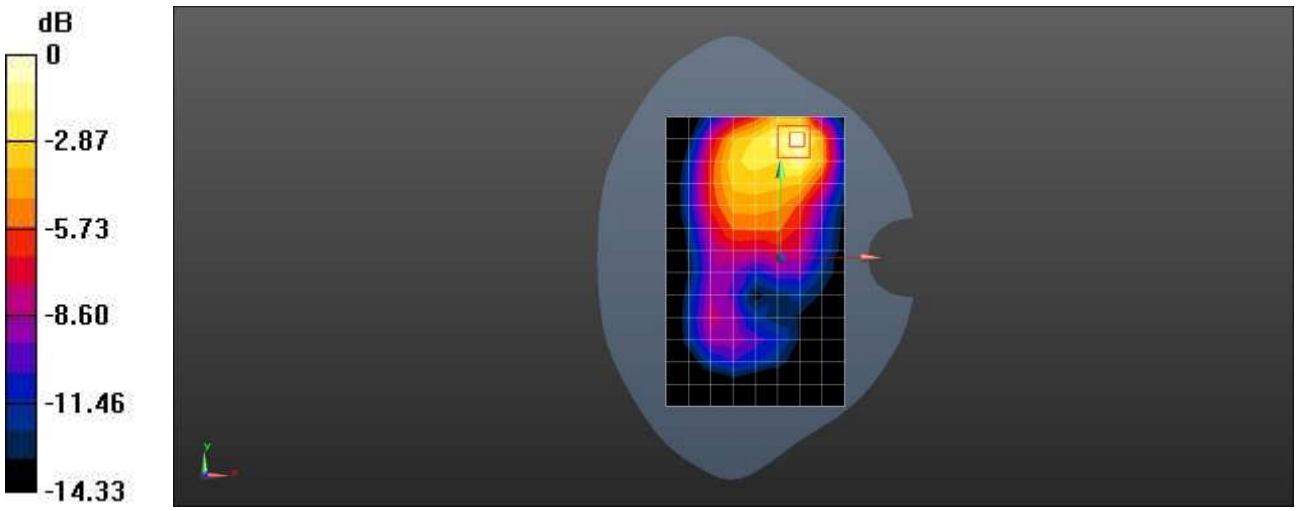

0 dB = 0.523 W/kg = -2.81 dBW/kg

Date: 2021-07-01

Place of testing: HUAWEI SAR/HAC Lab

WKG-LX9 LTE Band 41 20M QPSK 1RB 50 Offset 40940CH Left Cheek-Second Antenna

DUT: WKG-LX9; Type: Smart Phone; Serial: DASY3

Communication System: UID 0, LTE-TDD (SC-FDMA, 20MHz, QPSK/16-QAM) (0); Frequency: 2625 MHz;Duty Cycle: 1:1.57906
Medium parameters used (interpolated): f = 2625 MHz; σ = 1.943 S/m; ε_r = 37.504; ρ = 1000 kg/m^3
Phantom section: Left Section

DASY Configuration:

- Probe: EX3DV4 - SN7381; ConvF(7.8, 7.8, 7.8) @ 2625 MHz; Calibrated: 2020-11-30
- Sensor-Surface: 1.4mm (Mechanical Surface Detection), z = 1.0, 31.0
- Electronics: DAE4 Sn1235; Calibrated: 2020-11-27
- Phantom: SAM1; Type: SAM; Serial: 1475
- DASY52 52.10.4(1527); SEMCAD X 14.6.14(7483)

Configuration/Head/Area Scan (10x17x1): Measurement grid: dx=12mm, dy=12mm

Info: Interpolated medium parameters used for SAR evaluation.
Maximum value of SAR (measured) = 0.0799 W/kg

Configuration/Head/Zoom Scan (7x7x7)/Cube 0: Measurement grid: dx=5mm, dy=5mm, dz=5mm
Reference Value = 6.638 V/m; Power Drift = -0.02 dB
Peak SAR (extrapolated) = 0.107 W/kg
SAR(1 g) = 0.061 W/kg; SAR(10 g) = 0.037 W/kg
Smallest distance from peaks to all points 3 dB below: Larger than measurement grid
Ratio of SAR at M2 to SAR at M1 = 59.3%

Info: Interpolated medium parameters used for SAR evaluation.
Maximum value of SAR (measured) = 0.0895 W/kg

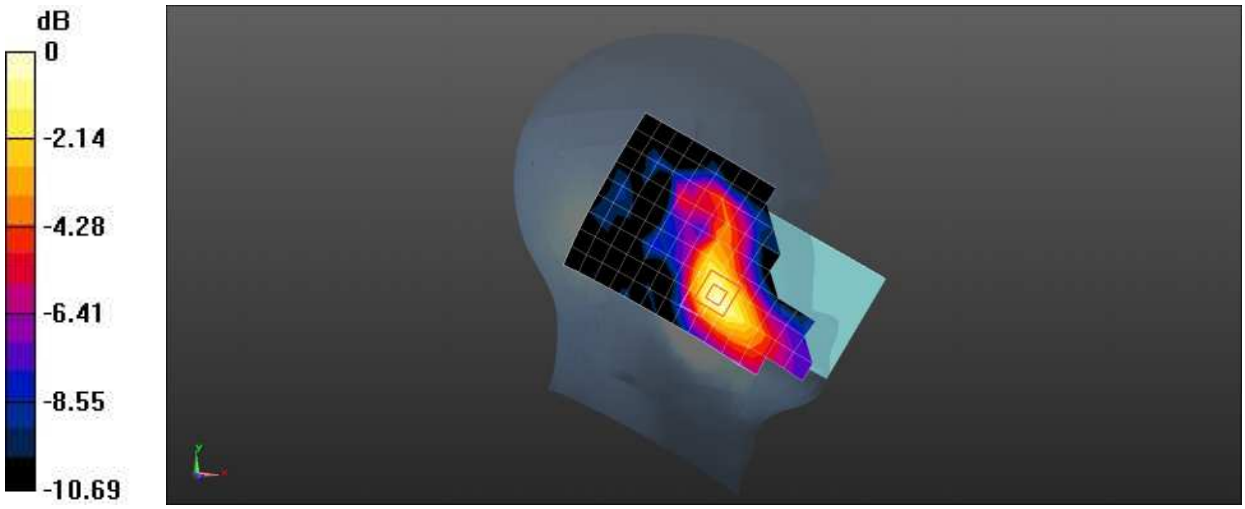

0 dB = 0.0895 W/kg = -10.48 dBW/kg

Date: 2021-07-01

Place of testing: HUAWEI SAR/HAC Lab

WKG-LX9 LTE Band 41 20M QPSK 50%RB 0 Offset 41340CH Right Tilt with Battery2-Main Antenna

DUT: WKG-LX9; Type: Smart Phone; Serial: DASY3

Communication System: UID 0, LTE-TDD (SC-FDMA, 20MHz, QPSK/16-QAM) (0); Frequency: 2665 MHz;Duty Cycle: 1:1.57906
Medium parameters used (interpolated): f = 2665 MHz; σ = 1.976 S/m; ε_r = 37.44; ρ = 1000 kg/m^3
Phantom section: Right Section

DASY Configuration:

- Probe: EX3DV4 - SN7381; ConvF(7.8, 7.8, 7.8) @ 2665 MHz; Calibrated: 2020-11-30
- Sensor-Surface: 1.4mm (Mechanical Surface Detection), z = 1.0, 31.0
- Electronics: DAE4 Sn1235; Calibrated: 2020-11-27
- Phantom: SAM1; Type: SAM; Serial: 1475
- DASY52 52.10.4(1527); SEMCAD X 14.6.14(7483)

Configuration/Head/Area Scan (10x17x1): Measurement grid: dx=12mm, dy=12mm

Info: Interpolated medium parameters used for SAR evaluation.
Maximum value of SAR (measured) = 0.639 W/kg

Configuration/Head/Zoom Scan (8x7x7)/Cube 0: Measurement grid: dx=5mm, dy=5mm, dz=5mm
Reference Value = 13.25 V/m; Power Drift = -0.14 dB
Peak SAR (extrapolated) = 0.808 W/kg
SAR(1 g) = 0.392 W/kg; SAR(10 g) = 0.194 W/kg
Smallest distance from peaks to all points 3 dB below = 8.3 mm
Ratio of SAR at M2 to SAR at M1 = 49.7%

Info: Interpolated medium parameters used for SAR evaluation.
Maximum value of SAR (measured) = 0.631 W/kg

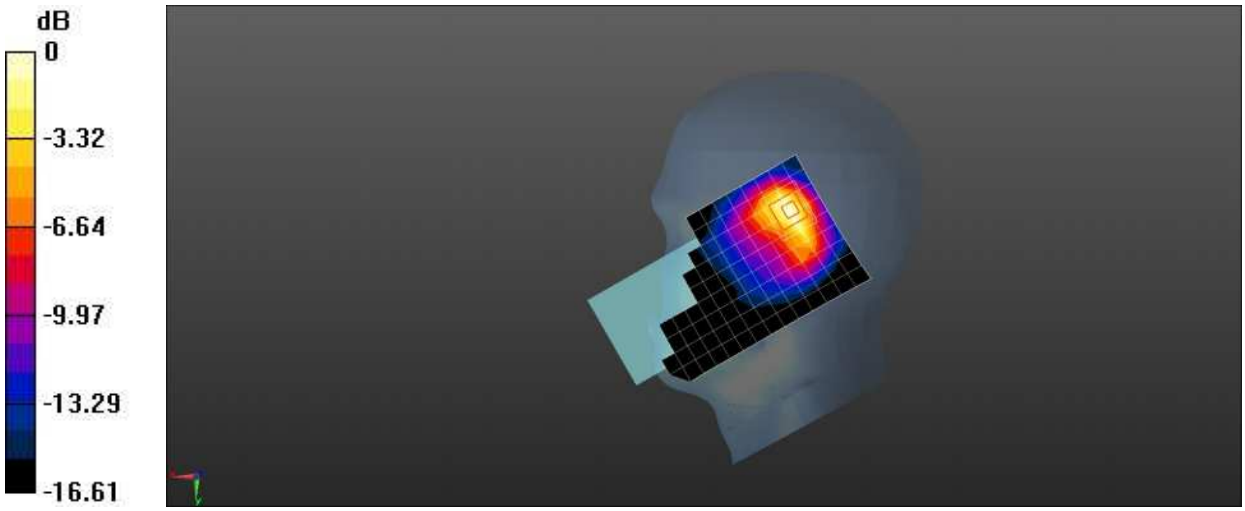

0 dB = 0.631 W/kg = -2.00 dBW/kg

Date: 2021-07-01

Place of testing: HUAWEI SAR/HAC Lab

WKG-LX9 LTE Band 41 20M QPSK 1RB 50 Offset 40940CH Back Side 15mm with Battery2-Second Antenna

DUT: WKG-LX9; Type: Smart Phone; Serial: DASY3

Communication System: UID 0, LTE-TDD (SC-FDMA, 20MHz, QPSK/16-QAM) (0); Frequency: 2625 MHz;Duty Cycle: 1:1.57906
Medium parameters used (interpolated): f = 2625 MHz; σ = 1.943 S/m; ε_r = 37.504; ρ = 1000 kg/m^3
Phantom section: Flat Section

DASY Configuration:

- Probe: EX3DV4 - SN7381; ConvF(7.8, 7.8, 7.8) @ 2625 MHz; Calibrated: 2020-11-30
- Sensor-Surface: 1.4mm (Mechanical Surface Detection), z = 1.0, 31.0
- Electronics: DAE4 Sn1235; Calibrated: 2020-11-27
- Phantom: SAM1; Type: SAM; Serial: 1475
- DASY52 52.10.4(1527); SEMCAD X 14.6.14(7483)

Configuration/Body/Area Scan (10x18x1): Measurement grid: dx=12mm, dy=12mm

Info: Interpolated medium parameters used for SAR evaluation.
Maximum value of SAR (measured) = 0.282 W/kg

Configuration/Body/Zoom Scan (7x7x7)/Cube 0: Measurement grid: dx=5mm, dy=5mm, dz=5mm
Reference Value = 2.166 V/m; Power Drift = 0.12 dB
Peak SAR (extrapolated) = 0.451 W/kg
SAR(1 g) = 0.241 W/kg; SAR(10 g) = 0.128 W/kg
Smallest distance from peaks to all points 3 dB below = 11.2 mm
Ratio of SAR at M2 to SAR at M1 = 54.4%

Info: Interpolated medium parameters used for SAR evaluation.
Maximum value of SAR (measured) = 0.374 W/kg

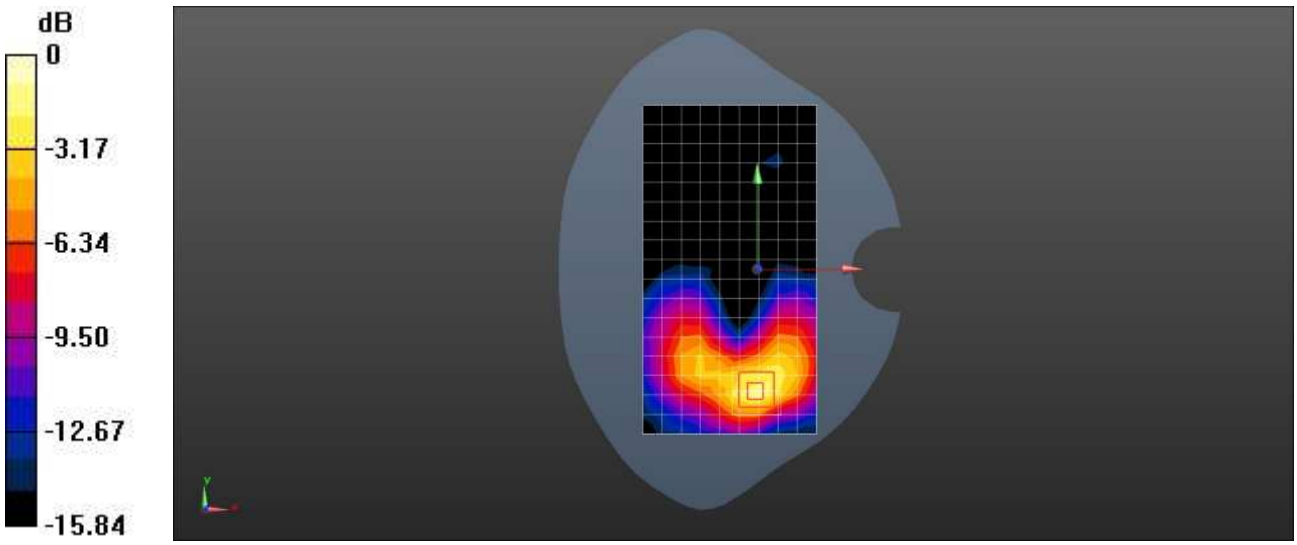

0 dB = 0.374 W/kg = -4.27 dBW/kg

Date: 2021-07-01

Place of testing: HUAWEI SAR/HAC Lab

WKG-LX9 LTE Band 41 20M QPSK 1RB 50 Offset 40940CH Back Side 15mm with Battery3-Main Antenna

DUT: WKG-LX9; Type: Smart Phone; Serial: DASY3

Communication System: UID 0, LTE-TDD (SC-FDMA, 20MHz, QPSK/16-QAM) (0); Frequency: 2625 MHz;Duty Cycle: 1:1.57906
Medium parameters used (interpolated): f = 2625 MHz; σ = 1.943 S/m; ε_r = 37.504; ρ = 1000 kg/m^3
Phantom section: Flat Section

DASY Configuration:

- Probe: EX3DV4 - SN7381; ConvF(7.8, 7.8, 7.8) @ 2625 MHz; Calibrated: 2020-11-30
- Sensor-Surface: 1.4mm (Mechanical Surface Detection), z = 1.0, 31.0
- Electronics: DAE4 Sn1235; Calibrated: 2020-11-27
- Phantom: SAM1; Type: SAM; Serial: 1475
- DASY52 52.10.4(1527); SEMCAD X 14.6.14(7483)

Configuration/Body/Area Scan (10x18x1): Measurement grid: dx=12mm, dy=12mm

Info: Interpolated medium parameters used for SAR evaluation.
Maximum value of SAR (measured) = 0.382 W/kg

Configuration/Body/Zoom Scan (7x7x7)/Cube 0: Measurement grid: dx=5mm, dy=5mm, dz=5mm
Reference Value = 3.675 V/m; Power Drift = 0.11 dB
Peak SAR (extrapolated) = 0.479 W/kg
SAR(1 g) = 0.256 W/kg; SAR(10 g) = 0.136 W/kg
Smallest distance from peaks to all points 3 dB below = 12 mm
Ratio of SAR at M2 to SAR at M1 = 54.7%

Info: Interpolated medium parameters used for SAR evaluation.
Maximum value of SAR (measured) = 0.397 W/kg

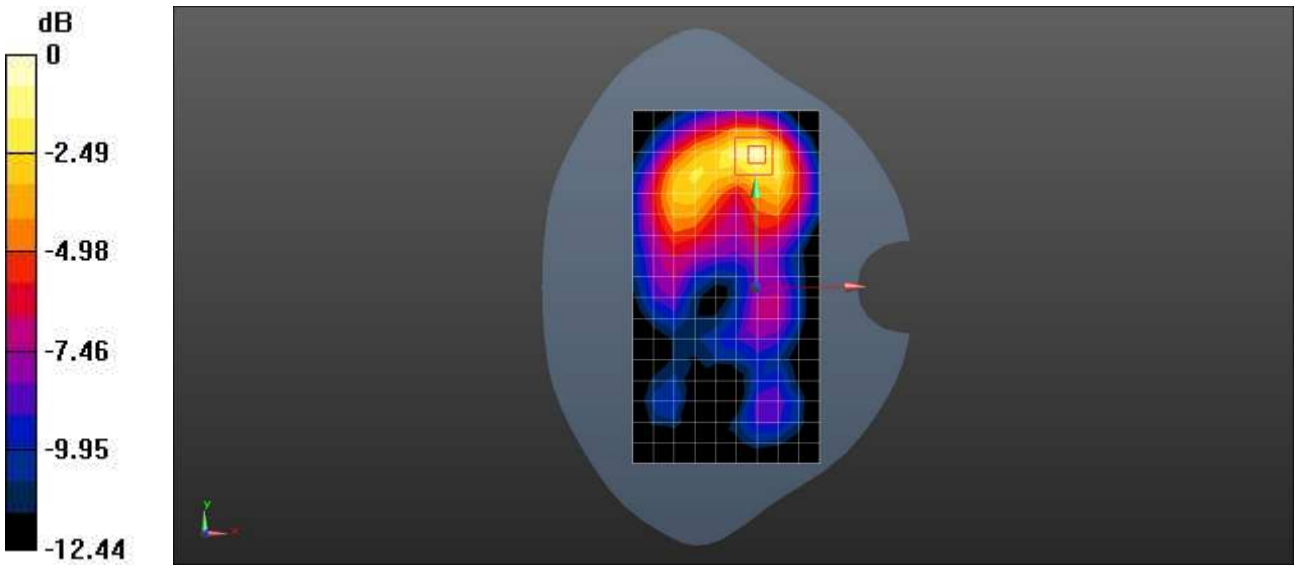

0 dB = 0.397 W/kg = -4.01 dBW/kg

Date: 2021-07-01

Place of testing: HUAWEI SAR/HAC Lab

WKG-LX9 LTE Band 41 20M QPSK 1RB 50 Offset 40940CH Back Side 10mm-Second Antenna

DUT: WKG-LX9; Type: Smart Phone; Serial: DASY3

Communication System: UID 0, LTE-TDD (SC-FDMA, 20MHz, QPSK/16-QAM) (0); Frequency: 2625 MHz;Duty Cycle: 1:1.57906
Medium parameters used (interpolated): f = 2625 MHz; σ = 1.943 S/m; ε_r = 37.504; ρ = 1000 kg/m^3
Phantom section: Flat Section

DASY Configuration:

- Probe: EX3DV4 - SN7381; ConvF(7.8, 7.8, 7.8) @ 2625 MHz; Calibrated: 2020-11-30
- Sensor-Surface: 1.4mm (Mechanical Surface Detection), z = 1.0, 31.0
- Electronics: DAE4 Sn1235; Calibrated: 2020-11-27
- Phantom: SAM1; Type: SAM; Serial: 1475
- DASY52 52.10.4(1527); SEMCAD X 14.6.14(7483)

Configuration/Body/Area Scan (10x18x1): Measurement grid: dx=12mm, dy=12mm

Info: Interpolated medium parameters used for SAR evaluation.
Maximum value of SAR (measured) = 0.776 W/kg

Configuration/Body/Zoom Scan (7x7x7)/Cube 0: Measurement grid: dx=5mm, dy=5mm, dz=5mm
Reference Value = 2.278 V/m; Power Drift = 0.15 dB
Peak SAR (extrapolated) = 0.962 W/kg
SAR(1 g) = 0.479 W/kg; SAR(10 g) = 0.236 W/kg
Smallest distance from peaks to all points 3 dB below = 9.8 mm
Ratio of SAR at M2 to SAR at M1 = 51.2%

Info: Interpolated medium parameters used for SAR evaluation.
Maximum value of SAR (measured) = 0.783 W/kg

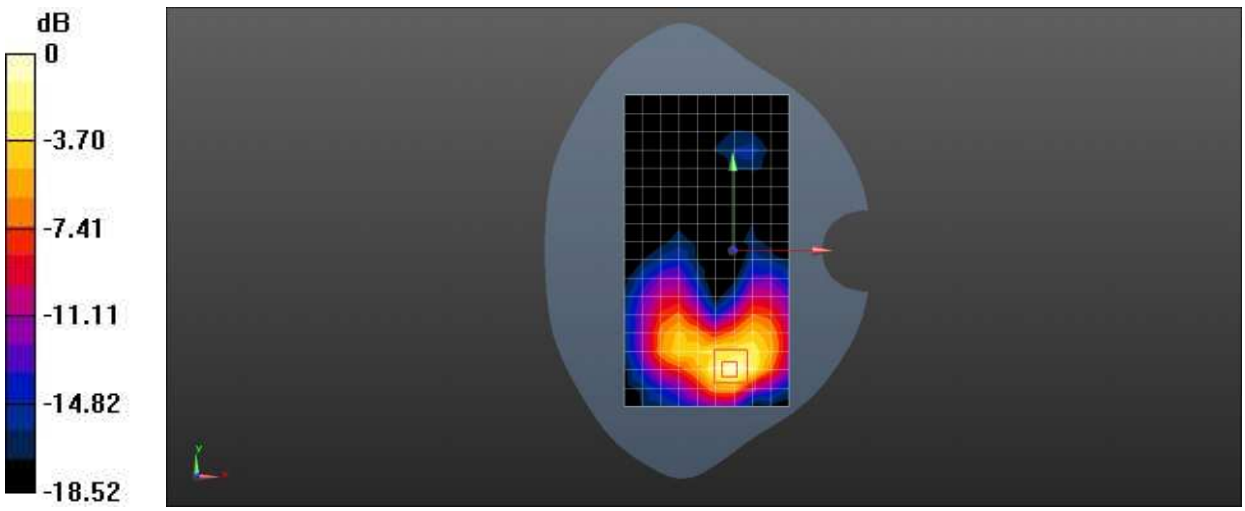

0 dB = 0.783 W/kg = -1.06 dBW/kg

Date: 2021-07-01

Place of testing: HUAWEI SAR/HAC Lab

WKG-LX9 LTE Band 41 20M QPSK 1RB 50 Offset 40940CH Back Side 10mm with Battery3-Main Antenna

DUT: WKG-LX9; Type: Smart Phone; Serial: DASY3

Communication System: UID 0, LTE-TDD (SC-FDMA, 20MHz, QPSK/16-QAM) (0); Frequency: 2625 MHz;Duty Cycle: 1:1.57906
Medium parameters used (interpolated): f = 2625 MHz; σ = 1.943 S/m; ε_r = 37.504; ρ = 1000 kg/m^3
Phantom section: Flat Section

DASY Configuration:

- Probe: EX3DV4 - SN7381; ConvF(7.8, 7.8, 7.8) @ 2625 MHz; Calibrated: 2020-11-30
- Sensor-Surface: 1.4mm (Mechanical Surface Detection), z = 1.0, 31.0
- Electronics: DAE4 Sn1235; Calibrated: 2020-11-27
- Phantom: SAM1; Type: SAM; Serial: 1475
- DASY52 52.10.4(1527); SEMCAD X 14.6.14(7483)

Configuration/Body/Area Scan (10x18x1): Measurement grid: dx=12mm, dy=12mm

Info: Interpolated medium parameters used for SAR evaluation.
Maximum value of SAR (measured) = 0.402 W/kg

Configuration/Body/Zoom Scan (7x7x7)/Cube 0: Measurement grid: dx=5mm, dy=5mm, dz=5mm
Reference Value = 2.986 V/m; Power Drift = 0.09 dB
Peak SAR (extrapolated) = 0.512 W/kg
SAR(1 g) = 0.256 W/kg; SAR(10 g) = 0.126 W/kg
Smallest distance from peaks to all points 3 dB below = 8.5 mm
Ratio of SAR at M2 to SAR at M1 = 51.6%

Info: Interpolated medium parameters used for SAR evaluation.
Maximum value of SAR (measured) = 0.396 W/kg

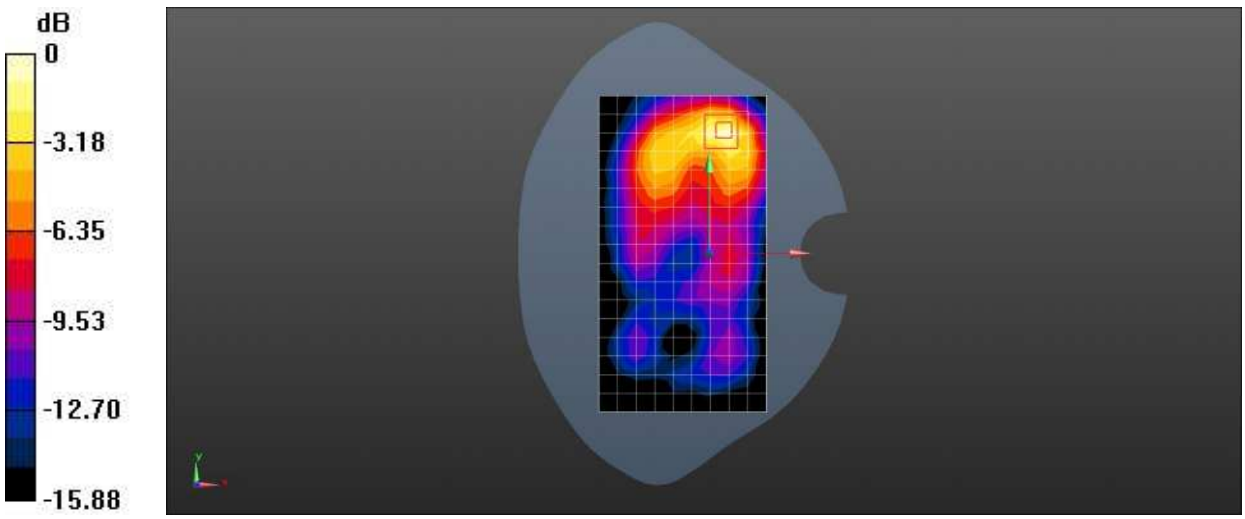

0 dB = 0.396 W/kg = -4.02 dBW/kg

Date: 2021-07-01

Place of testing: HUAWEI SAR/HAC Lab

WKG-LX9 2.4G Wi-Fi 802.11b 6CH Left Cheek with Battery3

DUT: WKG-LX9; Type: Smart Phone; Serial: DASY3

Communication System: UID 0, WiFi(802.11a/b/g/n/ac) (0); Frequency: 2437 MHz;Duty Cycle: 1:1.00972
Medium parameters used (interpolated): f = 2437 MHz; σ = 1.853 S/m; ε_r = 38.9; ρ = 1000 kg/m^3
Phantom section: Left Section

DASY Configuration:

- Probe: EX3DV4 - SN7381; ConvF(8.01, 8.01, 8.01) @ 2437 MHz; Calibrated: 2020-11-30
- Sensor-Surface: 1.4mm (Mechanical Surface Detection), z = 1.0, 31.0
- Electronics: DAE4 Sn1235; Calibrated: 2020-11-27
- Phantom: SAM1; Type: SAM; Serial: 1475
- DASY52 52.10.4(1527); SEMCAD X 14.6.14(7483)

Configuration/Head/Area Scan (11x17x1): Measurement grid: dx=12mm, dy=12mm

Info: Interpolated medium parameters used for SAR evaluation.
Maximum value of SAR (measured) = 0.304 W/kg

Configuration/Head/Zoom Scan (7x7x7)/Cube 0: Measurement grid: dx=5mm, dy=5mm, dz=5mm
Reference Value = 5.901 V/m; Power Drift = 0.19 dB
Peak SAR (extrapolated) = 0.450 W/kg
SAR(1 g) = 0.256 W/kg; SAR(10 g) = 0.137 W/kg
Smallest distance from peaks to all points 3 dB below = 10.7 mm
Ratio of SAR at M2 to SAR at M1 = 58.1%

Info: Interpolated medium parameters used for SAR evaluation.
Maximum value of SAR (measured) = 0.382 W/kg

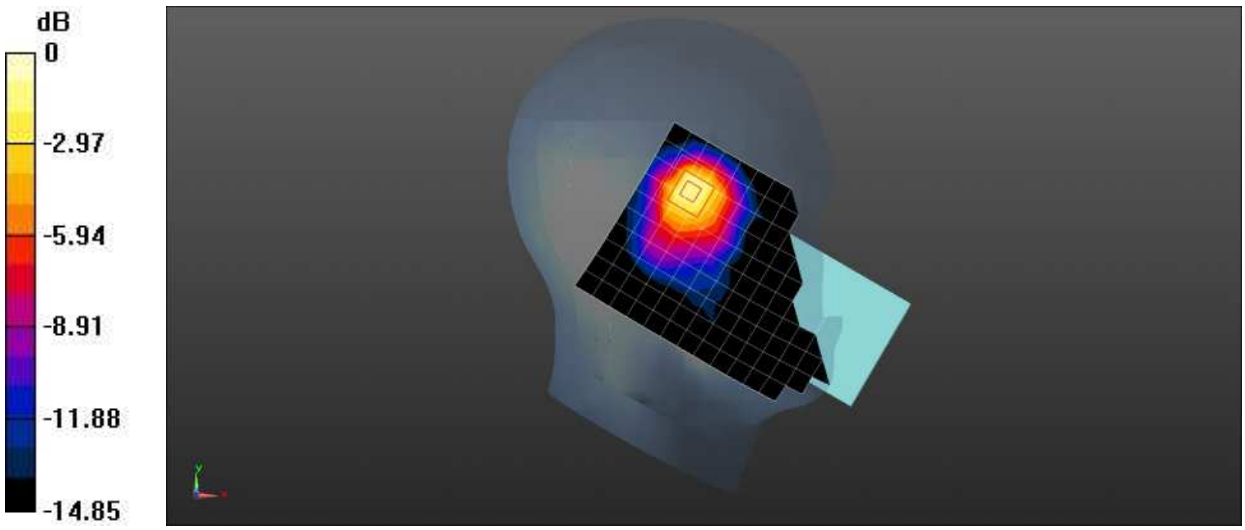

0 dB = 0.382 W/kg = -4.18 dBW/kg

Date: 2021-07-01

Place of testing: HUAWEI SAR/HAC Lab

WKG-LX9 2.4G Wi-Fi 802.11b 6CH Back Side 15mm with Battery3

DUT: WKG-LX9; Type: Smart Phone; Serial: DASY3

Communication System: UID 0, WiFi(802.11a/b/g/n/ac) (0); Frequency: 2437 MHz;Duty Cycle: 1:1.00972
Medium parameters used (interpolated): f = 2437 MHz; σ = 1.853 S/m; ε_r = 38.9; ρ = 1000 kg/m^3
Phantom section: Flat Section

DASY Configuration:

- Probe: EX3DV4 - SN7381; ConvF(8.01, 8.01, 8.01) @ 2437 MHz; Calibrated: 2020-11-30
- Sensor-Surface: 1.4mm (Mechanical Surface Detection), z = 1.0, 31.0
- Electronics: DAE4 Sn1235; Calibrated: 2020-11-27
- Phantom: SAM1; Type: SAM; Serial: 1475
- DASY52 52.10.4(1527); SEMCAD X 14.6.14(7483)

Configuration/Body/Area Scan (10x18x1): Measurement grid: dx=12mm, dy=12mm

Info: Interpolated medium parameters used for SAR evaluation.
Maximum value of SAR (measured) = 0.179 W/kg

Configuration/Body/Zoom Scan (7x7x7)/Cube 0: Measurement grid: dx=5mm, dy=5mm, dz=5mm
Reference Value = 4.630 V/m; Power Drift = -0.19 dB
Peak SAR (extrapolated) = 0.221 W/kg
SAR(1 g) = 0.126 W/kg; SAR(10 g) = 0.072 W/kg
Smallest distance from peaks to all points 3 dB below = 13.9 mm
Ratio of SAR at M2 to SAR at M1 = 57.3%

Info: Interpolated medium parameters used for SAR evaluation.
Maximum value of SAR (measured) = 0.186 W/kg

Configuration/Body/Zoom Scan (7x7x7)/Cube 1: Measurement grid: dx=5mm, dy=5mm, dz=5mm
Reference Value = 4.630 V/m; Power Drift = -0.19 dB
Peak SAR (extrapolated) = 0.187 W/kg
SAR(1 g) = 0.118 W/kg; SAR(10 g) = 0.073 W/kg
Smallest distance from peaks to all points 3 dB below = 19.1 mm
Ratio of SAR at M2 to SAR at M1 = 62.3%

Info: Interpolated medium parameters used for SAR evaluation.
Maximum value of SAR (measured) = 0.162 W/kg

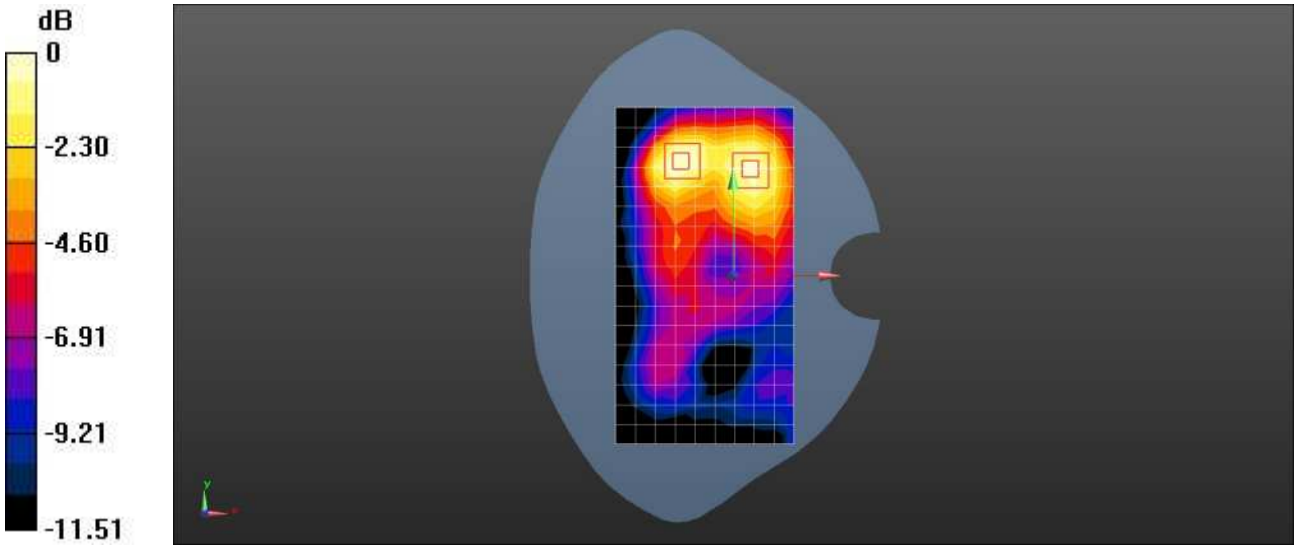

0 dB = 0.162 W/kg = -7.90 dBW/kg

Date: 2021-07-01

Place of testing: HUAWEI SAR/HAC Lab

WKG-LX9 2.4G Wi-Fi 802.11b 6CH Back Side 10mm with Battery3

DUT: WKG-LX9; Type: Smart Phone; Serial: DASY3

Communication System: UID 0, WiFi(802.11a/b/g/n/ac) (0); Frequency: 2437 MHz;Duty Cycle: 1:1.00972
Medium parameters used (interpolated): f = 2437 MHz; σ = 1.853 S/m; ε_r = 38.9; ρ = 1000 kg/m^3
Phantom section: Flat Section

DASY Configuration:

- Probe: EX3DV4 - SN7381; ConvF(8.01, 8.01, 8.01) @ 2437 MHz; Calibrated: 2020-11-30
- Sensor-Surface: 1.4mm (Mechanical Surface Detection), z = 1.0, 31.0
- Electronics: DAE4 Sn1235; Calibrated: 2020-11-27
- Phantom: SAM1; Type: SAM; Serial: 1475
- DASY52 52.10.4(1527); SEMCAD X 14.6.14(7483)

Configuration/Body/Area Scan (10x18x1): Measurement grid: dx=12mm, dy=12mm

Info: Interpolated medium parameters used for SAR evaluation.
Maximum value of SAR (measured) = 0.382 W/kg

Configuration/Body/Zoom Scan (7x7x7)/Cube 0: Measurement grid: dx=5mm, dy=5mm, dz=5mm
Reference Value = 5.308 V/m; Power Drift = -0.01 dB
Peak SAR (extrapolated) = 0.482 W/kg
SAR(1 g) = 0.256 W/kg; SAR(10 g) = 0.135 W/kg
Smallest distance from peaks to all points 3 dB below = 11.7 mm
Ratio of SAR at M2 to SAR at M1 = 53.6%

Info: Interpolated medium parameters used for SAR evaluation.
Maximum value of SAR (measured) = 0.399 W/kg

Configuration/Body/Zoom Scan (7x7x7)/Cube 1: Measurement grid: dx=5mm, dy=5mm, dz=5mm
Reference Value = 5.308 V/m; Power Drift = -0.01 dB
Peak SAR (extrapolated) = 0.286 W/kg
SAR(1 g) = 0.177 W/kg; SAR(10 g) = 0.107 W/kg
Smallest distance from peaks to all points 3 dB below = 17 mm
Ratio of SAR at M2 to SAR at M1 = 61.9%

Info: Interpolated medium parameters used for SAR evaluation.
Maximum value of SAR (measured) = 0.247 W/kg

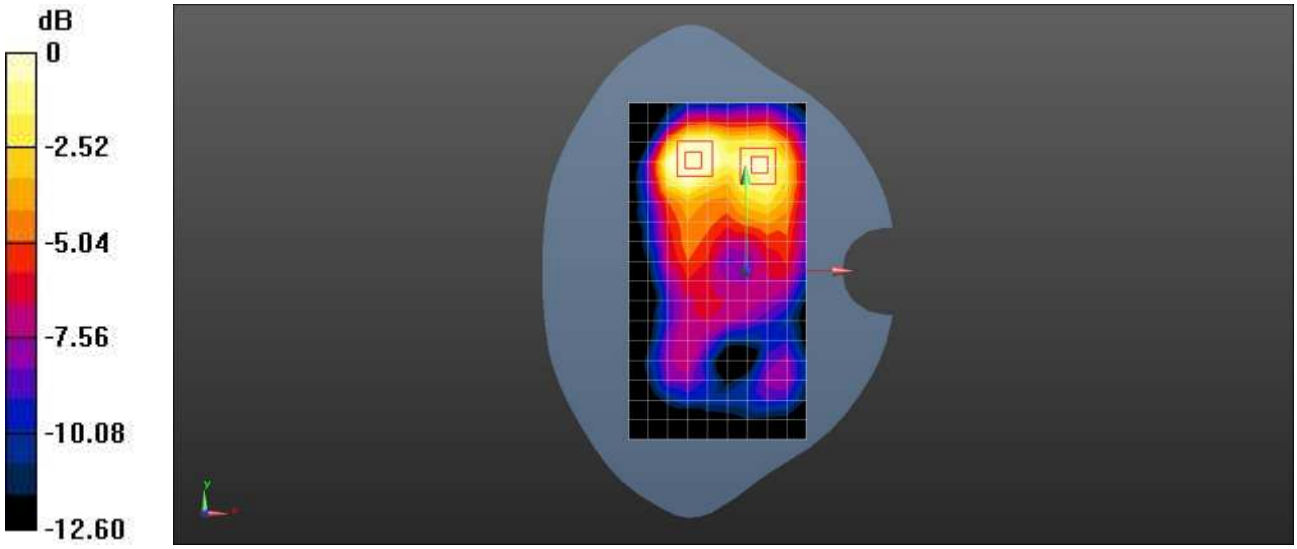

0 dB = 0.247 W/kg = -6.07 dBW/kg