Magnetic Wireless Charger

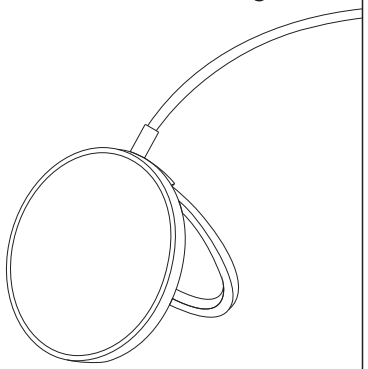

User Manual

Please read this instruction manual carefully before using the product and keep it properly

PRODUCT DESCRIPTION

Thank you for choosing our wireless product. This is a magnetic wireless charging mobile phone for iphone 12/13 series. It can stand upright, so that ordinary life has added unlimited fun.

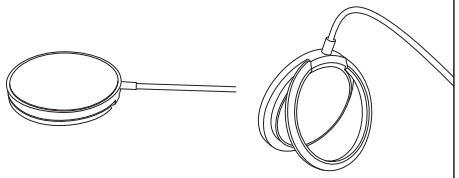

PRODUCT PARAMETER

Name: Magnetic wireless charger
Output: 15W/10W/7.5W/5W
Material: ABS+Zinc Alloy
Size: 60*60*8mm
Cable length: 1m
Charging port: Type-C interface
Product function: magnetic positioning and automatic adsorption
Net weight: 62g
Compatibility: Compliant with Qi wireless charging protocol

INSTRUCTIONS FOR USE

1. The wireless charger comes with a 1m cable, connect the adapter to the power source;
2. Put on a mobile phone that supports magnetic suction, and the wireless charging is automatically aligned with the mobile phone and directly magnetically charged;
3. When charging, you need to keep the center of the mobile phone aligned with the center of the wireless charger, then wireless charging can be performed. If it cannot work normally, adjust the position of the mobile phone until the mobile phone shows normal charging.

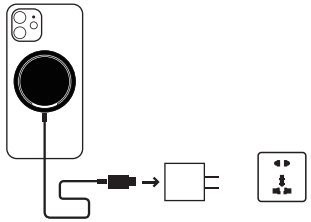

PACKING LIST

Wireless charging*1
Manual *1

PRECAUTIONS

1. It is recommended to use a high-power adapter above 20W for better experience.
2. This product has input over-current and over-voltage protection function, if improper use will shut down or reduce the output power, please check whether the equipment is abnormal or improper use.
3. Keep the operating environment temperature at 0-25°C. Do not place the product in water, fire, high (>40°C) and low temperature (<-20°C) environments, and keep out of children's reach Accessories.
4. Please use a dry soft cloth to clean the surface, do not use chemicals, soap or detergent to clean.
5. The user's improper use or improper placement of this product may cause the product's life to be reduced or damaged, which is not covered by the warranty, please understand.

This device complies with part 15 of the FCC Rules. Operation is subject to the following two conditions: (1) This device may not cause harmful interference, and (2) this device must accept any interference received, including interference that may cause undesired operation.
Important: Changes or modifications to this unit not expressly approved by the party responsible for compliance could void the user's authority to operate the equipment.
Note: This equipment has been tested and found to comply with the limits for a Class B digital device, pursuant to part 15 of the FCC Rules. These limits are designed to provide reasonable protection against harmful interference in a residential installation. This equipment generates, uses and can radiate radio frequency energy and, if not installed and used in accordance with the instructions, may cause harmful interference to radio communications. However, there is no guarantee that interference will not occur in a particular installation. If this equipment does cause harmful interference to radio or television reception, which can be determined by turning the equipment off and on, the user is encouraged to try to correct the interference by one or more of the following measures:
—Reorient or relocate the receiving antenna.
—Increase the separation between the equipment and receiver.
—Connect the equipment into an outlet on a circuit different from that to which the receiver is connected.
—Consult the dealer or an experienced radio/TV technician for help.
This products comply with FCC radiation exposure limits set forth for an uncontrolled environment. It is recommended that equipment should be installed and operated with minimum distance of 15cm between the radiator and your body.

SRP COMPANIES
85 RIO GRANDE DRIVE SECOND FLOOR, CASTLE ROCK, Colorado, United States
TTNM WRLS MGNTC CHRGR W/TYPE C
608707678630
Contact Phone: (303) 419-5960