Prüfbericht-Nr.: *Test report no.:*	**CN21HHF9 001**	**Auftrags-Nr.:** *Order no.:*	168314205	Seite 1 von 19 *Page 1 of 19*
Kunden-Referenz-Nr.: *Client reference no.:*	**N/A**	**Auftragsdatum:** *Order date:*	2021-04-14	
Auftraggeber: *Client:*	**SRP COMPANIES** SRP Companies, 85 RIO GRANDE DR 2ND FLOOR CASTLE ROCK CO 80104, USA			
Prüfgegenstand: *Test item:*	WIRELESS SOUND-PODS			
Bezeichnung / Typ-Nr.: *Identification / Type no.:*	160478, M-67722			
Auftrags-Inhalt: *Order content:*	Test Report			
Prüfgrundlage: *Test specification:*	CFR47 FCC Part 15: Subpart C Section 15.249 CFR47 FCC Part 15: Subpart B			

Wareneingangsdatum: *Date of sample receipt:*	2021-04-16	Please refer to Photo Document
Prüfmuster-Nr.: *Test sample no:*	A003032282-004~006 A003033507-001	
Prüfzeitraum: *Testing period:*	2021-04-17 – 2021-05-08	
Ort der Prüfung: *Place of testing:*	TÜV Rheinland (Shenzhen) Co., Ltd.	
Prüflaboratorium: *Testing laboratory:*	TÜV Rheinland (Shenzhen) Co., Ltd.	
Prüfergebnis*: *Test result*:*	Pass	

geprüft von: *tested by:*	X Bell Hu	**genehmigt von:** *authorized by:*	X
Datum: *Date:* 2021-05-20		**Ausstellungsdatum:** *Issue date:* 2021-05-20	
Stellung / *Position:*	Project Manager	**Stellung** / *Position:*	Technical Certifier
Sonstiges / *Other:*	FCC ID: 2ATF51604782		

Signed by: Bell Hu

Signed by: Sam Lin

Zustand des Prüfgegenstandes bei Anlieferung: *Condition of the test item at delivery:*	Prüfmuster vollständig und unbeschädigt *Test item complete and undamaged*

* Legende:	1 = sehr gut	2 = gut	3 = befriedigend	4 = ausreichend	5 = mangelhaft
	P(ass) = entspricht o.g. Prüfgrundlage(n)		F(ail) = entspricht nicht o.g. Prüfgrundlage(n)	N/A = nicht anwendbar	N/T = nicht getestet
** Legend:*	*1 = very good*	*2 = good*	*3 = satisfactory*	*4 = sufficient*	*5 = poor*
	P(ass) = passed a.m. test specification(s)		*F(ail) = failed a.m. test specification(s)*	*N/A = not applicable*	*N/T = not tested*

Dieser Prüfbericht bezieht sich nur auf das o.g. Prüfmuster und darf ohne Genehmigung der Prüfstelle nicht auszugsweise vervielfältigt werden. Dieser Bericht berechtigt nicht zur Verwendung eines Prüfzeichens.
This test report only relates to the a. m. test sample. Without permission of the test center this test report is not permitted to be duplicated in extracts. This test report does not entitle to carry any test mark.

V05

Test Summary

5.1.1 ANTENNA REQUIREMENT
RESULT: Pass

5.1.2 FIELD STRENGTH OF FUNDAMENTAL AND HARMONICS
RESULT: Pass

5.1.3 20DB AND 99% BANDWIDTH
RESULT: Pass

5.1.4 BAND EDGE
RESULT: Pass

5.1.5 CONDUCTED EMISSION ON AC MAINS
RESULT: Pass

5.1.6 RADIATED EMISSIONS
RESULT: Pass

Table of Contents

TEST SUMMARY 2

1 GENERAL REMARKS 4
1.1 COMPLEMENTARY MATERIALS 4

2 TEST SITES 5
2.1 TEST FACILITIES 5
2.2 LIST OF TEST AND MEASUREMENT INSTRUMENTS 5
2.3 TRACEABILITY 6
2.4 CALIBRATION 6
2.5 MEASUREMENT UNCERTAINTY 6
2.6 LOCATION OF ORIGINAL DATA 7
2.7 STATUS OF FACILITY USED FOR TESTING 7

3 GENERAL PRODUCT INFORMATION 8
3.1 PRODUCT FUNCTION AND INTENDED USE 8
3.2 RATINGS AND SYSTEM DETAILS 8
3.3 INDEPENDENT OPERATION MODES 9
3.4 NOISE GENERATING AND NOISE SUPPRESSING PARTS 9
3.5 SUBMITTED DOCUMENTS 9

4 TEST SET-UP AND OPERATION MODES 10
4.1 PRINCIPLE OF CONFIGURATION SELECTION 10
4.2 TEST OPERATION AND TEST SOFTWARE 10
4.3 SPECIAL ACCESSORIES AND AUXILIARY EQUIPMENT 10
4.4 COUNTERMEASURES TO ACHIEVE EMC COMPLIANCE 10
4.5 TEST SETUP DIAGRAM 11

5 TEST RESULTS 13
5.1 TRANSMITTER REQUIREMENT & TEST SUITES 13
5.1.1 Antenna Requirement 13
5.1.2 Field strength of fundamental and harmonics 14
5.1.3 20dB and 99% Bandwidth 15
5.1.4 Band Edge 16
5.1.5 Conducted Emission on AC Mains 17
5.1.6 Radiated Emissions 18

6 PHOTOGRAPHS OF THE TEST SET-UP 19

7 LIST OF TABLES 19

1 General Remarks

1.1 Complementary Materials

All attachments are integral parts of this test report. This applies especially to the following appendix:

Appendix A: Photographs of the Test Set-up

Appendix B: Test Results

2 Test Sites

2.1 Test Facilities

TÜV Rheinland (Shenzhen) Co., Ltd.
362 Huanguan Road Middle Longhua District, Shenzhen 518110 People's Republic of China

FCC Accreditation Designation No.: CN1260
ISED wireless device testing laboratory: 25069

2.2 List of Test and Measurement Instruments

Table 1: List of Test and Measurement Equipment

Unwanted Emission Testing (TS9975)				
Equipment	**Manufacturer**	**Model**	**Serial No.**	**Cal. until**
EMI Test Receiver	R&S	ESR 7	102021	2021-08-11
Signal Analyzer	R&S	FSV 40	101439	2021-08-10
System Controller Interface	R&S	SCI-100	S10010038	N/A
Filterbank	R&S	Wlan	100759	2021-08-10
OSP	R&S	OSP 120	102040	N/A
Pre-amplifier	R&S	SCU08F1	08320031	2021-08-10
Amplifier	R&S	SCU-18F	180070	2021-08-10
Amplifier	R&S	SCU40A	100475	2021-09-10
Trilog Broadband Antenna (30 MHz - 7 GHz)	Schwarzbeck	VULB 9162	193	2022-08-08
Double-Ridged Antenna (1 -18 GHz)	ETS-LINDGREN	3117	00218717	2022-08-08
Wideband Ridged Horn Antenna (18-40 GHz)	Steatite	QMS-00880	19067	2022-08-08
Active Loop Antenna	Schwarzbeck	FMZB 1513	302	2022-09-13
Wideband Ridged Horn Antenna (12-18 GHz)	Steatite	QMS-00208	18313	2021-09-02
Test software	R&S	EMC32 (V10.60.10)	N/A	N/A
Control PC	Dell	OptiPlex 7050	36NV9P2	N/A
3m Semi-Anechoic Chamber	Albatross	SAC-3m	APC17151-SAC	2021-07-06

Conducted Emission				
Equipment	**Manufacturer**	**Model No.**	**Serial No.**	**Cal. Until**
EMI Test Receiver	R&S	ESR3	102428	2021-08-16
Artificial Mains Network	R&S	ENV216	102333	2021-08-16
EMC32 test software	R&S	EMC32(Ver.10.50.00)	N/A	N/A
Radiated Emission (3m chamber)				
Equipment	**Manufacturer**	**Model No.**	**Serial No.**	**Cal. Until**
3m SAC	ETS	SAC3	CT001632-Q1362	2021-08-23
EMI Test Receiver	R&S	ESR7	102111	2021-12-16
Horn Antenna	R&S	HF907	102706	2022-08-07
Preamplifier	FIT	SCU-18F	180077	2021-08-16
Active magnetic loop antenna	SCHWARZBECK	FMZB1519B	00080	2021-08-20
Trilog-Broadband antenna	SCHWARZBECK	VULB9168	0945	2021-12-12
EMC32 test software	R&S	EMC32(Ver.10.50.00)	N/A	N/A

2.3 Traceability

All measurement equipment calibrations are traceable to NIM (National Institute of Metrology) or where calibration is performed in other countries, to equivalent nationally recognized standards organizations.

2.4 Calibration

Equipment requiring calibration is calibrated periodically by the manufacturer or according to manufacturer's specifications. Additionally all equipment is verified for proper performance on a regular basics using in house standards or comparisons.

2.5 Measurement Uncertainty

The estimated combined standard uncertainty for radiated emissions and conducted emissions measurements as below table.

Parameter	Uncertainty
Radio Frequency	±1 x 10-7
RF Power (conducted)	±2.5 dB
Radiated Emission of Transmitter, valid up to 26.5 GHz	±6 dB
Radiated Emission of Receiver, valid up to 26.5 GHz	±6 dB
Conducted Emission, (9kHz to 150kHz)/(150kHz to 30MHz)	±3.70 dB / ±3.30 dB
Radiated Emission (3m SAC), 30MHz to 1000MHz	± 4.52 dB
Radiated Emission (3m SAC), above 1000MHz	± 4.37 dB
Temperature	±1 °C
Humidity	±5 %
Voltage (DC)	±1 %
Voltage (AC, <10kHz)	±2 %

2.6 Location of Original Data

The original copies of all test data taken during actual testing were attached at Appendix A & B of this report and delivered to the applicant. A copy has been retained in the TÜV Rheinland (Shenzhen) Co., Ltd. file for certification follow-up purposes.

2.7 Status of Facility Used for Testing

The TÜV Rheinland (Shenzhen) Co., Ltd. Test facility located at 362 Huanguan Road Middle Longhua District, Shenzhen 518110 People's Republic of China is listed on the US Federal Communications Commission list of facilities approved to perform measurements.

3 General Product Information

3.1 Product Function and Intended Use

The products is WIRELESS SOUND-PODS, which supports Bluetooth technology.

According to the declaration of the applicant, the electrical circuit design, PCB layout and construction Design are identical for left earbud and right earbud, they are electrically identical.

Note: When the EUT is charged, other functions cannot be used.
For details refer to the User Manual, Technical Description and Circuit Diagram.

3.2 Ratings and System Details

Table 2: Technical Specification of EUT

General Information of EUT	Value
Kind of Equipment:	WIRELESS SOUND-PODS
Type Designation:	160478, M-67722 Above models are electrically identical, only diffierent in model names and colors for market purpose.
FCC ID:	2ATF51604782
Rated Voltage:	USB operated (Charging by Adapter DC 5V) Internal battery operated (3.7Vdc)
Technical Specification of Bluetooth	
Operating Frequency	2402.0 to 2480.0 MHz
Type of Modulation	GFSK(BDR), π/4DQPSK(EDR), 8DPSK(EDR)
Channel Number	79 channels
Channel Separation	1MHz
Antenna Type:	Integral antenna
Antenna Gain:	0 dBi

3.3 Independent Operation Modes

The basic operation modes are:

A. Bluetooth transmitting mode
   1. Low channel
   2. Middle channel
   3. High channel

B. On, Charging mode

C. On, BT playing mode

D. Off

3.4 Noise Generating and Noise Suppressing Parts

Refer to Circuit Diagram for further details.

3.5 Submitted Documents

- Application Form

4 Test Set-up and Operation Modes

4.1 Principle of Configuration Selection

Radio Spectrum: The equipment under test (EUT) was configured at its highest power output in order to measure its highest possible radiation and conducted level. The test modes were adapted accordingly in reference to the instructions for use.

Emission: The equipment under test (EUT) was configured to measure its highest possible radiation level. The test modes were adapted accordingly in reference to the instructions for use.

4.2 Test Operation and Test Software

Test operation refers to test setup in chapter 5. All tests were performed according to the procedures in ANSI C63.10: 2013 and ANSI C63.4: 2014.

According to clause 3.1, all tests were performed on model 160478(right earphone) in this report.

Table 3: Test environments

Environment Parameter	Values During Tests			
	Temperature	Voltage		Relative Humidity
		Battery	USB	
NTNV	25°C±2°C	3.7Vdc	5Vdc	Ambient

Table 4: Test channel and frequency

Mode	Test Channels (MHz)	Remark
Transmitting	L/M/H: 2402MHz, 2441MHz, 2480MHz	--

4.3 Special Accessories and Auxiliary Equipment

Table 5: Auxiliary Equipment Used during Test

Description	Manufacturer	Model	S/N	Rating
Laptop	Lenovo	T480	PF-16A6N8	N/A
Adapter	Huawei	HW-050100C01	H779KBHAZ30411	DC 5V

4.4 Countermeasures to Achieve EMC Compliance

The test sample which has been tested contained the noise suppression parts as described in the Technical Construction File (TCF).

No additional measures were employed to achieve compliance.

4.5 Test Setup Diagram

Diagram of Measurement Configuration for Radiation Test (Below 1GHz)

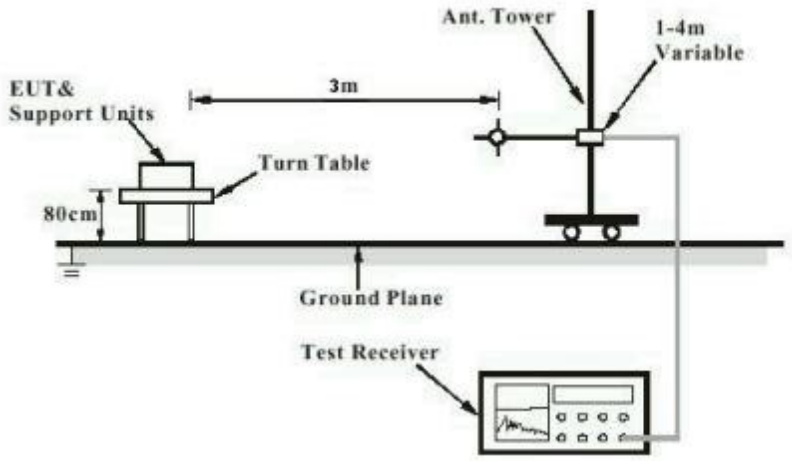

Diagram of Measurement Configuration for Radiation Test (Above 1GHz)

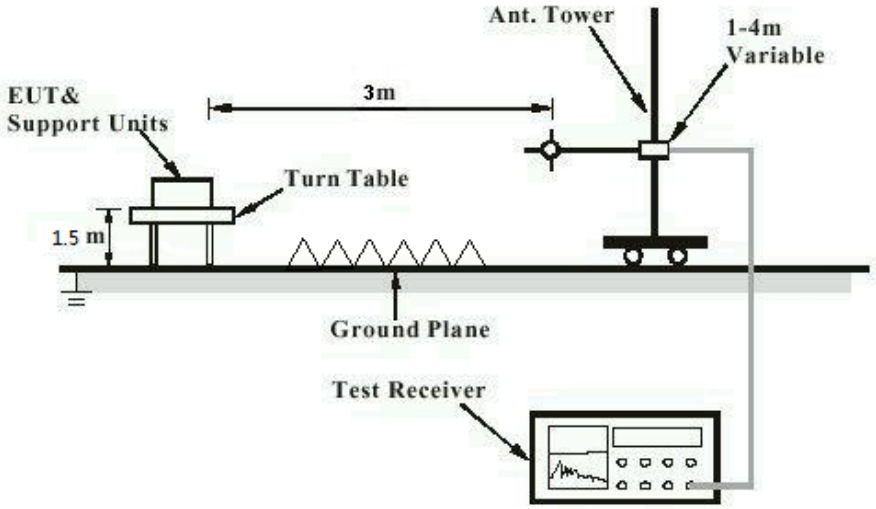

Diagram of Measurement Configuration for Mains Conduction Measurement

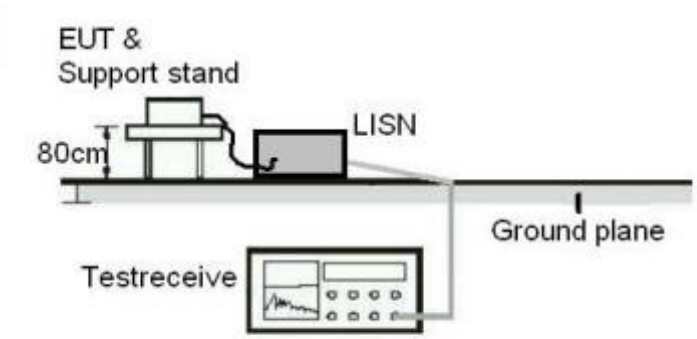

Diagram of Measurement Configuration for Conducted Transmitter Measurement

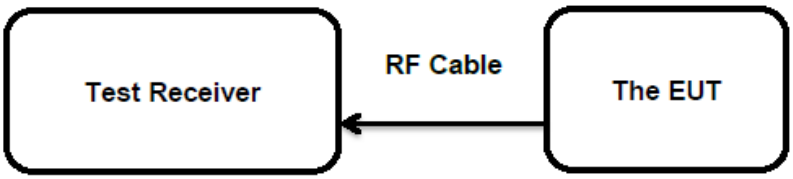

5 Test Results

5.1 Transmitter Requirement & Test Suites

5.1.1 Antenna Requirement

RESULT: **Pass**

Test Specification

Test standard : FCC Part 15.203

According to the manufacturer declared, the EUT has a PCB antenna, the gain of antenna is 0 dBi, which that permanent attachment and no consideration of replacement.

Therefore the EUT is considered sufficient to comply with the provision.

Refer to EUT Photo for further details.

5.1.2 Field strength of fundamental and harmonics

RESULT: **Pass**

Test Specification

Test standard	:	FCC Part 15.249(a) (d) (e)
Basic standard	:	ANSI C63.10: 2013
Limits	:	FCC Part 15.249(a) (d) (e) & 15.209(a)
Kind of test site	:	3m Semi-anechoic Chamber

Test Setup

Date of testing	:	2021-04-29 ~ 2021-04-30
Input voltage	:	USB operated
Operation mode	:	A
Test channel	:	Low / Middle / High
Ambient temperature	:	Refer to test result
Relative humidity	:	Refer to test result
Atmospheric pressure	:	101 kPa

Note: Testing was carried out within frequency range 9kHz to the tenth harmonics. Only the worst case spurious emissions configuration of the each mode were reported.

For the measurement records, refer to the appendix B.

5.1.3 20dB and 99% Bandwidth

RESULT: **Pass**

Test Specification

Test standard	:	FCC Part 15.215 RSS-Gen Section 6.7
Basic standard	:	ANSI C63.10: 2013
Limits	:	Within assigned band
Kind of test site	:	Shielded Room

Test Setup

Date of testing	:	2021-04-29
Input voltage	:	USB operated
Operation mode	:	A
Test channel	:	Low / Middle / High
Ambient temperature	:	22 ℃
Relative humidity	:	50 %
Atmospheric pressure	:	101 kPa

For the measurement records, refer to the appendix B.

5.1.4 Band Edge

RESULT: **Pass**

Test Specification

Test standard	:	FCC Part 15.249(a) (d) (e) & 15.209 & 15.205
Basic standard	:	ANSI C63.10: 2013
Limits	:	FCC Part 15.249(a) (d) (e) & 15.209 & 15.205
Kind of test site	:	3m Semi-anechoic Chamber

Test Setup

Date of testing	:	2021-04-29 ~ 2021-04-30
Input voltage	:	USB operated
Operation mode	:	A
Test channel	:	Low / Middle / High
Ambient temperature	:	Refer to test result
Relative humidity	:	Refer to test result
Atmospheric pressure	:	101 kPa

For the measurement records, refer to the appendix B.

5.1.5 Conducted Emission on AC Mains

RESULT: **Pass**

Test Specification

Test standard	:	FCC Part 15.107(a)
Basic standard	:	ANSI C63.10: 2013
Frequency range	:	0.15 – 30MHz
Limits	:	FCC Part 15.107(a)
Kind of test site	:	Shielded Room

Test Setup

Date of testing	:	2021-04-22
Input voltage	:	USB Operated
Operation mode	:	B
Earthing	:	Not connected
Ambient temperature	:	23.1 ℃
Relative humidity	:	52 %
Atmospheric pressure	:	101 kPa

For the measurement records, refer to the appendix B.

5.1.6 Radiated Emissions

RESULT: **Pass**

Test Specification

Test standard	:	FCC Part 15.109(a)
Basic standard	:	ANSI C63.4:2014
Frequency range	:	30MHz to 5th harmonic of the highest frequency
Classification	:	Class B
Limits	:	FCC Part 15.109(a)
Kind of test site	:	3m Semi-anechoic Chamber

Test Setup

Date of testing	:	2021-04-22
Input voltage	:	Battery operated or USB operated
Operation mode	:	B, C
Earthing	:	Not connected
Ambient temperature	:	23 ℃
Relative humidity	:	50 %
Atmospheric pressure	:	101 kPa

For the measurement records, refer to the appendix B.

6 Photographs of the Test Set-Up

For photographs of the test set-up, refer to the appendix A.

7 List of Tables

Table 1: List of Test and Measurement Equipment 5
Table 2: Technical Specification of EUT 8
Table 3: Test environments 10
Table 4: Test channel and frequency 10
Table 5: Auxiliary Equipment Used during Test 10

Appendix B: Test Results

APPENDIX B: TEST RESULTS **1**

APPENDIX B.1: TEST RESULT OF FIELD STRENGTH OF FUNDAMENTAL & HARMONICS 2
30MHz - 1GHz *2*
1GHz - 18GHz *6*
APPENDIX B.2: TEST RESULTS OF 20DB BANDWIDTH 18
APPENDIX B.3: TEST RESULTS OF 99% BANDWIDTH 20
APPENDIX B.4: TEST RESULT OF BAND EDGE 22
APPENDIX B.5: TEST RESULT OF CONDUCTED EMISSION ON AC MAINS 26
Charging mode *26*
APPENDIX B.6: TEST RESULT OF RADIATED EMISSIONS, BELOW 1GHZ 28
Charging mode ..... ***Error! Bookmark not defined.***
BT playing mode *30*
APPENDIX B.7: TEST RESULT OF RADIATED EMISSIONS, ABOVE 1GHZ 32
BT playing mode *32*

Note: The testing was carried out within frequency range 9kHz to the tenth harmonics. The measurement results below 30MHz and 18GHz to 26.5GHz were greater than 20dB below the limit, so only the radiated spurious emissions from 30MHz to 18GHz were reported.

Appendix B.1: Test Result of Field strength of fundamental & harmonics

30MHz - 1GHz

EUT Information

EUT Name:	WIRELESS SOUND-PODS
Model:	160478
Test Mode:	BR_DH5_Low channel
Test Voltage::	AC 120V, 60Hz
Remark:	Temp 23 Humi:55%
Test Standard:	FCC 15.249
Tested By:	Kei Zhang
Reviewed By:	Terry Yin

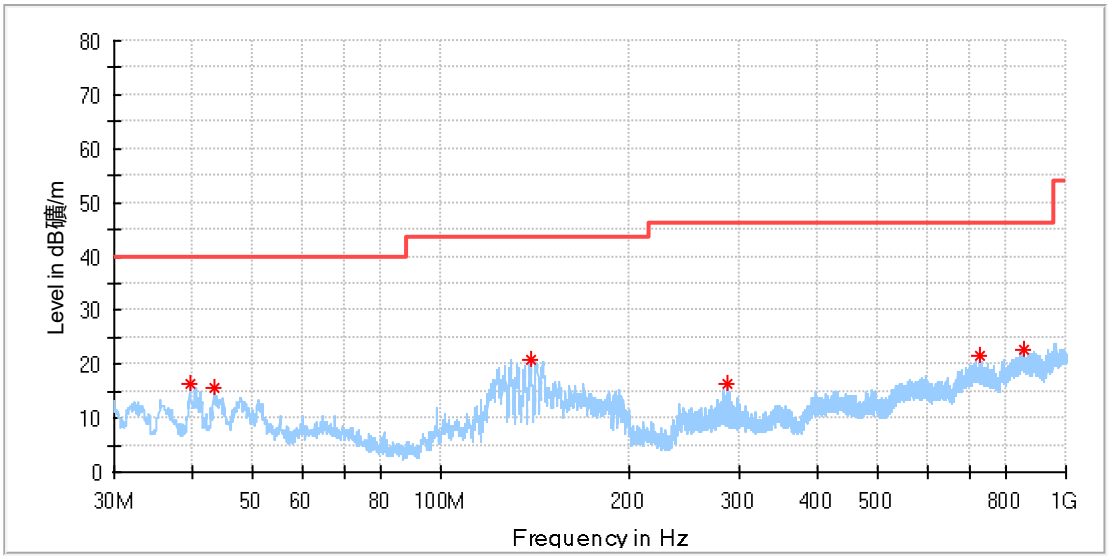

Critical_Freqs

Frequency (MHz)	MaxPeak (dBµV/m)	Limit (dBµV/m)	Margin (dB)	Height (cm)	Pol	Azimuth (deg)	Corr. (dB/m)
39.700000	16.32	40.00	23.68	100.0	H	251.0	-20.5
43.434500	15.71	40.00	24.29	100.0	H	251.0	-19.5
138.882500	20.93	43.50	22.57	100.0	H	189.0	-22.5
287.486500	16.30	46.00	29.70	100.0	H	14.0	-16.9
728.933500	21.63	46.00	24.37	100.0	H	5.0	-7.9
855.712500	22.52	46.00	23.48	100.0	H	0.0	-5.8

Final_Result

Frequency (MHz)	QuasiPeak (dBµV/m)	Limit (dBµV/m)	Margin (dB)	Height (cm)	Pol	Azimuth (deg)	Corr. (dB/m)
---	---	---	---	---		---	---

EUT Information

EUT Name:	WIRELESS SOUND-PODS
Model:	160478
Test Mode:	BR_DH5_Low channel
Test Voltage::	AC 120V, 60Hz
Remark:	Temp 23 Humi:55%
Test Standard:	FCC 15.249
Tested By:	Kei Zhang
Reviewed By:	Terry Yin

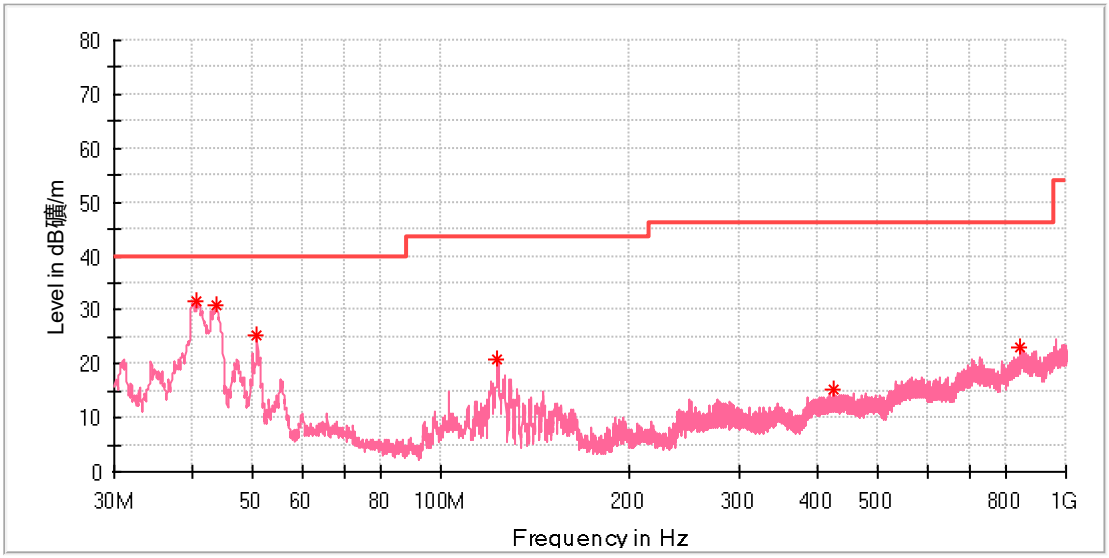

Critical_Freqs

Frequency (MHz)	MaxPeak (dBµV/m)	Limit (dBµV/m)	Margin (dB)	Height (cm)	Pol	Azimuth (deg)	Corr. (dB/m)
40.670000	31.62	40.00	8.38	100.0	V	215.0	-20.2
43.677000	30.93	40.00	9.07	100.0	V	129.0	-19.4
50.806500	25.21	40.00	14.79	100.0	V	318.0	-18.6
122.926000	20.67	43.50	22.83	100.0	V	243.0	-21.4
424.984000	15.25	46.00	30.75	100.0	V	77.0	-13.7
840.968500	23.13	46.00	22.87	100.0	V	0.0	-6.0

Final_Result

Frequency (MHz)	QuasiPeak (dBµV/m)	Limit (dBµV/m)	Margin (dB)	Height (cm)	Pol	Azimuth (deg)	Corr. (dB/m)
---	---	---	---	---		---	---

EUT Information

EUT Name:	WIRELESS SOUND-PODS
Model:	160478
Test Mode:	BR_DH5_High channel
Test Voltage::	AC 120V, 60Hz
Remark:	Temp 23 Humi:55%
Test Standard:	FCC 15.249
Tested By:	Kei Zhang
Reviewed By:	Terry Yin

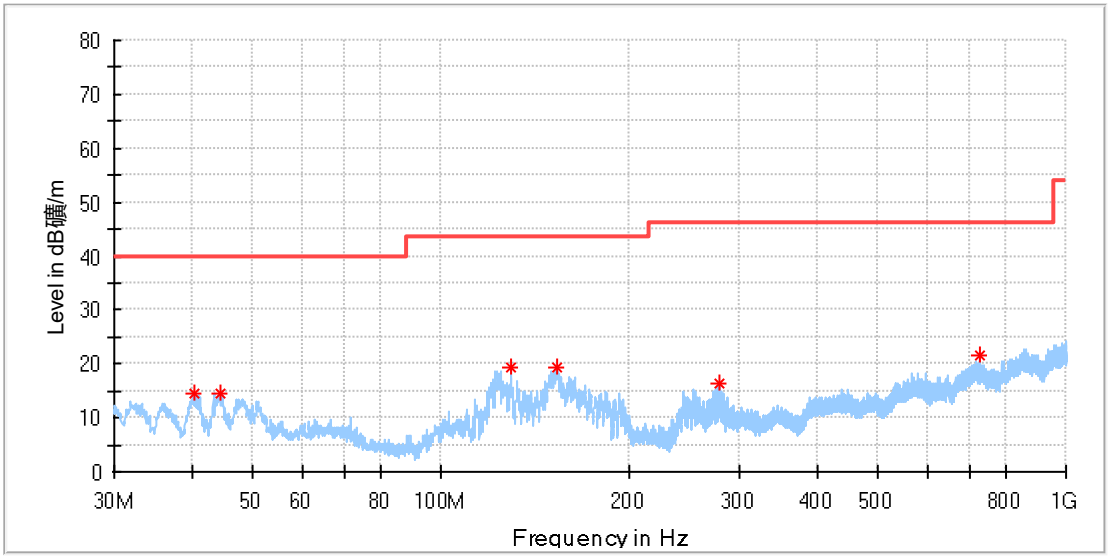

Critical_Freqs

Frequency (MHz)	MaxPeak (dBµV/m)	Limit (dBµV/m)	Margin (dB)	Height (cm)	Pol	Azimuth (deg)	Corr. (dB/m)
40.185000	14.55	40.00	25.45	100.0	H	276.0	-20.4
44.259000	14.44	40.00	25.56	100.0	H	276.0	-19.3
129.570500	19.42	43.50	24.08	100.0	H	195.0	-22.1
153.093000	19.32	43.50	24.18	100.0	H	179.0	-22.4
279.435500	16.43	46.00	29.57	100.0	H	14.0	-17.1
729.515500	21.75	46.00	24.25	100.0	H	0.0	-7.9

Final_Result

Frequency (MHz)	QuasiPeak (dBµV/m)	Limit (dBµV/m)	Margin (dB)	Height (cm)	Pol	Azimuth (deg)	Corr. (dB/m)
---	---	---	---	---		---	---

EUT Information

EUT Name:	WIRELESS SOUND-PODS
Model:	160478
Test Mode:	BR_DH5_High channel
Test Voltage::	AC 120V, 60Hz
Remark:	Temp 23 Humi:55%
Test Standard:	FCC 15.249
Tested By:	Kei Zhang
Reviewed By:	Terry Yin

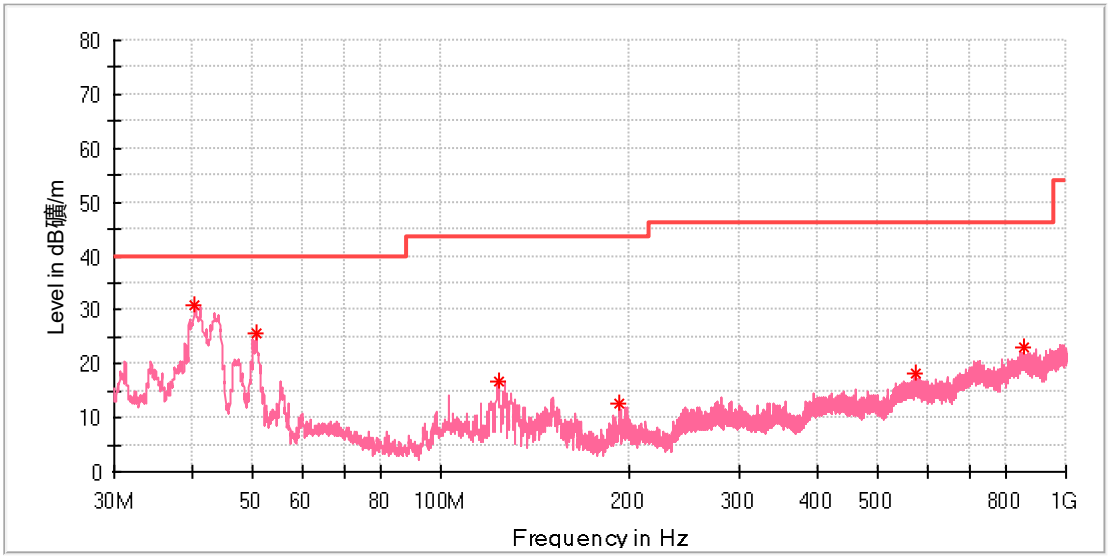

Critical_Freqs

Frequency (MHz)	MaxPeak (dBµV/m)	Limit (dBµV/m)	Margin (dB)	Height (cm)	Pol	Azimuth (deg)	Corr. (dB/m)
40.330500	30.94	40.00	9.06	100.0	V	154.0	-20.3
50.661000	25.60	40.00	14.40	100.0	V	286.0	-18.6
123.411000	16.91	43.50	26.59	100.0	V	223.0	-21.5
193.251000	12.61	43.50	30.89	100.0	V	277.0	-19.6
575.528000	18.10	46.00	27.90	100.0	V	213.0	-10.7
856.973500	22.99	46.00	23.01	100.0	V	305.0	-5.8

Final_Result

Frequency (MHz)	QuasiPeak (dBµV/m)	Limit (dBµV/m)	Margin (dB)	Height (cm)	Pol	Azimuth (deg)	Corr. (dB/m)
---	---	---	---	---		---	---

1GHz - 18GHz
Note: The highest waveform in the figure is Bluetoth Fundamental.

EUT Information

EUT Name:	WIRELESS SOUND-PODS
Model:	160478
Test Mode:	BR_DH5_Low channel
Test Voltage::	AC 120V, 60Hz
Remark:	Temp 23 Humi:55%
Test Standard:	FCC 15.249
Tested By:	Kei Zhang
Reviewed By:	Terry Yin

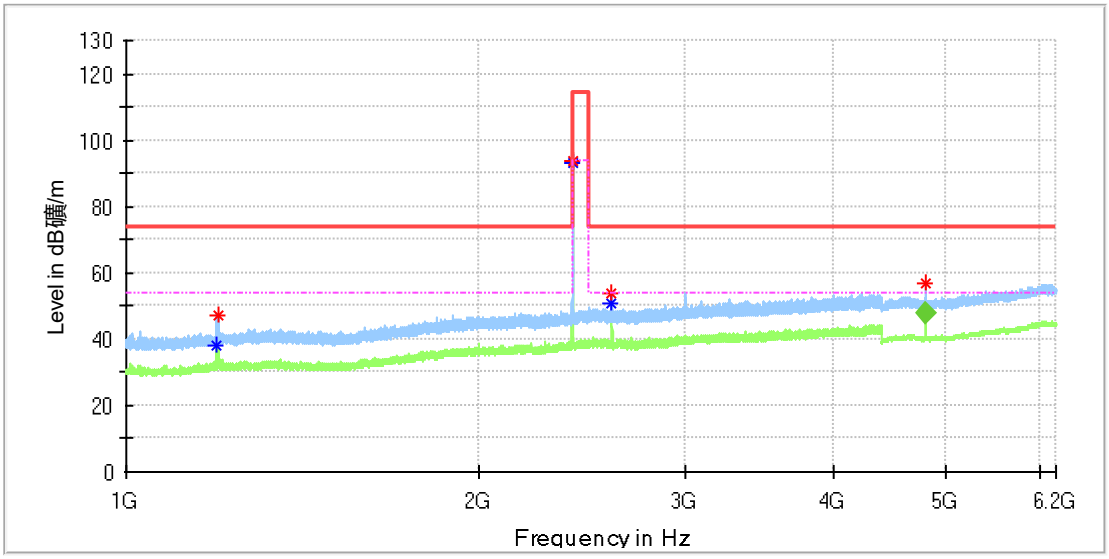

Critical_Freqs

Frequency (MHz)	MaxPeak (dBµV/m)	Average (dBµV/m)	Limit (dBµV/m)	Margin (dB)	Height (cm)	Pol	Azimuth (deg)	Corr. (dB/m)
1194.650000	---	38.17	54.00	15.83	100.0	H	166.0	1.1
1196.690000	47.39	---	74.00	26.61	100.0	H	356.0	1.1
2401.820000	93.42	---	114.00	20.58	100.0	H	329.0	7.0
2401.990000	---	93.22	94.00	0.78	100.0	H	329.0	7.0
2593.750000	---	50.70	54.00	3.30	100.0	H	134.0	7.4
2594.090000	53.77	---	74.00	20.24	100.0	H	134.0	7.4
4801.000000	56.61	---	74.00	17.39	100.0	H	164.0	11.8

Final_Result

Frequency (MHz)	Average (dBµV/m)	Limit (dBµV/m)	Margin (dB)	Height (cm)	Pol	Azimuth (deg)	Corr. (dB/m)
4800.933333	47.95	54.00	6.05	100.0	H	164.0	11.8

EUT Information

EUT Name:	WIRELESS SOUND-PODS
Model:	160478
Test Mode:	BR_DH5_Low channel
Test Voltage::	AC 120V, 60Hz
Remark:	Temp 23 Humi:55%
Test Standard:	FCC 15.249
Tested By:	Kei Zhang
Reviewed By:	Terry Yin

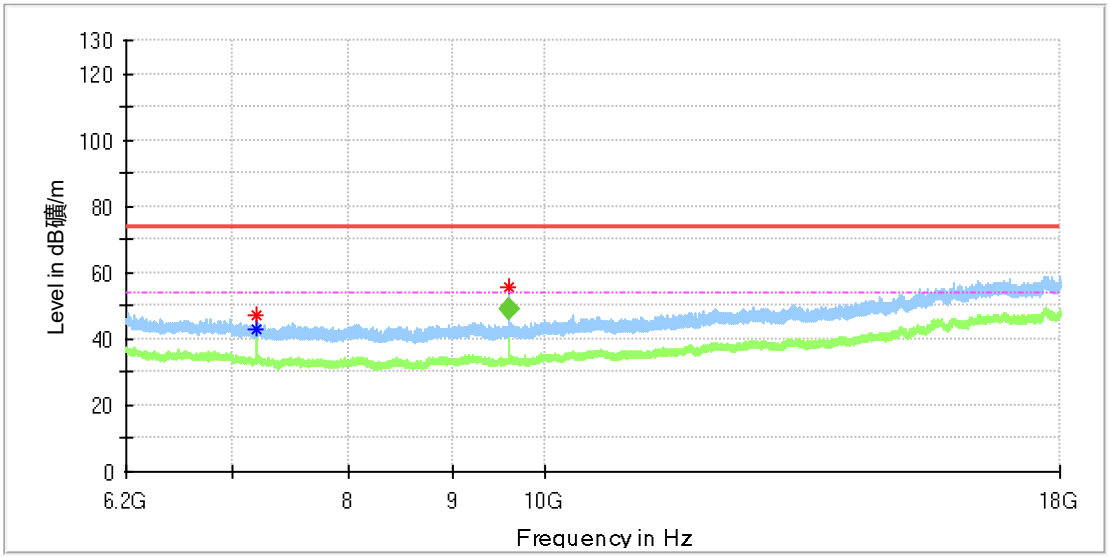

Critical_Freqs

Frequency (MHz)	MaxPeak (dBµV/m)	Average (dBµV/m)	Limit (dBµV/m)	Margin (dB)	Height (cm)	Pol	Azimuth (deg)	Corr. (dB/m)
7200.050000	46.86	---	74.00	27.14	100.0	H	44.0	8.8
7200.050000	---	43.19	54.00	10.81	100.0	H	44.0	8.8
9601.841667	55.63	---	74.00	18.37	100.0	H	154.0	10.4

Final_Result

Frequency (MHz)	Average (dBµV/m)	Limit (dBµV/m)	Margin (dB)	Height (cm)	Pol	Azimuth (deg)	Corr. (dB/m)
9602.009584	48.82	54.00	5.18	100.0	H	154.0	10.4

EUT Information

EUT Name:	WIRELESS SOUND-PODS
Model:	160478
Test Mode:	BR_DH5_Low channel
Test Voltage::	AC 120V, 60Hz
Remark:	Temp 23 Humi:55%
Test Standard:	FCC 15.249
Tested By:	Kei Zhang
Reviewed By:	Terry Yin

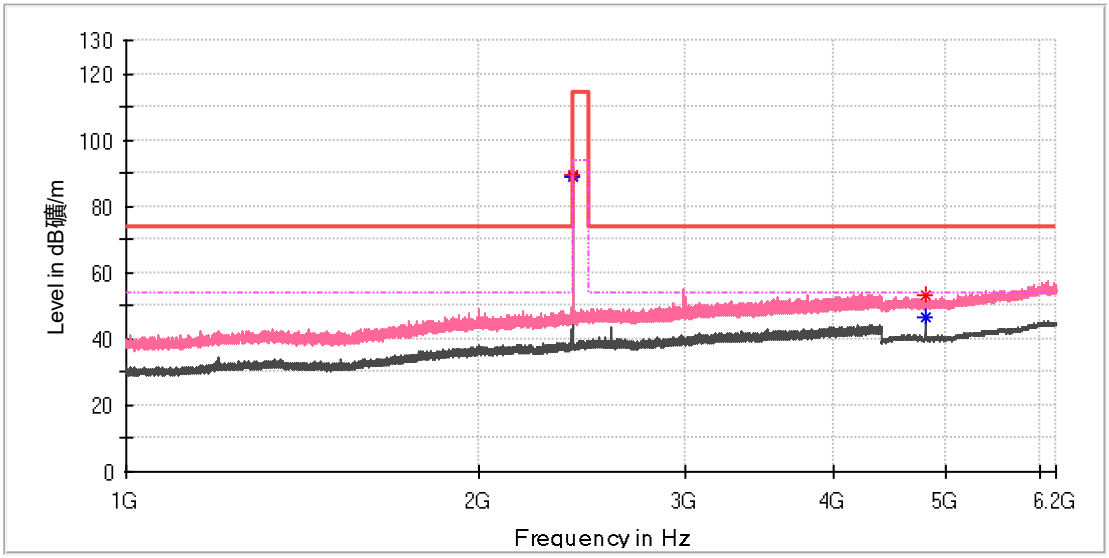

Critical_Freqs

Frequency (MHz)	MaxPeak (dBµV/m)	Average (dBµV/m)	Limit (dBµV/m)	Margin (dB)	Height (cm)	Pol	Azimuth (deg)	Corr. (dB/m)
2401.820000	89.22	---	114.00	24.78	100.0	V	190.0	7.0
2401.990000	---	88.96	94.00	5.04	100.0	V	190.0	7.0
4801.000000	---	46.65	54.00	7.35	100.0	V	226.0	11.8
4801.000000	53.14	---	74.00	20.86	100.0	V	226.0	11.8

Final_Result

Frequency (MHz)	MaxPeak (dBµV/m)	Limit (dBµV/m)	Margin (dB)	Height (cm)	Pol	Azimuth (deg)	Corr. (dB/m)
---	---	---	---	---		---	---

EUT Information

EUT Name:	WIRELESS SOUND-PODS
Model:	160478
Test Mode:	BR_DH5_Low channel
Test Voltage::	AC 120V, 60Hz
Remark:	Temp 23 Humi:55%
Test Standard:	FCC 15.249
Tested By:	Kei Zhang
Reviewed By:	Terry Yin

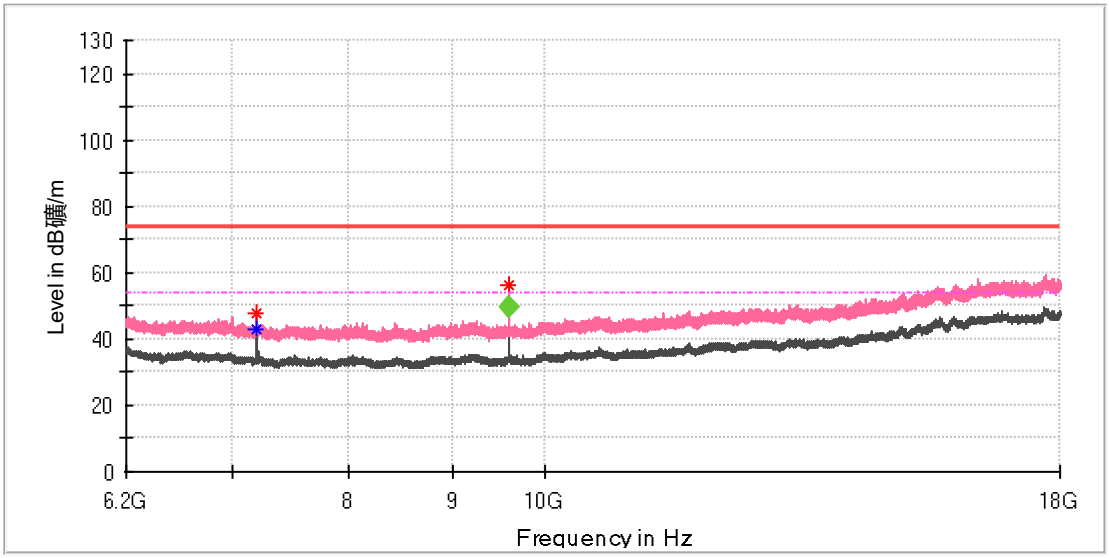

Critical_Freqs

Frequency (MHz)	MaxPeak (dBµV/m)	Average (dBµV/m)	Limit (dBµV/m)	Margin (dB)	Height (cm)	Pol	Azimuth (deg)	Corr. (dB/m)
7200.050000	---	43.10	54.00	10.90	100.0	V	105.0	8.8
7200.050000	47.49	---	74.00	26.51	100.0	V	105.0	8.8
9601.841667	56.21	---	74.00	17.79	100.0	V	127.0	10.4

Final_Result

Frequency (MHz)	Average (dBµV/m)	Limit (dBµV/m)	Margin (dB)	Height (cm)	Pol	Azimuth (deg)	Corr. (dB/m)
9601.909167	49.47	54.00	4.53	100.0	V	127.0	10.4

EUT Information

EUT Name:	WIRELESS SOUND-PODS
Model:	160478
Test Mode:	BR_DH5_Mid channel
Test Voltage::	AC 120V, 60Hz
Remark:	Temp 23 Humi:55%
Test Standard:	FCC 15.249
Tested By:	Kei Zhang
Reviewed By:	Terry Yin

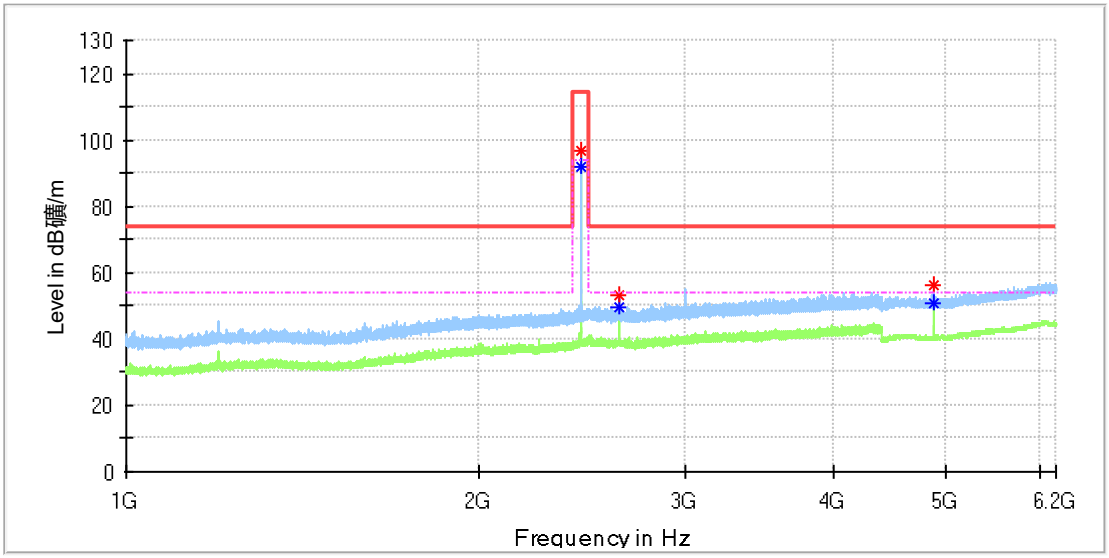

Critical_Freqs

Frequency (MHz)	MaxPeak (dBµV/m)	Average (dBµV/m)	Limit (dBµV/m)	Margin (dB)	Height (cm)	Pol	Azimuth (deg)	Corr. (dB/m)
2440.410000	---	92.20	94.00	1.80	100.0	H	138.0	7.4
2440.750000	96.99	---	114.00	17.01	100.0	H	138.0	7.4
2633.020000	53.26	---	74.00	20.74	100.0	H	155.0	7.5
2633.020000	---	49.31	54.00	4.69	100.0	H	155.0	7.5
4878.500000	55.95	---	74.00	18.05	100.0	H	165.0	11.8
4878.500000	---	50.83	54.00	3.17	100.0	H	165.0	11.8

Final_Result

Frequency (MHz)	MaxPeak (dBµV/m)	Limit (dBµV/m)	Margin (dB)	Height (cm)	Pol	Azimuth (deg)	Corr. (dB/m)
---	---	---	---	---		---	---

EUT Information

EUT Name:	WIRELESS SOUND-PODS
Model:	160478
Test Mode:	BR_DH5_Mid channel
Test Voltage::	AC 120V, 60Hz
Remark:	Temp 23 Humi:55%
Test Standard:	FCC 15.249
Tested By:	Kei Zhang
Reviewed By:	Terry Yin

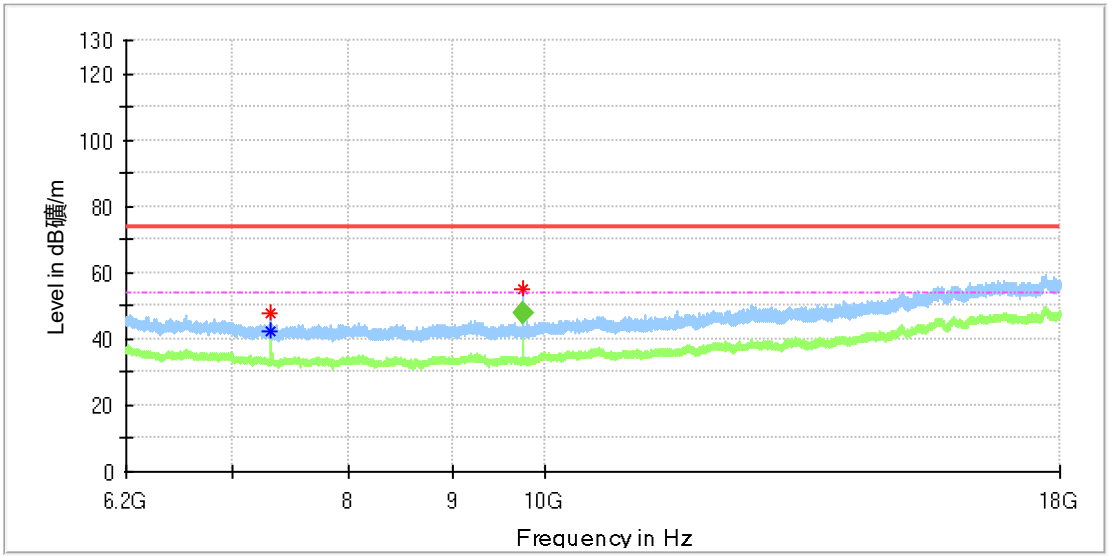

Critical_Freqs

Frequency (MHz)	MaxPeak (dBµV/m)	Average (dBµV/m)	Limit (dBµV/m)	Margin (dB)	Height (cm)	Pol	Azimuth (deg)	Corr. (dB/m)
7317.066667	---	42.62	54.00	11.38	100.0	H	27.0	8.2
7317.066667	47.56	---	74.00	26.44	100.0	H	27.0	8.2
9758.191667	54.82	---	74.00	19.18	100.0	H	177.0	10.4

Final_Result

Frequency (MHz)	Average (dBµV/m)	Limit (dBµV/m)	Margin (dB)	Height (cm)	Pol	Azimuth (deg)	Corr. (dB/m)
9758.042083	47.87	54.00	6.13	100.0	H	177.0	10.4

EUT Information

EUT Name:	WIRELESS SOUND-PODS
Model:	160478
Test Mode:	BR_DH5_Mid channel
Test Voltage::	AC 120V, 60Hz
Remark:	Temp 23 Humi:55%
Test Standard:	FCC 15.249
Tested By:	Kei Zhang
Reviewed By:	Terry Yin

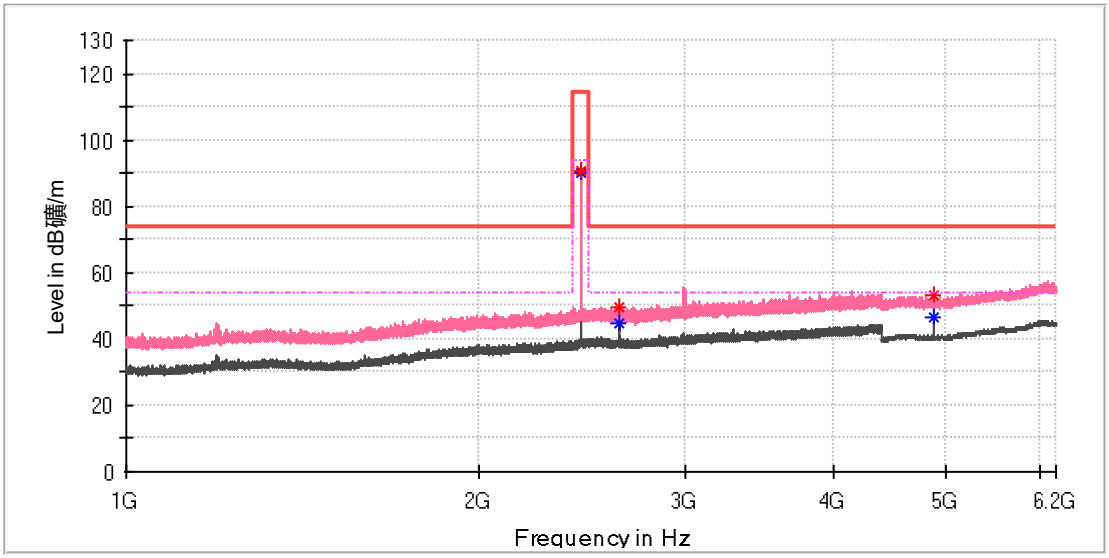

Critical_Freqs

Frequency (MHz)	MaxPeak (dBµV/m)	Average (dBµV/m)	Limit (dBµV/m)	Margin (dB)	Height (cm)	Pol	Azimuth (deg)	Corr. (dB/m)
2440.920000	---	90.34	94.00	3.66	100.0	V	203.0	7.4
2440.920000	90.53	---	114.00	23.47	100.0	V	203.0	7.4
2632.170000	49.80	---	74.00	24.20	100.0	V	237.0	7.5
2632.850000	---	44.61	54.00	9.39	100.0	V	218.0	7.5
4879.000000	---	46.79	54.00	7.21	100.0	V	311.0	11.8
4879.000000	53.22	---	74.00	20.78	100.0	V	311.0	11.8

Final_Result

Frequency (MHz)	MaxPeak (dBµV/m)	Limit (dBµV/m)	Margin (dB)	Height (cm)	Pol	Azimuth (deg)	Corr. (dB/m)
---	---	---	---	---		---	---

EUT Information

EUT Name:	WIRELESS SOUND-PODS
Model:	160478
Test Mode:	BR_DH5_Mid channel
Test Voltage::	AC 120V, 60Hz
Remark:	Temp 23 Humi:55%
Test Standard:	FCC 15.249
Tested By:	Kei Zhang
Reviewed By:	Terry Yin

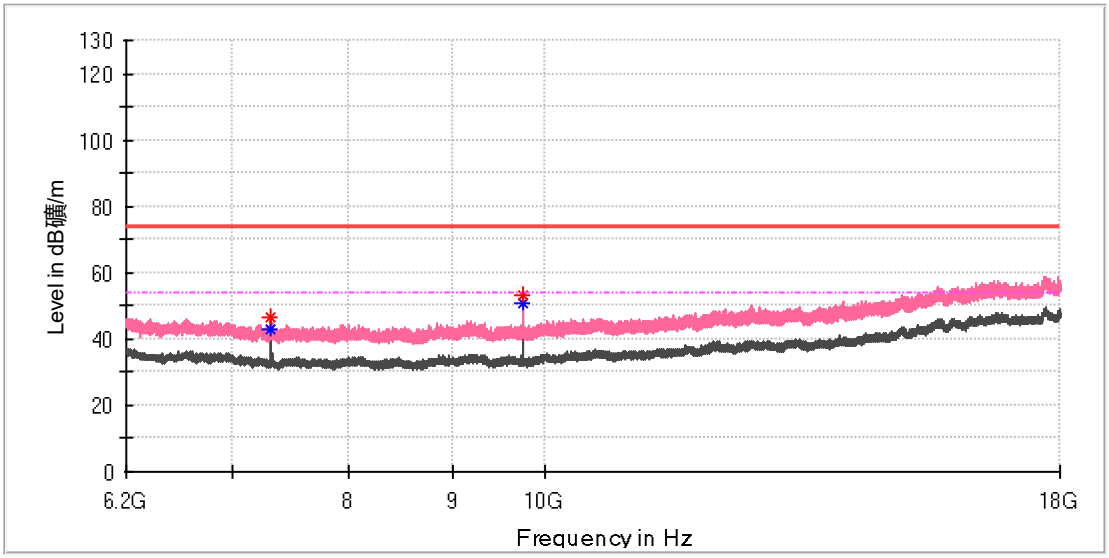

Critical_Freqs

Frequency (MHz)	MaxPeak (dBµV/m)	Average (dBµV/m)	Limit (dBµV/m)	Margin (dB)	Height (cm)	Pol	Azimuth (deg)	Corr. (dB/m)
7316.575000	46.80	---	74.00	27.20	100.0	V	1.0	8.2
7316.575000	---	42.98	54.00	11.02	100.0	V	1.0	8.2
9757.700000	53.44	---	74.00	20.56	100.0	V	80.0	10.4
9758.191667	---	50.84	54.00	3.16	100.0	V	270.0	10.4

Final_Result

Frequency (MHz)	MaxPeak (dBµV/m)	Limit (dBµV/m)	Margin (dB)	Height (cm)	Pol	Azimuth (deg)	Corr. (dB/m)
---	---	---	---	---		---	---

EUT Information

EUT Name:	WIRELESS SOUND-PODS
Model:	160478
Test Mode:	BR_DH5_High channel
Test Voltage::	AC 120V, 60Hz
Remark:	Temp 23 Humi:55%
Test Standard:	FCC 15.249
Tested By:	Kei Zhang
Reviewed By:	Terry Yin

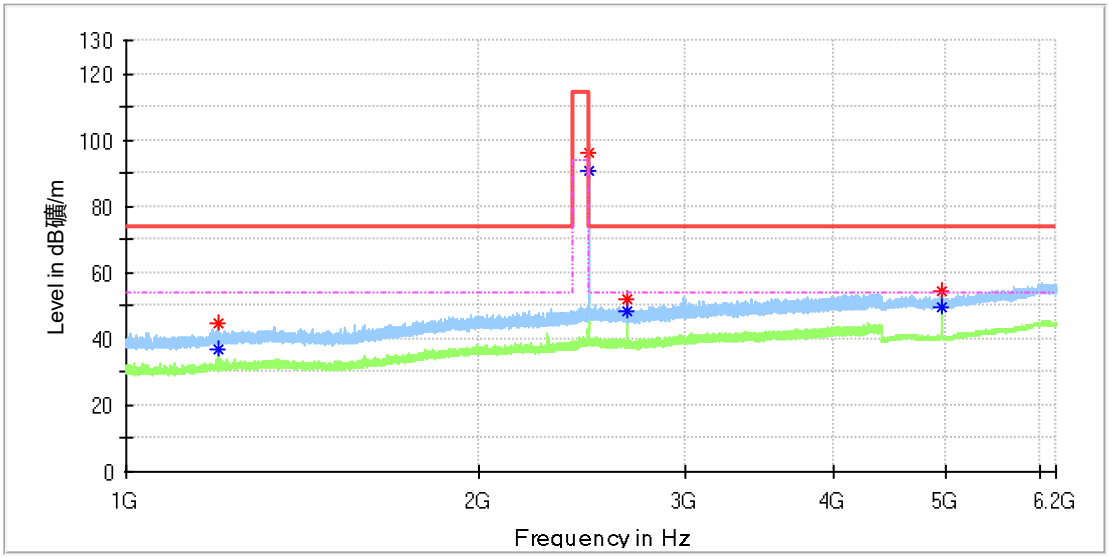

Critical_Freqs

Frequency (MHz)	MaxPeak (dBµV/m)	Average (dBµV/m)	Limit (dBµV/m)	Margin (dB)	Height (cm)	Pol	Azimuth (deg)	Corr. (dB/m)
1197.710000	44.86	---	74.00	29.14	100.0	H	255.0	1.1
1197.880000	---	36.91	54.00	17.09	100.0	H	0.0	1.1
2479.850000	96.04	---	114.00	17.96	100.0	H	189.0	7.4
2480.700000	---	90.40	94.00	3.60	100.0	H	140.0	7.4
2671.950000	51.77	---	74.00	22.23	100.0	H	172.0	7.5
2671.950000	---	48.35	54.00	5.65	100.0	H	172.0	7.5
4956.500000	54.56	---	74.00	19.44	100.0	H	3.0	11.8
4957.000000	---	49.54	54.00	4.46	100.0	H	159.0	11.8

Final_Result

Frequency (MHz)	MaxPeak (dBµV/m)	Limit (dBµV/m)	Margin (dB)	Height (cm)	Pol	Azimuth (deg)	Corr. (dB/m)
---	---	---	---	---		---	---

EUT Information

EUT Name:	WIRELESS SOUND-PODS
Model:	160478
Test Mode:	BR_DH5_High channel
Test Voltage::	AC 120V, 60Hz
Remark:	Temp 23 Humi:55%
Test Standard:	FCC 15.249
Tested By:	Kei Zhang
Reviewed By:	Terry Yin

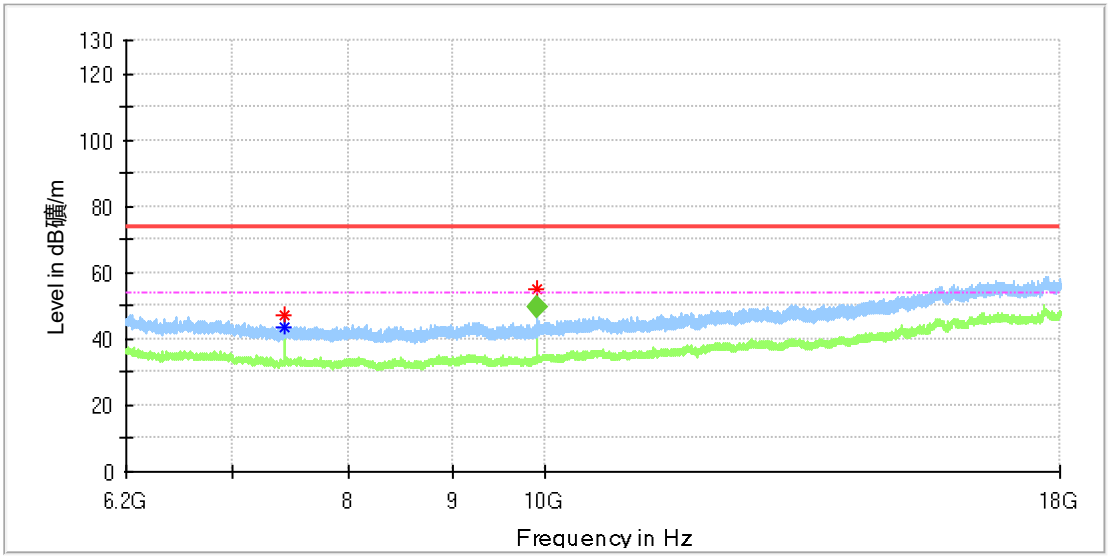

Critical_Freqs

Frequency (MHz)	MaxPeak (dBµV/m)	Average (dBµV/m)	Limit (dBµV/m)	Margin (dB)	Height (cm)	Pol	Azimuth (deg)	Corr. (dB/m)
7433.591667	---	43.55	54.00	10.45	100.0	H	51.0	8.4
7434.083333	47.29	---	74.00	26.71	100.0	H	0.0	8.4
9914.050000	54.91	---	74.00	19.09	100.0	H	224.0	10.8

Final_Result

Frequency (MHz)	Average (dBµV/m)	Limit (dBµV/m)	Margin (dB)	Height (cm)	Pol	Azimuth (deg)	Corr. (dB/m)
9913.951667	49.65	54.00	4.35	100.0	H	224.0	10.8

EUT Information

EUT Name:	WIRELESS SOUND-PODS
Model:	160478
Test Mode:	BR_DH5_High channel
Test Voltage::	AC 120V, 60Hz
Remark:	Temp 23 Humi:55%
Test Standard:	FCC 15.249
Tested By:	Kei Zhang
Reviewed By:	Terry Yin

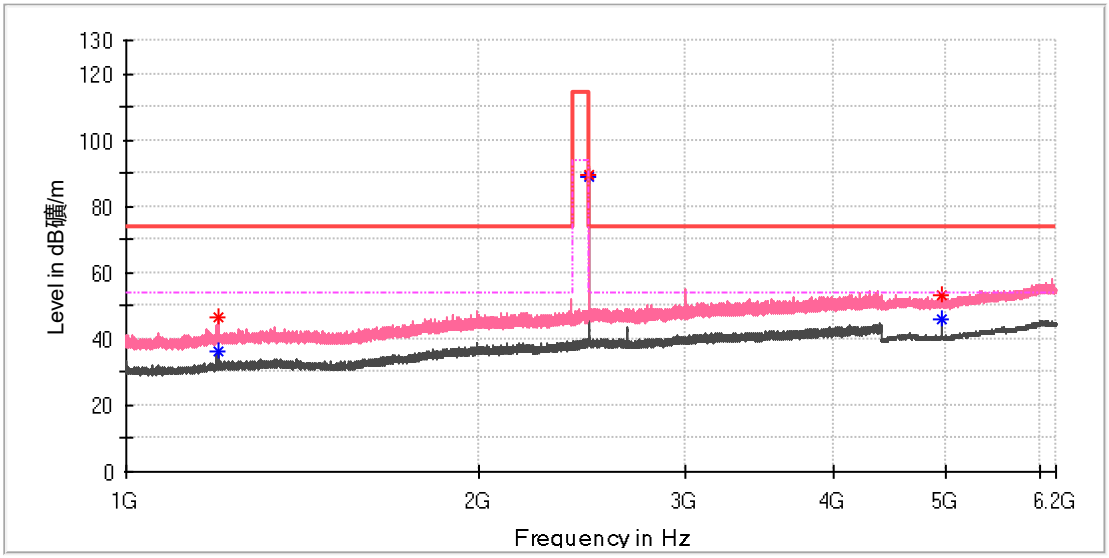

Critical_Freqs

Frequency (MHz)	MaxPeak (dBµV/m)	Average (dBµV/m)	Limit (dBµV/m)	Margin (dB)	Height (cm)	Pol	Azimuth (deg)	Corr. (dB/m)
1196.690000	46.73	---	74.00	27.27	100.0	V	0.0	1.1
1197.030000	---	36.12	54.00	17.88	100.0	V	0.0	1.1
2479.850000	89.28	---	114.00	24.72	100.0	V	198.0	7.4
2480.020000	---	88.98	94.00	5.02	100.0	V	198.0	7.4
4956.500000	53.15	---	74.00	20.85	100.0	V	306.0	11.8
4957.000000	---	46.08	54.00	7.92	100.0	V	211.0	11.8

Final_Result

Frequency (MHz)	MaxPeak (dBµV/m)	Limit (dBµV/m)	Margin (dB)	Height (cm)	Pol	Azimuth (deg)	Corr. (dB/m)
---	---	---	---	---		---	---

EUT Information

EUT Name:	WIRELESS SOUND-PODS
Model:	160478
Test Mode:	BR_DH5_High channel
Test Voltage::	AC 120V, 60Hz
Remark:	Temp 23 Humi:55%
Test Standard:	FCC 15.249
Tested By:	Kei Zhang
Reviewed By:	Terry Yin

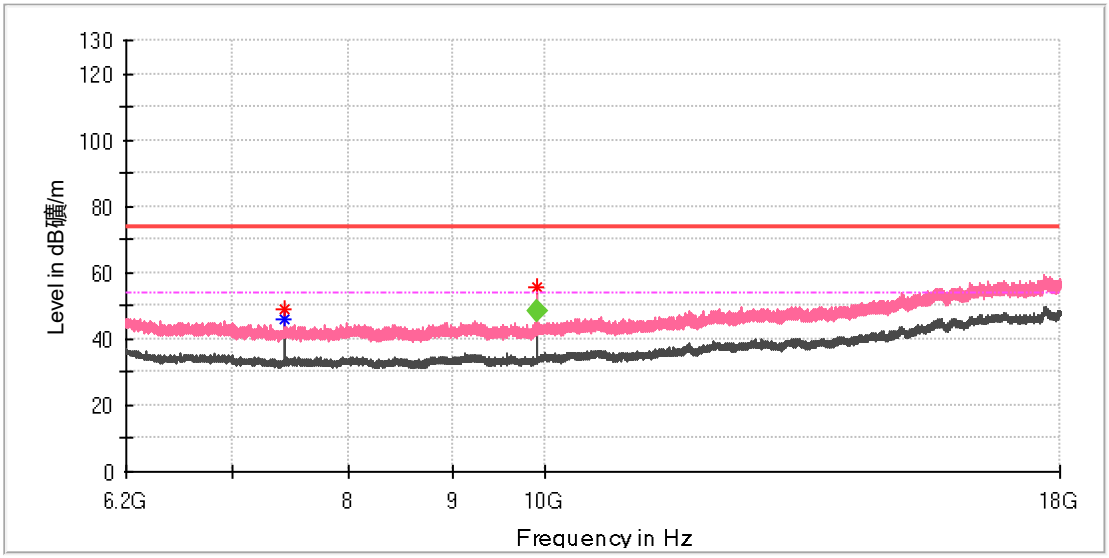

Critical_Freqs

Frequency (MHz)	MaxPeak (dBµV/m)	Average (dBµV/m)	Limit (dBµV/m)	Margin (dB)	Height (cm)	Pol	Azimuth (deg)	Corr. (dB/m)
7433.591667	---	45.95	54.00	8.05	100.0	V	113.0	8.4
7434.083333	49.04	---	74.00	24.96	100.0	V	113.0	8.4
9914.050000	55.41	---	74.00	18.59	100.0	V	133.0	10.8

Final_Result

Frequency (MHz)	Average (dBµV/m)	Limit (dBµV/m)	Margin (dB)	Height (cm)	Pol	Azimuth (deg)	Corr. (dB/m)
9914.030833	48.37	54.00	5.63	100.0	V	133.0	10.8

Appendix B.2: Test Results of 20dB Bandwidth

2402MHz

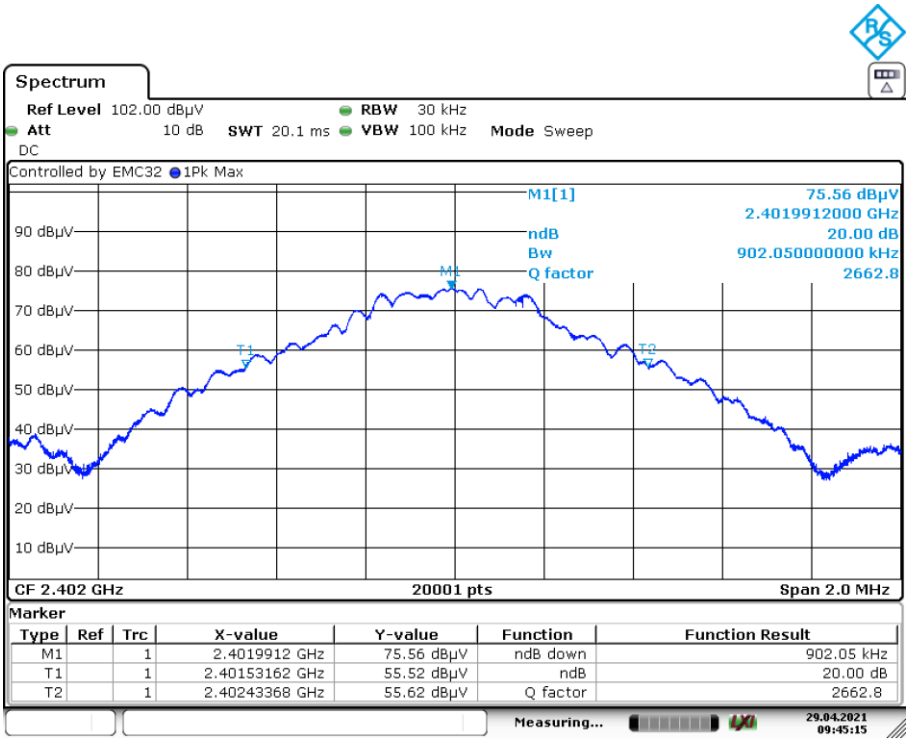

Date: 29.APR.2021 09:45:15

2441MHz

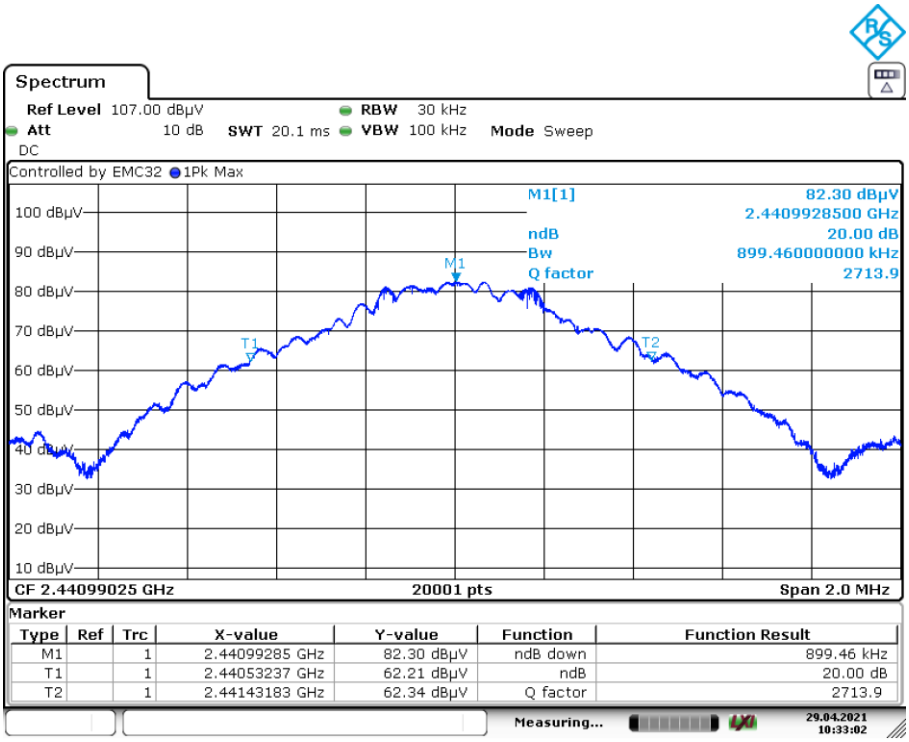

Date: 29.APR.2021 10:33:02

2480MHz

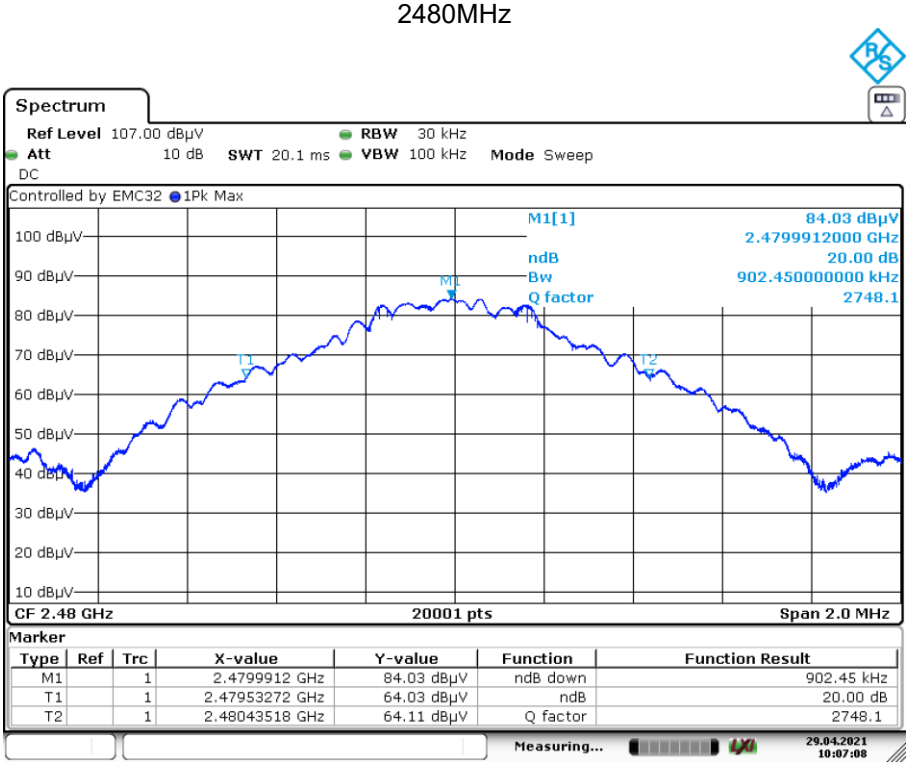

Date: 29.APR.2021 10:07:08

Appendix B.3: Test Results of 99% Bandwidth

2402MHz

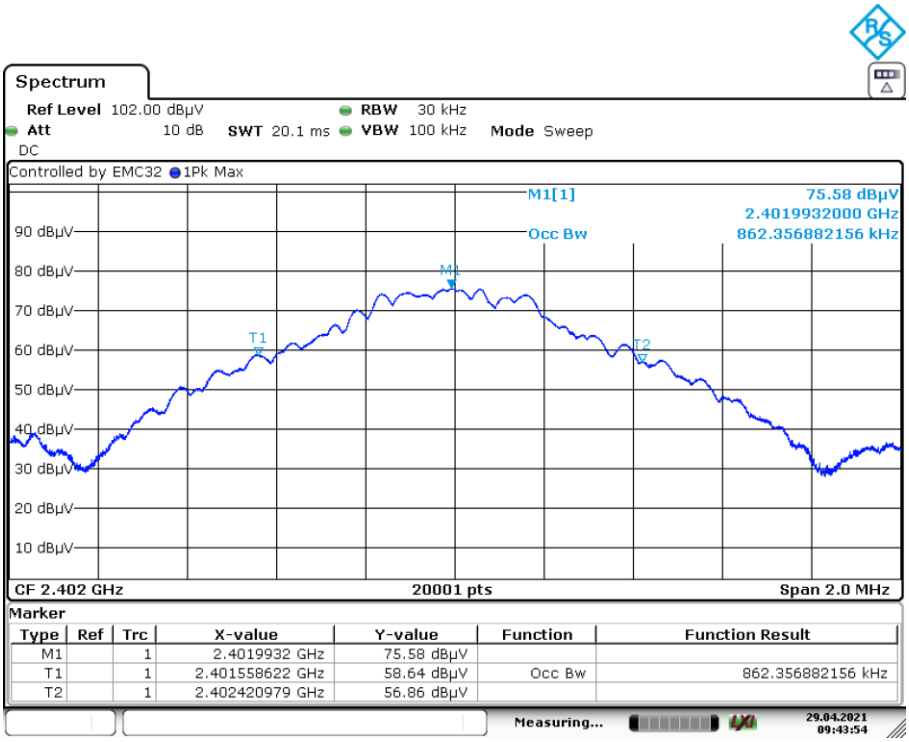

Date: 29.APR.2021 09:43:54

2441MHz

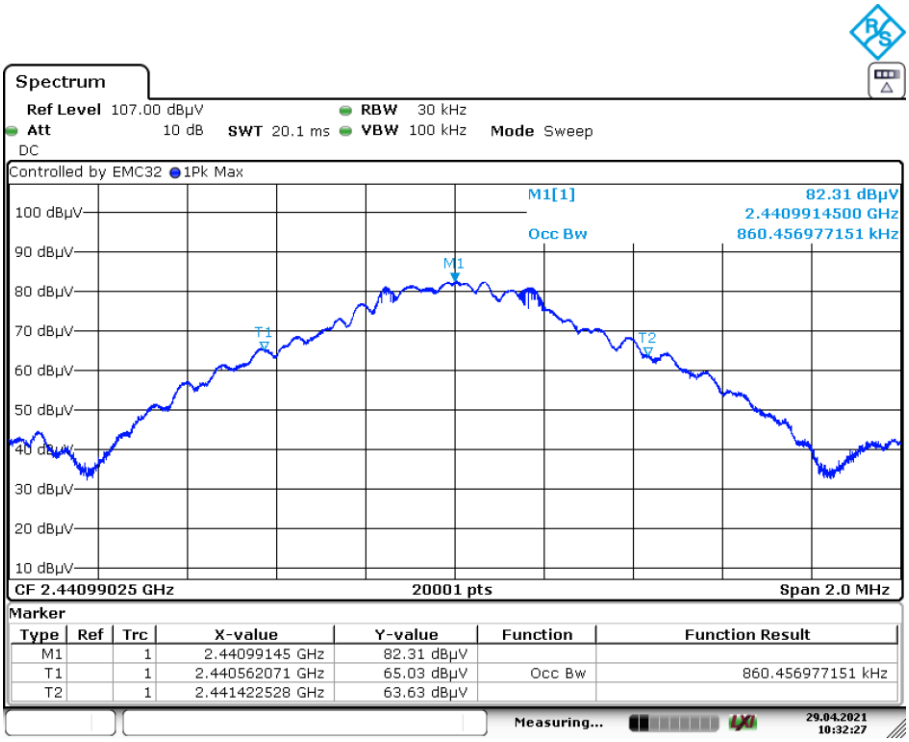

Date: 29.APR.2021 10:32:27

2480MHz

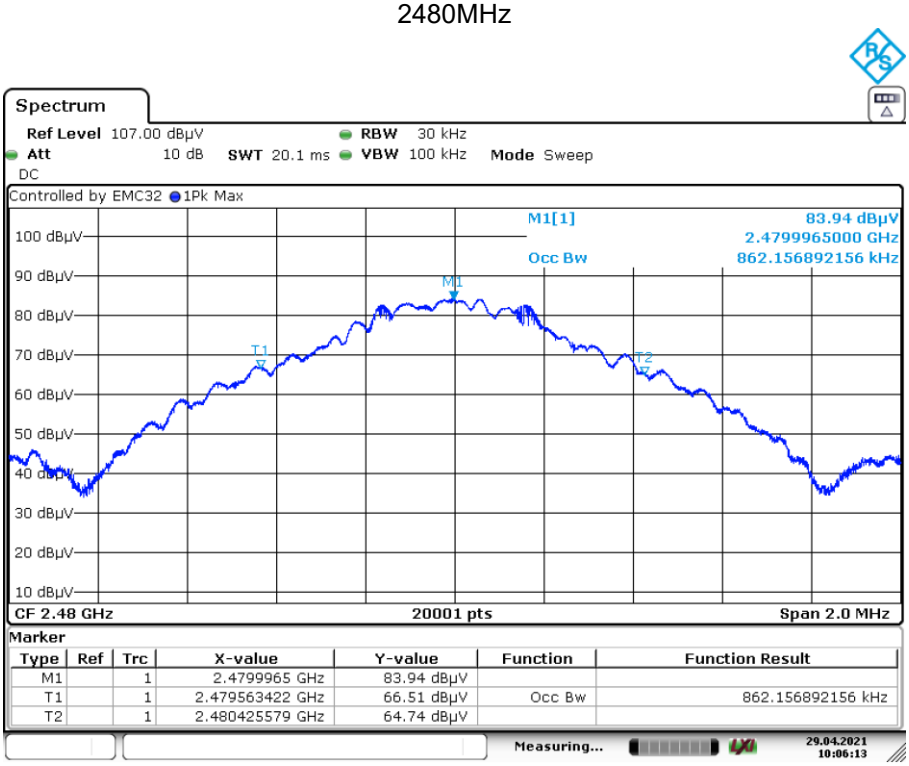

Date: 29.APR.2021 10:06:13

Appendix B.4: Test Result of Band Edge

EUT Information

EUT Name:	WIRELESS SOUND-PODS
Model:	160478
Test Mode:	BR_DH5_Low channel
Test Voltage::	AC 120V, 60Hz
Remark:	Temp 23 Humi:55%
Test Standard:	FCC 15.249
Tested By:	Kei Zhang
Reviewed By:	Terry Yin

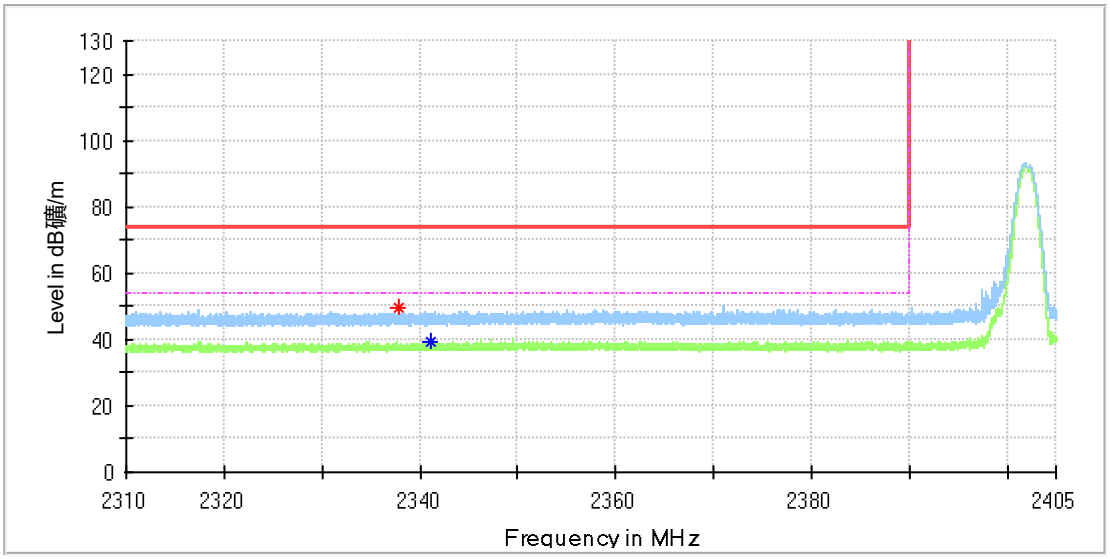

Critical_Freqs

Frequency (MHz)	MaxPeak (dBµV/m)	Average (dBµV/m)	Limit (dBµV/m)	Margin (dB)	Height (cm)	Pol	Azimuth (deg)	Corr. (dB/m)
2337.892000	49.41	---	74.00	24.59	100.0	H	221.0	6.8
2341.060250	---	39.04	54.00	14.96	100.0	H	188.0	6.8

Final_Result

Frequency (MHz)	MaxPeak (dBµV/m)	Limit (dBµV/m)	Margin (dB)	Height (cm)	Pol	Azimuth (deg)	Corr. (dB/m)
---	---	---	---	---		---	---

EUT Information

EUT Name:	WIRELESS SOUND-PODS
Model:	160478
Test Mode:	BR_DH5_Low channel
Test Voltage::	AC 120V, 60Hz
Remark:	Temp 23 Humi:55%
Test Standard:	FCC 15.249
Tested By:	Kei Zhang
Reviewed By:	Terry Yin

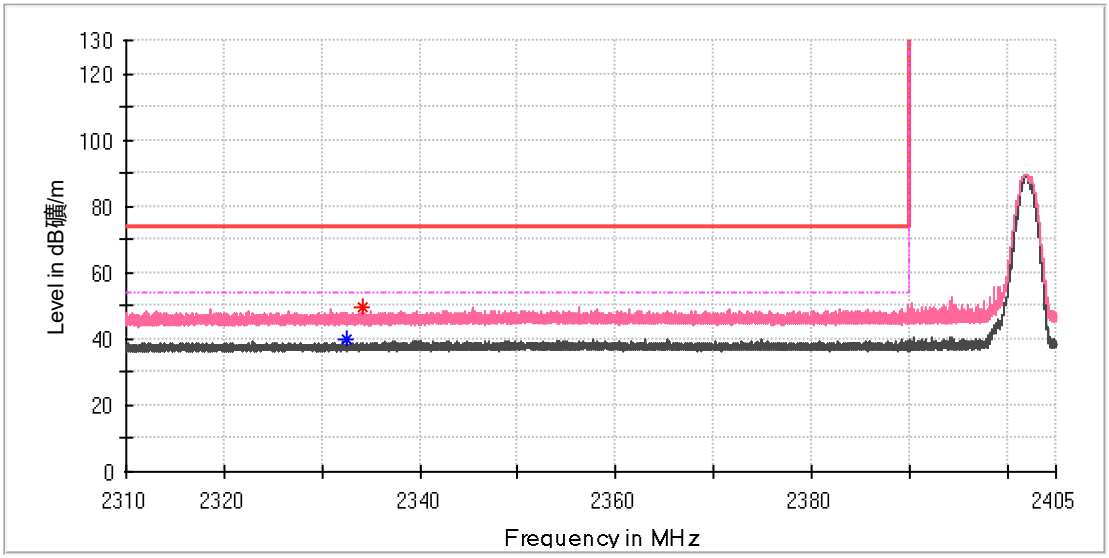

Critical_Freqs

Frequency (MHz)	MaxPeak (dBµV/m)	Average (dBµV/m)	Limit (dBµV/m)	Margin (dB)	Height (cm)	Pol	Azimuth (deg)	Corr. (dB/m)
2332.581500	---	39.63	54.00	14.37	100.0	V	301.0	6.7
2334.168000	49.30	---	74.00	24.70	100.0	V	3.0	6.7

Final_Result

Frequency (MHz)	MaxPeak (dBµV/m)	Limit (dBµV/m)	Margin (dB)	Height (cm)	Pol	Azimuth (deg)	Corr. (dB/m)
---	---	---	---	---		---	---

EUT Information

EUT Name:	WIRELESS SOUND-PODS
Model:	160478
Test Mode:	BR_DH5_High channel
Test Voltage::	AC 120V, 60Hz
Remark:	Temp 23 Humi:55%
Test Standard:	FCC 15.249
Tested By:	Kei Zhang
Reviewed By:	Terry Yin

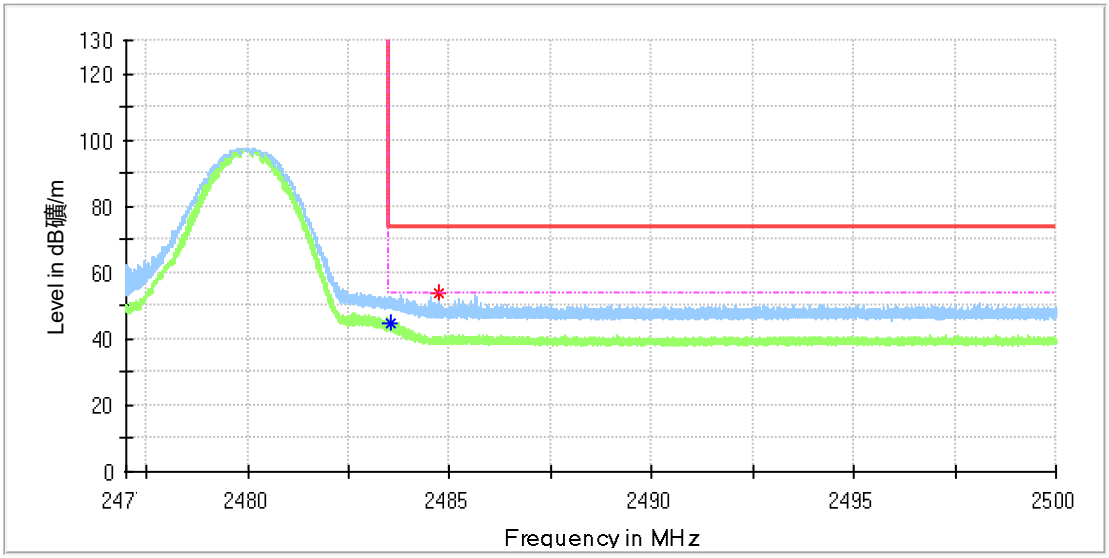

Critical_Freqs

Frequency (MHz)	MaxPeak (dBµV/m)	Average (dBµV/m)	Limit (dBµV/m)	Margin (dB)	Height (cm)	Pol	Azimuth (deg)	Corr. (dB/m)
2483.558450	---	44.87	54.00	9.13	100.0	H	133.0	7.4
2484.751000	53.54	---	74.00	20.46	100.0	H	0.0	7.4

Final_Result

Frequency (MHz)	MaxPeak (dBµV/m)	Limit (dBµV/m)	Margin (dB)	Height (cm)	Pol	Azimuth (deg)	Corr. (dB/m)
---	---	---	---	---		---	---

EUT Information

EUT Name:	WIRELESS SOUND-PODS
Model:	160478
Test Mode:	BR_DH5_High channel
Test Voltage::	AC 120V, 60Hz
Remark:	Temp 23 Humi:55%
Test Standard:	FCC 15.249
Tested By:	Kei Zhang
Reviewed By:	Terry Yin

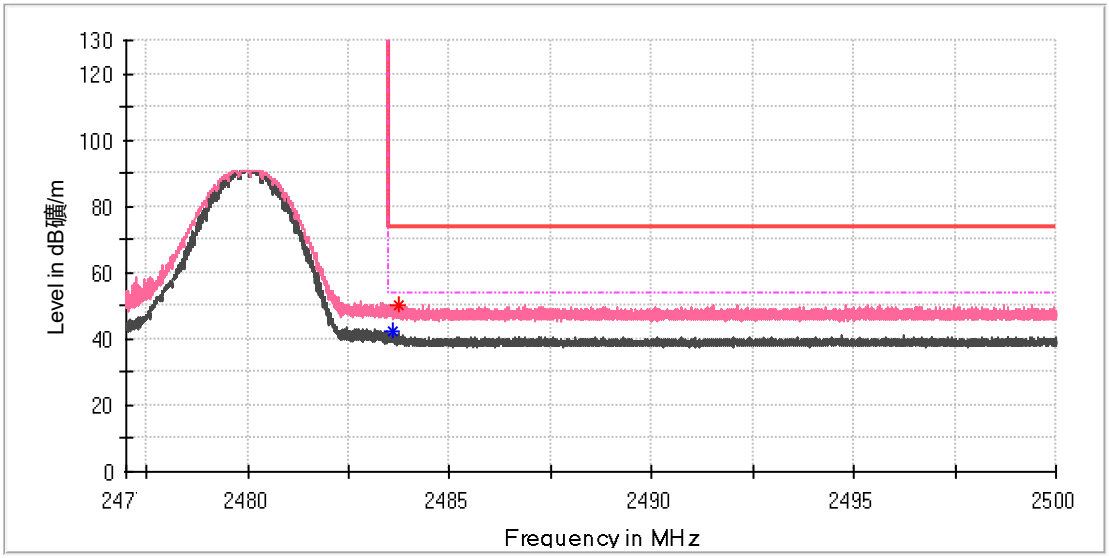

Critical_Freqs

Frequency (MHz)	MaxPeak (dBµV/m)	Average (dBµV/m)	Limit (dBµV/m)	Margin (dB)	Height (cm)	Pol	Azimuth (deg)	Corr. (dB/m)
2483.572250	---	42.30	54.00	11.70	100.0	V	191.0	7.4
2483.745900	50.24	---	74.00	23.76	100.0	V	191.0	7.4

Final_Result

Frequency (MHz)	MaxPeak (dBµV/m)	Limit (dBµV/m)	Margin (dB)	Height (cm)	Pol	Azimuth (deg)	Corr. (dB/m)
---	---	---	---	---		---	---

Appendix B.5: Test Result of Conducted Emission on AC Mains

Charging mode

EUT Information

EUT Name:	WIRELESS SOUND-PODS
Order No.:	168314205 41
Model:	160478
Test Mode:	Charging
Test Voltage:	AC 120V/60Hz
Test By:	Mac Xie
Review By:	Gary Chen
Remark:	SR1

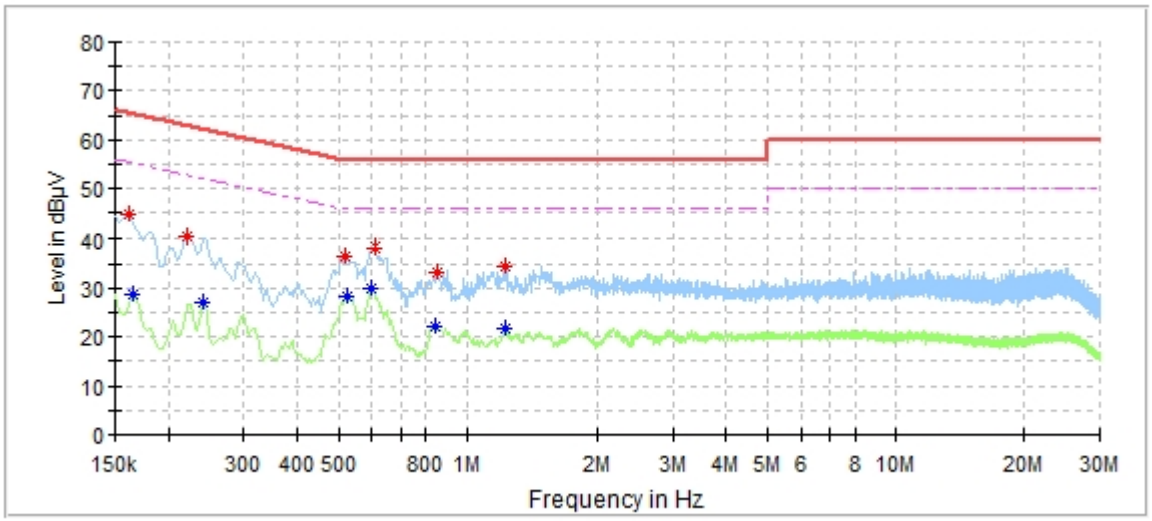

Critical_Freqs

Frequency (MHz)	MaxPeak (dBµV)	Average (dBµV)	Limit (dBµV)	Margin (dB)	Line	Corr. (dB)
0.162000	44.73	---	65.36	20.63	L1	9.6
0.166000	---	28.68	55.16	26.48	L1	9.6
0.222000	40.34	---	62.74	22.40	L1	9.6
0.242000	---	26.88	52.03	25.14	L1	9.6
0.520000	36.31	---	56.00	19.69	L1	9.7
0.524000	---	28.35	46.00	17.65	L1	9.7
0.596000	---	29.99	46.00	16.01	L1	9.7
0.608000	38.08	---	56.00	17.92	L1	9.7
0.840000	---	22.30	46.00	23.70	L1	9.7
0.856000	33.19	---	56.00	22.81	L1	9.7
1.224000	34.52	---	56.00	21.49	L1	9.7
1.236000	---	21.54	46.00	24.46	L1	9.7

EUT Information

EUT Name:	WIRELESS SOUND-PODS
Order No.:	168314205 41
Model:	160478
Test Mode:	Charging
Test Voltage:	AC 120V/60Hz
Test By:	Mac Xie
Review By:	Gary Chen
Remark:	SR1

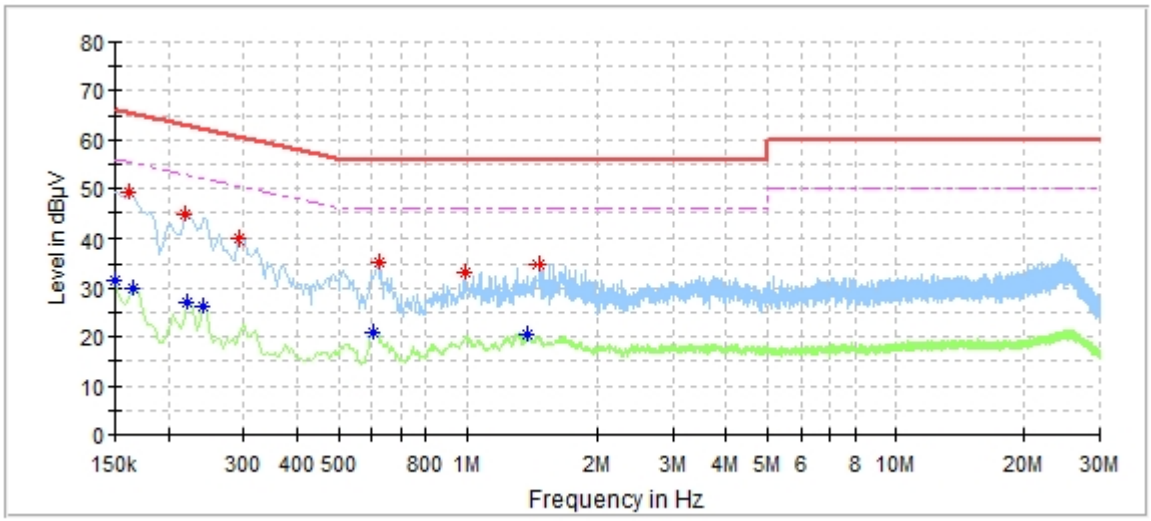

Critical_Freqs

Frequency (MHz)	MaxPeak (dBµV)	Average (dBµV)	Limit (dBµV)	Margin (dB)	Line	Corr. (dB)
0.150000	---	31.53	56.00	24.47	N	9.6
0.162000	49.27	---	65.36	16.09	N	9.6
0.166000	---	29.86	55.16	25.30	N	9.6
0.218000	44.54	---	62.90	18.36	N	9.6
0.222000	---	27.15	52.74	25.59	N	9.6
0.242000	---	26.40	52.03	25.63	N	9.6
0.294000	39.79	---	60.41	20.62	N	9.6
0.604000	---	21.01	46.00	24.99	N	9.7
0.620000	35.18	---	56.00	20.82	N	9.7
0.988000	33.27	---	56.00	22.73	N	9.7
1.380000	---	20.61	46.00	25.39	N	9.7
1.464000	34.80	---	56.00	21.20	N	9.7

Appendix B.6: Test Result of Radiated Emissions, Below 1GHz

Charging mode

EUT Information

EUT Name:	WIRELESS SOUND-PODS
Model	160478
Order No:	168314205 41
Test Mode:	Charging
Test Voltage:	AC 120V/60Hz
Test By:	Mac Xie
Review By:	Gary Chen
Adapter:	3m Chamber

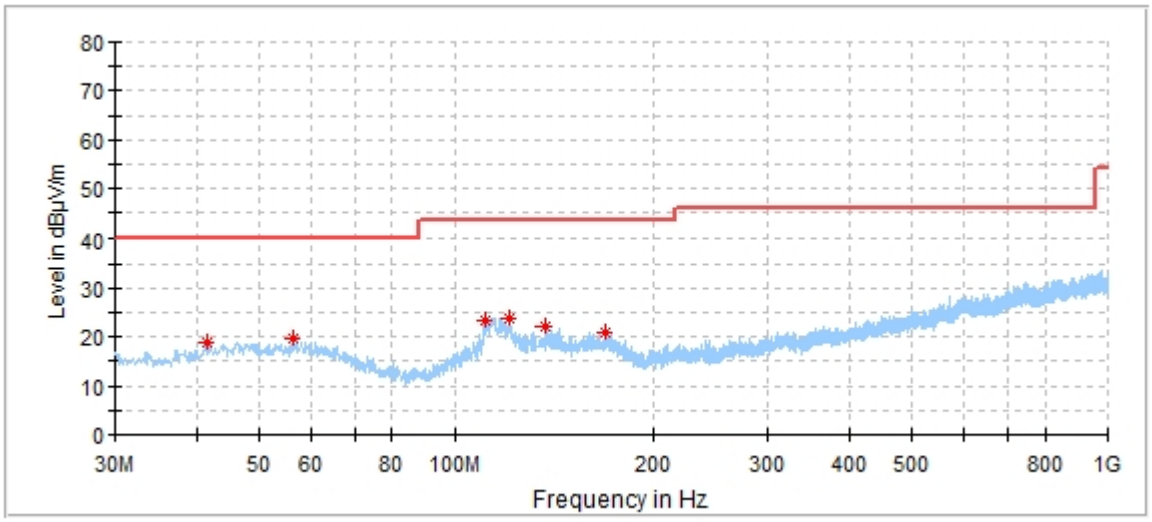

Critical_Freqs

Frequency (MHz)	MaxPeak (dBµV/m)	Limit (dBµV/m)	Margin (dB)	Height (cm)	Pol	Azimuth (deg)	Corr. (dB/m)
41.446000	18.98	40.00	21.02	200.0	H	0.0	19.9
56.384000	19.80	40.00	20.20	100.0	H	14.0	21.2
111.286000	23.42	43.50	20.08	200.0	H	203.0	18.2
121.083000	23.61	43.50	19.89	300.0	H	181.0	19.2
137.088000	22.23	43.50	21.27	200.0	H	203.0	19.9
169.292000	21.02	43.50	22.48	300.0	H	243.0	21.6

EUT Information

EUT Name:	WIRELESS SOUND-PODS
Model	160478
Order No:	168314205 41
Test Mode:	Charging
Test Voltage:	AC 120V/60Hz
Test By:	Mac Xie
Review By:	Gary Chen
Adapter:	3m Chamber

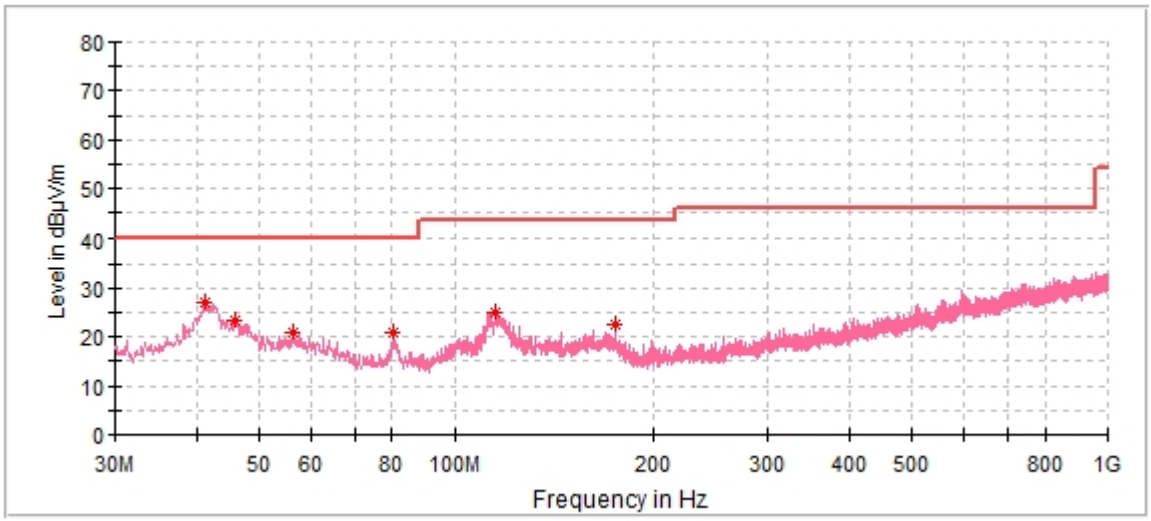

Critical_Freqs

Frequency (MHz)	MaxPeak (dBµV/m)	Limit (dBµV/m)	Margin (dB)	Height (cm)	Pol	Azimuth (deg)	Corr. (dB/m)
41.349000	26.95	40.00	13.05	100.0	V	168.0	19.9
45.811000	23.42	40.00	16.58	100.0	V	101.0	20.9
56.384000	21.11	40.00	18.89	200.0	V	151.0	21.2
80.440000	20.77	40.00	19.23	200.0	V	162.0	15.7
115.263000	24.84	43.50	18.66	100.0	V	333.0	19.1
174.627000	22.41	43.50	21.09	100.0	V	261.0	20.6

BT playing mode

EUT Information

EUT Name:	WIRELESS SOUND-PODS
Model	160478
Order No:	168314205 41
Test Mode:	BT Playing
Test Voltage:	DC 3.7V
Test By:	Mac Xie
Review By:	Gary Chen
Adapter:	3m Chamber

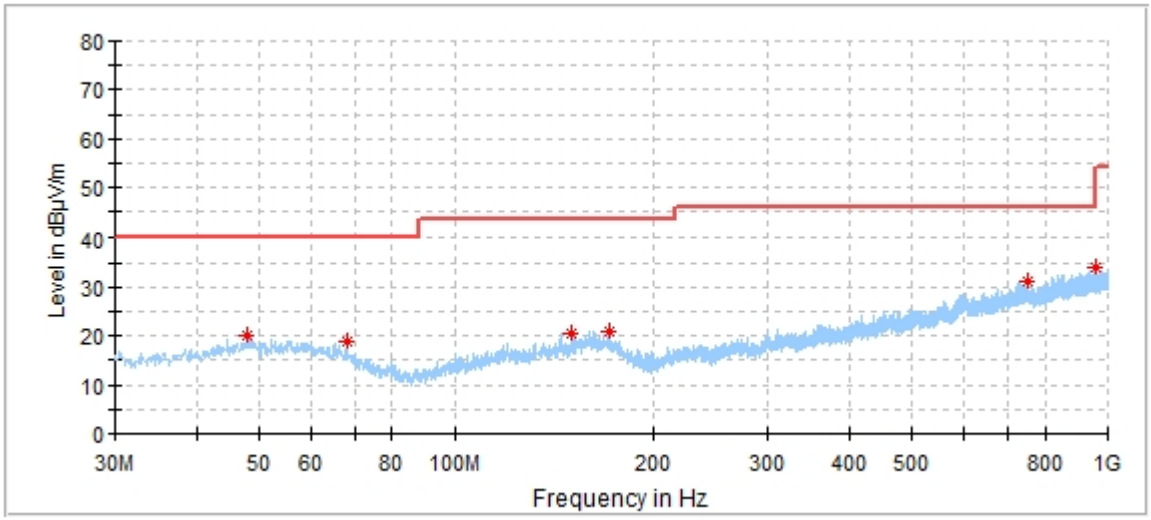

Critical_Freqs

Frequency (MHz)	MaxPeak (dBµV/m)	Limit (dBµV/m)	Margin (dB)	Height (cm)	Pol	Azimuth (deg)	Corr. (dB/m)
48.042000	20.21	40.00	19.79	300.0	H	64.0	21.4
68.024000	18.82	40.00	21.18	200.0	H	167.0	19.1
150.183000	20.71	43.50	22.79	300.0	H	222.0	20.6
171.232000	20.76	43.50	22.74	200.0	H	336.0	21.4
755.657000	31.15	46.00	14.85	100.0	H	146.0	30.2
955.089000	33.87	46.00	12.13	100.0	H	142.0	31.9

EUT Information

EUT Name:	WIRELESS SOUND-PODS
Model	160478
Order No:	168314205 41
Test Mode:	BT Playing
Test Voltage:	DC 3.7V
Test By:	Mac Xie
Review By:	Gary Chen
Adapter:	3m Chamber

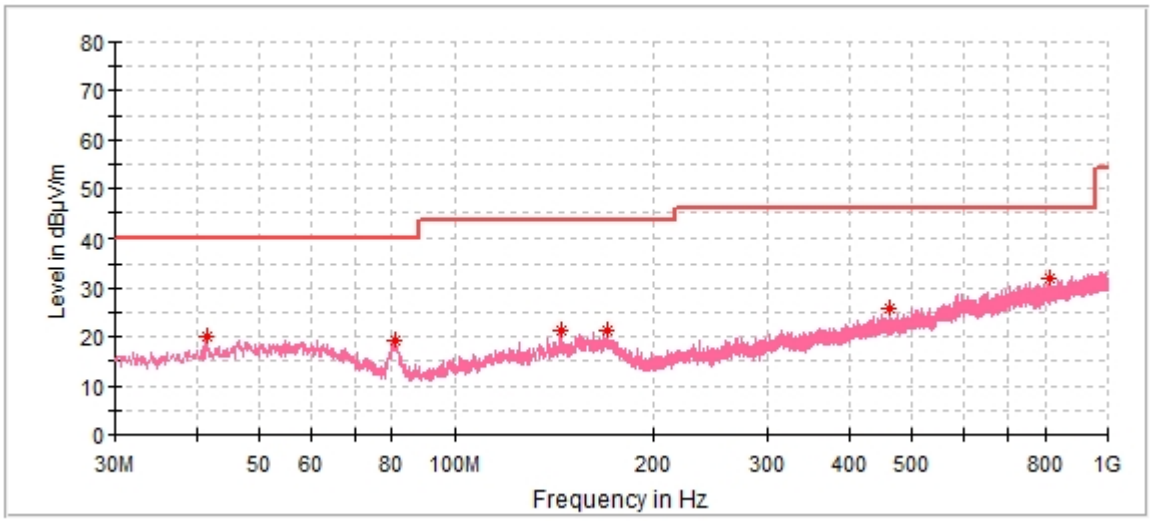

Critical_Freqs

Frequency (MHz)	MaxPeak (dBµV/m)	Limit (dBµV/m)	Margin (dB)	Height (cm)	Pol	Azimuth (deg)	Corr. (dB/m)
41.446000	19.94	40.00	20.06	100.0	V	68.0	19.9
80.925000	19.28	40.00	20.72	200.0	V	12.0	15.6
144.169000	21.32	43.50	22.18	100.0	V	40.0	20.2
169.583000	21.38	43.50	22.12	100.0	V	68.0	21.7
460.486000	26.04	46.00	19.96	100.0	V	115.0	24.8
816.670000	32.17	46.00	13.83	100.0	V	252.0	30.5

Appendix B.7: Test Result of Radiated Emissions, Above 1GHz

BT playing mode

EUT Information

EUT Name:	WIRELESS SOUND-PODS
Model	160478
Order No:	168314205 41
Test Mode:	BT Playing
Test Voltage:	DC 3.7V
Test By:	Mac Xie
Review By:	Gary Chen
Adapter:	3m Chamber

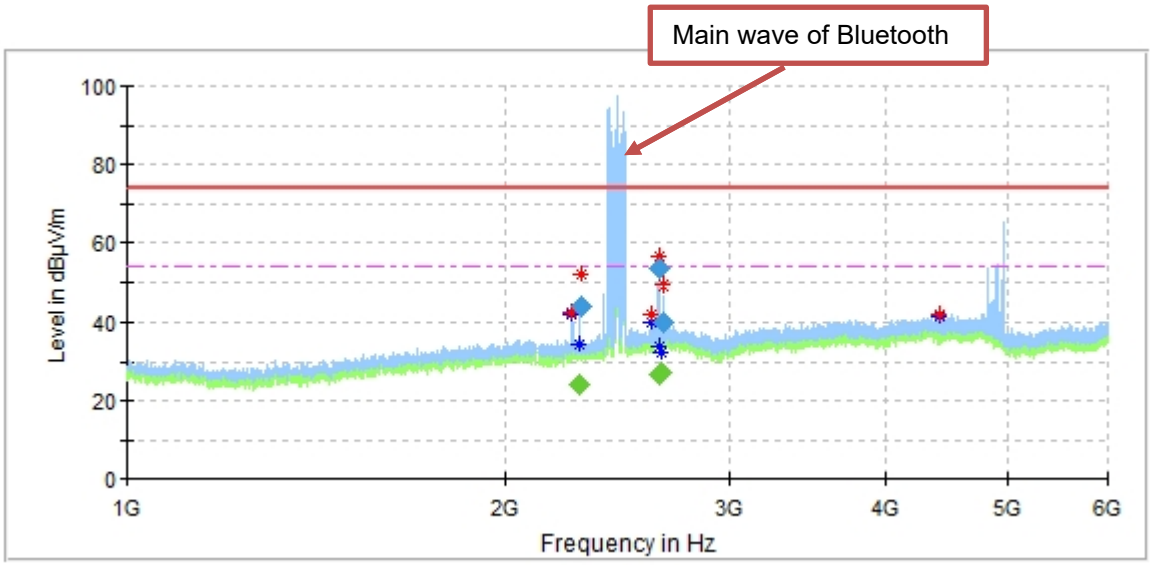

Critical_Freqs

Frequency (MHz)	MaxPeak (dBµV/m)	Average (dBµV/m)	Limit (dBµV/m)	Margin (dB)	Height (cm)	Pol	Azimuth (deg)	Corr. (dB/m)
2247.500000	42.33	---	74.00	31.67	100.0	H	356.0	-7.0
2248.000000	---	41.95	54.00	12.05	200.0	H	139.0	-7.0
2281.200000	---	34.23	54.00	19.77	100.0	H	142.0	-6.7
2287.200000	51.62	---	74.00	22.38	100.0	H	153.0	-6.7
2600.000000	---	40.17	54.00	13.83	100.0	H	221.0	-3.8
2600.000000	41.98	---	74.00	32.02	100.0	H	221.0	-3.8
2635.800000	---	33.84	54.00	20.16	100.0	H	139.0	-3.4
2637.800000	56.37	---	74.00	17.63	100.0	H	131.0	-3.4
2653.700000	---	32.19	54.00	21.81	100.0	H	88.0	-3.3
2656.900000	49.26	---	74.00	24.74	100.0	H	139.0	-3.3
4417.000000	---	41.49	54.00	12.51	100.0	H	356.0	1.9
4417.000000	42.00	---	74.00	32.00	100.0	H	356.0	1.9

Final_Result

Frequency (MHz)	MaxPeak (dBµV/m)	Average (dBµV/m)	Limit (dBµV/m)	Margin (dB)	Height (cm)	Pol	Azimuth (deg)	Corr. (dB/m)
2281.200000	---	24.01	54.00	29.99	100.0	H	142.0	-6.7
2287.200000	44.00	---	74.00	30.00	100.0	H	153.0	-6.7
2635.800000	---	26.88	54.00	27.12	100.0	H	139.0	-3.4
2637.800000	53.48	---	74.00	20.52	100.0	H	131.0	-3.4
2653.700000	---	27.22	54.00	26.78	100.0	H	88.0	-3.3
2656.900000	40.21	---	74.00	33.79	100.0	H	139.0	-3.3

EUT Information

EUT Name:	WIRELESS SOUND-PODS
Model	160478
Order No:	168314205 41
Test Mode:	BT Playing
Test Voltage:	DC 3.7V
Test By:	Mac Xie
Review By:	Gary Chen
Adapter:	3m Chamber

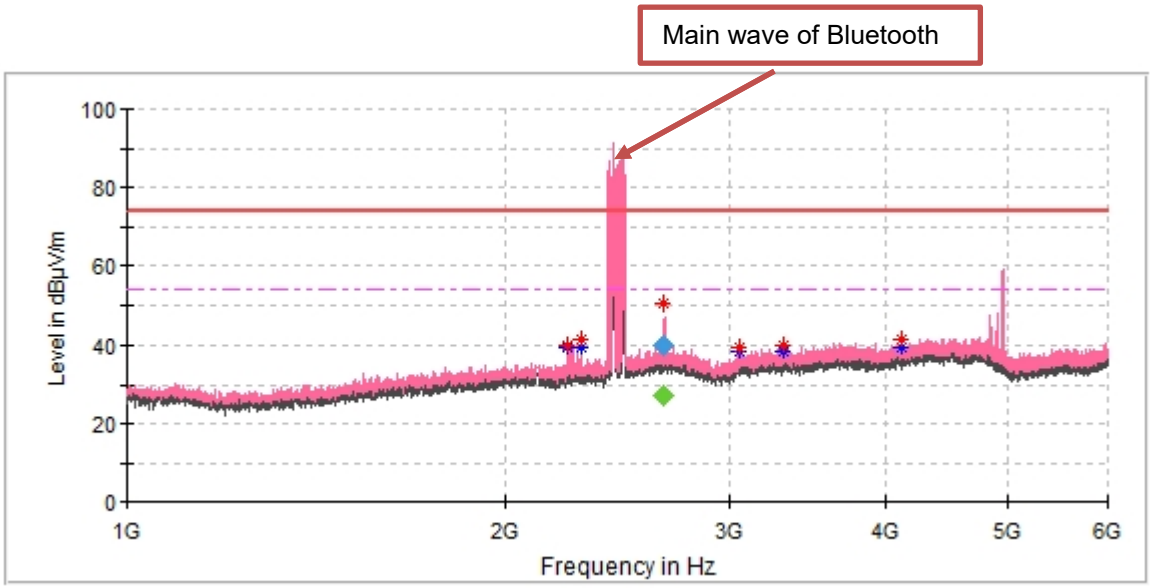

Critical_Freqs

Frequency (MHz)	MaxPeak (dBµV/m)	Average (dBµV/m)	Limit (dBµV/m)	Margin (dB)	Height (cm)	Pol	Azimuth (deg)	Corr. (dB/m)
2233.000000	40.25	---	74.00	33.75	100.0	V	20.0	-7.1
2233.000000	---	39.33	54.00	14.67	100.0	V	20.0	-7.1
2288.000000	41.70	---	74.00	32.30	200.0	V	341.0	-6.7
2288.000000	---	39.44	54.00	14.56	200.0	V	341.0	-6.7
2656.200000	50.32	---	74.00	23.68	200.0	V	244.0	-3.3
2661.300000	---	27.33	54.00	26.67	200.0	V	198.0	-3.3
3052.000000	39.32	---	74.00	34.68	200.0	V	40.0	-3.3
3052.000000	---	38.61	54.00	15.39	200.0	V	40.0	-3.3
3320.000000	39.77	---	74.00	34.23	100.0	V	93.0	-1.8
3320.000000	---	38.62	54.00	15.38	100.0	V	93.0	-1.8
4118.000000	41.34	---	74.00	32.66	200.0	V	331.0	1.1
4118.000000	---	39.37	54.00	14.63	200.0	V	331.0	1.1

Final_Result

Frequency (MHz)	MaxPeak (dBµV/m)	Average (dBµV/m)	Limit (dBµV/m)	Margin (dB)	Height (cm)	Pol	Azimuth (deg)	Corr. (dB/m)
2656.200000	39.77	---	74.00	34.23	200.0	V	244.0	-3.3
2661.300000	---	27.03	54.00	26.97	200.0	V	198.0	-3.3