Appendix A

RF Test Data for BT V5.1(LE) (Conducted Measurement)

Product Name: BABI Alert S

Trade Mark: BABI

Test Model: BAS1001

Environmental Conditions

Temperature:	23.3 ° C
Relative Humidity:	52.7%
ATM Pressure:	100.0 kPa
Test Engineer:	QUXIN
Supervised by:	Li Huan

A.1 Duty Cycle

Test Mode	Test Channel	Ant	Duty Cycle[%]	Verdict
BT LE	2440	Ant1	100	PASS

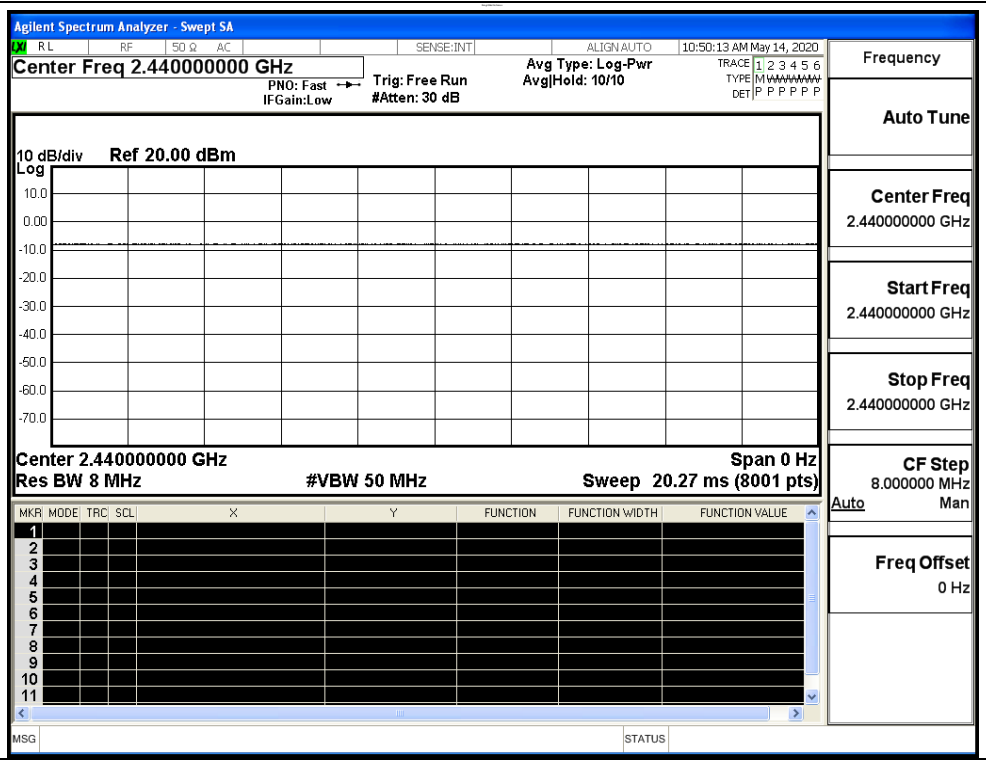

A.2 Maximum Conducted Peak Output Power

Mode	Channel	Conduct Peak Power[dBm]	Limit [dBm]	Verdict
BT LE	LCH	-0.001	30	PASS
BT LE	MCH	0.294	30	PASS
BT LE	HCH	0.866	30	PASS

Test Graphs		
LCH		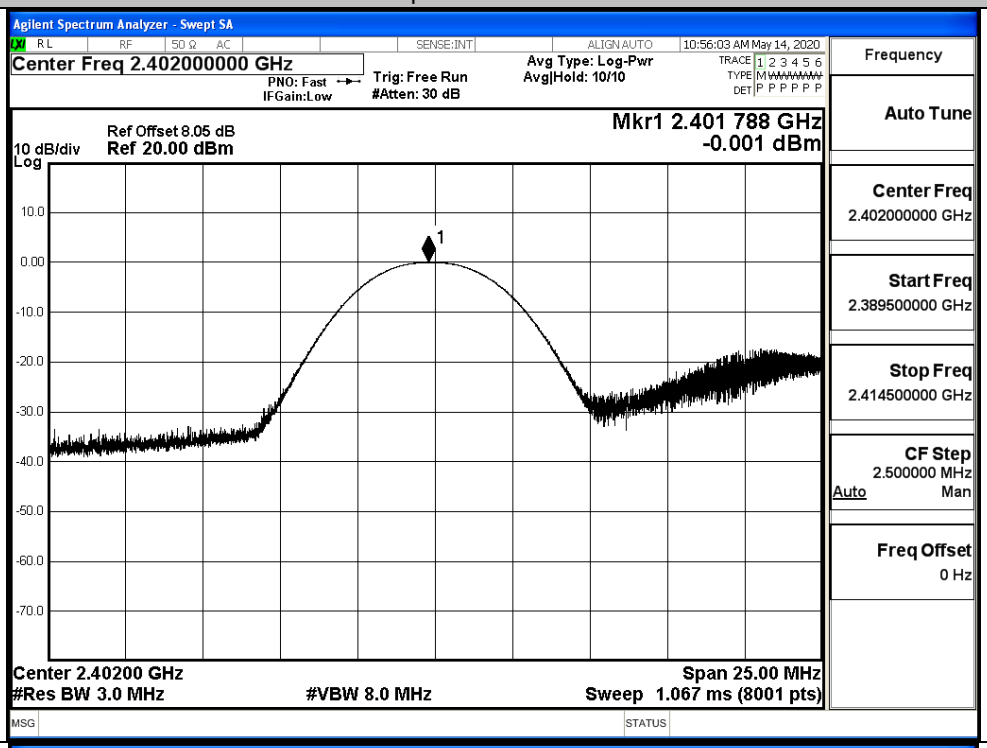
MCH		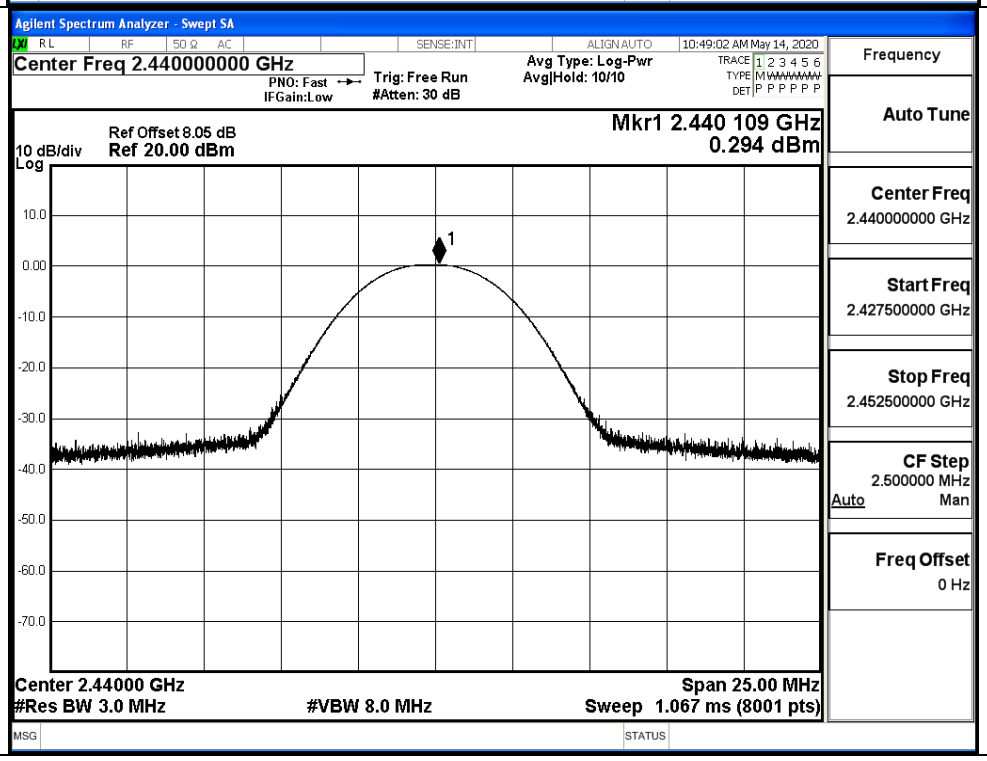

HCH		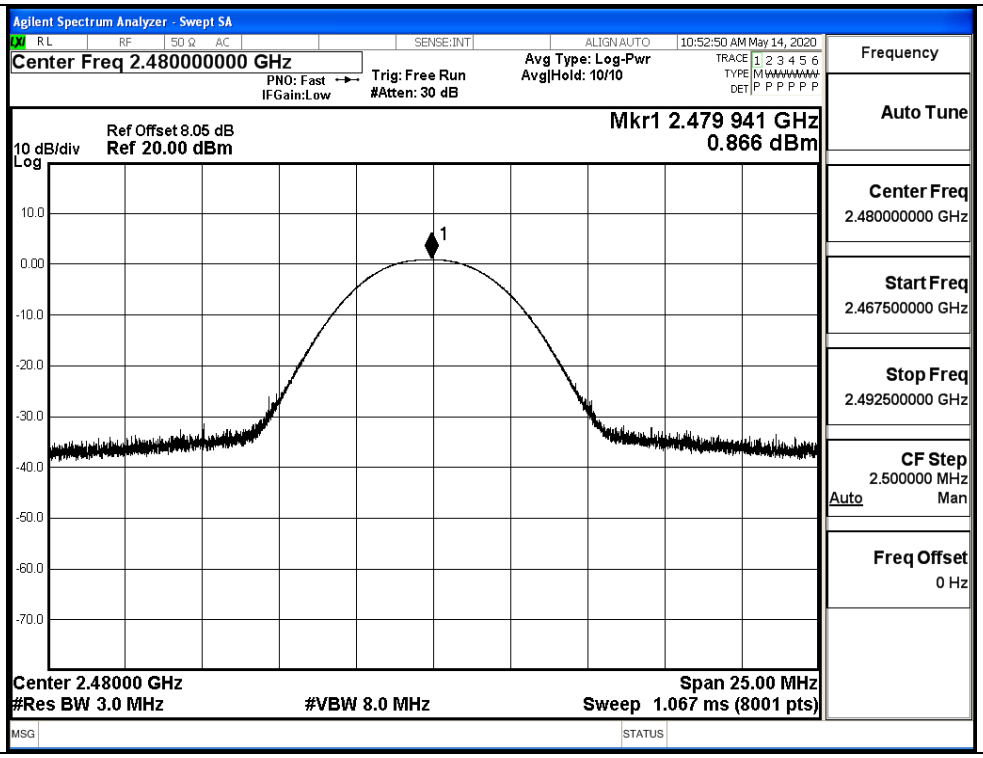

Agilent Spectrum Analyzer - Swept SA
Center Freq 2.480000000 GHz
PNO: Fast
IFGain:Low
Trig: Free Run
#Atten: 30 dB
Avg Type: Log-Pwr
Avg|Hold: 10/10
10:52:50 AM May 14, 2020
Ref Offset 8.05 dB
10 dB/div
Log
Ref 20.00 dBm
Mkr1 2.479 941 GHz
0.866 dBm
Center 2.48000 GHz
#Res BW 3.0 MHz
#VBW 8.0 MHz
Span 25.00 MHz
Sweep 1.067 ms (8001 pts)
Frequency
Auto Tune
Center Freq
2.480000000 GHz
Start Freq
2.467500000 GHz
Stop Freq
2.492500000 GHz
CF Step
2.500000 MHz
Auto
Man
Freq Offset
0 Hz

A.3 Maximum Power Spectral Density

Mode	Channel	PSD [dBm/3KHz]	Limit [dBm/3KHz]	Verdict
BT LE	LCH	-11.991	8	PASS
BT LE	MCH	-13.258	8	PASS
BT LE	HCH	-15.115	8	PASS

Test Graphs	
LCH	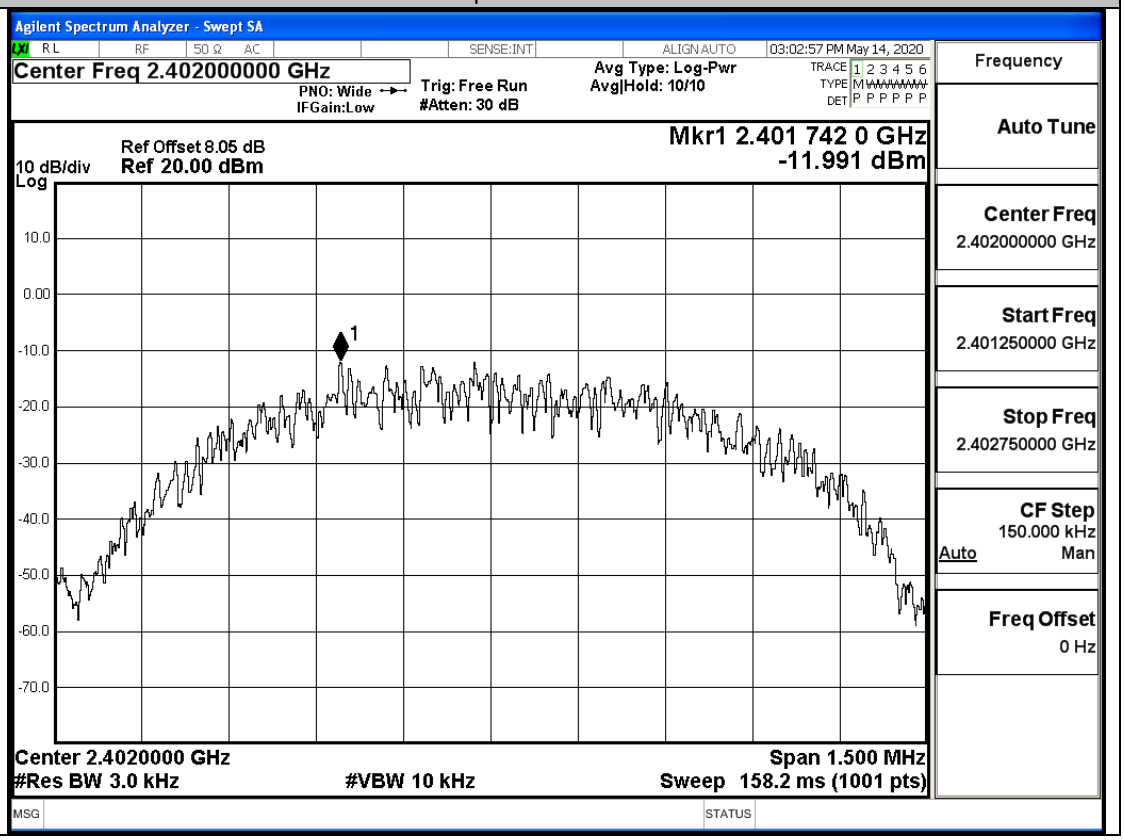

MCH		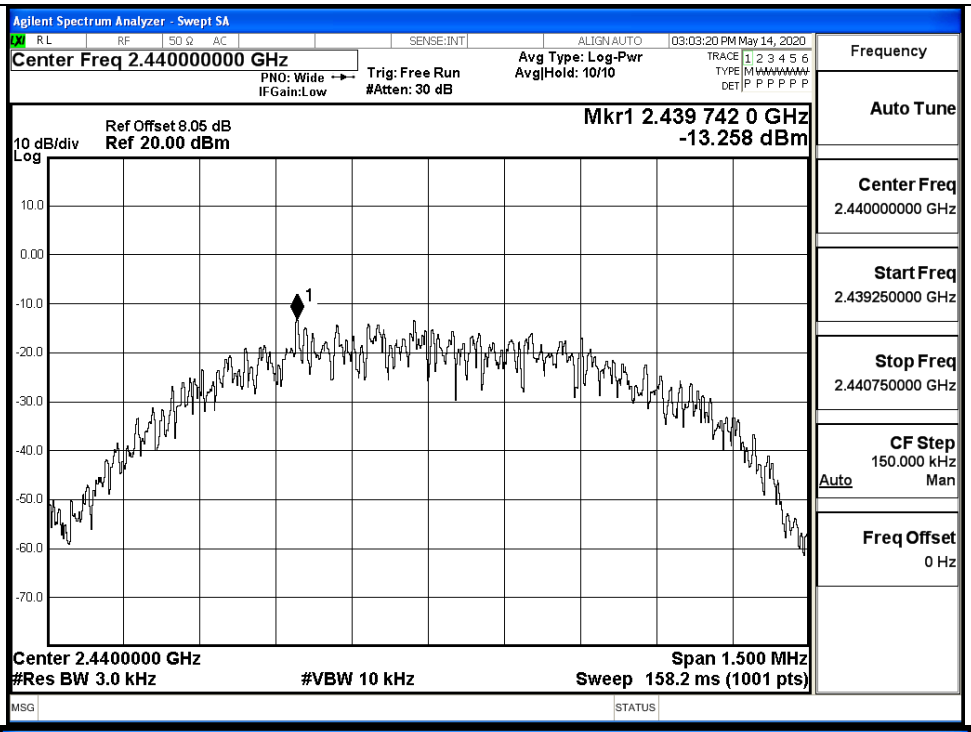 Agilent Spectrum Analyzer - Swept SA Center Freq 2.440000000 GHz PNO: Wide IFGain:Low Trig: Free Run #Atten: 30 dB Avg Type: Log-Pwr Avg|Hold: 10/10 03:03:20 PM May 14, 2020 Ref Offset 8.05 dB 10 dB/div Ref 20.00 dBm Mkr1 2.439 742 0 GHz -13.258 dBm Center 2.4400000 GHz #Res BW 3.0 kHz #VBW 10 kHz Span 1.500 MHz Sweep 158.2 ms (1001 pts) Frequency Auto Tune Center Freq 2.440000000 GHz Start Freq 2.439250000 GHz Stop Freq 2.440750000 GHz CF Step 150.000 kHz Auto Man Freq Offset 0 Hz
HCH		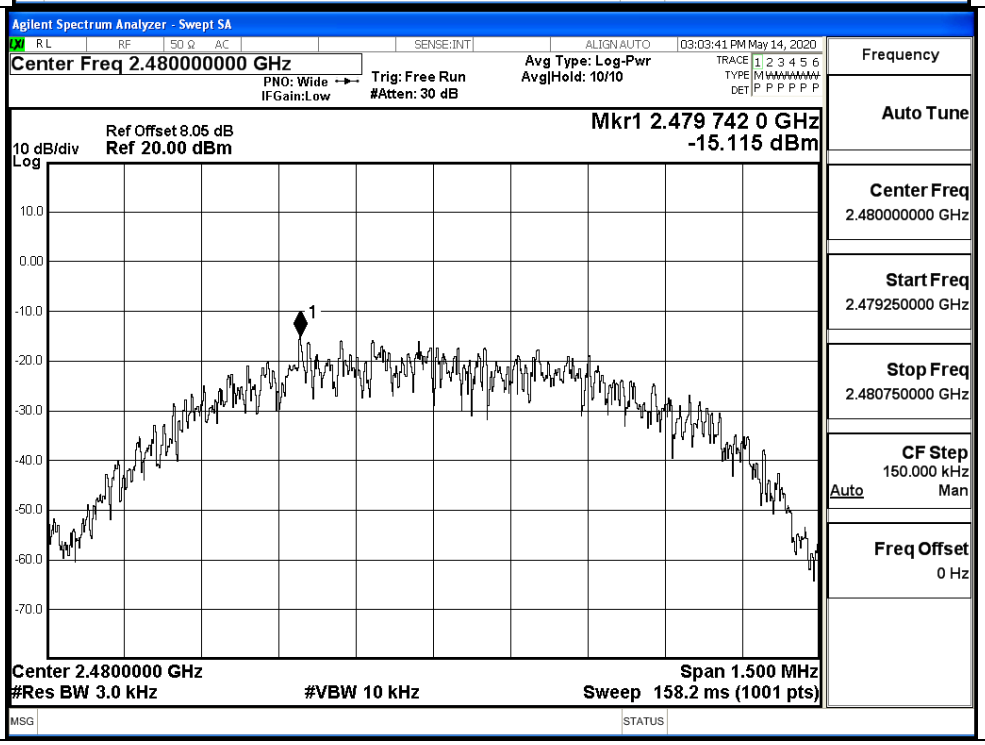 Agilent Spectrum Analyzer - Swept SA Center Freq 2.480000000 GHz PNO: Wide IFGain:Low Trig: Free Run #Atten: 30 dB Avg Type: Log-Pwr Avg|Hold: 10/10 03:03:41 PM May 14, 2020 Ref Offset 8.05 dB 10 dB/div Ref 20.00 dBm Mkr1 2.479 742 0 GHz -15.115 dBm Center 2.4800000 GHz #Res BW 3.0 kHz #VBW 10 kHz Span 1.500 MHz Sweep 158.2 ms (1001 pts) Frequency Auto Tune Center Freq 2.480000000 GHz Start Freq 2.479250000 GHz Stop Freq 2.480750000 GHz CF Step 150.000 kHz Auto Man Freq Offset 0 Hz

A.4 6dB Bandwidth

Mode	Channel	6dB Bandwidth [MHz]	Limit [MHz]	Verdict
BT LE	LCH	0.6704	⩾0.5	PASS
BT LE	MCH	0.6694	⩾0.5	PASS
BT LE	HCH	0.6781	⩾0.5	PASS

Test Graphs

LCH

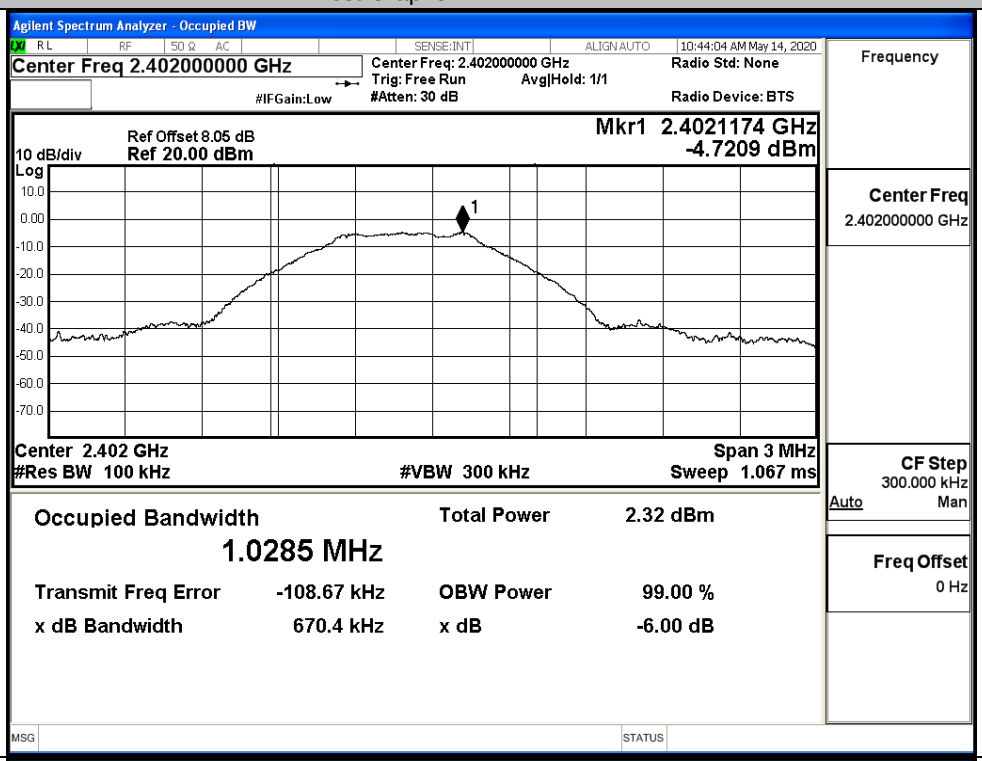

MCH

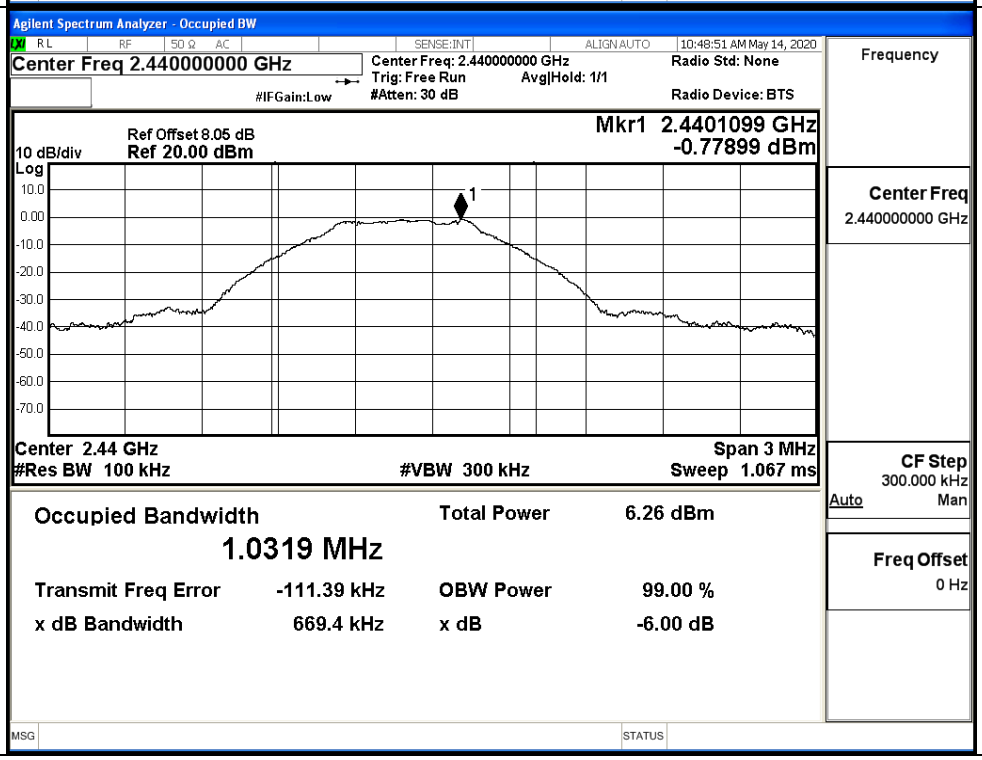

HCH		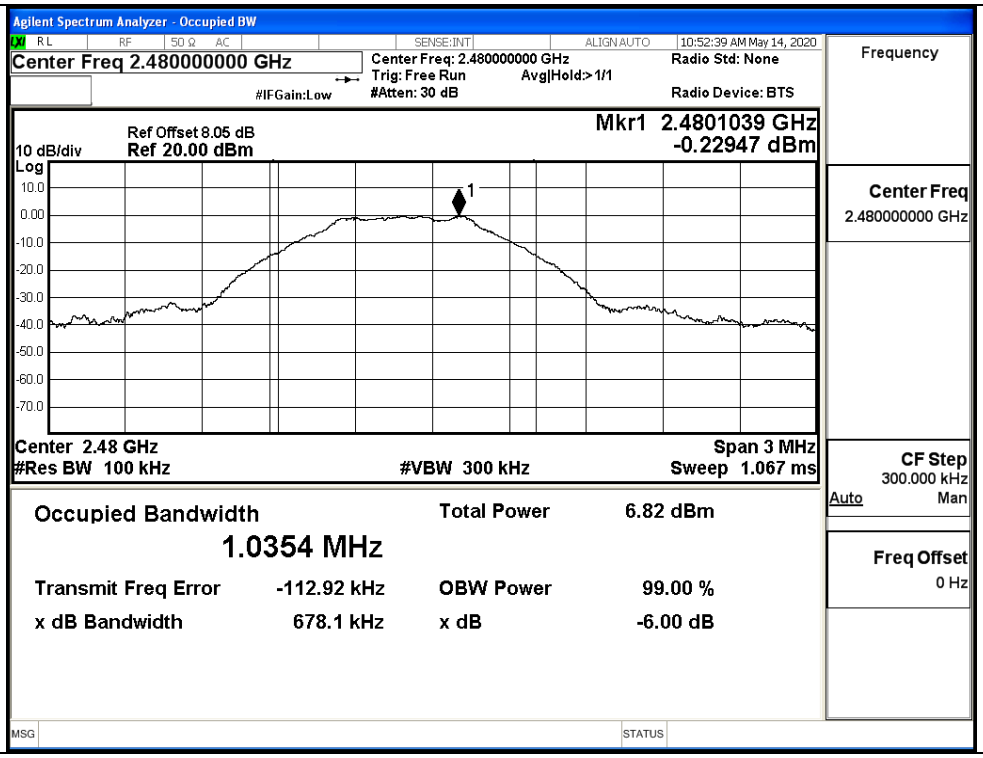

Agilent Spectrum Analyzer - Occupied BW
Center Freq 2.480000000 GHz
Center Freq: 2.480000000 GHz
Trig: Free Run
Avg|Hold:>1/1
#Atten: 30 dB
#IFGain:Low
Radio Std: None
Radio Device: BTS
10:52:39 AM May 14, 2020
Ref Offset 8.05 dB
10 dB/div
Ref 20.00 dBm
Log
Mkr1 2.4801039 GHz
-0.22947 dBm
Center 2.48 GHz
#Res BW 100 kHz
#VBW 300 kHz
Span 3 MHz
Sweep 1.067 ms
Occupied Bandwidth
1.0354 MHz
Total Power 6.82 dBm
Transmit Freq Error -112.92 kHz
OBW Power 99.00 %
x dB Bandwidth 678.1 kHz
x dB -6.00 dB
Frequency
Center Freq
2.480000000 GHz
CF Step
300.000 kHz
Auto Man
Freq Offset
0 Hz
MSG
STATUS

A.5 Occupied Bandwidth

Mode	Channel	Occupied Bandwidth [MHz]	Limit [MHz]	Verdict
BT LE	LCH	1.2868	⩾0.5	PASS
BT LE	MCH	1.3031	⩾0.5	PASS
BT LE	HCH	1.0674	⩾0.5	PASS

Test Graphs

LCH

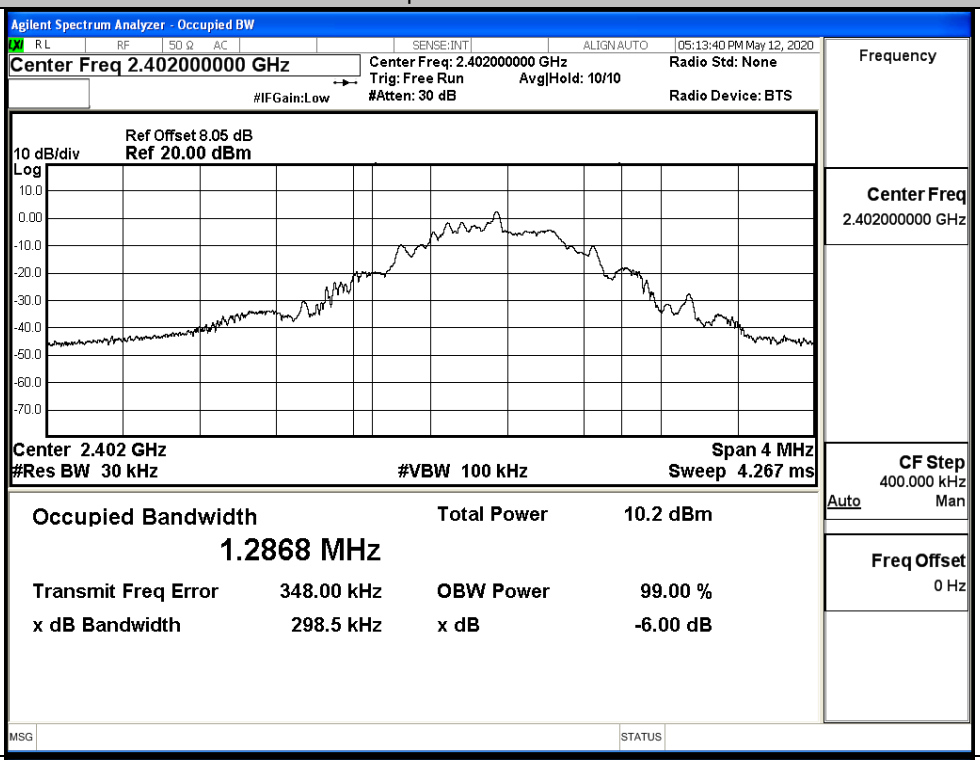

MCH

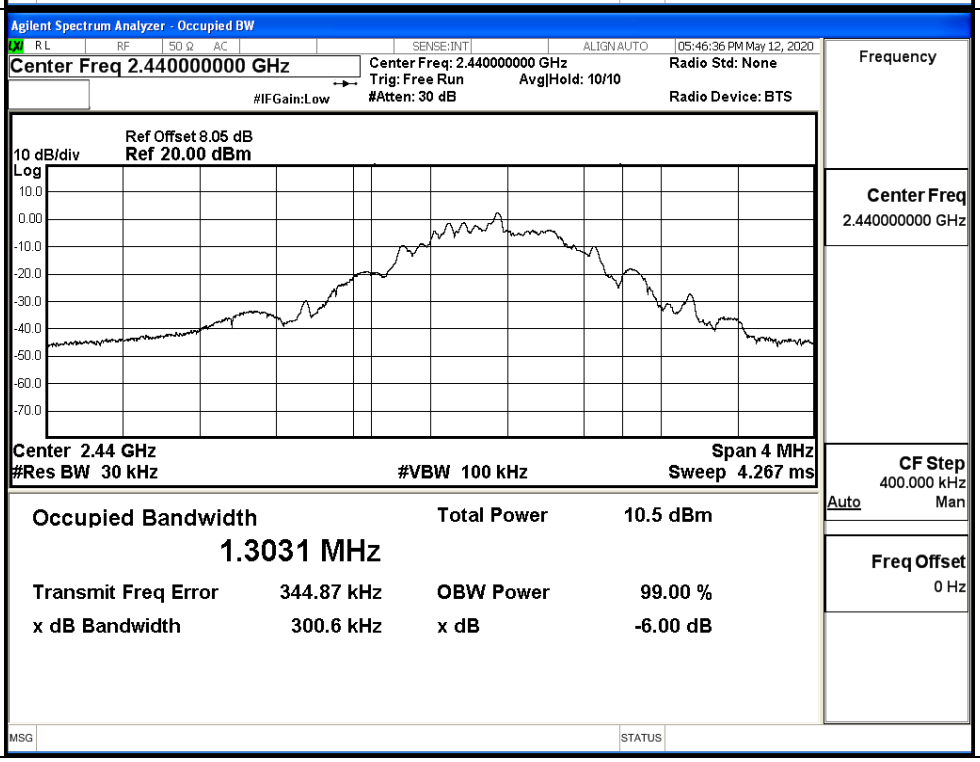

HCH		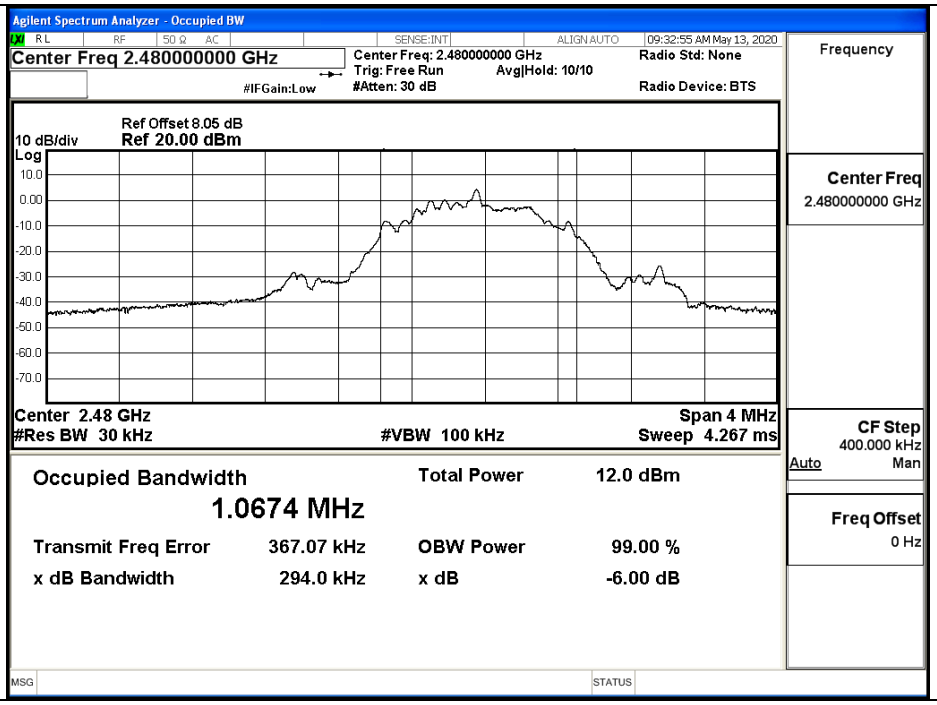

Agilent Spectrum Analyzer - Occupied BW
Center Freq 2.480000000 GHz
Center Freq: 2.480000000 GHz
Trig: Free Run
Avg|Hold: 10/10
#Atten: 30 dB
#IFGain:Low
Radio Std: None
Radio Device: BTS
09:32:55 AM May 13, 2020
Ref Offset 8.05 dB
10 dB/div
Ref 20.00 dBm
Log
Center 2.48 GHz
#Res BW 30 kHz
#VBW 100 kHz
Span 4 MHz
Sweep 4.267 ms
Occupied Bandwidth
1.0674 MHz
Total Power 12.0 dBm
Transmit Freq Error 367.07 kHz
OBW Power 99.00 %
x dB Bandwidth 294.0 kHz
x dB -6.00 dB
Frequency
Center Freq
2.480000000 GHz
CF Step
400.000 kHz
Auto Man
Freq Offset
0 Hz
MSG
STATUS

A.6 RF Conducted Spurious Emissions

Mode	Channel	Pref [dBm]	Max. Level [dBm]	Limit [dBm]	Verdict
BT LE	LCH	-4.829	-30.062	-24.829	PASS
BT LE	MCH	-0.99	-21.734	-20.990	PASS
BT LE	HCH	-0.187	-22.940	-20.187	PASS

BT LE_LCH_Graphs		
Pref/BT LE/LCH		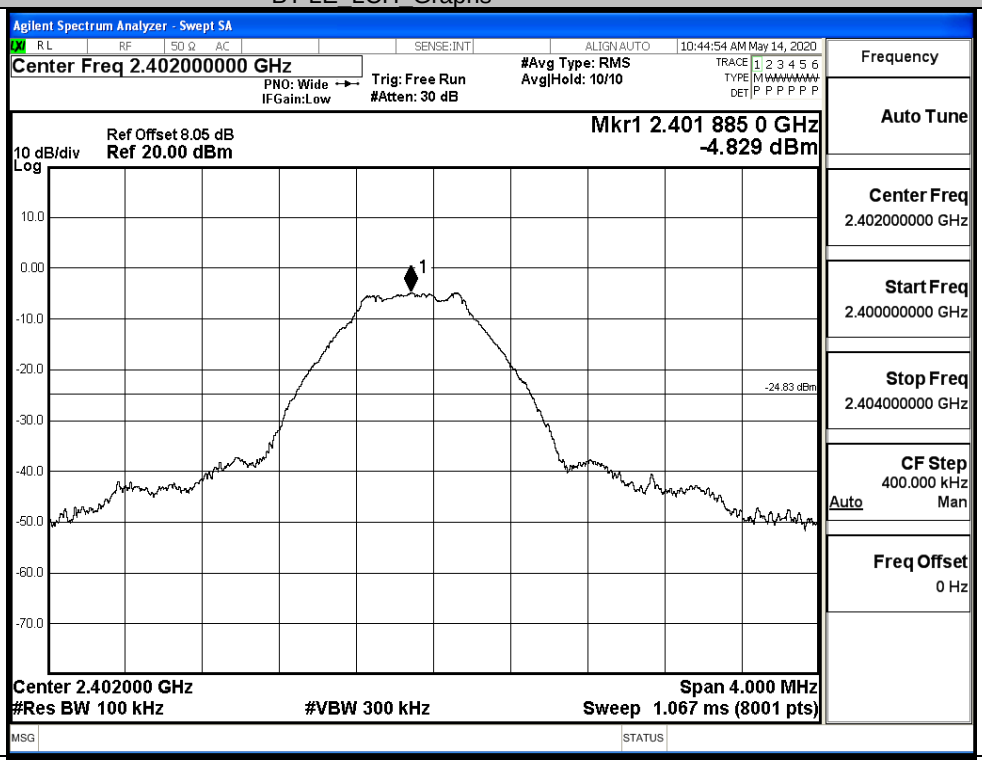
Puw/BT LE/LCH		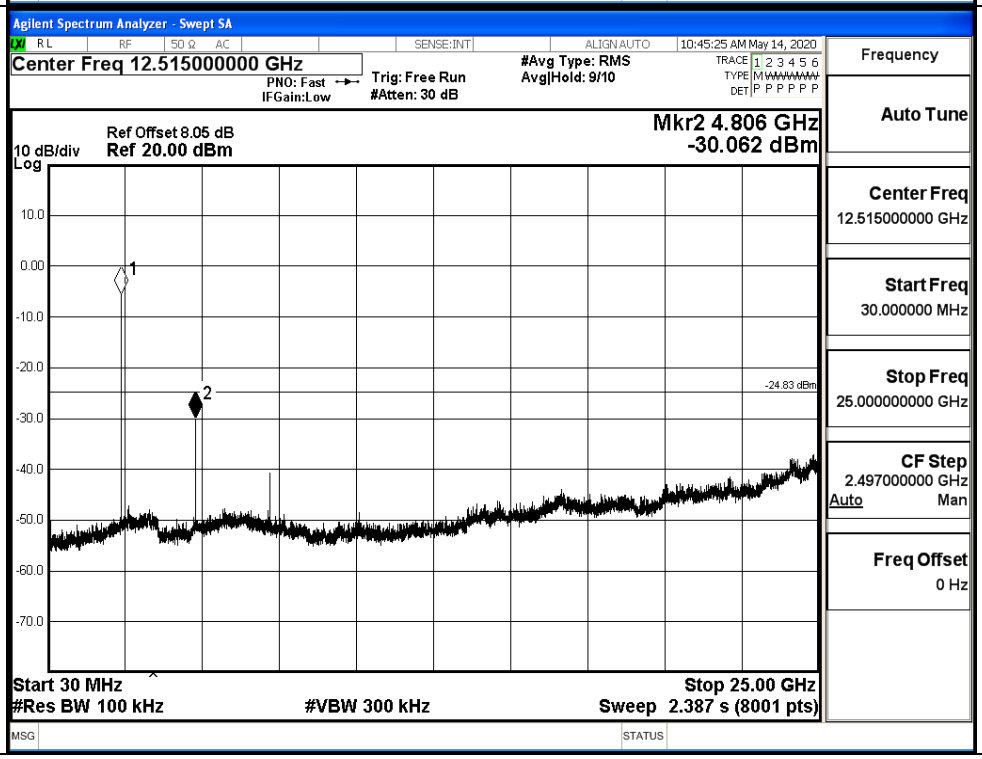

BT LE_MCH_Graphs		
Pref/BT LE/MCH		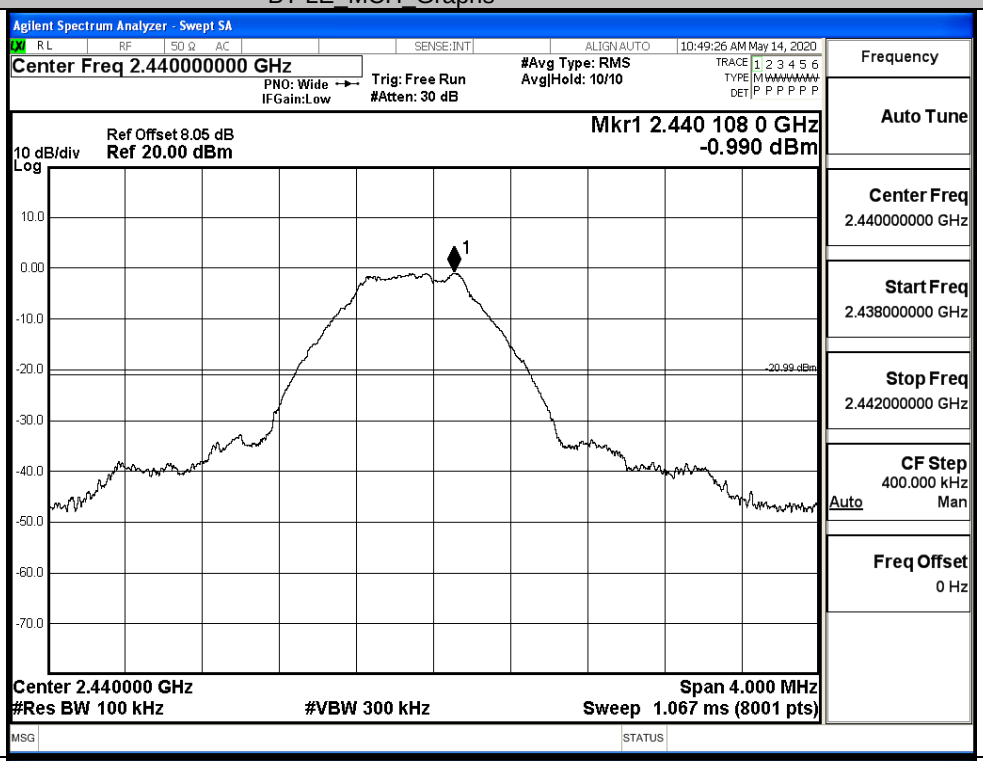
Puw/BT LE/MCH		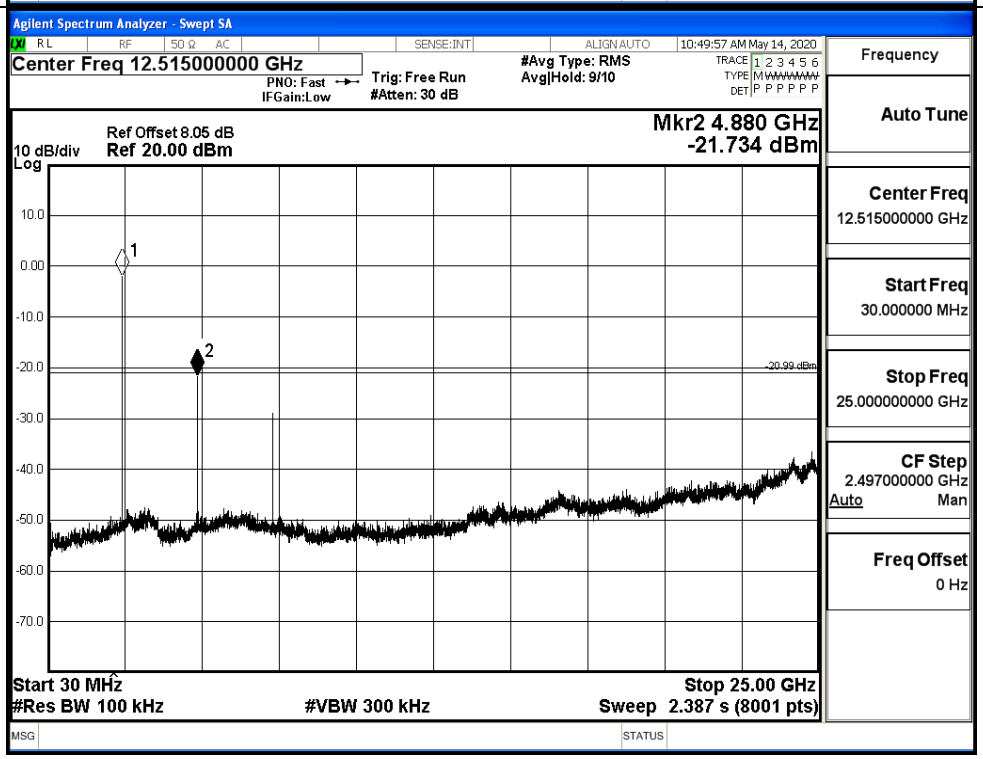

BT LE_HCH_Graphs		
Pref/BT LE/HCH		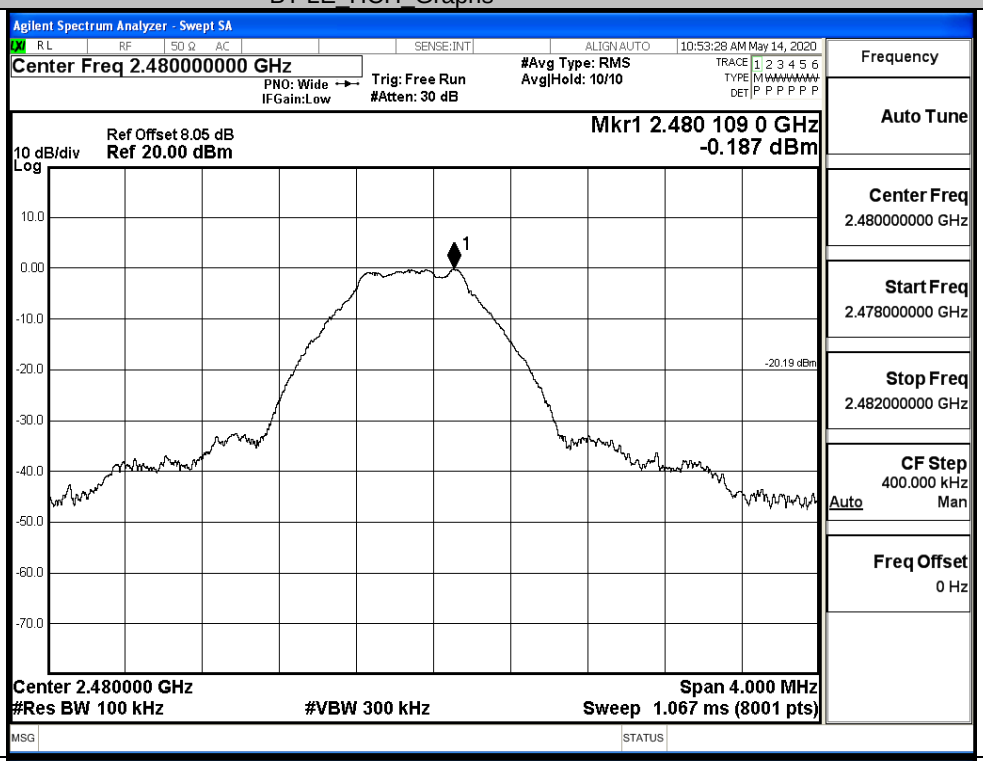
Puw/BT LE/HCH		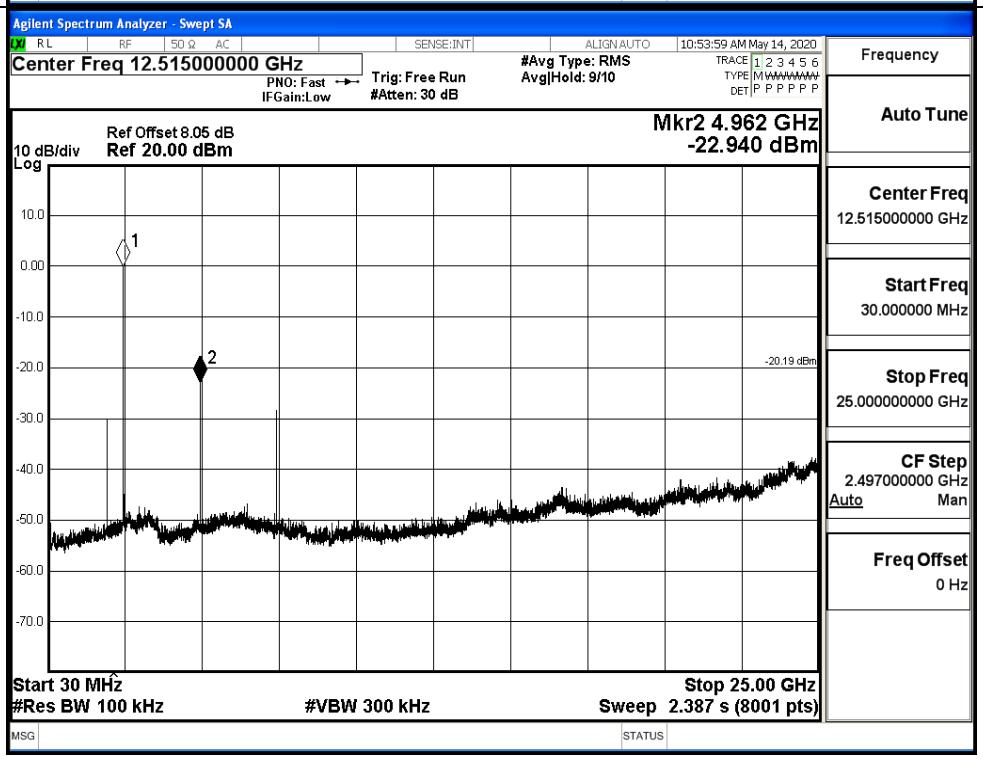

A.7 Band-edge for RF Conducted Emissions

Mode	Channel	Carrier Power[dBm]	Max.Spurious Level [dBm]	Limit [dBm]	Verdict
BT LE	LCH	-4.606	-50.158	-24.61	PASS
BT LE	HCH	-0.021	-45.368	-20.02	PASS

Test Graphs

LCH

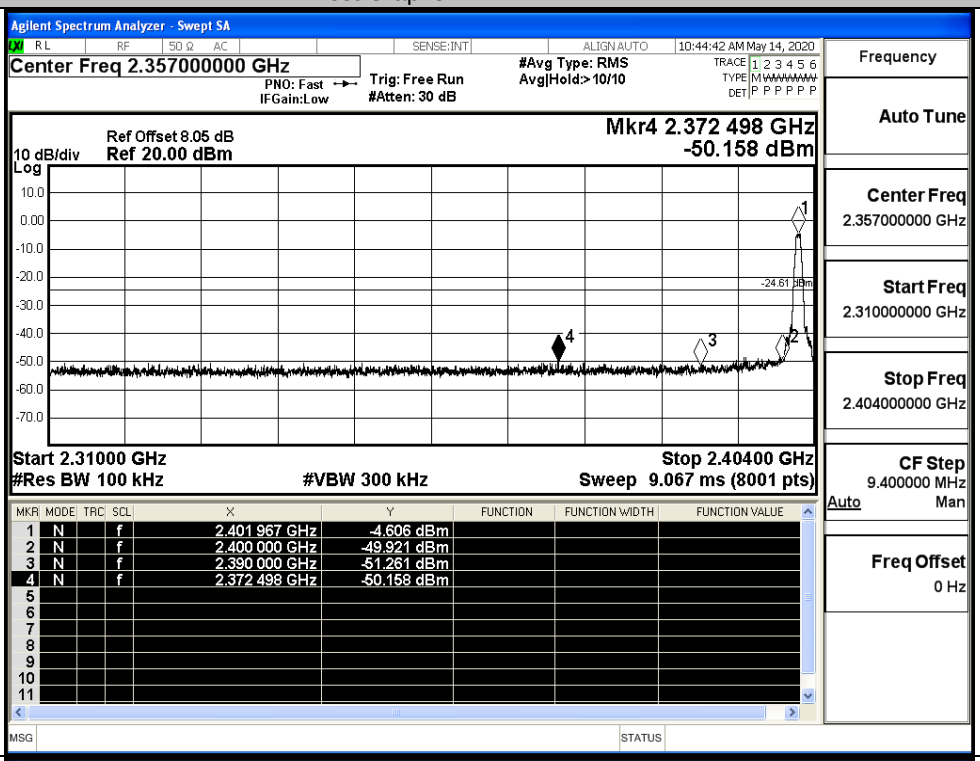

HCH

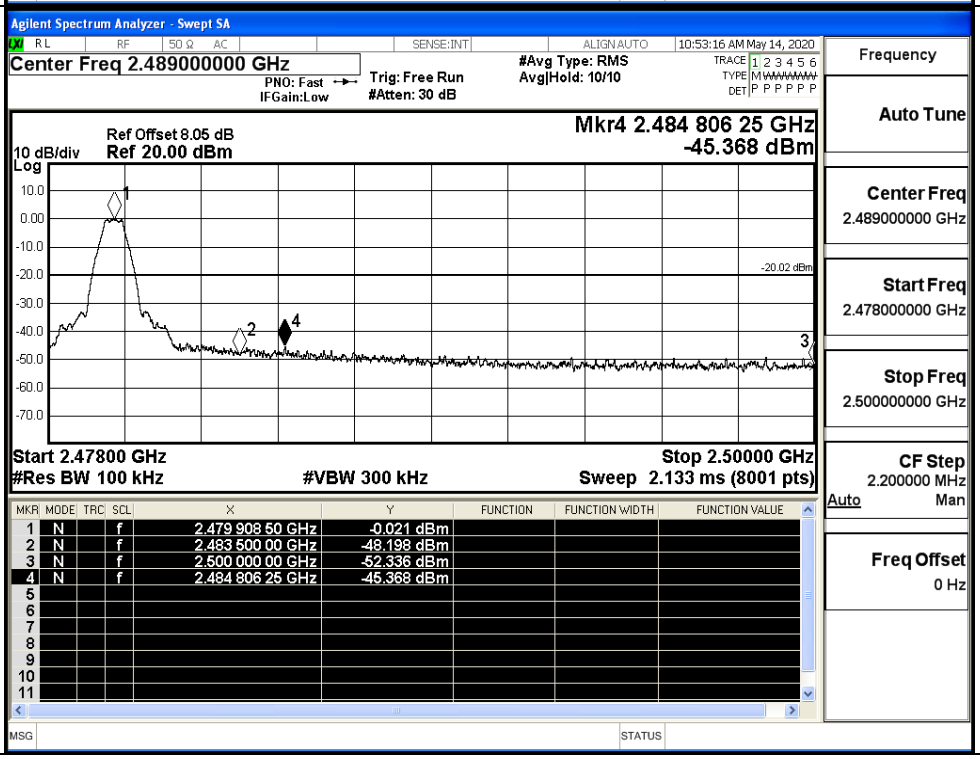

A.8 Restrict-band band-edge measurements

Test Mode	Test Channel	Ant	Freq.	Power [dBm]	Gain	Ground Factor	E [dBuV/m]	Detector	Limit [dBuV/m]	Verdi
BT LE	2402	Ant1	2310.0	-43.23	2.0	0	52.03	PEAK	74	PASS
		Ant1	2310.0	-53.67	2.0	0	41.58	AV	54	PASS
		Ant1	2390.0	-43.10	2.0	0	52.15	PEAK	74	PASS
		Ant1	2390.0	-53.14	2.0	0	42.12	AV	54	PASS
	2480	Ant1	2483.5	-37.59	2.0	0	57.67	PEAK	74	PASS
		Ant1	2483.5	-47.51	2.0	0	47.75	AV	54	PASS
		Ant1	2500.0	-42.08	2.0	0	53.18	PEAK	74	PASS
		Ant1	2500.0	-52.70	2.0	0	42.56	AV	54	PASS

Restrict-band band-edge measurements_BT LE_2402_Ant1_PEAK

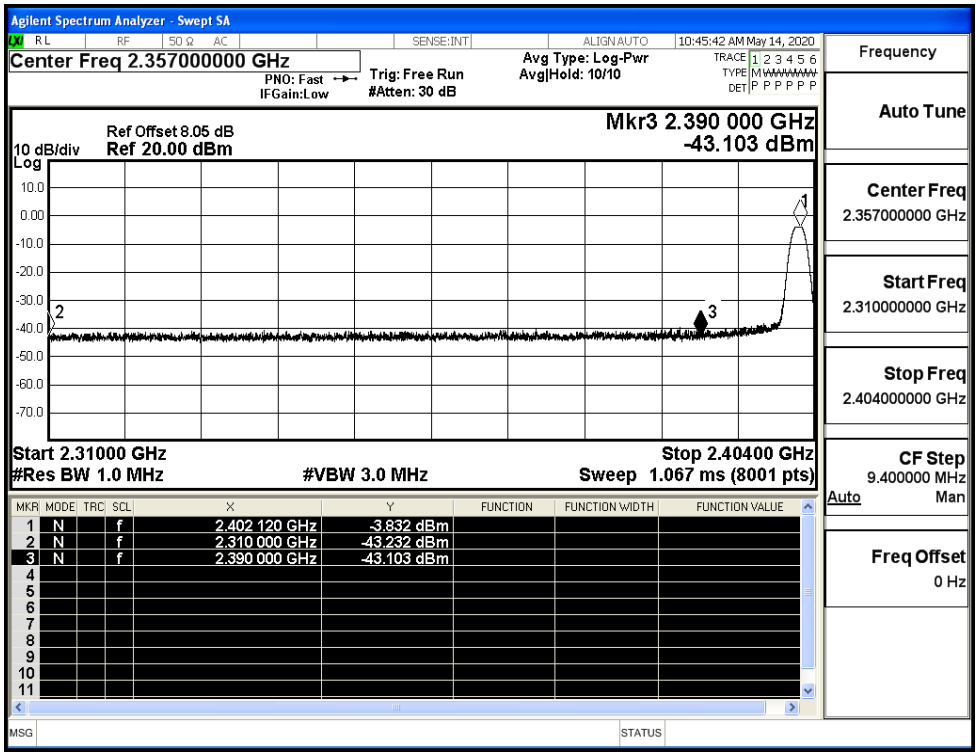

Restrict-band band-edge measurements_BT LE_2402_Ant1_AV

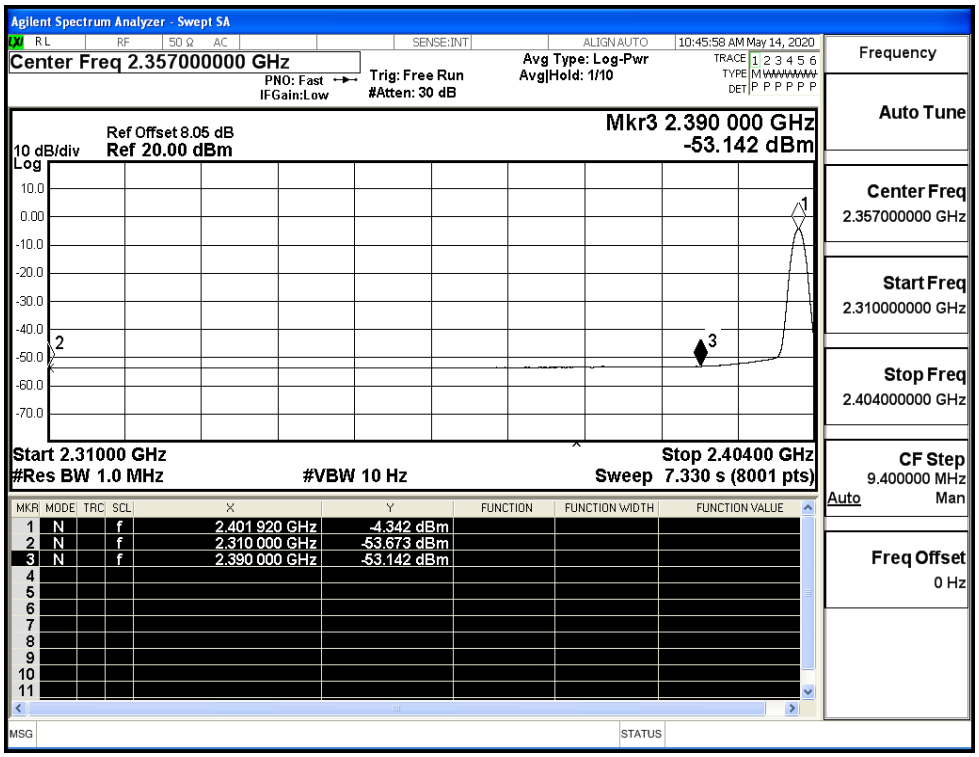

Restrict-band band-edge measurements_BT LE_2480_Ant1_PEAK

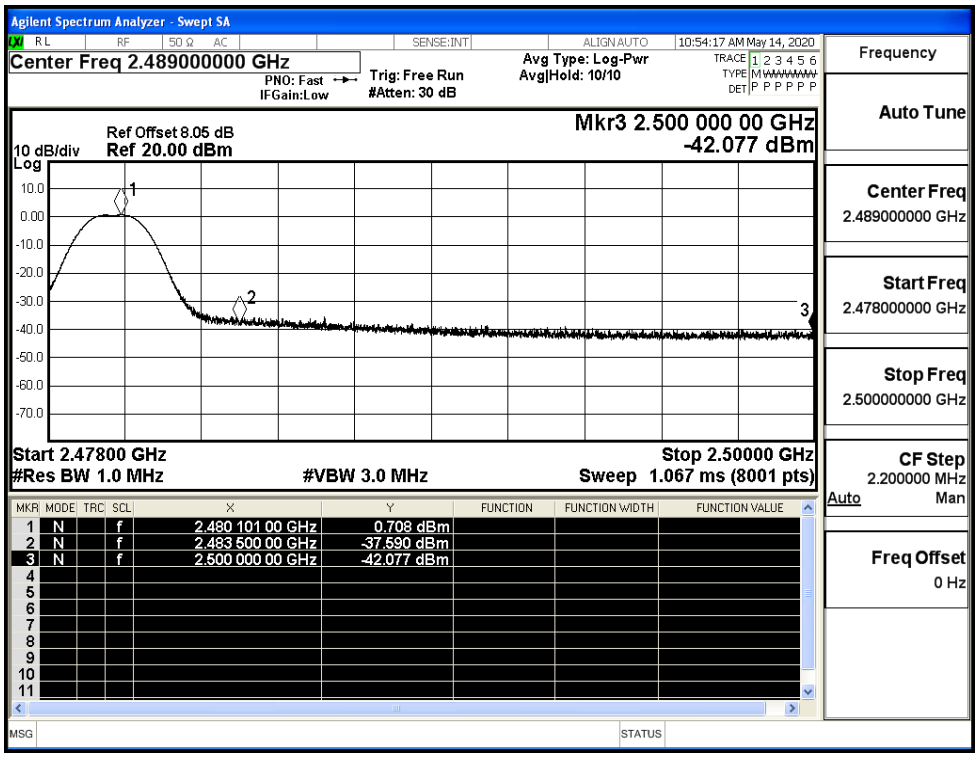
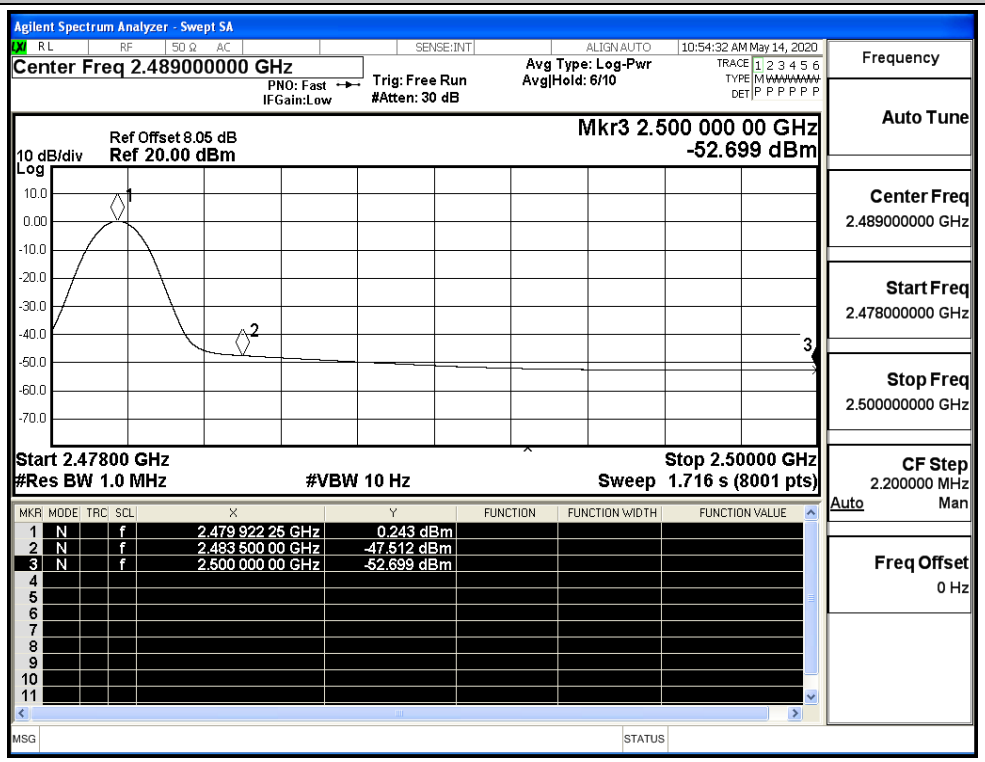
Restrict-band band-edge measurements_BT LE_2480_Ant1_AV