# BABI SMART CUSHION

## User Manual

## Product Description

**BABI Smart Cushion** is an universal and easy to use baby safety product, designed to monitor the presence of an infant in any brand of car baby seat. In the event that an infant is forgotten in a vehicle, an alarm will be raised visually and audibly via one of the BABI accessory devices or via a mobile phone App. This alarm will stay active until the infant is removed from their baby seat or the alarm is deactivated.

If the alarm is not resolved an Alert message with the exact GPS coordinates where the infant is abandoned will be sent to the pre-programmed associated users. i.e.: parents grandparents, child minders or friends.

## What's in the Box:

1 x BABI Smart Cushion
1 x Instruction manual

**BABI Smart Cushion** can be used with or without a Mobile Phone App. Using it with the mobile phone App, the mobile phone is the primary alarm source. Without the App, one of the accessory devices is required to be the primary alarm source.

Note: Please read this manual carefully before use the device, and observe the safety rules listed and keep it for future reference.

## Technical Specifications:

| | |
|---|---|
| **Product Name** | Babi Smart Cushion |
| **Product Code** | BSC1001 |
| **Dimension** | 202 * 218.5 * 13mm |
| **Operating temperature** | -20°C to +60°C |
| **Rated Voltage** | DC 3V |
| **Rated Power** | ≤50mW |
| **Communication Technology** | Bluetooth Low Energy |
| **Input Power**<br>(Replaceable) | Primary 3V CR2450 battery<br>(Not rechargeable) |
| **Phone compatibility** | Android 6.0 or higher<br>iOS 10.0 or higher |

## To setup the BABI Smart Cushion

Remove the **BABI Smart Cushion** from the product box. Feed the baby car seat belt socket through the slot hole of the Smart Cushion, then place the cushion onto the base of the baby car seat. Make sure that the BABI Logo on the Cushion is facing upwards.

Now download the **Babisit** Mobile App available for both IOS and Android via their APP stores. Alternatively Babisit App can be downloaded by scanning the QR code shown here:

Available on the App Store

GET IT ON Google Play

When the APP is downloaded and launched, the image shown here to the right will open automatically. Please note: that on certain Android phones a request to activate the Auto Start and View permissions on the lock screen may appear. This must be activated for the Mobile App to function correctly.

## To Register An Infant

1. Press the **+** icon as shown below. Note up to 4 infants can be registered and monitored by phone App.
2. Insert the Infants name by first pressing the infant icon to place a photo of the infant. A photo can be taken of infant or a photo can be taken from your photo gallery, once selected it can be inserted.
3. Once inserted the infants photo and name are displayed as below.

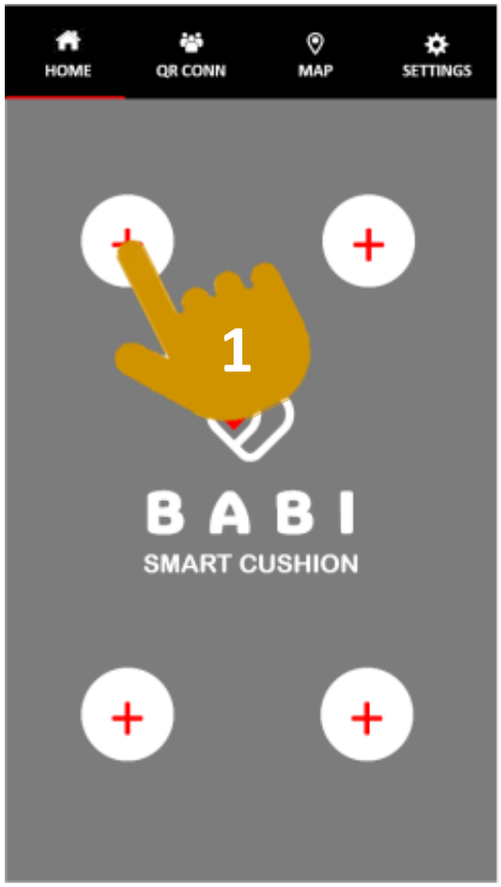

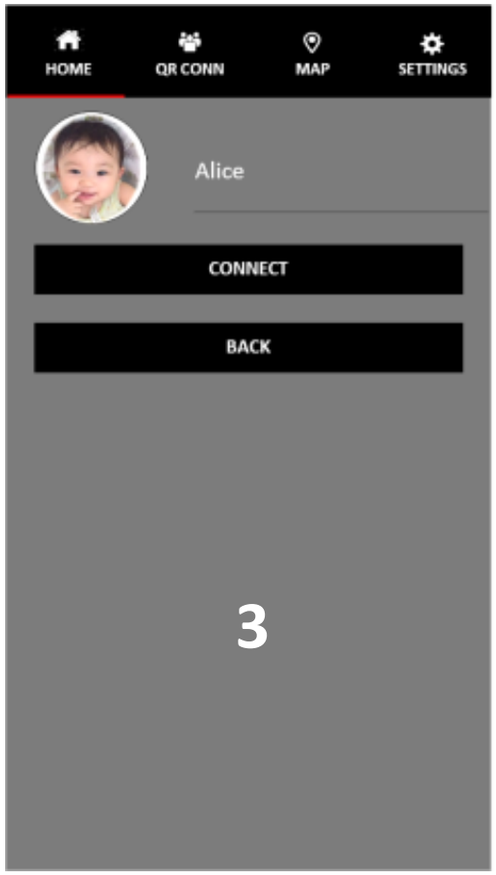


## Connect App and Cushion

Press on the BABI Logo on the **BABI Smart Cushion** as shown in the picture here to the right, and wait for the smart cushion to sound a single beep tone.

Press the connect bar in the App as shown below. This will connect the smart cushion to the App. When the App is connected and paired with the smart cushion there will be a longer beep sound to confirm the connection.

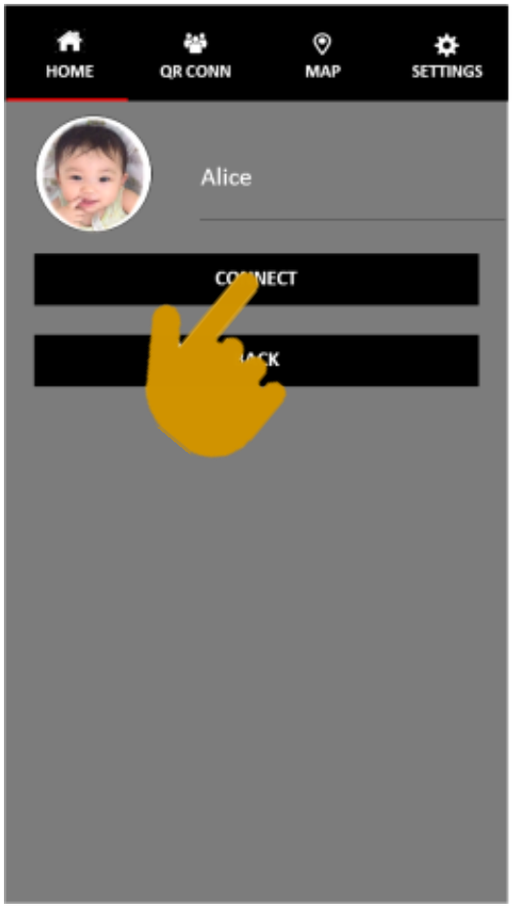





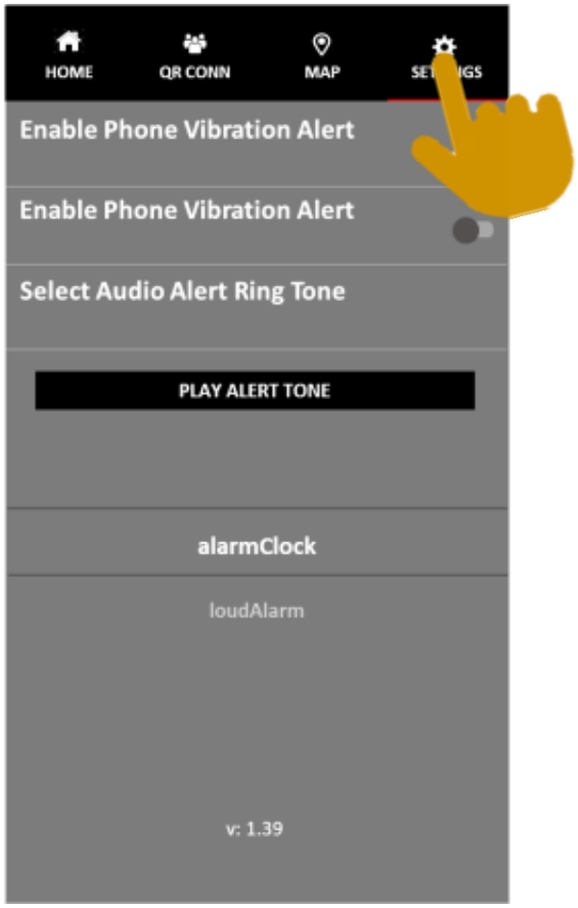


The infant's photo and name will be displayed along with a battery charge level indicator for the connected cushion. The battery charge indicator will change color as battery charge lowers. When the battery is critically low this icon will become red. Whenever the sounder sounds 4 times, it is an indication that the battery needs replacing: also a notification will be shown if the phone screen is off.

To complete the APP setup, press the Settings icon on top right corner here it is possible to enable the vibration, the intermittent flashing light and to select a preferred alarm tone.

## To Add Associated Users

Once the Smart cushion is connected to the App, the main user can add associated users as follows

**(1)** **Both Main User** and **Secondary User** should press **QR CONN;**

**(2)** **Secondary User** should press **SHOW MY QR CODE**, this will display the device's unique QR Code;

**(3)** **Main User** should press **SCAN QR CODE** over the QR code of the Secondary User and then input the name of the Secondary User.

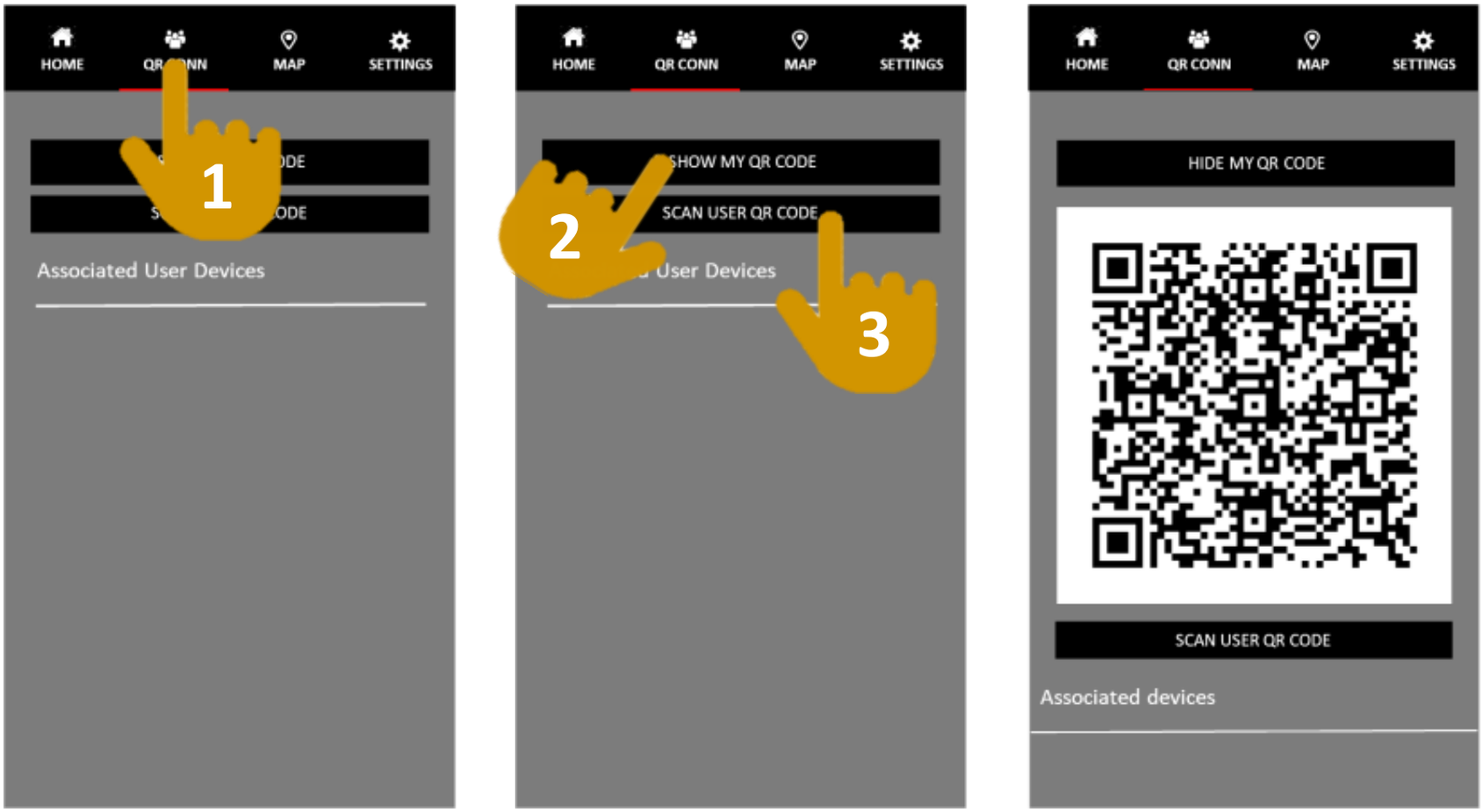


Now the main user and associated user's Apps are synchronized which will ensure that the associated users will receive an alarm alert notification message with GPS coordinates of where the infant has been left unattended. (Note: it is possible to have multiple main users if required by following this procedure of association. On the main user's App will be displayed a list of all the associated secondary users.)

## Using The Product

The main screen will now show the battery charge level status of the **BABI Smart Cushion** and indicate the presence of the infant in their baby car seat.

| When the infant is not present on the BABI smart seat cushion, the infant picture will be shown in black and white. | When the infant is present, the infant picture is shown in color along with the battery charge indicator above. |
|---|---|
| 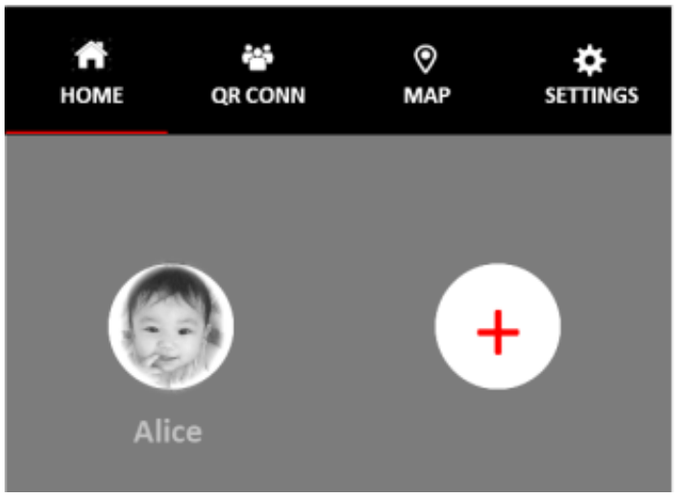 | 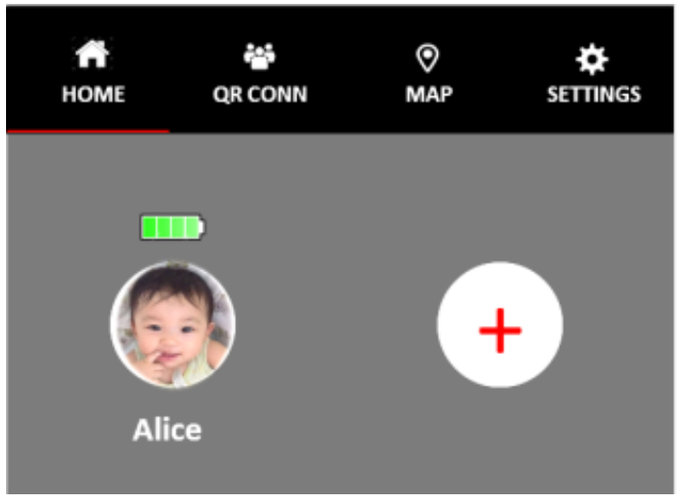 |
| **Infant Absent** | **Infant Present** |

The BABI smart seat cushion will be connected to the APP and monitors the presence of the infant continuously when an infant is present in their baby car seat. When the infant is removed from the baby car seat, the smart cushion will switch itself off and will only switch itself back on again when an infant is once again placed on the baby car seat.

If the **BABI Smart Cushion** cannot connect with the App, there will be 3 beep sounds every 10 seconds for 2 minutes, then 3 times every 60 seconds. This alert is alarm to the user to ensure the device is always connected via Bluetooth to the App.

## Alarm Mode

When the infant is abandoned in a vehicle and the guardian walks away from the vehicle, after a distance of 10 to 15 meters, the guardian will receive an alarm message on his phone, for example:

***"ATTENTION! (NAME) HAS BEEN ABANDONED"***

The phone will emit an audio alarm sound, vibrate and flash the camera LED.

If the alarm is not resolved, after 30 seconds the APP will send an alarm message to all the associated users, for example:

***"(NAME) WAS ABANDONED AT GPS 22.3213 N 113.9433 E"***

The associated users can open the map to view the exact location where the infant has been left unattended. Then they can contact the other users to proceed with the rescue of the infant that is unattended.

## Using BABI Accessory Devices

**BABI Smart Cushion** has two accessory products that can either be used together **WITH** the mobile phone App. **OR** the two devices can use be used with the Smart Cushion **WITHOUT** the mobile phone App.

## BABI SAFE

A Preemptive in car alarm device that plugs in to the 12 Volt cigarette lighter socket. It can be used with or without the Babisit mobile phone App with the same function. Babi Safe is a preemptive alert reminder that will sound an alarm and display a visual alert when the car engine is switched off and an infant is present in the baby car seat.

## BABI ALERT

A Portable Key Ring Device which has a different Slightly different function when used with the App and when used without the App.

**WITHOUT THE APP:** The device will act as the primary alarm, so when the user moves away from the vehicle and has left an infant unattended an Audio and Visual alarm will be raised on this device. The alarm can only be stopped by removing the infant from their baby seat or manually deactivating the device.

**WITH THE APP:** In the event that the user has left their mobile phone in the vehicle with the infant unattended in their car seat an audio and visual alarm is raised on the device If the alarm is not resolved after 30 seconds an alert message will be sent to the other preset associated users along with the GPS coordinates of where the incident occurred.

# 6 Options to use BABI Products

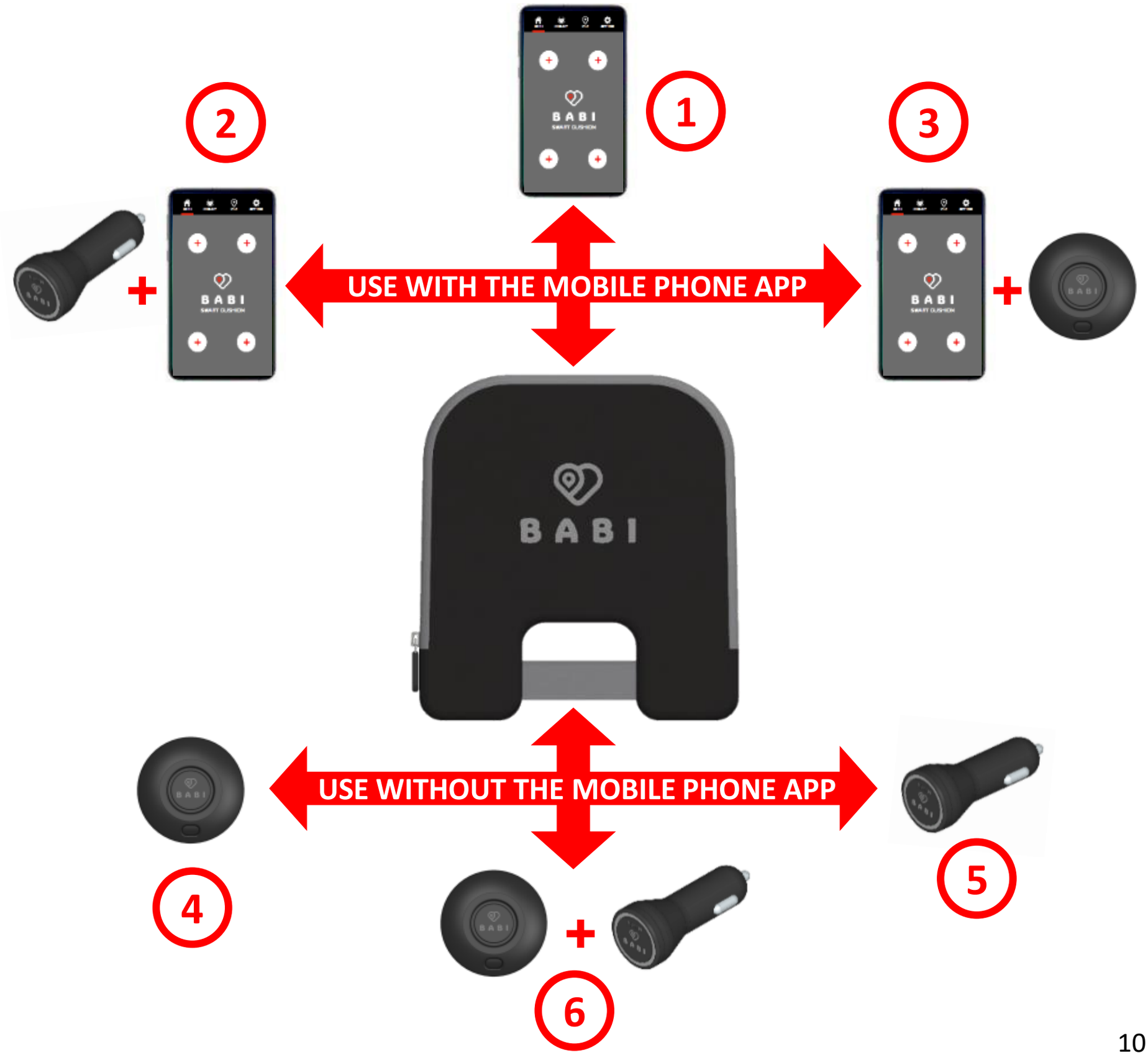

## Product maintenance

- The outer cushion cloth cover is water resistant, it is removable and washable according to the instruction on the inner label. Before washing the cushion cloth, open the zip, take out the inner part and store in a clean and dry place. Then the cover can be washed and dried.
- Battery duration is estimated to be 2 years and need to be replace when 4 consecutive beeps sound during an infant is on the Baby car seat.
- To change the CR2450 battery:
  1) Undo the zip on the cushion cover;
  2) Take out the inner part;
  3) Unscrew the 2 screws, remove the plastic box battery door cover;
  4) Replace the battery ensuring the battery is correct way round;
  5) Replace the battery door cover and screw back the 2 screws.
  6) Put the inner part in the outer cloth fabric and close the zip.

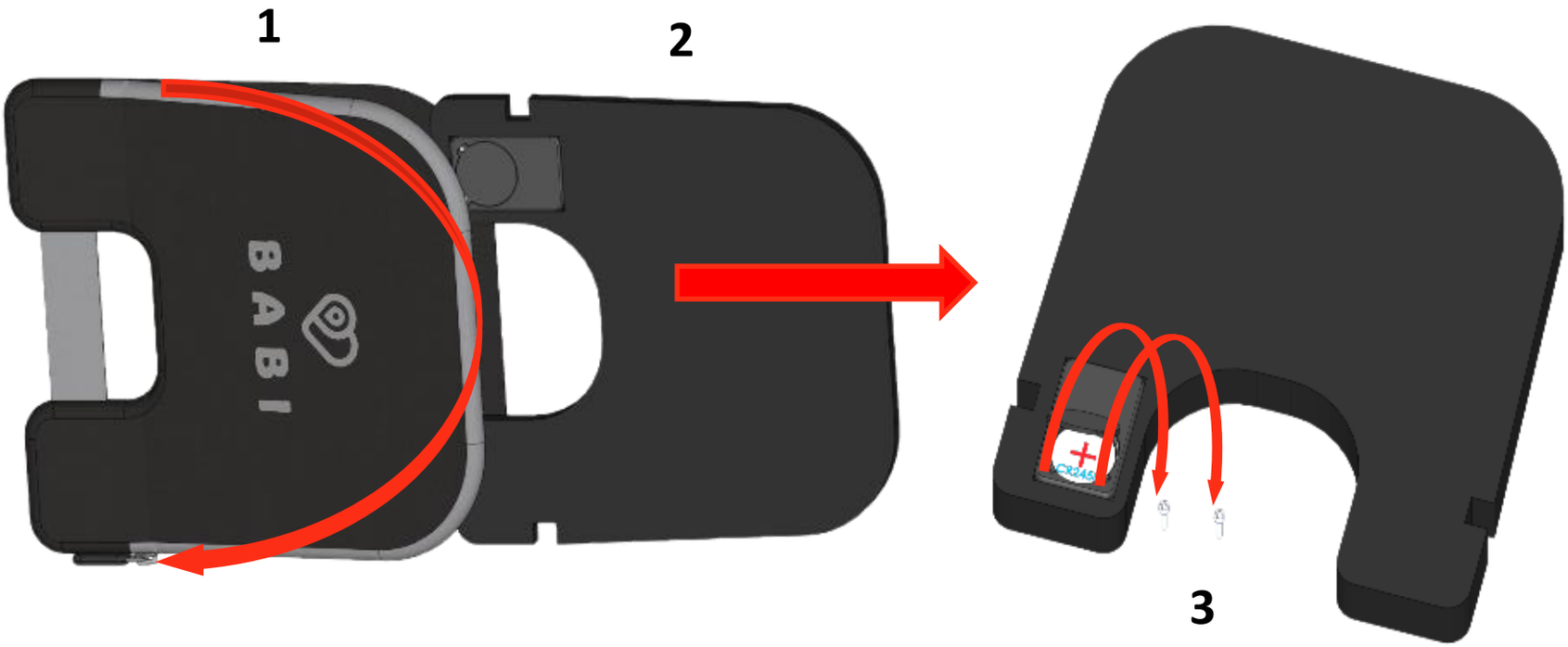

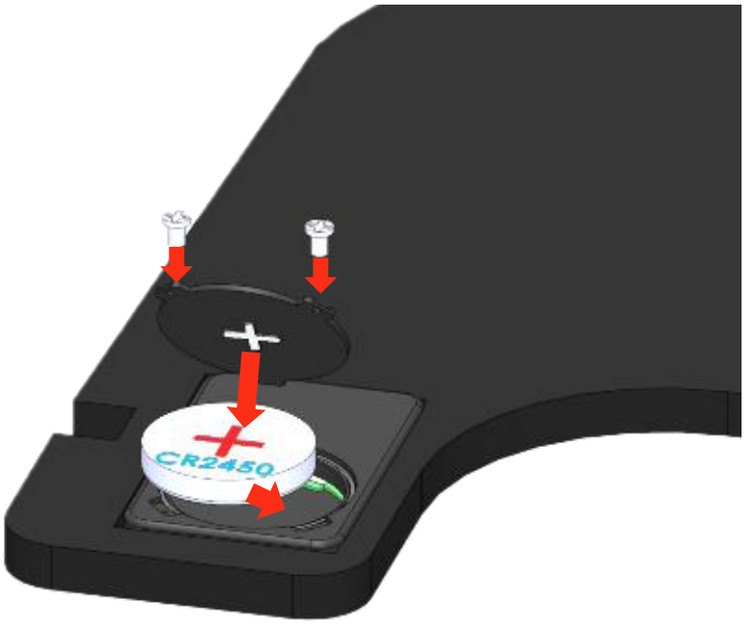


**4 & 5**

**6**

## Warranty

The product is guaranteed against any non-conformity defect within normal operational conditions of use, as provided by the instructions for use. The warranty shall not therefore apply in the case of damages caused by improper use, wear or accidental damage events. (Note: The battery is not included in the warranty as it is a consumable and is to be replaced as required.)

For the duration of warranty on conformity defects please refer to the specific provisions of national laws applicable in the country of purchase, where provided.

## Important notes:

- A Lithium battery is used in this device. Please ensure that when a new battery is installed and the battery is placed the correct way. Please dispose of old battery carefully and in special waste container.
- Please ensure that the smart cushion is correctly installed and fitted into the baby car seat before using the device.
- Do not use the device with other non approved accessories.
- Do not use the product without the cushion cover.
- Do not emerge the inner part of the smart cushion in water, the inner part must be removed before the cushion cover is washed.
- Do not leave any packaging materials (plastic bags, cardboard boxes, etc.) that can be hazardous to the child.
- To prevent the risk of overheating, keep cushion away from sources of heat
- Before using the device, make sure that is not damaged, otherwise contact the dealer and do not use the device.

**Babi Smart Cushion** is designed to detect and alert the user of the presence of an infant in their baby car seat. This product does not remove the user of their responsibility for the care of any infant in a vehicle. Whilst the device indicates the presence of the child in a vehicle it does not guarantee that the user will forget their child, the device is intended to reduce the potential risk and alert the user, however it does not guarantee anything in the case that the user takes no action on the alarm.

The use of this product with the Mobile phone App only means that the App is the principle alarm method both by visual and audio. It is the responsibility of the user to ensure that the:

- ✓ Mobile phone is charged and in working order;
- ✓ Bluetooth connection is paired and switched ON; and
- ✓ Babisit App has been installed and is always switched ON.

## Declaration of Conformity

BABI Ltd hereby declares that Babi cushion is in conformity with the essential requirements and the related dispositions established by EU directives. The product is CE, FCC, IC, EMC, and RED certifed Also ROHS and REACH compliant.

## Conformity Certifications

BABI Ltd, the supplier of this product is a Hong Kong registered company. BABI Ltd declares that the BABI Smart Cushion and it's related APP comply to all criteria and specifications to the Italian Law 117 & Decree no 122. All relative documents are available upon request.

## FCC and IC statements

This device complies with part 15 of the FCC Rules. Operation is subject to the following two conditions: (1) This device may not cause harmful interference, and (2) this device must accept any interference received, including interference that may cause undesired operation.

This device contains licence-exempt transmitter(s)/receiver(s) that comply with Innovation, Science and Economic Development Canada's licence-exempt RSS(s). Operation is subject to the following two conditions: (1) This device may not cause interference. (2) This device must accept any interference, including interference that may cause undesired operation of the device.

## Manufacturer

BABI Ltd.
20F Mongkok Commercial Centre,
16 Argyle Street, Mongkok,
Kowloon, Hong Kong

MADE IN CHINA

## Customer Service

For additional information and assistance, please contact the email address:
***sales@babisit.com***

BABI

www.babisit.com

Made in PRC by BABI Ltd Hong Kong

FCC Statement

This equipment has been tested and found to comply with the limits for a Class B digital device, pursuant to part 15 of the FCC Rules. These limits are designed to provide reasonable protection against harmful interference in a residential installation. This equipment generates, uses and can radiate radio frequency energy and, if not installed and used in accordance with the instructions, may cause harmful interference to radio communications. However, there is no guarantee that interference will not occur in a particular installation. If this equipment does cause harmful interference to radio or television reception, which can be determined by turning the equipment off and on, the user is encouraged to try to correct the interference by one or more of the following measures:

- Reorient or relocate the receiving antenna.
- Increase the separation between the equipment and receiver.
- Connect the equipment into an outlet on a circuit different from that to which the receiver is connected.
- Consult the dealer or an experienced radio/TV technician for help.

Caution: Any changes or modifications to this device not explicitly approved by manufacturer could void your authority to operate this equipment.

This device complies with part 15 of the FCC Rules. Operation is subject to the following two conditions: (1) This device may not cause harmful interference, and (2) this device must accept any interference received, including interference that may cause undesired operation.

ISED Statement

- English: This device complies with Industry Canada license‐exempt RSS standard(s). Operation is subject to the following two conditions: (1) This device may not cause interference, and (2) This device must accept any interference, including interference that may cause undesired operation of the device.

The digital apparatus complies with Canadian CAN ICES‐3 (B)/NMB‐3(B).

- French: Le présentappareilestconforme aux CNR d'Industrie Canada applicables aux appareils radio exempts de licence. L'exploitationestautorisée aux deux conditions suivantes: (1) l'appareil ne doit pas produire de brouillage, et (2) l'utilisateur de l'appareildoit accepter tout brouillageradioélectriquesubi, mêmesi le brouillageest susceptible d'encompromettre le fonctionnement.

l'appareil numérique du ciem conforme canadien peut - 3 (b) / nmb - 3 (b).

This device meets the exemption from the routine evaluation limits in section 2.5 of RSS 102 and compliance with RSS 102 RF exposure, users can obtain Canadian information on RF exposure and compliance.

cet appareil est conforme à l'exemption des limites d'évaluation courante dans la section 2.5 du cnr - 102 et conformité avec rss 102 de l'exposition aux rf, les utilisateurs peuvent obtenir des données canadiennes sur l'exposition aux champs rf et la conformité.

This device meets the exemption from the routine evaluation limits in section 2.5 of RSS 102 and compliance with RSS 102 RF exposure, users can obtain Canadian information on RF exposure and compliance.

cet appareil est conforme à l'exemption des limites d'évaluation courante dans la section 2.5 du cnr - 102 et conformité avec rss 102 de l'exposition aux rf, les utilisateurs peuvent obtenir des données canadiennes sur l'exposition aux champs rf et la conformité.

This equipment complies with Canada radiation exposure limits set forth for an uncontrolled environment. This equipment should be installed and operated with minimum distance 0mm between the radiator & your body.

Cet équipement est conforme Canada limites d'exposition aux radiations dans un environnement non contrôlé. Cet équipement doit être installé et utilisé à distance minimum de 0mm entre le radiateur et votre corps.