HELM TRUE WIRELESS 5.0

QUICK START GUIDE

First Let's Check The Battery Level On Portable Charging Case

❶ Open the cover and tap the power button to check the battery level

☛ *Earpieces Automatically shut-off & charge when you put them back in the charging case.*

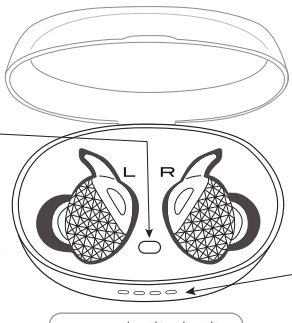

❷ Check the 4 lights on the front of the case

If it shows one or no lights on please charge the case with Micro USB cable provided before pairing.

1.5 Hours will fully charge the True Wireless case.

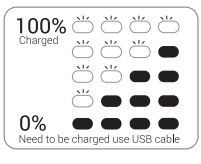

**Charging case becomes easier to open over time*

Auto-Paring and Connecting to your Device

- Remove your earpieces from the case and they will **Auto-Pair** to each other.
- After roughly 5 seconds you will hear, "*HELM Pairing*"
- On your device turn your **Bluetooth ON**.
- Open your Bluetooth window and choose - **HELM True Wireless** *(This may take a few seconds to appear)*
- You will then hear "*Connected*".

NOTE: *If you ever experience any connectivity issues please put your earpieces back in the case for over 20 seconds so they automatically shut off. Then take them out again.*

****Tip:*** *If you don't have your charging case with you. You can also turn the earpieces off manually by holding the smart button down for 3 seconds.*

Fitting your Earpieces in Your Ears:

Gently push and twist each earpiece into your ears clockwise so the ear hook slides under the outer ear fold (helix). It should feel snug with an audible seal.

If it does not feel secure change your ear tip size included in your package.

****SAFE PRACTICE*** *When operating the smart buttons while the earpieces are in your ears, avoid pressing into your ear canal by pinching the earpiece with your thumb and middle finger while pressing the smart button with your index finger or you can push the smart button upwards to place pressure on your upper-ear instead*

If you have any questions or need any assistance, please visit the HELM Audio website at ***helmaudio.com*** *- under the support tab, for the latest FAQ and a "Contact us" link to talk to our support team or* ***email us directly at support@helmaudio.com****.*

In The Box

True Wireless 5.0 Earpieces

Charging Case

Micro USB

Extra Eartips

Medium sized eartips are installed on earpieces

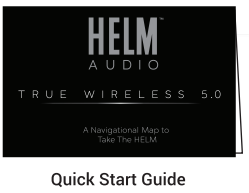

Quick Start Guide

A Navigational Map to
Take The HELM

TRUE WIRELESS 5.0

HELM™
AUDIO

Bluetooth®

FC CE RoHS

© 2019 HELM Audio LTD.

CONTROLS

Right Earpiece Controls	
One click	Pause/Play or Answer Calls
Long press *for 1 sec**	Activate/Deactivate Siri/Voice Assistant
Two Clicks	Volume UP
Three Clicks	Volume Down
Long hold	Turn Earpiece Off

Left Earpiece Controls	
One click	Pause/Play or Answer Calls
Long press *for 1 sec**	Activate/Deactivate Siri/Voice Assistant
Two clicks*	Next Track
Three Clicks	Previous Track
Long hold	Turn Earpiece Off

Long press for 1s to reject incoming calls. 2 clicks to mute Microphone during calls

SPECIFICATIONS

Bluetooth version	5.0
Bluetooth range	60 Feet
Wireless type	EDR+Bluetooth
Frequency response	20Hz-20kHz
Sensitivity	88 ± 3dB
Resistance	16Ω
Standby time	100 hrs
Play time	6 hrs
Play time w/charging case	30 hrs
Charging time	1.5hrs
Driver	Dynamic
Microphone	✓
Smart button control	✓
Water Resistance	IPX4 (Sweat & Mud Approved)

HELM AUDIO LIMITED PRODUCT WARRANTY

HELM Audio products are warranted against defects in materials and craftsmanship for a period of one year from the date of the original purchase, when used in accordance with HELM's product use guidelines. Under this warranty, your claim can be directed to HELM, even if you purchased the product from an authorized third party retailer/reseller. The warranty will only be honored by providing the original proof of purchase that shall include the date of purchase and where the product was purchased which must be verified as an official authorized Helm retailer/reseller.

During the warranty period, HELM will, at its sole option, repair or replace the original, defective parts or issue a refund in the amount of the original purchase price. This warranty does not include damage resulting from accidents, or from improper use, maintenance, or repair, or from other causes that are not defects in materials or craftsmanship.

For more information about this warranty, additional FAQ's, or Customer Service (general questions or warranty) please visit www.helmaudio.com and select the support page.

www.helmaudio.com

Federal Communication Commission Interference Statement
This equipment has been tested and found to comply with the limits for a Class B digital device, pursuant to Part 15 of the FCC Rule. These limits are designed to provide reasonable protection against harmful interference in a residential installation. This equipment generates, uses and can radiate radio frequency energy and, if not installed and used in accordance with the instructions, may cause harmful interference to radio communication~ However, there is no guarantee that interference will not occur in a particular installation. ff this equipment does cause harmful interference to radio or television reception, which can be determined by tunning the equipment off and on, the user is encouraged to try to correct the interh!rence by one or more of the following measures:

Reorient or relocate the receiving antenna.

Increase the separation between the equipment and receiver.

Connect the equipment into an outlet on a circuit diffierent from that to which the receiver is connected.

Consult the dealer or an experienced radio/TV technician for help.

FCC Caution: Any changes or modifications not expressly approved by the party responsible for compliance could void the user's authority to operate this equipment.

Operation is subject to the following two conditions:
(1): this device may not cause harmful interference; and
(2): this device must accept any interference received, inducing interference that may cause undesired operation.