FCC TEST REPORT

Test report
On Behalf of
AES GmbH
For
AES Multi frequency RFID Reader CAN Device
Model No.: SA2-CAN-V2

FCC ID: 2ATGK-SA2-CAN-V2

Prepared for :	**AES GmbH** **Markt 14, 99310 Arnstadt, Germany**
Prepared By :	**Shenzhen HUAK Testing Technology Co., Ltd.** **1F, B2 Building, Junfeng Zhongcheng Zhizao Innovation Park, Fuhai Street, Bao'an District, Shenzhen City, China**
Date of Test:	**Jan. 01, 2020 ~Jan. 08, 2020**
Date of Report:	**Jan. 09, 2020**
Report Number:	**HK2001070051-2E**

The results shown in this test report refer only to the sample(s) tested unless otherwise stated and the sample(s) are retained for 30 days only. The document is issued by HUAK, this document cannot be reproduced except in full with our prior written permission. The more details and the authenticity of the report will be confirmed at http://www.cer-mark.com.

HUAK Testing Lab TEL : +86-755 2302 9901 FAX : +86-755 2302 9901 E-mail : service@cer-mark.com
Add: 1/F., Building B2, Junfeng Zhongcheng Zhizao Innovation Park, Heping Community, Fuhai Street, Bao'an District, Shenzhen, Guangdong, China

TEST RESULT CERTIFICATION

Applicant's name.....: AES GmbH

Address .....: Markt 14, 99310 Arnstadt, Germany

Manufacture's Name.....: AES GmbH

Address .....: Markt 14, 99310 Arnstadt, Germany

Product description

Trade Mark: Smart Access

Product name.....: AES Multi frequency RFID Reader CAN Device

Model and/or type reference .: SA2-CAN-V2

Standards .....: FCC Rules and Regulations Part 15 Subpart C Section 15.225
ANSI C63.10: 2013

This publication may be reproduced in whole or in part for non-commercial purposes as long as the Shenzhen HUAK Testing Technology Co., Ltd. is acknowledged as copyright owner and source of the material. Shenzhen HUAK Testing Technology Co., Ltd. takes no responsibility for and will not assume liability for damages resulting from the reader's interpretation of the reproduced material due to its placement and context.

Date of Test .....:

Date (s) of performance of tests .....: Jan. 01, 2020 ~Jan. 08, 2020

Date of Issue.....: Jan. 09, 2020

Test Result.....: **Pass**

Testing Engineer : Gary Qian

(Gary Qian)

Technical Manager : Eden Hu

(Eden Hu)

Authorized Signatory : Jason Zhou

(Jason Zhou)

The results shown in this test report refer only to the sample(s) tested unless otherwise stated and the sample(s) are retained for 30 days only. The document is issued by HUAK, this document cannot be reproduced except in full with our prior written permission. The more details and the authenticity of the report will be confirmed at http://www.cer-mark.com.

HUAK Testing Lab TEL : +86-755 2302 9901 FAX : +86-755 2302 9901 E-mail : service@cer-mark.com

Add: 1/F., Building B2, Junfeng Zhongcheng Zhizao Innovation Park, Heping Community, Fuhai Street, Bao'an District, Shenzhen, Guangdong, China

TABLE OF CONTENTS

1. Test Result Summary 4
1.1. TEST FACILITY 4
1.2. MEASUREMENT UNCERTAINTY 4
2. EUT Description 5
3. Genera Information 6
3.1. TEST ENVIRONMENT AND MODE 6
3.2. DESCRIPTION OF SUPPORT UNITS 6
4. Test Results and Measurement Data 7
4.1. ANTENNA REQUIREMENT 7
4.2. CONDUCTED EMISSION 8
4.3. RADIATED EMISSION MEASUREMENT 10
4.4. OCCUPIED BANDWIDTH 16
4.5. FREQUENCY STABILITY 18
Appendix A: Photographs of Test Setup 20
Appendix B: PHOTOS OF THE EUT 21

The results shown in this test report refer only to the sample(s) tested unless otherwise stated and the sample(s) are retained for 30 days only. The document is issued by HUAK, this document cannot be reproduced except in full with our prior written permission. The more details and the authenticity of the report will be confirmed at http://www.cer-mark.com.

HUAK Testing Lab TEL : +86-755 2302 9901 FAX : +86-755 2302 9901 E-mail : service@cer-mark.com
Add: 1/F., Building B2, Junfeng Zhongcheng Zhizao Innovation Park, Heping Community, Fuhai Street, Bao'an District, Shenzhen, Guangdong, China

1. Test Result Summary

Requirement	CFR 47 Section	Result
Conduction Emission, 0.15MHz to 30MHz	§15.207	N/A
Radiation Emission	§15.225, §15.205, §15.209, §15.35	PASS
Occupied Bandwidth	§ 15.215	PASS
Antenna requirement	§ 15.203	PASS
Frequency stability	§ 15.225	PASS

Note:

1. PASS: Test item meets the requirement.

2. Fail: Test item does not meet the requirement.

3. N/A: Test case does not apply to the test object.

4. The test result judgment is decided by the limit of test standard.

1.1. TEST FACILITY

Test Firm	:	Shenzhen HUAK Testing Technology Co., Ltd.
Address	:	1F, B2 Building, Junfeng Zhongcheng Zhizao Innovation Park, Fuhai Street, Bao'an District, Shenzhen City, China
FCC designation number	:	CN1229
test firm registration number	:	616276

1.2. MEASUREMENT UNCERTAINTY

Measurement Uncertainty

Conducted Emission Expanded Uncertainty	=	2.23dB, k=2
Radiated emission expanded uncertainty(9kHz-30MHz)	=	3.08dB, k=2
Radiated emission expanded uncertainty(30MHz-1000MHz)	=	4.42dB, k=2
Radiated emission expanded uncertainty(Above 1GHz)	=	4.06dB, k=2

The results shown in this test report refer only to the sample(s) tested unless otherwise stated and the sample(s) are retained for 30 days only. The document is issued by HUAK, this document cannot be reproduced except in full with our prior written permission. The more details and the authenticity of the report will be confirmed at http://www.cer-mark.com.

HUAK Testing Lab TEL : +86-755 2302 9901 FAX : +86-755 2302 9901 E-mail : service@cer-mark.com
Add: 1/F., Building B2, Junfeng Zhongcheng Zhizao Innovation Park, Heping Community, Fuhai Street, Bao'an District, Shenzhen, Guangdong, China

2. EUT Description

Equipment	AES Multi frequency RFID Reader CAN Device
Model Name	SA2-CAN-V2
Serial No	N/A
Model Difference	N/A
FCC ID	2ATGK-SA2-CAN-V2
Antenna Type	Internal Antenna
Antenna Gain	0 dBi
Operation frequency	13.56MHz
Modulation Type	ASK
Power Source	DC Voltage
Power Rating	DC 24V or DC 48V

The results shown in this test report refer only to the sample(s) tested unless otherwise stated and the sample(s) are retained for 30 days only. The document is issued by HUAK, this document cannot be reproduced except in full with our prior written permission. The more details and the authenticity of the report will be confirmed at http://www.cer-mark.com.

HUAK Testing Lab TEL : +86-755 2302 9901 FAX : +86-755 2302 9901 E-mail : service@cer-mark.com
Add: 1/F., Building B2, Junfeng Zhongcheng Zhizao Innovation Park, Heping Community, Fuhai Street, Bao'an District, Shenzhen, Guangdong, China

3. Genera Information

3.1. Test Environment and Mode

Operating Environment:	
Temperature:	24.0 °C
Humidity:	54 % RH
Atmospheric Pressure:	1010 mbar
Test Mode:	
Operation mode:	Keep the EUT in continuous transmitting with modulation

The sample was placed (0.8m below 1GHz, 1.5m above 1GHz) above the ground plane of 3m chamber. Measurements in both horizontal and vertical polarities were performed. During the test, each emission was maximized by: having the EUT continuously working, investigated all operating modes, rotated about all 3 axis (X, Y & Z) and considered typical configuration to obtain worst position, manipulating interconnecting cables, rotating the turntable, varying antenna height from 1m to 4m in both horizontal and vertical polarizations. The emissions worst-case are shown in Test Results of the following pages.

Per-test mode.

We have verified the construction and function in typical operation, The EUT was placed on three different polar directions; i.e. X axis, Y axis, Z axis. which was shown in this test report and defined as follows:

Axis	X	Y	Z
Field Strength(dBuV/m)	62.47	65.62	62.59

Final Test Mode:

According to ANSI C63.10 standards, the test results are both the “worst case” and “worst setup”:
Y axis (see the test setup photo)

3.2. Description of Support Units

The EUT has been tested as an independent unit together with other necessary accessories or support units. The following support units or accessories were used to form a representative test configuration during the tests.

Equipment	Model No.	Serial No.	FCC ID	Trade Name
/	/	/	/	/

Note:

1. *All the equipment/cables were placed in the worst-case configuration to maximize the emission during the test.*
2. *Grounding was established in accordance with the manufacturer’s requirements and conditions for the intended use.*

The results shown in this test report refer only to the sample(s) tested unless otherwise stated and the sample(s) are retained for 30 days only. The document is issued by HUAK, this document cannot be reproduced except in full with our prior written permission. The more details and the authenticity of the report will be confirmed at http://www.cer-mark.com.

HUAK Testing Lab TEL : +86-755 2302 9901 FAX : +86-755 2302 9901 E-mail : service@cer-mark.com
Add: 1/F., Building B2, Junfeng Zhongcheng Zhizao Innovation Park, Heping Community, Fuhai Street, Bao'an District, Shenzhen, Guangdong, China

4. Test Results and Measurement Data

4.1. Antenna Requirement

Standard requirement:	FCC Part15 C Section 15.203
15.203 requirement: An intentional radiator shall be designed to ensure that no antenna other than that furnished by the responsible party shall be used with the device. The use of a permanently attached antenna or of an antenna that uses a unique coupling to the intentional radiator, the manufacturer may design the unit so that a broken antenna can be replaced by the user, but the use of a standard antenna jack or electrical connector is prohibited.	
E.U.T Antenna:	Internal Antenna
The antenna used in this product is a Internal Antenna, The directional gains of antenna used for transmitting is 0dBi.	



The results shown in this test report refer only to the sample(s) tested unless otherwise stated and the sample(s) are retained for 30 days only. The document is issued by HUAK, this document cannot be reproduced except in full with our prior written permission. The more details and the authenticity of the report will be confirmed at http://www.cer-mark.com.

HUAK Testing Lab TEL : +86-755 2302 9901 FAX : +86-755 2302 9901 E-mail : service@cer-mark.com
Add: 1/F., Building B2, Junfeng Zhongcheng Zhizao Innovation Park, Heping Community, Fuhai Street, Bao'an District, Shenzhen, Guangdong, China

4.2. Conducted Emission

4.2.1. Conducted Power Line Emission Limit

For unintentional device, according to § 15.107(a) Line Conducted Emission Limits is as following

Frequency (MHz)	Maximum RF Line Voltage (dBμV)			
	CLASS A		CLASS B	
	Q.P.	Ave.	Q.P.	Ave.
0.15 - 0.50	79	66	66-56*	56-46*
0.50 - 5.00	73	60	56	46
5.00 - 30.0	73	60	60	50

* Decreasing linearly with the logarithm of the frequency
For intentional device, according to §15.207(a) Line Conducted Emission Limit is same as above table.

4.2.2. Test Setup

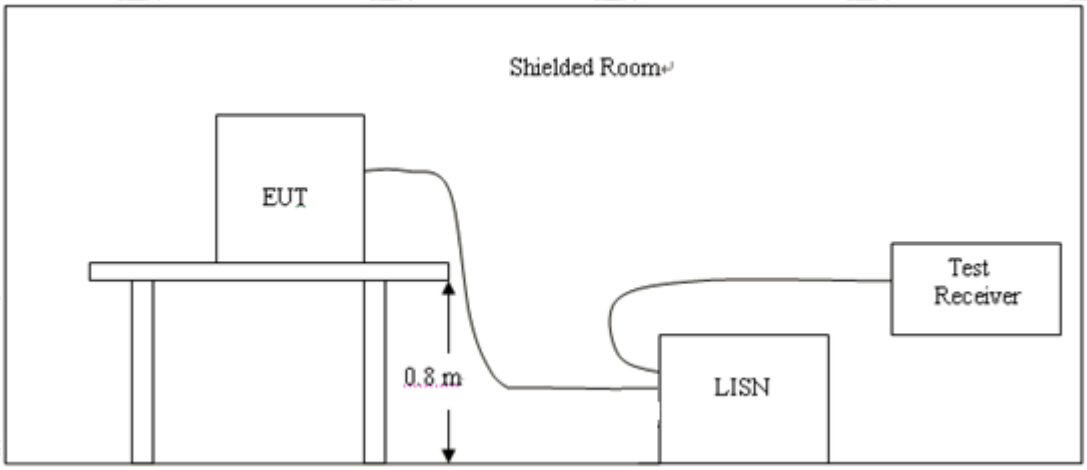

4.2.3. Test Procedure

1, The equipment was set up as per the test configuration to simulate typical actual usage per the user's manual. The EUT is a tabletop system, a wooden table with a height of 0.8 meters is used and is placed on the ground plane as per ANSI C63.10.
2, Support equipment, if needed, was placed as per ANSI C63.10.
3, All I/O cables were positioned to simulate typical actual usage as per ANSI C63.10.
4, If a EUT received DC power from the USB Port of Notebook PC, the PC's adapter received AC120V/60Hz power through a Line Impedance Stabilization Network (LISN) which supplied power source and was grounded to the ground plane.
5, All support equipments received AC power from a second LISN, if any.
6, The EUT test program was started. Emissions were measured on each current carrying line of the EUT using a spectrum Analyzer / Receiver connected to the LISN powering the EUT. The LISN has two monitoring points: Line 1 (Hot Side) and Line 2 (Neutral Side). Two scans were taken: one with Line 1 connected to Analyzer / Receiver and Line 2 connected to a 50 ohm load; the second scan had Line 1 connected to a 50 ohm load and Line 2 connected to the Analyzer / Receiver.
7, Analyzer / Receiver scanned from 150 KHz to 30MHz for emissions in each of the test modes.

The results shown in this test report refer only to the sample(s) tested unless otherwise stated and the sample(s) are retained for 30 days only. The document is issued by HUAK, this document cannot be reproduced except in full with our prior written permission. The more details and the authenticity of the report will be confirmed at http://www.cer-mark.com.

HUAK Testing Lab TEL : +86-755 2302 9901 FAX : +86-755 2302 9901 E-mail : service@cer-mark.com
Add: 1/F., Building B2, Junfeng Zhongcheng Zhizao Innovation Park, Heping Community, Fuhai Street, Bao'an District, Shenzhen, Guangdong, China

4.2.4. Test Result

Not applicable.
Note: EUT power supply by DC Power, so this test item not applicable.

The results shown in this test report refer only to the sample(s) tested unless otherwise stated and the sample(s) are retained for 30 days only. The document is issued by HUAK, this document cannot be reproduced except in full with our prior written permission. The more details and the authenticity of the report will be confirmed at http://www.cer-mark.com.

HUAK Testing Lab TEL : +86-755 2302 9901 FAX : +86-755 2302 9901 E-mail : service@cer-mark.com
Add: 1/F., Building B2, Junfeng Zhongcheng Zhizao Innovation Park, Heping Community, Fuhai Street, Bao'an District, Shenzhen, Guangdong, China

4.3. Radiated Emission Measurement

4.3.1. Test Specification

<table>
<tr><td>Test Requirement:</td><td>FCC Part15 C Section 15.225(a) and 15.209</td></tr>
<tr><td>Test Method:</td><td>ANSI C63.10:2013</td></tr>
<tr><td>Frequency Range:</td><td>9 kHz to 1 GHz</td></tr>
<tr><td>Measurement Distance:</td><td>3 m</td></tr>
<tr><td>Antenna Polarization:</td><td>Horizontal & Vertical</td></tr>
<tr><td>Receiver Setup:</td><td>
<table>
<tr><td>Frequency</td><td>Detector</td><td>RBW</td><td>VBW</td><td>Remark</td></tr>
<tr><td>9kHz- 150kHz</td><td>Quasi-peak</td><td>200Hz</td><td>1kHz</td><td>Quasi-peak Value</td></tr>
<tr><td>150kHz-30MHz</td><td>Quasi-peak</td><td>9kHz</td><td>30kHz</td><td>Quasi-peak Value</td></tr>
<tr><td>30MHz-1GHz</td><td>Quasi-peak</td><td>120KHz</td><td>300KHz</td><td>Quasi-peak Value</td></tr>
<tr><td rowspan="2">Above 1GHz</td><td>Peak</td><td>1MHz</td><td>3MHz</td><td>Peak Value</td></tr>
<tr><td>Peak</td><td>1MHz</td><td>10Hz</td><td>Average Value</td></tr>
</table>
</td></tr>
<tr><td></td><td>1. The EUT was placed on the top of a rotating table 0.8 meters above the ground at a 3 meter camber in below 1GHz, 1.5m above the ground in above 1GHz. The table was rotated 360 degrees to determine the position of the highest radiation.
2. The EUT was set 3 meters away from the interference-receiving antenna, which was mounted on the top of a variable-height antenna tower.
3. The antenna height is varied from one meter to four meters above the ground to determine the maximum value of the field strength. Both horizontal and vertical polarizations of the antenna are set to make the measurement.
4. For each suspected emission, the EUT was arranged to its worst case and then the antenna was tuned to heights from 1 meter to 4 meters and the rotatable table was turned from 0 degrees to 360 degrees to find the maximum reading.
5. The test-receiver system was set to Peak Detect Function and Specified Bandwidth with Maximum Hold Mode.
6. If the emission level of the EUT in peak mode was 10dB lower than the limit specified, then testing could be stopped and the peak values of the EUT would be reported. Otherwise the emissions that did not have 10dB margin would be re-tested one by one using peak, quasi-peak or average method as specified and then reported in a data sheet.</td></tr>
</table>

The results shown in this test report refer only to the sample(s) tested unless otherwise stated and the sample(s) are retained for 30 days only. The document is issued by HUAK, this document cannot be reproduced except in full with our prior written permission. The more details and the authenticity of the report will be confirmed at http://www.cer-mark.com.

HUAK Testing Lab TEL : +86-755 2302 9901 FAX : +86-755 2302 9901 E-mail : service@cer-mark.com

Add: 1/F., Building B2, Junfeng Zhongcheng Zhizao Innovation Park, Heping Community, Fuhai Street, Bao'an District, Shenzhen, Guangdong, China

Test setup:	For radiated emissions Below 30 MHz 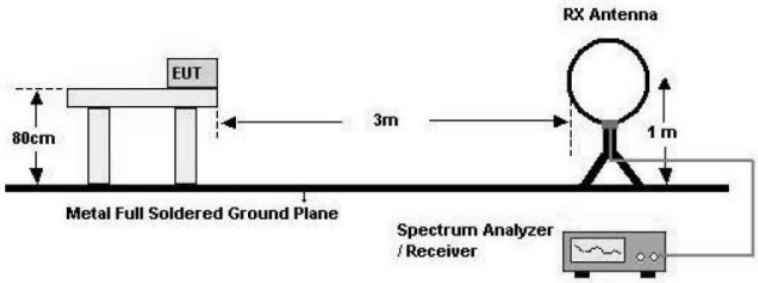 30MHz to 1GHz 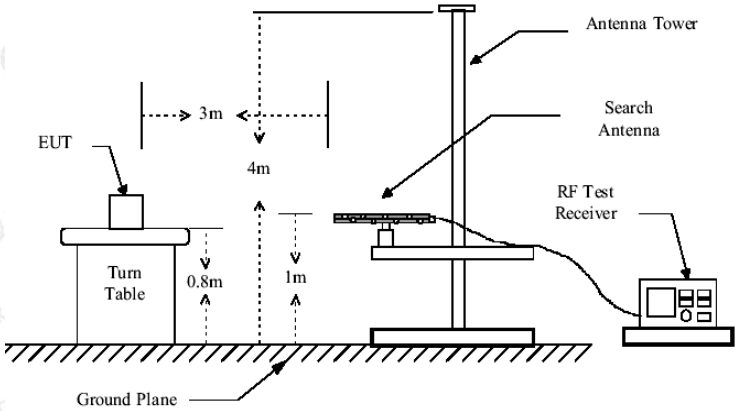 Above 1GHz 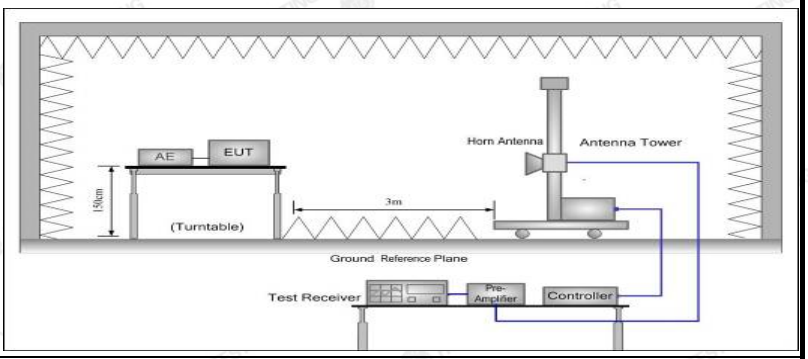
Test Mode:	Transmitting Mode
Test results:	PASS

4.3.2. limit

(a) The field strength of any emissions within the band 13.553-13.567 MHz shall not exceed 15,848 microvolts/meter at 30 meters.

(b) Within the bands 13.410-13.553 MHz and 13.567-13.710 MHz, the field strength of any emissions shall not exceed 334 microvolts/meter at 30 meters.

(c) Within the bands 13.110-13.410 MHz and 13.710-14.010 MHz the field strength of any emissions shall not exceed 106 microvolts/meter at 30 meters.

(d) The field strength of any emissions appearing outside of the 13.110-14.010 MHz band shall not exceed the general radiated emission limits in §15.209.

The results shown in this test report refer only to the sample(s) tested unless otherwise stated and the sample(s) are retained for 30 days only. The document is issued by HUAK, this document cannot be reproduced except in full with our prior written permission. The more details and the authenticity of the report will be confirmed at http://www.cer-mark.com.

HUAK Testing Lab TEL : +86-755 2302 9901 FAX : +86-755 2302 9901 E-mail : service@cer-mark.com
Add: 1/F., Building B2, Junfeng Zhongcheng Zhizao Innovation Park, Heping Community, Fuhai Street, Bao'an District, Shenzhen, Guangdong, China

4.3.3. Frequencies in restricted band are complied to limit on Paragraph 15.209

Frequency Range (MHz)	Distance (m)	Field strength (dB μV/m)	Field strength (microvolts/meter)
0.009-0.490	300	20log 2400/F (kHz)	2400/F (kHz)
0.490-1.705	30	20log 24000/F (kHz)	24000/F (kHz)
1.705-30	30	20log 30	30
30-88	3	40.0	100**
88-216	3	43.5	150**
216-960	3	46.0	200**
Above 960	3	54.0	500

NOTE:
**Except as provided in paragraph (g), fundamental emissions from intentional radiators operating under this section shall not be located in the frequency bands 54-72 MHz, 76-88 MHz, 174-216 MHz or 470-806 MHz. However, operation within these frequency bands is permlted under other sections of this part, e.g., S 15.231 and 15.241.

4.3.4. Test Instruments

Radiated Emission Test Site (966)				
Name of Equipment	**Manufacturer**	**Model**	**Serial Number**	**Calibration Due**
ESPI Test Receiver	ROHDE&SCHWARZ	ESVD	100008	Dec. 25, 2020
Spectrum Analyzer	ROHDE&SCHWARZ	FSEM	848597/001	Dec. 25, 2020
Pre-amplifier	EM Electronics Corporation CO.,LTD	EM30265	07032613	Dec. 25, 2020
Pre-amplifier	HP	8447D	2727A05017	Dec. 25, 2020
Loop antenna	ZHINAN	ZN30900A	12024	Dec. 25, 2020
Broadband Antenna	Schwarzbeck	VULB9163	340	Dec. 25, 2020
Horn Antenna	Schwarzbeck	BBHA 9120D	631	Dec. 25, 2020
Coax cable	HUAK	N/A	N/A	Dec. 25, 2020
Coax cable	HUAK	N/A	N/A	Dec. 25, 2020
Coax cable	HUAK	N/A	N/A	Dec. 25, 2020
Coax cable	HUAK	N/A	N/A	Dec. 25, 2020
EMI Test Software	Shurple Technology	EZ-EMC	N/A	N/A

Note: *The calibration interval of the above test instruments is 12 months and the calibrations are traceable to international system unit (SI).*

The results shown in this test report refer only to the sample(s) tested unless otherwise stated and the sample(s) are retained for 30 days only. The document is issued by HUAK, this document cannot be reproduced except in full with our prior written permission. The more details and the authenticity of the report will be confirmed at http://www.cer-mark.com.

HUAK Testing Lab TEL : +86-755 2302 9901 FAX : +86-755 2302 9901 E-mail : service@cer-mark.com
Add: 1/F., Building B2, Junfeng Zhongcheng Zhizao Innovation Park, Heping Community, Fuhai Street, Bao'an District, Shenzhen, Guangdong, China

4.3.5. Test Data

PASS

Note: this EUT was tested for all models and the worst case model (DC48V) data was reported.

Field Strength of Fundamental

Frequency (MHz)	Reading (dBuV/m)	Correction Factor(dB/m)	Result (dBuV/m)	Limit (dBuV/m)	Margin (dB)	Polar (H/V)	Detector
13.21	45.69	15.82	61.51	80.51	-19.00	H	QP
13.21	45.92	15.82	61.74	80.51	-18.77	V	QP
13.85	48.54	15.82	64.36	80.51	-16.15	H	QP
13.85	47.05	15.82	62.87	80.51	-17.65	V	QP
13.56	84.08	12.33	96.41	124	-27.59	H	Peak
13.56	83.92	12.33	96.25	124	-27.75	V	Peak
13.45	52.93	15.82	68.75	90.47	-21.72	H	QP
13.45	49.87	15.82	65.69	90.47	-24.78	V	QP
13.62	49.28	15.82	65.10	90.47	-25.37	H	QP
13.62	46.65	15.82	62.47	90.47	-28.00	V	QP

Remark: Margin = Result - Limit
Result = Reading +Correction Factor
Correction Factor = Antenna Factor + Cable Factor

Harmonics and Spurious Emissions

Frequency Range (9 kHz-30MHz)

Frequency (MHz)	Level@3m (dBμV/m)	Limit@3m (dBμV/m)
--	--	--
--	--	--
--	--	--
--	--	--

Note: *1. Emission Level=Reading+ Cable loss+ Antenna factor-Amp factor*

2. The emission levels are 20 dB below the limit value, which are not reported. It is deemed to comply with the requirement

The results shown in this test report refer only to the sample(s) tested unless otherwise stated and the sample(s) are retained for 30 days only. The document is issued by HUAK, this document cannot be reproduced except in full with our prior written permission. The more details and the authenticity of the report will be confirmed at http://www.cer-mark.com.

HUAK Testing Lab TEL : +86-755 2302 9901 FAX : +86-755 2302 9901 E-mail : service@cer-mark.com
Add: 1/F., Building B2, Junfeng Zhongcheng Zhizao Innovation Park, Heping Community, Fuhai Street, Bao'an District, Shenzhen, Guangdong, China

About 30MHz-1GHz

Note: this EUT was tested in 3 orthogonal positions and the worst case position data was reported.
Remark:
Margin = Limit – Level
Level=Test receiver reading + correction factor
Factor = Cable lose + Antenna factor - Pre-amplifier

Horizontal

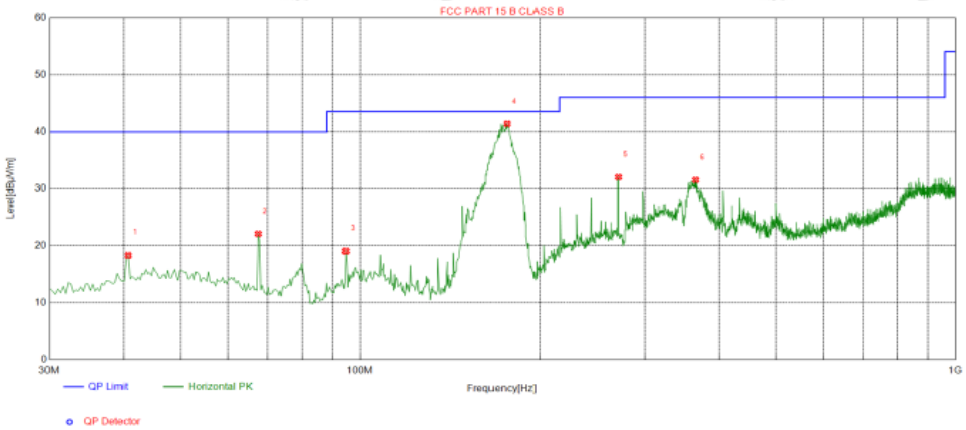

Suspected List

Suspected List									
NO.	Freq. [MHz]	Factor [dB]	Reading [dBμV/m]	Level [dBμV/m]	Limit [dBμV/m]	Margin [dB]	Height [cm]	Angle [°]	Polarity
1	40.6736	-14.42	32.74	18.32	40.00	21.68	100	194	Horizontal
2	67.5192	-17.05	39.10	22.05	40.00	17.95	100	274	Horizontal
3	94.6882	-16.29	35.34	19.05	43.50	24.45	100	280	Horizontal
4	176.8423	-17.00	58.35	41.35	43.50	2.15	100	244	Horizontal
5	271.2871	-13.61	45.65	32.04	46.00	13.96	100	122	Horizontal
6	365.7319	-11.15	42.69	31.54	46.00	14.46	100	283	Horizontal

The results shown in this test report refer only to the sample(s) tested unless otherwise stated and the sample(s) are retained for 30 days only. The document is issued by HUAK, this document cannot be reproduced except in full with our prior written permission. The more details and the authenticity of the report will be confirmed at http://www.cer-mark.com.

HUAK Testing Lab TEL : +86-755 2302 9901 FAX : +86-755 2302 9901 E-mail : service@cer-mark.com
Add: 1/F., Building B2, Junfeng Zhongcheng Zhizao Innovation Park, Heping Community, Fuhai Street, Bao'an District, Shenzhen, Guangdong, China

Vertical

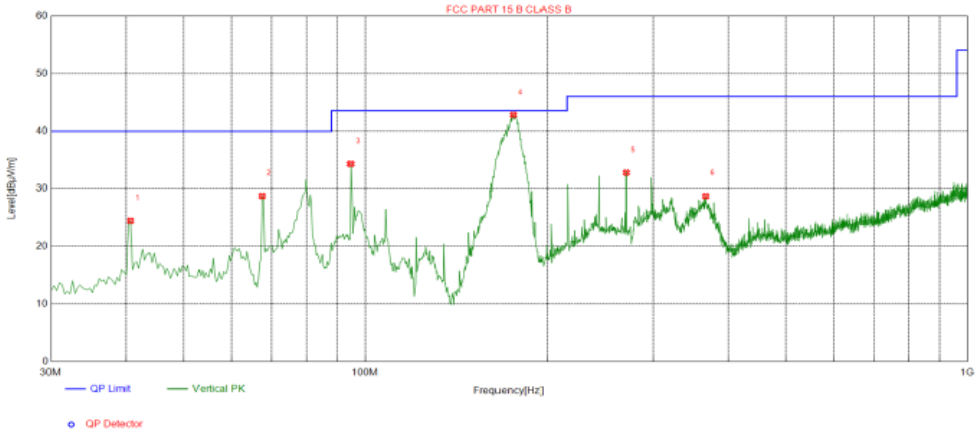

Suspected List

Suspected List									
NO.	Freq. [MHz]	Factor [dB]	Reading [dBμV/m]	Level [dBμV/m]	Limit [dBμV/m]	Margin [dB]	Height [cm]	Angle [°]	Polarity
1	40.6736	-14.42	38.85	24.43	40.00	15.57	100	309	Vertical
2	67.5192	-17.05	45.81	28.76	40.00	11.24	100	137	Vertical
3	94.6882	-16.29	50.60	34.31	43.50	9.19	100	359	Vertical
4	176.5188	-17.01	59.79	42.78	43.50	0.72	100	218	Vertical
5	270.9637	-13.62	46.40	32.78	46.00	13.22	100	182	Vertical
6	367.3491	-11.09	39.82	28.73	46.00	17.27	100	264	Vertical

The results shown in this test report refer only to the sample(s) tested unless otherwise stated and the sample(s) are retained for 30 days only. The document is issued by HUAK, this document cannot be reproduced except in full with our prior written permission. The more details and the authenticity of the report will be confirmed at http://www.cer-mark.com.

HUAK Testing Lab TEL : +86-755 2302 9901 FAX : +86-755 2302 9901 E-mail : service@cer-mark.com

Add: 1/F., Building B2, Junfeng Zhongcheng Zhizao Innovation Park, Heping Community, Fuhai Street, Bao'an District, Shenzhen, Guangdong, China

4.4. Occupied Bandwidth

4.4.1. Test Specification

Test Requirement:	FCC Part15 C Section 15.215(c)
Test Method:	ANSI C63.10: 2013
Limit:	N/A
	1. According to the follow Test-setup, keep the relative position between the artificial antenna and the EUT. 2. Set to the maximum power setting and enable the EUT transmit continuously. 3. Use the following spectrum analyzer settings for 20dB Bandwidth measurement. Span = approximately 2 to 3 times the 20 dB bandwidth, centered on a hopping channel; RBW≥ 1% of the 20 dB bandwidth; VBW≥RBW; Sweep = auto; Detector function = peak; Trace = max hold. 4. Measure and record the results in the test report.
Test setup:	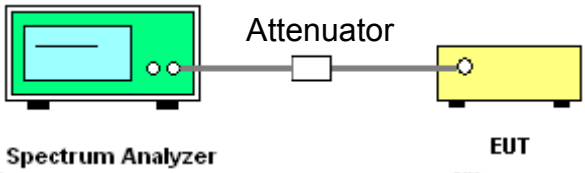
Test Mode:	Transmitting Mode
Test results:	PASS

4.4.2. Test Instruments

RF Test Room				
Equipment	**Manufacturer**	**Model**	**Serial Number**	**Calibration Due**
Spectrum Analyzer	Agilent	N9020A	MY49100060	Dec. 25, 2020

Note: *The calibration interval of the above test instruments is 12 months and the calibrations are traceable to international system unit (SI).*

The results shown in this test report refer only to the sample(s) tested unless otherwise stated and the sample(s) are retained for 30 days only. The document is issued by HUAK, this document cannot be reproduced except in full with our prior written permission. The more details and the authenticity of the report will be confirmed at http://www.cer-mark.com.

HUAK Testing Lab TEL : +86-755 2302 9901 FAX : +86-755 2302 9901 E-mail : service@cer-mark.com
Add: 1/F., Building B2, Junfeng Zhongcheng Zhizao Innovation Park, Heping Community, Fuhai Street, Bao'an District, Shenzhen, Guangdong, China

4.4.3. Test data

Test Channel (MHz)	20dB Occupy Bandwidth (kHz)	Limit (kHz)	Conclusion
13.56	2.701	N/A	PASS

Test plots as follows:

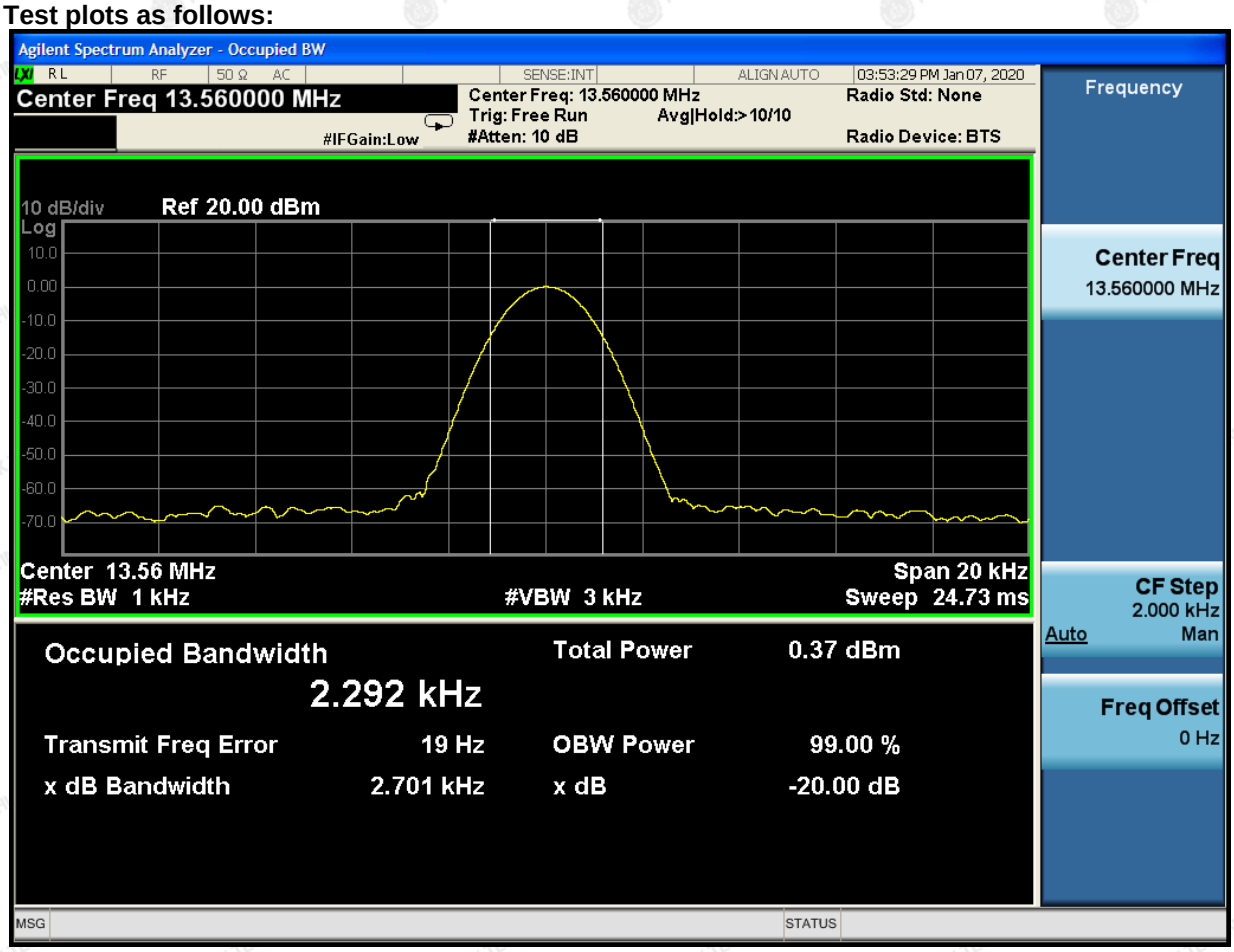

The results shown in this test report refer only to the sample(s) tested unless otherwise stated and the sample(s) are retained for 30 days only. The document is issued by HUAK, this document cannot be reproduced except in full with our prior written permission. The more details and the authenticity of the report will be confirmed at http://www.cer-mark.com.

HUAK Testing Lab TEL : +86-755 2302 9901 FAX : +86-755 2302 9901 E-mail : service@cer-mark.com

Add: 1/F., Building B2, Junfeng Zhongcheng Zhizao Innovation Park, Heping Community, Fuhai Street, Bao'an District, Shenzhen, Guangdong, China

4.5. Frequency stability

4.5.1. Test Specification

Test Requirement:	FCC Part15 C Section 15.225
Test Method:	ANSI C63.10: 2013
Limit:	+/-0.01%
	1. The equipment under test was connected to an external DC power supply and input rated voltage. 2. RF output was connected to a spectrum analyzer. 3. The EUT was placed inside the temperature chamber. 4. Set the spectrum analyzer RBW low enough to obtain the desired frequency resolution and measure EUT 25℃ operating frequency as reference frequency. 5. Turn EUT off and set the chamber temperature to －20℃. After the temperature stabilized for approximately 30 minutes recorded the frequency. 6. Repeat step measure with 10℃ increased per stage until the highest temperature of +50℃ reached.
Test setup:	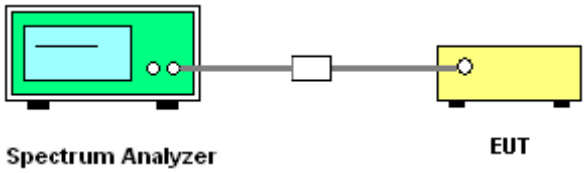
Test Mode:	Transmitting Mode
Test results:	PASS

The results shown in this test report refer only to the sample(s) tested unless otherwise stated and the sample(s) are retained for 30 days only. The document is issued by HUAK, this document cannot be reproduced except in full with our prior written permission. The more details and the authenticity of the report will be confirmed at http://www.cer-mark.com.

HUAK Testing Lab TEL : +86-755 2302 9901 FAX : +86-755 2302 9901 E-mail : service@cer-mark.com
Add: 1/F., Building B2, Junfeng Zhongcheng Zhizao Innovation Park, Heping Community, Fuhai Street, Bao'an District, Shenzhen, Guangdong, China

4.5.2. Test Data

PASS

Note: this EUT was tested for all models and the worst case model (DC48V) data was reported.

Voltage (Vdc)	Temperature (℃)	Frequency (MHz)	Deviation (%)	Limit (%)
48	-20	13.560382	0.00282%	+/-0.01%
48	-10	13.560187	0.00138%	
48	0	13.560177	0.00131%	
48	10	13.560358	0.00264%	
48	20	13.560220	0.00162%	
48	30	13.560372	0.00274%	
48	40	13.559913	-0.00064%	
48	50	13.560303	0.00223%	
40.8	-20	13.560153	0.00113%	
40.8	-10	13.560444	0.00327%	
40.8	0	13.560368	0.00271%	
40.8	10	13.560331	0.00244%	
40.8	20	13.559977	-0.00017%	
40.8	30	13.560485	0.00358%	
40.8	40	13.560360	0.00265%	
40.8	50	13.560351	0.00259%	
55.2	-20	13.560073	0.00054%	
55.2	-10	13.560264	0.00195%	
55.2	0	13.560214	0.00158%	
55.2	10	13.560335	0.00247%	
55.2	20	13.560230	0.00170%	
55.2	30	13.560524	0.00386%	
55.2	40	13.560364	0.00268%	
55.2	50	13.560224	0.00165%	

The results shown in this test report refer only to the sample(s) tested unless otherwise stated and the sample(s) are retained for 30 days only. The document is issued by HUAK, this document cannot be reproduced except in full with our prior written permission. The more details and the authenticity of the report will be confirmed at http://www.cer-mark.com.

HUAK Testing Lab TEL : +86-755 2302 9901 FAX : +86-755 2302 9901 E-mail : service@cer-mark.com

Add: 1/F., Building B2, Junfeng Zhongcheng Zhizao Innovation Park, Heping Community, Fuhai Street, Bao'an District, Shenzhen, Guangdong, China

Appendix A: Photographs of Test Setup

Radiated Emission





The results shown in this test report refer only to the sample(s) tested unless otherwise stated and the sample(s) are retained for 30 days only. The document is issued by HUAK, this document cannot be reproduced except in full with our prior written permission. The more details and the authenticity of the report will be confirmed at http://www.cer-mark.com.

HUAK Testing Lab TEL : +86-755 2302 9901 FAX : +86-755 2302 9901 E-mail : service@cer-mark.com
Add: 1/F., Building B2, Junfeng Zhongcheng Zhizao Innovation Park, Heping Community, Fuhai Street, Bao'an District, Shenzhen, Guangdong, China

Appendix B: PHOTOS OF THE EUT

Reference to the reporter : ANNEX A of external photos and ANNEX B of internal photos

********END OF REPORT********

The results shown in this test report refer only to the sample(s) tested unless otherwise stated and the sample(s) are retained for 30 days only. The document is issued by HUAK, this document cannot be reproduced except in full with our prior written permission. The more details and the authenticity of the report will be confirmed at http://www.cer-mark.com.

HUAK Testing Lab TEL : +86-755 2302 9901 FAX : +86-755 2302 9901 E-mail : service@cer-mark.com

Add: 1/F., Building B2, Junfeng Zhongcheng Zhizao Innovation Park, Heping Community, Fuhai Street, Bao'an District, Shenzhen, Guangdong, China