FCC TEST REPORT
FCC ID: 2ATGV-UNR030Z

Report Number ..... :	ZKT-22003041364-02
Date of Test	Feb. 25, 2022 – Mar. 14, 2022
Date of issue ..... :	Mar. 14, 2022
Total number of pages ..... :	135
Test Result ..... :	PASS
Testing Laboratory ..... :	**Shenzhen ZKT Technology Co., Ltd.**
Address ..... :	1/F, No. 101, Building B, No. 6, Tangwei Community Industrial Avenue, Fuhai Street, Bao'an District, Shenzhen, China
Applicant's name ..... :	UNIONMAN TECHNOLOGY CO., LTD
Address ..... :	No.5 Huitai Road, Huinan High-Tech Industrial Park, Huizhou City, Guangdong, China.
Manufacturer's name ..... :	UNIONMAN TECHNOLOGY CO., LTD
Address ..... :	No.5 Huitai Road, Huinan High-Tech Industrial Park, Huizhou City, Guangdong, China.
Test specification:	
Standard ..... :	FCC CFR Title 47 Part 15 Subpart E Section 15.407 ANSI C63.10:2013 KDB 789033 D02 V01r02
Test procedure ..... :	/
Non-standard test method ..... :	N/A
Test Report Form No. ..... :	TRF-EL-110_V0
Test Report Form(s) Originator .... :	ZKT Testing
Master TRF ..... :	Dated: 2020-01-06

This device described above has been tested by ZKT, and the test results show that the equipment under test (EUT) is in compliance with the FCC requirements. And it is applicable only to the tested sample identified in the report.
This report shall not be reproduced except in full, without the written approval of ZKT, this document may be altered or revised by ZKT, personal only, and shall be noted in the revision of the document.

Product name ..... :	AX1800 Dual Band Wi-Fi6 Router
Trademark ..... :	/
Model/Type reference ..... :	UNR030Z, UNR030Z-501, UNR030Z-502, UNR030Z-503, UNR030Z-504, UNR030Z-505, GHGWAX1800, UDS-R1, UDS-R2
Ratings ..... :	DC 12V from adapter

Testing procedure and testing location:

Testing Laboratory.....:	**Shenzhen ZKT Technology Co., Ltd.**
Address.....:	1/F, No. 101, Building B, No. 6, Tangwei Community Industrial Avenue, Fuhai Street, Bao'an District, Shenzhen, China
Tested by (name + signature).....:	Alen He
Reviewer (name + signature).....:	Joe Liu
Approved (name + signature).....:	Lake Xie

Table of Contents

Page

1. VERSION 5
2. SUMMARY OF TEST RESULTS 6
   2.1 TEST FACILITY 7
   2.2 MEASUREMENT UNCERTAINTY 7
3. GENERAL INFORMATION 8
   3.1 GENERAL DESCRIPTION OF EUT 8
   3.2 DESCRIPTION OF TEST MODES 9
   3.3 BLOCK DIGRAM SHOWING THE CONFIGURATION OF SYSTEM TESTED 9
   3.4 DESCRIPTION OF SUPPORT UNITS(CONDUCTED MODE) 9
   3.5EQUIPMENTS LIST FOR ALL TEST ITEMS 11
4. EMC EMISSION TEST 12
   4.1 CONDUCTED EMISSION MEASUREMENT 12
      4.1.1 POWER LINE CONDUCTED EMISSION LIMITS 12
      4.1.2 TEST PROCEDURE 12
      4.1.3 DEVIATION FROM TEST STANDARD 12
      4.1.4 TEST SETUP 13
      4.1.5 EUT OPERATING CONDITIONS 13
      4.1.6 TEST RESULT 14
   4.2 RADIATED EMISSION MEASUREMENT 16
      4.2.1 RADIATED EMISSION LIMITS 16
      4.2.2 TEST PROCEDURE 17
      4.2.3 DEVIATION FROM TEST STANDARD 17
      4.2.4 TEST SETUP 17
      4.2.5 EUT OPERATING CONDITIONS 18
      4.2.6 TEST RESULTS 19
5.POWER SPECTRAL DENSITY TEST 74
   5.1 APPLIED PROCEDURES / LIMIT 74
   5.2 TEST PROCEDURE 74
   5.3 DEVIATION FROM STANDARD 74
   5.4 TEST SETUP 74
   5.5 EUT OPERATION CONDITIONS 75
   5.6 TEST RESULT 75
6. -26 DB & 6DBM EMISSION BANDWIDTH 92
   6.1 APPLIED PROCEDURES / LIMIT 92
   6.2 TEST PROCEDURE 92
   6.3 DEVIATION FROM STANDARD 92
   6.4 TEST SETUP 92
   6.5 EUT OPERATION CONDITIONS 92

6.6 TEST RESULT 92
7. OUTPUT POWER TEST 108
7.1 APPLIED PROCEDURES/LIMIT 108
7.2 DEVIATION FROM STANDARD 108
7.3 TEST SETUP 108
7.4 EUT OPERATION CONDITIONS 108
7.5 TEST RESULT 109
8. OUT OF BAND EDGE EMISSION 111
8.1 TEST PROCEDURE 111
8.2 DEVIATION FROM STANDARD 111
8.3 TEST SETUP 111
8.4 EUT OPERATION CONDITIONS 111
8.5 TEST RESULTS 111
9. FREQUENCY STABILITY MEASUREMENT 124
9.4 TEST RESULT 124
10.ANTENNA REQUIREMENT 134
10. TEST SETUP PHOTO 135
11. EUT CONSTRUCTIONAL DETAILS 135

1. VERSION

Report No.	Version	Description	Approved
ZKT-220110L0221-02	Rev.01	Initial issue of report	Mar. 14, 2022

2. SUMMARY OF TEST RESULTS

Test procedures according to the technical standards:

FCC Part15 (15.247) , Subpart C			
Standard Section	Test Item	Result	Remark
15.203/15.247 (c)	Antenna requirement	PASS	
15.207	AC Power Line Conducted Emission	PASS	
15.407 (a) (b)	Spurious Radiated Emissions and Band Edge	PASS	
15.407 (e) /15.403(i)	6 dB bandwidth, 26dB Emission Bandwidth& 99% Occupied Bandwidth	PASS	
15.407 (a)	Power Spectral Density	PASS	
15.407 (a)(1)(2)(3)	Maximum conducted output power	PASS	
15.407 (g)	Frequency Stability	PASS	

NOTE:

(1)" N/A" denotes test is not applicable in this Test Report

2.1 TEST FACILITY

Shenzhen ZKT Technology Co., Ltd.
Add. : 1/F, No. 101, Building B, No. 6, Tangwei Community Industrial Avenue, Fuhai Street, Bao'an District, Shenzhen, China

FCC Test Firm Registration Number: 692225
Designation Number: CN1299
IC Registered No.: 27033

2.2 MEASUREMENT UNCERTAINTY

The reported uncertainty of measurement y ± U · where expended uncertainty U is based on a standard uncertainty multiplied by a coverage factor of k=2 · providing a level of confidence of approximately 95 %。

No.	tem	ncertainty
1	3m camber Radiated spurious emission(30MHz-1GHz)	U=4.3dB
2	3m chamber Radiated spurious emission(1GHz-18GHz)	U=4.5dB
3	3m chamber Radiated spurious emission(18GHz-40GHz)	U=3.34dB
4	Conducted Adjacent channel power	U=1.38dB
5	Conducted output power uncertainty Above 1G	U=1.576dB
6	Conducted output power uncertainty below 1G	U=1.28dB
7	humidity uncertainty	U=5.3%
8	Temperature uncertainty	U=0.59℃
9	Radiated disturbance(30MHz-1000MHz)	U=4.8dB
10	Radiated disturbance(1GHz-6GHz)	U=4.9dB
11	Radiated disturbance(1GHz-18GHz)	U=5.0dB

3. GENERAL INFORMATION

3.1 GENERAL DESCRIPTION OF EUT

Product Name:	AX1800 Dual Band Wi-Fi6 Router		
Model No.:	UNR030Z		
Serial No.:	UNR030Z-501, UNR030Z-502, UNR030Z-503, UNR030Z-504, UNR030Z-505, GHGWAX1800, UDS-R1, UDS-R2		
Hardware Version:	RTZX29V0.C3		
Software Version:	/		
Sample(s) Status:	Engineer sample		
	IEEE802.11 WLAN mode supported	802.11a/n/ac/ax(20MHz channel bandwidth) 802.11n/ ac/ax (40MHz channel bandwidth) 802.11 ac /ax(80MHz channel bandwidth)	
	Date rate	802.11ax:MCS0-MCS11 802.11ac:MCS0-MCS9 802.11n: MCS0-MCS7	
	Modulation	OFDM	
	Band 1	Frequency Range	802.11a/n/ac/ax(20MHz) : 5180-5240MHz 802.11n/ac/ax (40MHz) : 5190-5230MHz 802.11 ac/ax (80MHz) : 5210MHz
		Channels	802.11 a/n/ac/ax (20MHz): 4 802.11 ac /n (40MHz): 2 802.11 ac/ax(80MHz): 1
	BAND 4	Frequency Range	802.11 a/n/ac/ax(20MHz) : 5745-5825 MHz 802.11 n/ac/ax (40MHz): 5755-5795 MHz 802.11 ac/ax (80MHz): 5775 MHz
		Channels	802.11 a/n/ac/ax(20MHz) : 5 802.11 n/ac/ax (40MHz): 2 802.11 ac/ax (80MHz): 1
Antenna Type:	Internal antenna		
Antenna gain:	WIFI ANT1: 2dBi; WIFI ANT2: 2dBi ; MIMO:5.01dBi		
Power supply:	AC 120V 50/60Hz		

Band 1		Band 4	
CH.	Frequency (MHz)	CH.	Frequency (MHz)
36	5180	149	5745
40	5200	…	…
44	5220	157	5785
48	5240	…	…
		165	5825

802.11a/n/ac/ax (20MHz) Frequency / Channel Operations

Band 1		Band 4	
CH.	Frequency (MHz)	CH.	Frequency (MHz)

38	5190	151	5755
46	5230	159	5795

802.11n /ac/ ax(40MHz BW) Frequency / Channel Operations

Band 1		Band 4	
CH.	Frequency (MHz)	CH.	Frequency (MHz)
42	5210	155	5775

802.11ac/ax (80MHz BW) Frequency / Channel Operations

3.2 DESCRIPTION OF TEST MODES

Worst Case Configuration: transmitting both 2.4GHz mode and 5GHz mode

Description	5 GHz Emission
Antenna	MIMO
Channel	38
Operating Frequency (MHz)	802.11N
Data Rate (Mbps)	OFDM/13.5Mbps
Mode	Band I –N-5180MHz

3.3 BLOCK DIGRAM SHOWING THE CONFIGURATION OF SYSTEM TESTED

Conducted Emission

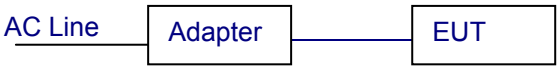

Radiated Emission

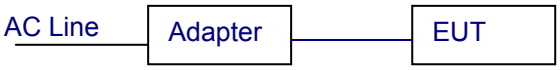

Conducted Spurious

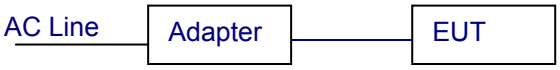

3.4 DESCRIPTION OF SUPPORT UNITS(CONDUCTED MODE)

The EUT has been tested as an independent unit together with other necessary accessories or support units. The following support units or accessories were used to form a representative test configuration during the tests.

Item	Equipment	Mfr/Brand	Model/Type No.	Series No.	Note
1	PC	HP	HP40		Provide by lab

Item	Shielded Type	Ferrite Core	Length	Note

Note:

(1) The support equipment was authorized by Declaration of Confirmation.

(2) For detachable type I/O cable should be specified the length in cm in『Length』column.

3.5EQUIPMENTS LIST FOR ALL TEST ITEMS

Radiation Test equipment

Item	Equipment	Manufacturer	Type No.	Serial No.	Last calibration	Calibrated until
1	Spectrum Analyzer (9kHz-26.5GHz)	KEYSIGHT	9020A	MY45109572	Sep. 21, 2021	Sep. 20, 2022
2	Spectrum Analyzer (1GHz-40GHz)	Agilent	E4446A	100363	Sep. 21, 2021	Sep. 20, 2022
3	Test Receiver (9kHz-7GHz)	R&S	ESCI7	101169	Sep. 21, 2021	Sep. 20, 2022
4	Bilog Antenna (30MHz-1400MHz)	Schwarzbeck	VULB9168	00877	Sep. 21, 2021	Sep. 20, 2022
5	Horn Antenna (1GHz-18GHz)	SCHWARZBEC K	BBHA9120D	1541	Sep. 21, 2021	Sep. 20, 2022
6	Horn Antenna (18GHz-40GHz)	A.H. System	SAS-574	588	Sep. 21, 2021	Sep. 20, 2022
7	Amplifier (30-1000MHz)	EM Electronics	EM330 Amplifier	N/A	Sep. 21, 2021	Sep. 20, 2022
8	Amplifier (1GHz-40GHz)	QUANJUDA	DLE-161	097	Sep. 21, 2021	Sep. 20, 2022
9	Loop Antenna (9KHz-30MHz)	SCHWARZBEC K	FMZB1519B	014	Sep. 21, 2021	Sep. 20, 2022
10	RF cables1 (9kHz-30MHz)	N/A	9kHz-30MHz	N/A	Sep. 21, 2021	Sep. 20, 2022
11	RF cables2 (30MHz-1GHz)	N/A	30MHz-1GHz	N/A	Sep. 21, 2021	Sep. 20, 2022
12	RF cables3 (1GHz-40GHz)	N/A	1GHz-40GHz	N/A	Sep. 21, 2021	Sep. 20, 2022
13	CMW500 Test	R&S	CMW500	106504	Sep. 21, 2021	Sep. 20, 2022
14	ESG Signal Generator	Agilent	E4421B	GB40051203	Sep. 21, 2021	Sep. 20, 2022
15	Signal Generator	Agilent	N5182A	MY47420215	Sep. 21, 2021	Sep. 20, 2022
16	D.C. Power Supply	LongWei	TPR-6405D	\	\	\
17	Software	Frad	EZ-EMC	FA-03A2 RE	\	\

Conduction Test equipment

Item	Kind of Equipment	Manufacturer	Type No.	Serial No.	Last calibration	Calibrated until
1	LISN	R&S	ENV216	101471	Sep. 21, 2021	Sep. 20, 2022
2	LISN	CYBERTEK	EM5040A	E185040014 9	Sep. 21, 2021	Sep. 20, 2022
3	Test Cable	N/A	C01	N/A	Sep. 21, 2021	Sep. 20, 2022
4	Test Cable	N/A	C02	N/A	Sep. 21, 2021	Sep. 20, 2022
5	EMI Test Receiver	R&S	ESRP3	101946	Sep. 21, 2021	Sep. 20, 2022
6	Absorbing Clamp	DZ	ZN23201	N/A	Sep. 21, 2021	Sep. 20, 2022

4. EMC EMISSION TEST

4.1 CONDUCTED EMISSION MEASUREMENT

Test Requirement:	FCC Part15 C Section 15.207
Test Method:	ANSI C63.10:2013
Test Frequency Range:	150KHz to 30MHz
Receiver setup:	RBW=9KHz, VBW=30KHz, Sweep time=auto

4.1.1 POWER LINE CONDUCTED EMISSION LIMITS

FREQUENCY (MHz)	Limit (dBuV)		Standard
	Quasi-peak	Average	
0.15 -0.5	66 - 56 *	56 - 46 *	FCC
0.50 -5.0	56.00	46.00	FCC
5.0 -30.0	60.00	50.00	FCC

Note:
(1) *Decreases with the logarithm of the frequency.

4.1.2 TEST PROCEDURE

1. The equipment was set up as per the test configuration to simulate typical actual usage per the user's manual. The EUT is a tabletop system; a wooden table with a height of 0.8 meters is used and is placed on the ground plane as per ANSI C63.10:2013.
2. Support equipment, if needed, was placed as per ANSI C63.10:2013
3. All I/O cables were positioned to simulate typical actual usage as per ANSI C63.10:2013.
4. The adapter received AC120V/60Hz power through a Line Impedance Stabilization Network (LISN) which supplied power source and was grounded to the ground plane.
5. All support equipments received AC power from a second LISN, if any.
6. The EUT test program was started. Emissions were measured on each current carrying line of the EUT using a spectrum Analyzer / Receiver connected to the LISN powering the EUT. The LISN has two monitoring points: Line 1 (Hot Side) and Line 2 (Neutral Side). Two scans were taken: one with Line 1 connected to Analyzer / Receiver and Line 2 connected to a 50 ohm load; the second scan had Line 1 connected to a 50 ohm load and Line 2 connected to the Analyzer / Receiver.
7. Analyzer / Receiver scanned from 150 KHz to 30MHz for emissions in each of the test modes.e.
8 For the actual test configuration, please refer to the related Item –EUT Test Photos.

4.1.3 DEVIATION FROM TEST STANDARD

No deviation

4.1.4 TEST SETUP

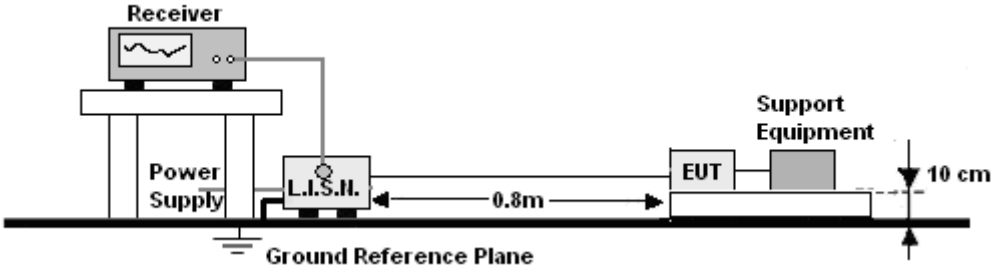

4.1.5 EUT OPERATING CONDITIONS

The EUT was configured for testing in a typical fashion (as a customer would normally use it). The EUT has been programmed to continuously transmit during test. This operating condition was tested and used to collect the included data.

We pretest AC 120V , the worst voltage was AC 120V and the data recording in the report.

4.1.6 TEST RESULT

Temperature :	26℃	Relative Humidity:	54%
Pressure :	101kPa	Phase :	L
Test Voltage :	AC 120V/60Hz		

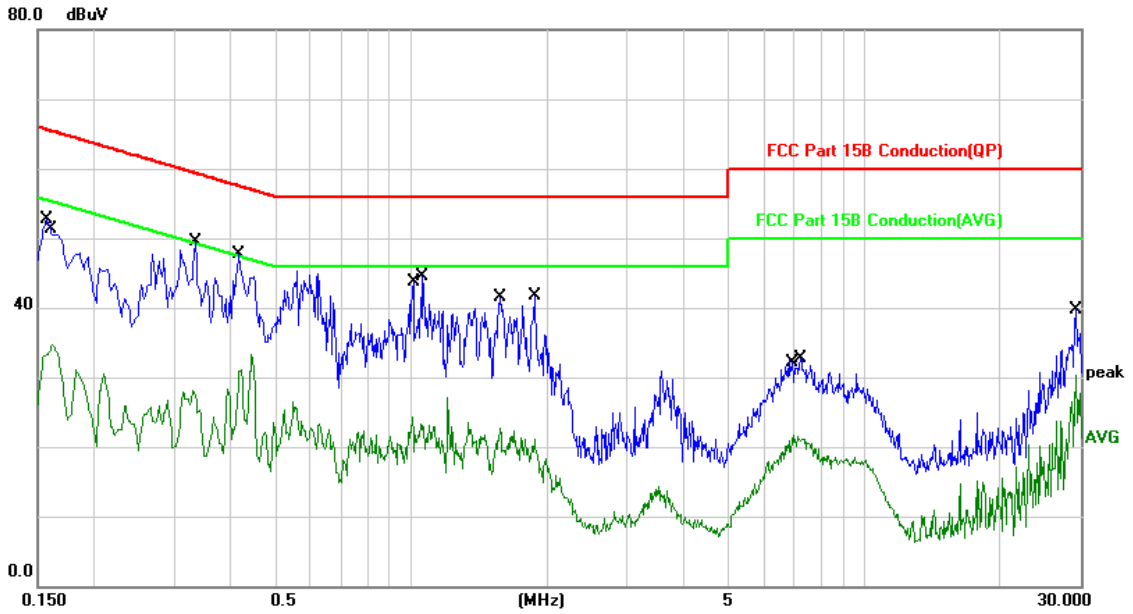

No.	Mk.	Freq.	Reading Level	Correct Factor	Measure-ment	Limit	Over		
		MHz	dBuV	dB	dBuV	dBuV	dB	Detector	Comment
1		0.1580	43.02	9.75	52.77	65.56	-12.79	QP	
2		0.1620	24.92	9.75	34.67	55.36	-20.69	AVG	
3	*	0.3339	39.64	9.86	49.50	59.35	-9.85	QP	
4		0.4220	21.25	9.87	31.12	47.41	-16.29	AVG	
5		1.0060	14.62	9.76	24.38	46.00	-21.62	AVG	
6		1.0620	34.82	9.75	44.57	56.00	-11.43	QP	
7		1.5740	12.92	9.68	22.60	46.00	-23.40	AVG	
8		1.8740	31.95	9.66	41.61	56.00	-14.39	QP	
9		6.9780	12.12	9.61	21.73	50.00	-28.27	AVG	
10		7.2340	23.05	9.61	32.66	60.00	-27.34	QP	
11		29.2340	30.30	9.50	39.80	60.00	-20.20	QP	
12		29.2340	20.84	9.50	30.34	50.00	-19.66	AVG	

Notes:
1.An initial pre-scan was performed on the line and neutral lines with peak detector.
2.Quasi-Peak and Average measurement were performed at the frequencies with maximized peak emission.
3.Mesurement Level = Reading level + Correct Factor

Temperature :	26℃	Relative Humidity:	54%
Pressure :	101kPa	Phase :	N
Test Voltage :	AC 120V/60Hz		

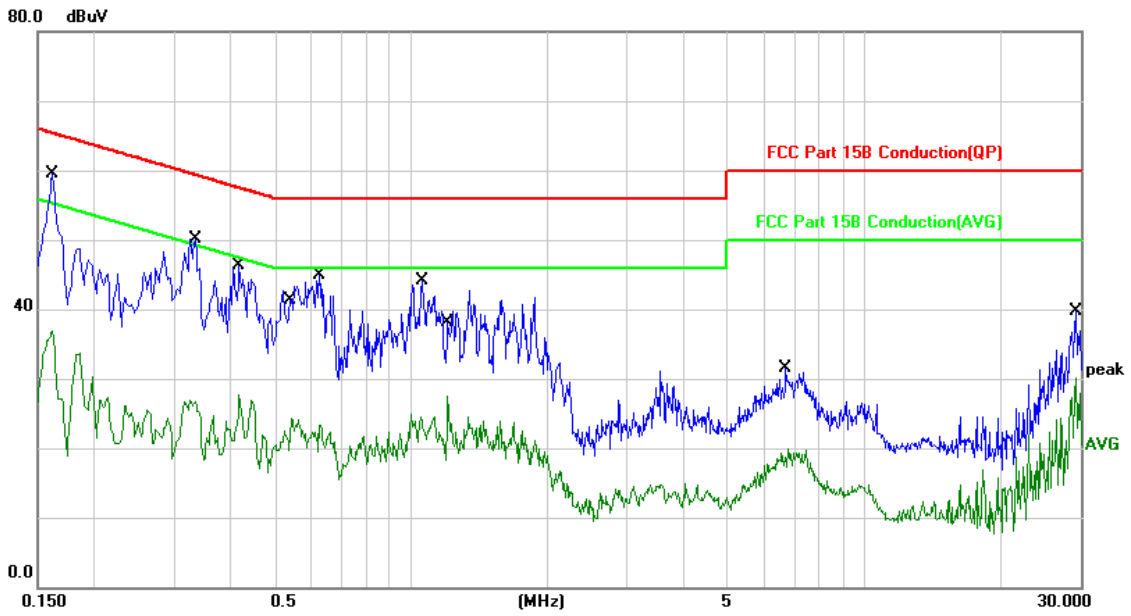

No.	Mk.	Freq.	Reading Level	Correct Factor	Measure-ment	Limit	Over		
		MHz	dBuV	dB	dBuV	dBuV	dB	Detector	Comment
1	*	0.1620	49.74	9.75	59.49	65.36	-5.87	QP	
2		0.1620	27.22	9.75	36.97	55.36	-18.39	AVG	
3		0.3339	40.24	9.86	50.10	59.35	-9.25	QP	
4		0.4180	17.80	9.87	27.67	47.49	-19.82	AVG	
5		0.5460	14.39	9.85	24.24	46.00	-21.76	AVG	
6		0.6300	35.02	9.83	44.85	56.00	-11.15	QP	
7		1.0580	34.32	9.75	44.07	56.00	-11.93	QP	
8		1.2059	17.86	9.73	27.59	46.00	-18.41	AVG	
9		6.7100	21.87	9.62	31.49	60.00	-28.51	QP	
10		6.8020	10.27	9.62	19.89	50.00	-30.11	AVG	
11		29.2340	30.12	9.50	39.62	60.00	-20.38	QP	
12		29.2340	20.61	9.50	30.11	50.00	-19.89	AVG	

Notes:
1.An initial pre-scan was performed on the line and neutral lines with peak detector.
2.Quasi-Peak and Average measurement were performed at the frequencies with maximized peak emission.
3.Mesurement Level = Reading level + Correct Factor

4.2 RADIATED EMISSION MEASUREMENT

4.2.1 RADIATED EMISSION LIMITS

1. Radiated emissions from9 kHz to25 GHz were measured according to the methods defines in ANSI C63.10-2013.The EUT was placed above the ground plane, 0.8 meter for frequency below 1GHzand1.5meterforfrequencyabove1GHz. The interface cable sand equipment positions were varied within limits of reasonable applications to determine the positions producing maximum radiated emissions.

2. For transmitters operating in the 5150-5250 MHz band: all emissions outside of the 5150-5350 MHz band shall not exceed an EIRP of –27dBm/MHz.

3. For transmitters operating in the 5250-5350 MHz band: all emissions outside of the 5150-5350 MHz band shall not exceed an EIRP of -27 dBm/MHz. Devices operating in the 5250-5350 MHz band that generate emissions in the 5150-5250 MHz band must meet all applicable technical requirements for operation in the 5150-5250 MHz band (including indoor use) or alternatively meet an out-of-band emission EIRP limit of -27 dBm/MHz in the 5150-5250 MHz band.

4. For transmitters operating in the 5470-5600 MHz and 5650-5725MHz band: all emissions outside of the 5470-5600 MHz and 5650-5725MHz band shall not exceed an EIRPof -27 dBm/MHz.

5. KDB789033v02r01G)2)c)Asspecifiedin15.407(b),emissionsabove1000MHzthatareout sideofthe restricted bands are subject to a peak emission limit of -27 dBm/MHz (or -17 dBm/MHz as specified in 15.407(b)(4)). However, an out-of-band emission that complies with both the average and peak limits of 15.209 is not required to satisfy the -27 dBm/MHz or -17 dBm/MHz peak emission limit.

According to§15.209(a),exceptasprovidedelsewhereinthisSubpart,theemissionsfroman intentionalradiatorshallnotexceedthefieldstrengthlevelsspecifiedinthefollowingtable:

Frequencies (MHz)	Field Strength (micorvolts/meter)	Measurement Distance (meters)
0.009~0.490	2400/F(KHz)	300
0.490~1.705	24000/F(KHz)	30
1.705~30.0	30	30
30~88	100	3
88~216	150	3
216~960	200	3
Above 960	500	3

LIMITS OF RADIATED EMISSION MEASUREMENT

FREQUENCY (MHz)	Limit (dBuV/m) (at 3M)	
	PEAK	AVERAGE
Above 1000	74	54

Notes:

(1) The limit for radiated test was performed according to FCC PART 15C.

(2) The tighter limit applies at the band edges.

(3) Emission level (dBuV/m)=20log Emission level (uV/m).

4.2.2 TEST PROCEDURE

Below 1GHz test procedure as below:

a. The EUT was placed on the top of a rotating table 0.1 meters above the ground at a 3 meter semi-anechoiccamber. The table was rotated 360 degrees to determine the position of the highest radiation.
b. The EUT was set 3 meters away from the interference-receiving antenna, which was mounted on the top of avariable-height antenna tower.
c. The antenna height is varied from one meter to four meters above the ground to determine the maximum valueof the field strength. Both horizontal and vertical polarizations of the antenna are set to make the measurement.
d. For each suspected emission, the EUT was arranged to its worst case and then the antenna was tuned toheights from 1 meter to 4 meters (for the test frequency of below 30MHz, the antenna was tuned to heights 1meter) and the rotatable table was turned from 0 degrees to 360 degrees to find the maximum reading.
e. The test-receiver system was set to Peak Detect Function and Specified Bandwidth with Maximum Hold Mode.
f. If the emission level of the EUT in peak mode was 10dB lower than the limit specified, then testing could bestopped and the peak values of the EUT would be reported. Otherwise the emissions that did not have 10dBmargin would be re-tested one by one using peak, quasi-peak or average method as specified and then reportedin a data sheet.

Above 1GHz test procedure as below:

g. Different between above is the test site, change from Semi- Anechoic Chamber to fully Anechoic Chamber andchange form table 0.8 metre to 1.5 metre(Above 18GHz the distance is 1 meter and table is 1.5 metre).
h. Test the EUT in the lowest channel ,the middle channel ,the Highest channel

Note:

Both horizontal and vertical antenna polarities were tested
and performed pretest to three orthogonal axis. The worst case emissions were reported

4.2.3 DEVIATION FROM TEST STANDARD

No deviation

4.2.4 TEST SETUP

（A）Radiated Emission Test-Up Frequency Below 30MHz

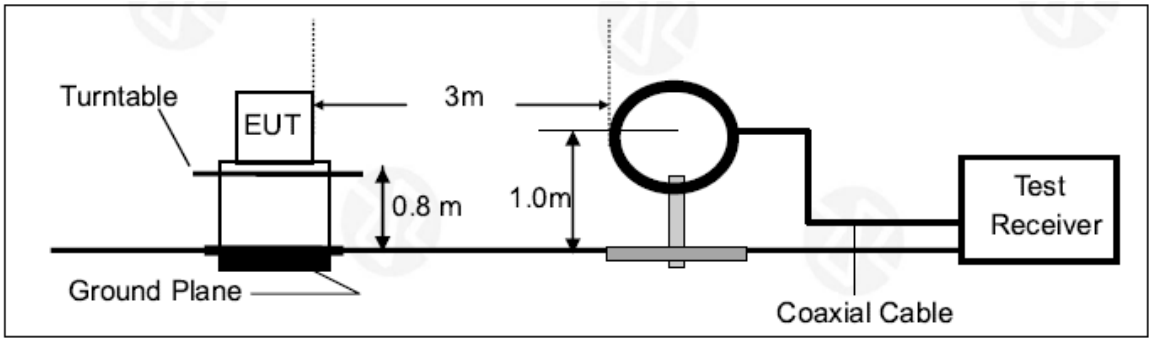

（B）Radiated Emission Test-Up Frequency 30MHz~1GHz

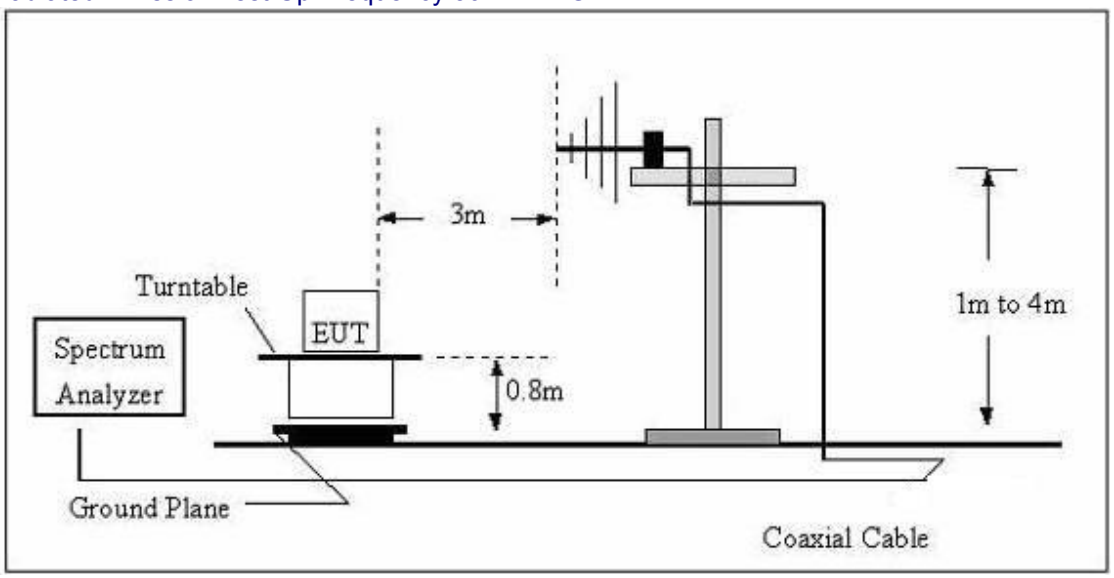

（C）Radiated Emission Test-Up Frequency Above 1GHz

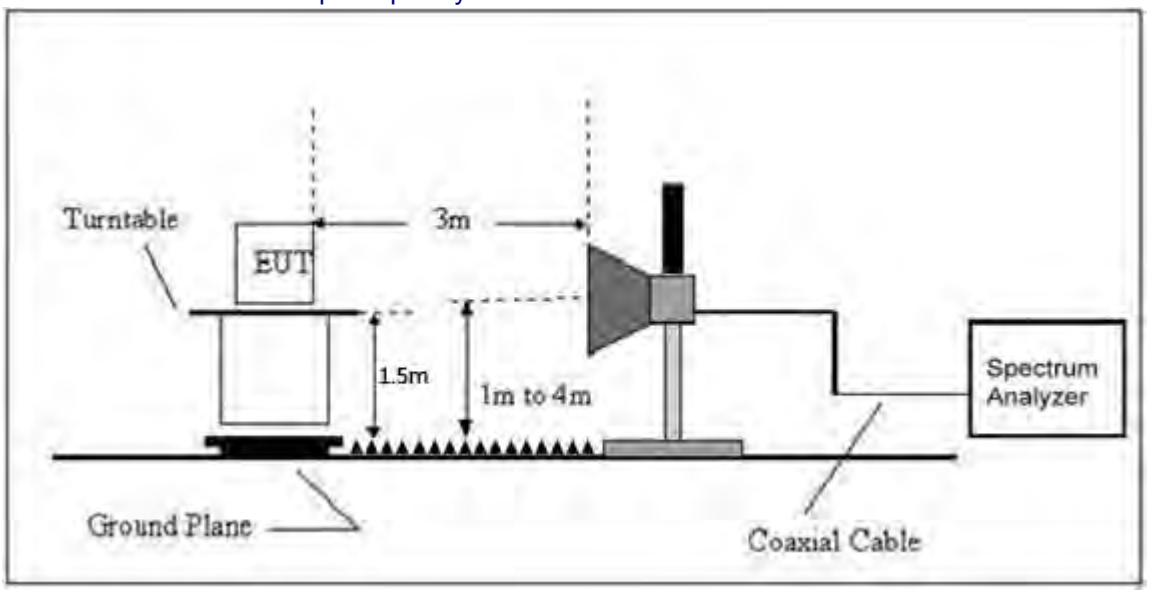

4.2.5 EUT OPERATING CONDITIONS

The EUT tested system was configured as the statements of 2.4 Unless otherwise a special operating condition is specified in the follows during the testing.

4.2.6 TEST RESULTS

Between 9KHz – 30MHz

The emission from 9 kHz to 30MHz was pre-tested and found the result was 20dB lower than the limit, and according to 15.31(o) & RSS-Gen 6.13, the test result no need to reported.

Between 30MHz – 1GHz

Temperature:	26℃	Relative Humidity:	54%
Pressure:	101 kPa	Polarization:	Horizontal
Test Voltage:	AC 120V/60Hz		

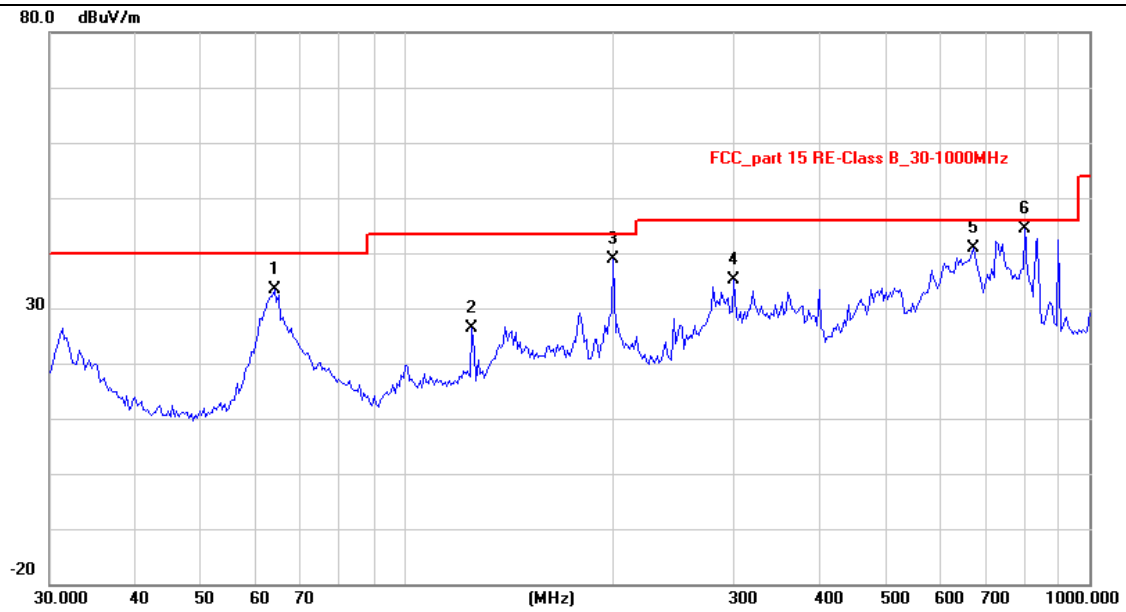

No.	Mk.	Freq.	Reading Level	Correct Factor	Measure-ment	Limit	Over		Antenna Height	Table Degree	
		MHz	dBuV	dB/m	dBuV/m	dBuV/m	dB	Detector	cm	degree	Comment
1		63.9828	51.01	-17.68	33.33	40.00	-6.67	QP	100	29	
2		124.5690	43.92	-17.59	26.33	43.50	-17.17	QP	100	180	
3		200.6881	58.16	-19.32	38.84	43.50	-4.66	QP	100	244	
4		301.4224	50.63	-15.53	35.10	46.00	-10.90	QP	100	316	
5		675.2080	47.54	-6.78	40.76	46.00	-5.24	QP	100	342	
6	*	804.6028	49.23	-4.57	44.66	46.00	-1.34	QP	100	360	

Temperature:	26℃	Relative Humidity:	54%
Pressure:	101kPa	Polarization:	Vertical
Test Voltage:	AC 120V/60Hz		

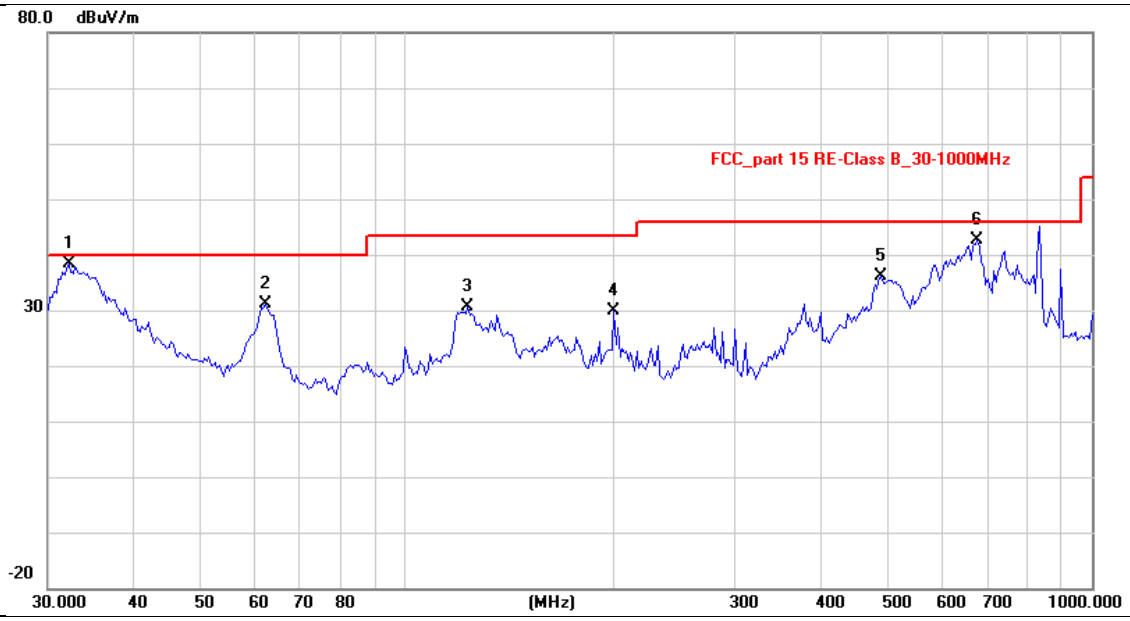

No.	Mk.	Freq.	Reading Level	Correct Factor	Measure-ment	Limit	Over		Antenna Height	Table Degree	
		MHz	dBuV	dB/m	dBuV/m	dBuV/m	dB	Detector	cm	degree	Comment
1	*	32.1795	55.60	-17.11	38.49	40.00	-1.51	QP	100	54	
2		62.2128	48.45	-17.39	31.06	40.00	-8.94	QP	100	163	
3		122.8340	48.37	-17.71	30.66	43.50	-12.84	QP	100	61	
4		200.6881	49.13	-19.32	29.81	43.50	-13.69	QP	100	285	
5		492.4685	46.97	-10.84	36.13	46.00	-9.87	QP	100	327	
6		679.9600	49.47	-6.72	42.75	46.00	-3.25	QP	100	360	

ANT1-802.11a

Polar (H/V)	Frequency (MHz)	Meter Reading (dBuV)	Pre-amplifier (dB)	Cable Loss (dB)	Antenna Factor (dB)	Emission Level (dBuV/m)	Limits (dBuV/m)	Margin (dB)	Detector Type
Low Channel:5180MHz									
V	10360	56.61	30.55	5.77	24.66	56.49	74.00	-17.51	PK
V	10360	40.01	30.55	5.77	24.66	39.89	54.00	-14.11	AV
V	15540	53.26	30.33	6.32	24.55	53.80	74.00	-20.20	PK
V	15540	41.60	30.33	6.32	24.55	42.14	54.00	-11.86	AV
V	20720	51.45	30.85	7.45	24.69	52.74	74.00	-21.26	PK
V	20720	39.46	30.85	7.45	24.69	40.75	54.00	-13.25	AV
H	10360	57.75	30.55	5.77	24.66	57.63	74.00	-16.37	PK
H	10360	39.86	30.55	5.77	24.66	39.74	54.00	-14.26	AV
H	15540	52.95	30.33	6.32	24.55	53.49	74.00	-20.51	PK
H	15540	40.23	30.33	6.32	24.55	40.77	54.00	-13.23	AV
H	20720	50.88	30.85	7.45	24.69	52.17	74.00	-21.83	PK
H	20720	39.42	30.85	7.45	24.69	40.71	54.00	-13.29	AV

Polar (H/V)	Frequency (MHz)	Meter Reading (dBuV)	Pre-amplifier (dB)	Cable Loss (dB)	Antenna Factor (dB)	Emission Level (dBuV/m)	Limits (dBuV/m)	Margin (dB)	Detector Type
Middle Channel:5200MHz									
V	10400	55.01	30.55	5.77	24.66	54.89	74.00	-19.11	PK
V	10400	39.67	30.55	5.77	24.66	39.55	54.00	-14.45	AV
V	15600	53.57	30.33	6.32	24.55	54.11	74.00	-19.89	PK
V	15600	39.67	30.33	6.32	24.55	40.21	54.00	-13.79	AV
V	20800	51.25	30.85	7.45	24.69	52.54	74.00	-21.46	PK
V	20800	40.94	30.85	7.45	24.69	42.23	54.00	-11.77	AV
H	10400	55.12	30.55	5.77	24.66	55.00	74.00	-19.00	PK
H	10400	40.21	30.55	5.77	24.66	40.09	54.00	-13.91	AV
H	15600	53.44	30.33	6.32	24.55	53.98	74.00	-20.02	PK
H	15600	39.66	30.33	6.32	24.55	40.20	54.00	-13.80	AV
H	20800	49.72	30.85	7.45	24.69	51.01	74.00	-22.99	PK
H	20800	39.09	30.85	7.45	24.69	40.38	54.00	-13.62	AV

Polar (H/V)	Frequency (MHz)	Meter Reading (dBuV)	Pre-amplifier (dB)	Cable Loss (dB)	Antenna Factor (dB)	Emission Level (dBuV/m)	Limits (dBuV/m)	Margin (dB)	Detector Type
High Channel:5240MHz									
V	10480	55.34	30.55	5.77	24.66	55.22	74.00	-18.78	PK
V	10480	39.13	30.55	5.77	24.66	39.01	54.00	-14.99	AV
V	15720	52.79	30.33	6.32	24.55	53.33	74.00	-20.67	PK
V	15720	39.75	30.33	6.32	24.55	40.29	54.00	-13.71	AV
V	20960	49.91	30.85	7.45	24.69	51.20	74.00	-22.80	PK
V	20960	41.46	30.85	7.45	24.69	42.75	54.00	-11.25	AV
H	10480	56.62	30.55	5.77	24.66	56.50	74.00	-17.50	PK
H	10480	40.21	30.55	5.77	24.66	40.09	54.00	-13.91	AV
H	15720	53.13	30.33	6.32	24.55	53.67	74.00	-20.33	PK
H	15720	40.91	30.33	6.32	24.55	41.45	54.00	-12.55	AV
H	20960	50.98	30.85	7.45	24.69	52.27	74.00	-21.73	PK
H	20960	39.79	30.85	7.45	24.69	41.08	54.00	-12.92	AV

Polar (H/V)	Frequency (MHz)	Meter Reading (dBuV)	Pre-amplifier (dB)	Cable Loss (dB)	Antenna Factor (dB)	Emission Level (dBuV/m)	Limits (dBuV/m)	Margin (dB)	Detector Type
High Channel:5745MHz									
V	11490	56.12	30.55	5.77	24.66	56.00	74.00	-18.00	PK
V	11490	39.77	30.55	5.77	24.66	39.65	54.00	-14.35	AV
V	17235	52.21	30.33	6.32	24.55	52.75	74.00	-21.25	PK
V	17235	41.43	30.33	6.32	24.55	41.97	54.00	-12.03	AV
V	22980	49.32	30.85	7.45	24.69	50.61	74.00	-23.39	PK
V	22980	41.07	30.85	7.45	24.69	42.36	54.00	-11.64	AV
H	11490	56.54	30.55	5.77	24.66	56.42	74.00	-17.58	PK
H	11490	40.69	30.55	5.77	24.66	40.57	54.00	-13.43	AV
H	17235	52.23	30.33	6.32	24.55	52.77	74.00	-21.23	PK
H	17235	40.64	30.33	6.32	24.55	41.18	54.00	-12.82	AV
H	22980	50.82	30.85	7.45	24.69	52.11	74.00	-21.89	PK
H	22980	39.10	30.85	7.45	24.69	40.39	54.00	-13.61	AV

Polar (H/V)	Frequency (MHz)	Meter Reading (dBuV)	Pre-amplifier (dB)	Cable Loss (dB)	Antenna Factor (dB)	Emission Level (dBuV/m)	Limits (dBuV/m)	Margin (dB)	Detector Type
High Channel:5785MHz									
V	11570	57.70	30.55	5.77	24.66	57.58	74.00	-16.42	PK
V	11570	39.29	30.55	5.77	24.66	39.17	54.00	-14.83	AV
V	17355	52.70	30.33	6.32	24.55	53.24	74.00	-20.76	PK
V	17355	41.54	30.33	6.32	24.55	42.08	54.00	-11.92	AV
V	23140	50.75	30.85	7.45	24.69	52.04	74.00	-21.96	PK
V	23140	39.94	30.85	7.45	24.69	41.23	54.00	-12.77	AV
H	11570	57.37	30.55	5.77	24.66	57.25	74.00	-16.75	PK
H	11570	39.80	30.55	5.77	24.66	39.68	54.00	-14.32	AV
H	17355	53.22	30.33	6.32	24.55	53.76	74.00	-20.24	PK
H	17355	40.38	30.33	6.32	24.55	40.92	54.00	-13.08	AV
H	23140	49.08	30.85	7.45	24.69	50.37	74.00	-23.63	PK
H	23140	40.81	30.85	7.45	24.69	42.10	54.00	-11.90	AV

Polar (H/V)	Frequency (MHz)	Meter Reading (dBuV)	Pre-amplifier (dB)	Cable Loss (dB)	Antenna Factor (dB)	Emission Level (dBuV/m)	Limits (dBuV/m)	Margin (dB)	Detector Type
High Channel:5825MHz									
V	11650	55.58	30.55	5.77	24.66	55.46	74.00	-18.54	PK
V	11650	41.02	30.55	5.77	24.66	40.90	54.00	-13.10	AV
V	17475	52.41	30.33	6.32	24.55	52.95	74.00	-21.05	PK
V	17475	39.99	30.33	6.32	24.55	40.53	54.00	-13.47	AV
V	23300	50.94	30.85	7.45	24.69	52.23	74.00	-21.77	PK
V	23300	39.53	30.85	7.45	24.69	40.82	54.00	-13.18	AV
H	11650	55.90	30.55	5.77	24.66	55.78	74.00	-18.22	PK
H	11650	41.32	30.55	5.77	24.66	41.20	54.00	-12.80	AV
H	17475	51.89	30.33	6.32	24.55	52.43	74.00	-21.57	PK
H	17475	38.76	30.33	6.32	24.55	39.30	54.00	-14.70	AV
H	23300	51.00	30.85	7.45	24.69	52.29	74.00	-21.71	PK
H	23300	38.94	30.85	7.45	24.69	40.23	54.00	-13.77	AV

ANT1-802.11n20

Polar (H/V)	Frequency (MHz)	Meter Reading (dBuV)	Pre-amplifier (dB)	Cable Loss (dB)	Antenna Factor (dB)	Emission Level (dBuV/m)	Limits (dBuV/m)	Margin (dB)	Detector Type
Low Channel:5180MHz									
V	10360	55.96	30.55	5.77	24.66	55.84	74.00	-18.16	PK
V	10360	39.61	30.55	5.77	24.66	39.49	54.00	-14.51	AV
V	15540	52.18	30.33	6.32	24.55	52.72	74.00	-21.28	PK
V	15540	40.64	30.33	6.32	24.55	41.18	54.00	-12.82	AV
V	20720	51.18	30.85	7.45	24.69	52.47	74.00	-21.53	PK
V	20720	39.59	30.85	7.45	24.69	40.88	54.00	-13.12	AV
H	10360	54.80	30.55	5.77	24.66	54.68	74.00	-19.32	PK
H	10360	41.78	30.55	5.77	24.66	41.66	54.00	-12.34	AV
H	15540	53.46	30.33	6.32	24.55	54.00	74.00	-20.00	PK
H	15540	41.48	30.33	6.32	24.55	42.02	54.00	-11.98	AV
H	20720	51.76	30.85	7.45	24.69	53.05	74.00	-20.95	PK
H	20720	40.70	30.85	7.45	24.69	41.99	54.00	-12.01	AV

Polar (H/V)	Frequency (MHz)	Meter Reading (dBuV)	Pre-amplifier (dB)	Cable Loss (dB)	Antenna Factor (dB)	Emission Level (dBuV/m)	Limits (dBuV/m)	Margin (dB)	Detector Type
Middle Channel:5200MHz									
V	10400	56.30	30.55	5.77	24.66	56.18	74.00	-17.82	PK
V	10400	39.99	30.55	5.77	24.66	39.87	54.00	-14.13	AV
V	15600	53.62	30.33	6.32	24.55	54.16	74.00	-19.84	PK
V	15600	41.55	30.33	6.32	24.55	42.09	54.00	-11.91	AV
V	20800	49.28	30.85	7.45	24.69	50.57	74.00	-23.43	PK
V	20800	39.13	30.85	7.45	24.69	40.42	54.00	-13.58	AV
H	10400	56.99	30.55	5.77	24.66	56.87	74.00	-17.13	PK
H	10400	39.82	30.55	5.77	24.66	39.70	54.00	-14.30	AV
H	15600	51.94	30.33	6.32	24.55	52.48	74.00	-21.52	PK
H	15600	41.09	30.33	6.32	24.55	41.63	54.00	-12.37	AV
H	20800	50.88	30.85	7.45	24.69	52.17	74.00	-21.83	PK
H	20800	41.38	30.85	7.45	24.69	42.67	54.00	-11.33	AV

Polar (H/V)	Frequency (MHz)	Meter Reading (dBuV)	Pre-amplifier (dB)	Cable Loss (dB)	Antenna Factor (dB)	Emission Level (dBuV/m)	Limits (dBuV/m)	Margin (dB)	Detector Type
High Channel:5240MHz									
V	10480	56.30	30.55	5.77	24.66	56.18	74.00	-17.82	PK
V	10480	39.52	30.55	5.77	24.66	39.40	54.00	-14.60	AV
V	15720	52.28	30.33	6.32	24.55	52.82	74.00	-21.18	PK
V	15720	40.52	30.33	6.32	24.55	41.06	54.00	-12.94	AV
V	20960	51.38	30.85	7.45	24.69	52.67	74.00	-21.33	PK
V	20960	39.72	30.85	7.45	24.69	41.01	54.00	-12.99	AV
H	10480	57.58	30.55	5.77	24.66	57.46	74.00	-16.54	PK
H	10480	40.44	30.55	5.77	24.66	40.32	54.00	-13.68	AV
H	15720	52.58	30.33	6.32	24.55	53.12	74.00	-20.88	PK
H	15720	39.57	30.33	6.32	24.55	40.11	54.00	-13.89	AV
H	20960	49.66	30.85	7.45	24.69	50.95	74.00	-23.05	PK
H	20960	41.38	30.85	7.45	24.69	42.67	54.00	-11.33	AV

Polar (H/V)	Frequency (MHz)	Meter Reading (dBuV)	Pre-amplifier (dB)	Cable Loss (dB)	Antenna Factor (dB)	Emission Level (dBuV/m)	Limits (dBuV/m)	Margin (dB)	Detector Type
High Channel:5745MHz									
V	11490	56.72	30.55	5.77	24.66	56.60	74.00	-17.40	PK
V	11490	41.61	30.55	5.77	24.66	41.49	54.00	-12.51	AV
V	17235	52.46	30.33	6.32	24.55	53.00	74.00	-21.00	PK
V	17235	39.96	30.33	6.32	24.55	40.50	54.00	-13.50	AV
V	22980	48.94	30.85	7.45	24.69	50.23	74.00	-23.77	PK
V	22980	39.58	30.85	7.45	24.69	40.87	54.00	-13.13	AV
H	11490	55.45	30.55	5.77	24.66	55.33	74.00	-18.67	PK
H	11490	41.02	30.55	5.77	24.66	40.90	54.00	-13.10	AV
H	17235	52.75	30.33	6.32	24.55	53.29	74.00	-20.71	PK
H	17235	39.68	30.33	6.32	24.55	40.22	54.00	-13.78	AV
H	22980	50.66	30.85	7.45	24.69	51.95	74.00	-22.05	PK
H	22980	40.23	30.85	7.45	24.69	41.52	54.00	-12.48	AV

Polar (H/V)	Frequency (MHz)	Meter Reading (dBuV)	Pre-amplifier (dB)	Cable Loss (dB)	Antenna Factor (dB)	Emission Level (dBuV/m)	Limits (dBuV/m)	Margin (dB)	Detector Type
High Channel:5785MHz									
V	11570	55.15	30.55	5.77	24.66	55.03	74.00	-18.97	PK
V	11570	40.34	30.55	5.77	24.66	40.22	54.00	-13.78	AV
V	17355	51.87	30.33	6.32	24.55	52.41	74.00	-21.59	PK
V	17355	40.20	30.33	6.32	24.55	40.74	54.00	-13.26	AV
V	23140	51.52	30.85	7.45	24.69	52.81	74.00	-21.19	PK
V	23140	40.27	30.85	7.45	24.69	41.56	54.00	-12.44	AV
H	11570	55.75	30.55	5.77	24.66	55.63	74.00	-18.37	PK
H	11570	40.33	30.55	5.77	24.66	40.21	54.00	-13.79	AV
H	17355	51.76	30.33	6.32	24.55	52.30	74.00	-21.70	PK
H	17355	39.09	30.33	6.32	24.55	39.63	54.00	-14.37	AV
H	23140	50.02	30.85	7.45	24.69	51.31	74.00	-22.69	PK
H	23140	40.49	30.85	7.45	24.69	41.78	54.00	-12.22	AV

Polar (H/V)	Frequency (MHz)	Meter Reading (dBuV)	Pre-amplifier (dB)	Cable Loss (dB)	Antenna Factor (dB)	Emission Level (dBuV/m)	Limits (dBuV/m)	Margin (dB)	Detector Type
High Channel:5825MHz									
V	11650	57.59	30.55	5.77	24.66	57.47	74.00	-16.53	PK
V	11650	40.09	30.55	5.77	24.66	39.97	54.00	-14.03	AV
V	17475	52.27	30.33	6.32	24.55	52.81	74.00	-21.19	PK
V	17475	38.92	30.33	6.32	24.55	39.46	54.00	-14.54	AV
V	23300	49.07	30.85	7.45	24.69	50.36	74.00	-23.64	PK
V	23300	41.64	30.85	7.45	24.69	42.93	54.00	-11.07	AV
H	11650	55.18	30.55	5.77	24.66	55.06	74.00	-18.94	PK
H	11650	41.91	30.55	5.77	24.66	41.79	54.00	-12.21	AV
H	17475	52.69	30.33	6.32	24.55	53.23	74.00	-20.77	PK
H	17475	40.66	30.33	6.32	24.55	41.20	54.00	-12.80	AV
H	23300	48.89	30.85	7.45	24.69	50.18	74.00	-23.82	PK
H	23300	41.04	30.85	7.45	24.69	42.33	54.00	-11.67	AV

ANT1-802.11n40

Polar (H/V)	Frequency (MHz)	Meter Reading (dBuV)	Pre-amplifier (dB)	Cable Loss (dB)	Antenna Factor (dB)	Emission Level (dBuV/m)	Limits (dBuV/m)	Margin (dB)	Detector Type
Low Channel:5190MHz									
V	10360	56.15	30.55	5.77	24.66	56.03	74.00	-17.97	PK
V	10360	40.02	30.55	5.77	24.66	39.90	54.00	-14.10	AV
V	15540	53.43	30.33	6.32	24.55	53.97	74.00	-20.03	PK
V	15540	40.43	30.33	6.32	24.55	40.97	54.00	-13.03	AV
V	20720	48.89	30.85	7.45	24.69	50.18	74.00	-23.82	PK
V	20720	39.48	30.85	7.45	24.69	40.77	54.00	-13.23	AV
H	10360	57.70	30.55	5.77	24.66	57.58	74.00	-16.42	PK
H	10360	40.55	30.55	5.77	24.66	40.43	54.00	-13.57	AV
H	15540	53.28	30.33	6.32	24.55	53.82	74.00	-20.18	PK
H	15540	39.80	30.33	6.32	24.55	40.34	54.00	-13.66	AV
H	20720	50.49	30.85	7.45	24.69	51.78	74.00	-22.22	PK
H	20720	41.11	30.85	7.45	24.69	42.40	54.00	-11.60	AV

Polar (H/V)	Frequency (MHz)	Meter Reading (dBuV)	Pre-amplifier (dB)	Cable Loss (dB)	Antenna Factor (dB)	Emission Level (dBuV/m)	Limits (dBuV/m)	Margin (dB)	Detector Type
Middle Channel:5230MHz									
V	10460	57.49	30.55	5.77	24.66	57.37	74.00	-16.63	PK
V	10460	39.33	30.55	5.77	24.66	39.21	54.00	-14.79	AV
V	15690	52.90	30.33	6.32	24.55	53.44	74.00	-20.56	PK
V	15690	39.05	30.33	6.32	24.55	39.59	54.00	-14.41	AV
V	20920	50.32	30.85	7.45	24.69	51.61	74.00	-22.39	PK
V	20920	39.80	30.85	7.45	24.69	41.09	54.00	-12.91	AV
H	10460	56.17	30.55	5.77	24.66	56.05	74.00	-17.95	PK
H	10460	41.38	30.55	5.77	24.66	41.26	54.00	-12.74	AV
H	15690	53.29	30.33	6.32	24.55	53.83	74.00	-20.17	PK
H	15690	40.78	30.33	6.32	24.55	41.32	54.00	-12.68	AV
H	20920	50.88	30.85	7.45	24.69	52.17	74.00	-21.83	PK
H	20920	39.24	30.85	7.45	24.69	40.53	54.00	-13.47	AV

Polar (H/V)	Frequency (MHz)	Meter Reading (dBuV)	Pre-amplifier (dB)	Cable Loss (dB)	Antenna Factor (dB)	Emission Level (dBuV/m)	Limits (dBuV/m)	Margin (dB)	Detector Type
High Channel:5755MHz									
V	11510	55.78	30.55	5.77	24.66	55.66	74.00	-18.34	PK
V	11510	40.15	30.55	5.77	24.66	40.03	54.00	-13.97	AV
V	17265	53.03	30.33	6.32	24.55	53.57	74.00	-20.43	PK
V	17265	39.98	30.33	6.32	24.55	40.52	54.00	-13.48	AV
V	23020	50.62	30.85	7.45	24.69	51.91	74.00	-22.09	PK
V	23020	39.45	30.85	7.45	24.69	40.74	54.00	-13.26	AV
H	11510	57.50	30.55	5.77	24.66	57.38	74.00	-16.62	PK
H	11510	40.25	30.55	5.77	24.66	40.13	54.00	-13.87	AV
H	17265	52.02	30.33	6.32	24.55	52.56	74.00	-21.44	PK
H	17265	41.06	30.33	6.32	24.55	41.60	54.00	-12.40	AV
H	23020	50.22	30.85	7.45	24.69	51.51	74.00	-22.49	PK
H	23020	39.81	30.85	7.45	24.69	41.10	54.00	-12.90	AV

Polar (H/V)	Frequency (MHz)	Meter Reading (dBuV)	Pre-amplifier (dB)	Cable Loss (dB)	Antenna Factor (dB)	Emission Level (dBuV/m)	Limits (dBuV/m)	Margin (dB)	Detector Type
High Channel:5795MHz									
V	11590	55.16	30.55	5.77	24.66	55.04	74.00	-18.96	PK
V	11590	39.31	30.55	5.77	24.66	39.19	54.00	-14.81	AV
V	17385	51.85	30.33	6.32	24.55	52.39	74.00	-21.61	PK
V	17385	40.10	30.33	6.32	24.55	40.64	54.00	-13.36	AV
V	23180	49.28	30.85	7.45	24.69	50.57	74.00	-23.43	PK
V	23180	40.63	30.85	7.45	24.69	41.92	54.00	-12.08	AV
H	11590	56.47	30.55	5.77	24.66	56.35	74.00	-17.65	PK
H	11590	42.70	30.55	5.77	24.66	42.58	54.00	-11.42	AV
H	17385	52.04	30.33	6.32	24.55	52.58	74.00	-21.42	PK
H	17385	39.68	30.33	6.32	24.55	40.22	54.00	-13.78	AV
H	23180	49.53	30.85	7.45	24.69	50.82	74.00	-23.18	PK
H	23180	40.47	30.85	7.45	24.69	41.76	54.00	-12.24	AV

Remark:
1. Emission Level = Meter Reading + Antenna Factor + Cable Loss – Pre-amplifier,
Margin= Emission Level - Limit
2. If peak below the average limit, the average emission was no test.
3. The amplitude of spurious emissions which are attenuated by more than 20dB below the permissible value has no need to be reported.

ANT1--802.11ac20

Polar (H/V)	Frequency (MHz)	Meter Reading (dBuV)	Pre-amplifier (dB)	Cable Loss (dB)	Antenna Factor (dB)	Emission Level (dBuV/m)	Limits (dBuV/m)	Margin (dB)	Detector Type
Low Channel:5180MHz									
V	10360	55.06	30.55	5.77	24.66	54.94	74.00	-19.06	PK
V	10360	40.72	30.55	5.77	24.66	40.60	54.00	-13.40	AV
V	15540	52.76	30.33	6.32	24.55	53.30	74.00	-20.70	PK
V	15540	41.56	30.33	6.32	24.55	42.10	54.00	-11.90	AV
V	20720	49.05	30.85	7.45	24.69	50.34	74.00	-23.66	PK
V	20720	39.41	30.85	7.45	24.69	40.70	54.00	-13.30	AV
H	10360	56.77	30.55	5.77	24.66	56.65	74.00	-17.35	PK
H	10360	40.39	30.55	5.77	24.66	40.27	54.00	-13.73	AV
H	15540	53.54	30.33	6.32	24.55	54.08	74.00	-19.92	PK
H	15540	41.39	30.33	6.32	24.55	41.93	54.00	-12.07	AV
H	20720	50.66	30.85	7.45	24.69	51.95	74.00	-22.05	PK
H	20720	39.74	30.85	7.45	24.69	41.03	54.00	-12.97	AV

Polar (H/V)	Frequency (MHz)	Meter Reading (dBuV)	Pre-amplifier (dB)	Cable Loss (dB)	Antenna Factor (dB)	Emission Level (dBuV/m)	Limits (dBuV/m)	Margin (dB)	Detector Type
Middle Channel:5200MHz									
V	10400	56.04	30.55	5.77	24.66	55.92	74.00	-18.08	PK
V	10400	40.82	30.55	5.77	24.66	40.70	54.00	-13.30	AV
V	15600	53.25	30.33	6.32	24.55	53.79	74.00	-20.21	PK
V	15600	40.88	30.33	6.32	24.55	41.42	54.00	-12.58	AV
V	20800	51.62	30.85	7.45	24.69	52.91	74.00	-21.09	PK
V	20800	41.57	30.85	7.45	24.69	42.86	54.00	-11.14	AV
H	10400	55.16	30.55	5.77	24.66	55.04	74.00	-18.96	PK
H	10400	40.21	30.55	5.77	24.66	40.09	54.00	-13.91	AV
H	15600	53.19	30.33	6.32	24.55	53.73	74.00	-20.27	PK
H	15600	41.17	30.33	6.32	24.55	41.71	54.00	-12.29	AV
H	20800	50.85	30.85	7.45	24.69	52.14	74.00	-21.86	PK
H	20800	41.09	30.85	7.45	24.69	42.38	54.00	-11.62	AV

Polar (H/V)	Frequency (MHz)	Meter Reading (dBuV)	Pre-amplifier (dB)	Cable Loss (dB)	Antenna Factor (dB)	Emission Level (dBuV/m)	Limits (dBuV/m)	Margin (dB)	Detector Type
High Channel:5240MHz									
V	10480	55.87	30.55	5.77	24.66	55.75	74.00	-18.25	PK
V	10480	40.55	30.55	5.77	24.66	40.43	54.00	-13.57	AV
V	15720	52.67	30.33	6.32	24.55	53.21	74.00	-20.79	PK
V	15720	39.04	30.33	6.32	24.55	39.58	54.00	-14.42	AV
V	20960	48.83	30.85	7.45	24.69	50.12	74.00	-23.88	PK
V	20960	39.37	30.85	7.45	24.69	40.66	54.00	-13.34	AV
H	10480	57.34	30.55	5.77	24.66	57.22	74.00	-16.78	PK
H	10480	42.11	30.55	5.77	24.66	41.99	54.00	-12.01	AV
H	15720	51.87	30.33	6.32	24.55	52.41	74.00	-21.59	PK
H	15720	40.68	30.33	6.32	24.55	41.22	54.00	-12.78	AV
H	20960	50.27	30.85	7.45	24.69	51.56	74.00	-22.44	PK
H	20960	40.92	30.85	7.45	24.69	42.21	54.00	-11.79	AV

Polar (H/V)	Frequency (MHz)	Meter Reading (dBuV)	Pre-amplifier (dB)	Cable Loss (dB)	Antenna Factor (dB)	Emission Level (dBuV/m)	Limits (dBuV/m)	Margin (dB)	Detector Type
High Channel:5745MHz									
V	11490	55.07	30.55	5.77	24.66	54.95	74.00	-19.05	PK
V	11490	40.18	30.55	5.77	24.66	40.06	54.00	-13.94	AV
V	17235	52.07	30.33	6.32	24.55	52.61	74.00	-21.39	PK
V	17235	41.05	30.33	6.32	24.55	41.59	54.00	-12.41	AV
V	22980	48.77	30.85	7.45	24.69	50.06	74.00	-23.94	PK
V	22980	40.48	30.85	7.45	24.69	41.77	54.00	-12.23	AV
H	11490	56.94	30.55	5.77	24.66	56.82	74.00	-17.18	PK
H	11490	40.76	30.55	5.77	24.66	40.64	54.00	-13.36	AV
H	17235	51.96	30.33	6.32	24.55	52.50	74.00	-21.50	PK
H	17235	39.05	30.33	6.32	24.55	39.59	54.00	-14.41	AV
H	22980	49.23	30.85	7.45	24.69	50.52	74.00	-23.48	PK
H	22980	41.25	30.85	7.45	24.69	42.54	54.00	-11.46	AV

Polar (H/V)	Frequency (MHz)	Meter Reading (dBuV)	Pre-amplifier (dB)	Cable Loss (dB)	Antenna Factor (dB)	Emission Level (dBuV/m)	Limits (dBuV/m)	Margin (dB)	Detector Type
High Channel:5785MHz									
V	11570	55.16	30.55	5.77	24.66	55.04	74.00	-18.96	PK
V	11570	41.34	30.55	5.77	24.66	41.22	54.00	-12.78	AV
V	17355	53.71	30.33	6.32	24.55	54.25	74.00	-19.75	PK
V	17355	40.97	30.33	6.32	24.55	41.51	54.00	-12.49	AV
V	23140	49.40	30.85	7.45	24.69	50.69	74.00	-23.31	PK
V	23140	39.17	30.85	7.45	24.69	40.46	54.00	-13.54	AV
H	11570	56.77	30.55	5.77	24.66	56.65	74.00	-17.35	PK
H	11570	40.48	30.55	5.77	24.66	40.36	54.00	-13.64	AV
H	17355	52.78	30.33	6.32	24.55	53.32	74.00	-20.68	PK
H	17355	40.85	30.33	6.32	24.55	41.39	54.00	-12.61	AV
H	23140	49.32	30.85	7.45	24.69	50.61	74.00	-23.39	PK
H	23140	41.28	30.85	7.45	24.69	42.57	54.00	-11.43	AV

Polar (H/V)	Frequency (MHz)	Meter Reading (dBuV)	Pre-amplifier (dB)	Cable Loss (dB)	Antenna Factor (dB)	Emission Level (dBuV/m)	Limits (dBuV/m)	Margin (dB)	Detector Type
High Channel:5825MHz									
V	11650	57.11	30.55	5.77	24.66	56.99	74.00	-17.01	PK
V	11650	40.93	30.55	5.77	24.66	40.81	54.00	-13.19	AV
V	17475	52.98	30.33	6.32	24.55	53.52	74.00	-20.48	PK
V	17475	41.26	30.33	6.32	24.55	41.80	54.00	-12.20	AV
V	23300	48.93	30.85	7.45	24.69	50.22	74.00	-23.78	PK
V	23300	40.26	30.85	7.45	24.69	41.55	54.00	-12.45	AV
H	11650	56.97	30.55	5.77	24.66	56.85	74.00	-17.15	PK
H	11650	40.69	30.55	5.77	24.66	40.57	54.00	-13.43	AV
H	17475	52.88	30.33	6.32	24.55	53.42	74.00	-20.58	PK
H	17475	41.50	30.33	6.32	24.55	42.04	54.00	-11.96	AV
H	23300	50.50	30.85	7.45	24.69	51.79	74.00	-22.21	PK
H	23300	40.39	30.85	7.45	24.69	41.68	54.00	-12.32	AV

ANT1-802.11ac40

Polar (H/V)	Frequency (MHz)	Meter Reading (dBuV)	Pre-amplifier (dB)	Cable Loss (dB)	Antenna Factor (dB)	Emission Level (dBuV/m)	Limits (dBuV/m)	Margin (dB)	Detector Type
Low Channel:5190MHz									
V	10360	56.43	30.55	5.77	24.66	56.31	74.00	-17.69	PK
V	10360	39.27	30.55	5.77	24.66	39.15	54.00	-14.85	AV
V	15540	53.34	30.33	6.32	24.55	53.88	74.00	-20.12	PK
V	15540	41.41	30.33	6.32	24.55	41.95	54.00	-12.05	AV
V	20720	50.16	30.85	7.45	24.69	51.45	74.00	-22.55	PK
V	20720	40.88	30.85	7.45	24.69	42.17	54.00	-11.83	AV
H	10360	56.20	30.55	5.77	24.66	56.08	74.00	-17.92	PK
H	10360	40.96	30.55	5.77	24.66	40.84	54.00	-13.16	AV
H	15540	53.68	30.33	6.32	24.55	54.22	74.00	-19.78	PK
H	15540	40.81	30.33	6.32	24.55	41.35	54.00	-12.65	AV
H	20720	50.26	30.85	7.45	24.69	51.55	74.00	-22.45	PK
H	20720	40.01	30.85	7.45	24.69	41.30	54.00	-12.70	AV

Polar (H/V)	Frequency (MHz)	Meter Reading (dBuV)	Pre-amplifier (dB)	Cable Loss (dB)	Antenna Factor (dB)	Emission Level (dBuV/m)	Limits (dBuV/m)	Margin (dB)	Detector Type
Middle Channel:5230MHz									
V	10460	54.92	30.55	5.77	24.66	54.80	74.00	-19.20	PK
V	10460	41.75	30.55	5.77	24.66	41.63	54.00	-12.37	AV
V	15690	52.89	30.33	6.32	24.55	53.43	74.00	-20.57	PK
V	15690	40.52	30.33	6.32	24.55	41.06	54.00	-12.94	AV
V	20920	49.07	30.85	7.45	24.69	50.36	74.00	-23.64	PK
V	20920	40.91	30.85	7.45	24.69	42.20	54.00	-11.80	AV
H	10460	56.94	30.55	5.77	24.66	56.82	74.00	-17.18	PK
H	10460	40.83	30.55	5.77	24.66	40.71	54.00	-13.29	AV
H	15690	53.44	30.33	6.32	24.55	53.98	74.00	-20.02	PK
H	15690	39.11	30.33	6.32	24.55	39.65	54.00	-14.35	AV
H	20920	50.08	30.85	7.45	24.69	51.37	74.00	-22.63	PK
H	20920	40.11	30.85	7.45	24.69	41.40	54.00	-12.60	AV

Polar (H/V)	Frequency (MHz)	Meter Reading (dBuV)	Pre-amplifier (dB)	Cable Loss (dB)	Antenna Factor (dB)	Emission Level (dBuV/m)	Limits (dBuV/m)	Margin (dB)	Detector Type
High Channel:5755MHz									
V	11510	57.40	30.55	5.77	24.66	57.28	74.00	-16.72	PK
V	11510	41.14	30.55	5.77	24.66	41.02	54.00	-12.98	AV
V	17265	52.78	30.33	6.32	24.55	53.32	74.00	-20.68	PK
V	17265	41.63	30.33	6.32	24.55	42.17	54.00	-11.83	AV
V	23020	51.01	30.85	7.45	24.69	52.30	74.00	-21.70	PK
V	23020	39.66	30.85	7.45	24.69	40.95	54.00	-13.05	AV
H	11510	56.13	30.55	5.77	24.66	56.01	74.00	-17.99	PK
H	11510	42.36	30.55	5.77	24.66	42.24	54.00	-11.76	AV
H	17265	52.39	30.33	6.32	24.55	52.93	74.00	-21.07	PK
H	17265	40.04	30.33	6.32	24.55	40.58	54.00	-13.42	AV
H	23020	49.76	30.85	7.45	24.69	51.05	74.00	-22.95	PK
H	23020	39.86	30.85	7.45	24.69	41.15	54.00	-12.85	AV

Polar (H/V)	Frequency	Meter Reading	Pre-amplifier	Cable Loss	Antenna Factor	Emission Level	Limits	Margin	Detector Type
	(MHz)	(dBuV)	(dB)	(dB)	(dB)	(dBuV/m)	(dBuV/m)	(dB)	
High Channel:5795MHz									
V	11510	55.92	30.55	5.77	24.66	55.80	74.00	-18.20	PK
V	11510	41.54	30.55	5.77	24.66	41.42	54.00	-12.58	AV
V	17265	52.27	30.33	6.32	24.55	52.81	74.00	-21.19	PK
V	17265	40.51	30.33	6.32	24.55	41.05	54.00	-12.95	AV
V	23020	51.04	30.85	7.45	24.69	52.33	74.00	-21.67	PK
V	23020	40.52	30.85	7.45	24.69	41.81	54.00	-12.19	AV
H	11510	57.40	30.55	5.77	24.66	57.28	74.00	-16.72	PK
H	11510	42.43	30.55	5.77	24.66	42.31	54.00	-11.69	AV
H	17265	52.88	30.33	6.32	24.55	53.42	74.00	-20.58	PK
H	17265	38.91	30.33	6.32	24.55	39.45	54.00	-14.55	AV
H	23020	50.65	30.85	7.45	24.69	51.94	74.00	-22.06	PK
H	23020	41.21	30.85	7.45	24.69	42.50	54.00	-11.50	AV

ANT1-802.11ac80

Polar (H/V)	Frequency	Meter Reading	Pre-amplifier	Cable Loss	Antenna Factor	Emission Level	Limits	Margin	Detector Type
	(MHz)	(dBuV)	(dB)	(dB)	(dB)	(dBuV/m)	(dBuV/m)	(dB)	
5210MHz									
V	10420	55.29	30.55	5.77	24.66	55.17	74.00	-18.83	PK
V	10420	39.10	30.55	5.77	24.66	38.98	54.00	-15.02	AV
V	15630	53.17	30.33	6.32	24.55	53.71	74.00	-20.29	PK
V	15630	41.40	30.33	6.32	24.55	41.94	54.00	-12.06	AV
V	20840	49.94	30.85	7.45	24.69	51.23	74.00	-22.77	PK
V	20840	40.43	30.85	7.45	24.69	41.72	54.00	-12.28	AV
H	10420	57.31	30.55	5.77	24.66	57.19	74.00	-16.81	PK
H	10420	40.41	30.55	5.77	24.66	40.29	54.00	-13.71	AV
H	15630	52.49	30.33	6.32	24.55	53.03	74.00	-20.97	PK
H	15630	41.66	30.33	6.32	24.55	42.20	54.00	-11.80	AV
H	20840	51.48	30.85	7.45	24.69	52.77	74.00	-21.23	PK
H	20840	41.11	30.85	7.45	24.69	42.40	54.00	-11.60	AV

Polar (H/V)	Frequency	Meter Reading	Pre-amplifier	Cable Loss	Antenna Factor	Emission Level	Limits	Margin	Detector Type
	(MHz)	(dBuV)	(dB)	(dB)	(dB)	(dBuV/m)	(dBuV/m)	(dB)	
High Channel:5775MHz									
V	11550	55.60	30.55	5.77	24.66	55.48	74.00	-18.52	PK
V	11550	38.79	30.55	5.77	24.66	38.67	54.00	-15.33	AV
V	17325	53.73	30.33	6.32	24.55	54.27	74.00	-19.73	PK
V	17325	40.00	30.33	6.32	24.55	40.54	54.00	-13.46	AV
V	23100	49.46	30.85	7.45	24.69	50.75	74.00	-23.25	PK
V	23100	39.18	30.85	7.45	24.69	40.47	54.00	-13.53	AV
H	11550	57.16	30.55	5.77	24.66	57.04	74.00	-16.96	PK
H	11550	41.67	30.55	5.77	24.66	41.55	54.00	-12.45	AV
H	17325	53.15	30.33	6.32	24.55	53.69	74.00	-20.31	PK
H	17325	39.06	30.33	6.32	24.55	39.60	54.00	-14.40	AV
H	23100	49.50	30.85	7.45	24.69	50.79	74.00	-23.21	PK
H	23100	39.66	30.85	7.45	24.69	40.95	54.00	-13.05	AV

ANT1--802.11ax20

Polar (H/V)	Frequency (MHz)	Meter Reading (dBuV)	Pre-amplifier (dB)	Cable Loss (dB)	Antenna Factor (dB)	Emission Level (dBuV/m)	Limits (dBuV/m)	Margin (dB)	Detector Type
Low Channel:5180MHz									
V	10360	54.93	30.55	5.77	24.66	54.81	74.00	-19.19	PK
V	10360	40.39	30.55	5.77	24.66	40.27	54.00	-13.73	AV
V	15540	52.41	30.33	6.32	24.55	52.95	74.00	-21.05	PK
V	15540	40.48	30.33	6.32	24.55	41.02	54.00	-12.98	AV
V	20720	49.88	30.85	7.45	24.69	51.17	74.00	-22.83	PK
V	20720	40.58	30.85	7.45	24.69	41.87	54.00	-12.13	AV
H	10360	57.23	30.55	5.77	24.66	57.11	74.00	-16.89	PK
H	10360	41.81	30.55	5.77	24.66	41.69	54.00	-12.31	AV
H	15540	52.20	30.33	6.32	24.55	52.74	74.00	-21.26	PK
H	15540	41.57	30.33	6.32	24.55	42.11	54.00	-11.89	AV
H	20720	51.45	30.85	7.45	24.69	52.74	74.00	-21.26	PK
H	20720	38.84	30.85	7.45	24.69	40.13	54.00	-13.87	AV

Polar (H/V)	Frequency (MHz)	Meter Reading (dBuV)	Pre-amplifier (dB)	Cable Loss (dB)	Antenna Factor (dB)	Emission Level (dBuV/m)	Limits (dBuV/m)	Margin (dB)	Detector Type
Middle Channel:5200MHz									
V	10400	56.80	30.55	5.77	24.66	56.68	74.00	-17.32	PK
V	10400	41.51	30.55	5.77	24.66	41.39	54.00	-12.61	AV
V	15600	52.98	30.33	6.32	24.55	53.52	74.00	-20.48	PK
V	15600	38.83	30.33	6.32	24.55	39.37	54.00	-14.63	AV
V	20800	49.01	30.85	7.45	24.69	50.30	74.00	-23.70	PK
V	20800	38.95	30.85	7.45	24.69	40.24	54.00	-13.76	AV
H	10400	54.93	30.55	5.77	24.66	54.81	74.00	-19.19	PK
H	10400	41.94	30.55	5.77	24.66	41.82	54.00	-12.18	AV
H	15600	52.16	30.33	6.32	24.55	52.70	74.00	-21.30	PK
H	15600	38.91	30.33	6.32	24.55	39.45	54.00	-14.55	AV
H	20800	50.16	30.85	7.45	24.69	51.45	74.00	-22.55	PK
H	20800	39.94	30.85	7.45	24.69	41.23	54.00	-12.77	AV

Polar (H/V)	Frequency (MHz)	Meter Reading (dBuV)	Pre-amplifier (dB)	Cable Loss (dB)	Antenna Factor (dB)	Emission Level (dBuV/m)	Limits (dBuV/m)	Margin (dB)	Detector Type
High Channel:5240MHz									
V	10480	57.01	30.55	5.77	24.66	56.89	74.00	-17.11	PK
V	10480	39.26	30.55	5.77	24.66	39.14	54.00	-14.86	AV
V	15720	52.45	30.33	6.32	24.55	52.99	74.00	-21.01	PK
V	15720	41.73	30.33	6.32	24.55	42.27	54.00	-11.73	AV
V	20960	49.10	30.85	7.45	24.69	50.39	74.00	-23.61	PK
V	20960	39.19	30.85	7.45	24.69	40.48	54.00	-13.52	AV
H	10480	54.84	30.55	5.77	24.66	54.72	74.00	-19.28	PK
H	10480	42.09	30.55	5.77	24.66	41.97	54.00	-12.03	AV
H	15720	53.63	30.33	6.32	24.55	54.17	74.00	-19.83	PK
H	15720	39.85	30.33	6.32	24.55	40.39	54.00	-13.61	AV
H	20960	49.19	30.85	7.45	24.69	50.48	74.00	-23.52	PK
H	20960	40.61	30.85	7.45	24.69	41.90	54.00	-12.10	AV

Polar (H/V)	Frequency (MHz)	Meter Reading (dBuV)	Pre-amplifier (dB)	Cable Loss (dB)	Antenna Factor (dB)	Emission Level (dBuV/m)	Limits (dBuV/m)	Margin (dB)	Detector Type
High Channel:5745MHz									
V	11490	56.29	30.55	5.77	24.66	56.17	74.00	-17.83	PK
V	11490	40.73	30.55	5.77	24.66	40.61	54.00	-13.39	AV
V	17235	51.89	30.33	6.32	24.55	52.43	74.00	-21.57	PK
V	17235	41.25	30.33	6.32	24.55	41.79	54.00	-12.21	AV
V	22980	50.84	30.85	7.45	24.69	52.13	74.00	-21.87	PK
V	22980	40.30	30.85	7.45	24.69	41.59	54.00	-12.41	AV
H	11490	57.17	30.55	5.77	24.66	57.05	74.00	-16.95	PK
H	11490	41.93	30.55	5.77	24.66	41.81	54.00	-12.19	AV
H	17235	52.29	30.33	6.32	24.55	52.83	74.00	-21.17	PK
H	17235	41.62	30.33	6.32	24.55	42.16	54.00	-11.84	AV
H	22980	49.13	30.85	7.45	24.69	50.42	74.00	-23.58	PK
H	22980	39.66	30.85	7.45	24.69	40.95	54.00	-13.05	AV

Polar (H/V)	Frequency (MHz)	Meter Reading (dBuV)	Pre-amplifier (dB)	Cable Loss (dB)	Antenna Factor (dB)	Emission Level (dBuV/m)	Limits (dBuV/m)	Margin (dB)	Detector Type
High Channel:5785MHz									
V	11570	57.55	30.55	5.77	24.66	57.43	74.00	-16.57	PK
V	11570	40.42	30.55	5.77	24.66	40.30	54.00	-13.70	AV
V	17355	51.79	30.33	6.32	24.55	52.33	74.00	-21.67	PK
V	17355	41.23	30.33	6.32	24.55	41.77	54.00	-12.23	AV
V	23140	51.69	30.85	7.45	24.69	52.98	74.00	-21.02	PK
V	23140	39.63	30.85	7.45	24.69	40.92	54.00	-13.08	AV
H	11570	57.36	30.55	5.77	24.66	57.24	74.00	-16.76	PK
H	11570	40.44	30.55	5.77	24.66	40.32	54.00	-13.68	AV
H	17355	53.70	30.33	6.32	24.55	54.24	74.00	-19.76	PK
H	17355	41.33	30.33	6.32	24.55	41.87	54.00	-12.13	AV
H	23140	51.07	30.85	7.45	24.69	52.36	74.00	-21.64	PK
H	23140	40.78	30.85	7.45	24.69	42.07	54.00	-11.93	AV

Polar (H/V)	Frequency (MHz)	Meter Reading (dBuV)	Pre-amplifier (dB)	Cable Loss (dB)	Antenna Factor (dB)	Emission Level (dBuV/m)	Limits (dBuV/m)	Margin (dB)	Detector Type
High Channel:5825MHz									
V	11650	56.21	30.55	5.77	24.66	56.09	74.00	-17.91	PK
V	11650	41.72	30.55	5.77	24.66	41.60	54.00	-12.40	AV
V	17475	52.07	30.33	6.32	24.55	52.61	74.00	-21.39	PK
V	17475	40.28	30.33	6.32	24.55	40.82	54.00	-13.18	AV
V	23300	50.97	30.85	7.45	24.69	52.26	74.00	-21.74	PK
V	23300	40.87	30.85	7.45	24.69	42.16	54.00	-11.84	AV
H	11650	56.79	30.55	5.77	24.66	56.67	74.00	-17.33	PK
H	11650	39.78	30.55	5.77	24.66	39.66	54.00	-14.34	AV
H	17475	52.77	30.33	6.32	24.55	53.31	74.00	-20.69	PK
H	17475	38.88	30.33	6.32	24.55	39.42	54.00	-14.58	AV
H	23300	51.08	30.85	7.45	24.69	52.37	74.00	-21.63	PK
H	23300	41.51	30.85	7.45	24.69	42.80	54.00	-11.20	AV

ANT1-802.11ax40

Polar (H/V)	Frequency (MHz)	Meter Reading (dBuV)	Pre-amplifier (dB)	Cable Loss (dB)	Antenna Factor (dB)	Emission Level (dBuV/m)	Limits (dBuV/m)	Margin (dB)	Detector Type
Low Channel:5190MHz									
V	10360	55.43	30.55	5.77	24.66	55.31	74.00	-18.69	PK
V	10360	40.86	30.55	5.77	24.66	40.74	54.00	-13.26	AV
V	15540	53.28	30.33	6.32	24.55	53.82	74.00	-20.18	PK
V	15540	41.60	30.33	6.32	24.55	42.14	54.00	-11.86	AV
V	20720	49.26	30.85	7.45	24.69	50.55	74.00	-23.45	PK
V	20720	39.97	30.85	7.45	24.69	41.26	54.00	-12.74	AV
H	10360	55.15	30.55	5.77	24.66	55.03	74.00	-18.97	PK
H	10360	42.53	30.55	5.77	24.66	42.41	54.00	-11.59	AV
H	15540	52.64	30.33	6.32	24.55	53.18	74.00	-20.82	PK
H	15540	39.00	30.33	6.32	24.55	39.54	54.00	-14.46	AV
H	20720	49.93	30.85	7.45	24.69	51.22	74.00	-22.78	PK
H	20720	39.36	30.85	7.45	24.69	40.65	54.00	-13.35	AV

Polar (H/V)	Frequency (MHz)	Meter Reading (dBuV)	Pre-amplifier (dB)	Cable Loss (dB)	Antenna Factor (dB)	Emission Level (dBuV/m)	Limits (dBuV/m)	Margin (dB)	Detector Type
Middle Channel:5230MHz									
V	10460	56.72	30.55	5.77	24.66	56.60	74.00	-17.40	PK
V	10460	39.44	30.55	5.77	24.66	39.32	54.00	-14.68	AV
V	15690	52.74	30.33	6.32	24.55	53.28	74.00	-20.72	PK
V	15690	40.18	30.33	6.32	24.55	40.72	54.00	-13.28	AV
V	20920	51.69	30.85	7.45	24.69	52.98	74.00	-21.02	PK
V	20920	40.35	30.85	7.45	24.69	41.64	54.00	-12.36	AV
H	10460	55.75	30.55	5.77	24.66	55.63	74.00	-18.37	PK
H	10460	42.09	30.55	5.77	24.66	41.97	54.00	-12.03	AV
H	15690	51.88	30.33	6.32	24.55	52.42	74.00	-21.58	PK
H	15690	40.71	30.33	6.32	24.55	41.25	54.00	-12.75	AV
H	20920	49.42	30.85	7.45	24.69	50.71	74.00	-23.29	PK
H	20920	40.32	30.85	7.45	24.69	41.61	54.00	-12.39	AV

Polar (H/V)	Frequency (MHz)	Meter Reading (dBuV)	Pre-amplifier (dB)	Cable Loss (dB)	Antenna Factor (dB)	Emission Level (dBuV/m)	Limits (dBuV/m)	Margin (dB)	Detector Type
High Channel:5755MHz									
V	11510	55.16	30.55	5.77	24.66	55.04	74.00	-18.96	PK
V	11510	41.46	30.55	5.77	24.66	41.34	54.00	-12.66	AV
V	17265	52.32	30.33	6.32	24.55	52.86	74.00	-21.14	PK
V	17265	41.47	30.33	6.32	24.55	42.01	54.00	-11.99	AV
V	23020	51.66	30.85	7.45	24.69	52.95	74.00	-21.05	PK
V	23020	40.41	30.85	7.45	24.69	41.70	54.00	-12.30	AV
H	11510	55.51	30.55	5.77	24.66	55.39	74.00	-18.61	PK
H	11510	40.93	30.55	5.77	24.66	40.81	54.00	-13.19	AV
H	17265	52.75	30.33	6.32	24.55	53.29	74.00	-20.71	PK
H	17265	39.33	30.33	6.32	24.55	39.87	54.00	-14.13	AV
H	23020	49.58	30.85	7.45	24.69	50.87	74.00	-23.13	PK
H	23020	41.01	30.85	7.45	24.69	42.30	54.00	-11.70	AV

Polar (H/V)	Frequency	Meter Reading	Pre-amplifier	Cable Loss	Antenna Factor	Emission Level	Limits	Margin	Detector Type
	(MHz)	(dBuV)	(dB)	(dB)	(dB)	(dBuV/m)	(dBuV/m)	(dB)	
High Channel:5795MHz									
V	11510	56.03	30.55	5.77	24.66	55.91	74.00	-18.09	PK
V	11510	40.65	30.55	5.77	24.66	40.53	54.00	-13.47	AV
V	17265	52.96	30.33	6.32	24.55	53.50	74.00	-20.50	PK
V	17265	41.46	30.33	6.32	24.55	42.00	54.00	-12.00	AV
V	23020	51.62	30.85	7.45	24.69	52.91	74.00	-21.09	PK
V	23020	40.67	30.85	7.45	24.69	41.96	54.00	-12.04	AV
H	11510	55.40	30.55	5.77	24.66	55.28	74.00	-18.72	PK
H	11510	41.78	30.55	5.77	24.66	41.66	54.00	-12.34	AV
H	17265	53.57	30.33	6.32	24.55	54.11	74.00	-19.89	PK
H	17265	41.09	30.33	6.32	24.55	41.63	54.00	-12.37	AV
H	23020	48.89	30.85	7.45	24.69	50.18	74.00	-23.82	PK
H	23020	40.48	30.85	7.45	24.69	41.77	54.00	-12.23	AV

ANT1-802.11ax80

Polar (H/V)	Frequency	Meter Reading	Pre-amplifier	Cable Loss	Antenna Factor	Emission Level	Limits	Margin	Detector Type
	(MHz)	(dBuV)	(dB)	(dB)	(dB)	(dBuV/m)	(dBuV/m)	(dB)	
5210MHz									
V	10420	55.99	30.55	5.77	24.66	55.87	74.00	-18.13	PK
V	10420	40.17	30.55	5.77	24.66	40.05	54.00	-13.95	AV
V	15630	53.15	30.33	6.32	24.55	53.69	74.00	-20.31	PK
V	15630	39.44	30.33	6.32	24.55	39.98	54.00	-14.02	AV
V	20840	50.15	30.85	7.45	24.69	51.44	74.00	-22.56	PK
V	20840	40.81	30.85	7.45	24.69	42.10	54.00	-11.90	AV
H	10420	56.40	30.55	5.77	24.66	56.28	74.00	-17.72	PK
H	10420	41.31	30.55	5.77	24.66	41.19	54.00	-12.81	AV
H	15630	53.49	30.33	6.32	24.55	54.03	74.00	-19.97	PK
H	15630	40.23	30.33	6.32	24.55	40.77	54.00	-13.23	AV
H	20840	51.43	30.85	7.45	24.69	52.72	74.00	-21.28	PK
H	20840	39.34	30.85	7.45	24.69	40.63	54.00	-13.37	AV

Polar (H/V)	Frequency	Meter Reading	Pre-amplifier	Cable Loss	Antenna Factor	Emission Level	Limits	Margin	Detector Type
	(MHz)	(dBuV)	(dB)	(dB)	(dB)	(dBuV/m)	(dBuV/m)	(dB)	
High Channel:5775MHz									
V	11550	56.13	30.55	5.77	24.66	56.01	74.00	-17.99	PK
V	11550	40.79	30.55	5.77	24.66	40.67	54.00	-13.33	AV
V	17325	53.25	30.33	6.32	24.55	53.79	74.00	-20.21	PK
V	17325	40.24	30.33	6.32	24.55	40.78	54.00	-13.22	AV
V	23100	48.98	30.85	7.45	24.69	50.27	74.00	-23.73	PK
V	23100	40.34	30.85	7.45	24.69	41.63	54.00	-12.37	AV
H	11550	55.15	30.55	5.77	24.66	55.03	74.00	-18.97	PK
H	11550	39.97	30.55	5.77	24.66	39.85	54.00	-14.15	AV
H	17325	52.90	30.33	6.32	24.55	53.44	74.00	-20.56	PK
H	17325	39.34	30.33	6.32	24.55	39.88	54.00	-14.12	AV
H	23100	50.53	30.85	7.45	24.69	51.82	74.00	-22.18	PK
H	23100	40.42	30.85	7.45	24.69	41.71	54.00	-12.29	AV

ANT2-802.11a

Polar (H/V)	Frequency (MHz)	Meter Reading (dBuV)	Pre-amplifier (dB)	Cable Loss (dB)	Antenna Factor (dB)	Emission Level (dBuV/m)	Limits (dBuV/m)	Margin (dB)	Detector Type
Low Channel:5180MHz									
V	10360	56.49	30.55	5.77	24.66	56.37	74.00	-17.63	PK
V	10360	41.26	30.55	5.77	24.66	41.14	54.00	-12.86	AV
V	15540	53.45	30.33	6.32	24.55	53.99	74.00	-20.01	PK
V	15540	39.27	30.33	6.32	24.55	39.81	54.00	-14.19	AV
V	20720	50.17	30.85	7.45	24.69	51.46	74.00	-22.54	PK
V	20720	39.98	30.85	7.45	24.69	41.27	54.00	-12.73	AV
H	10360	56.42	30.55	5.77	24.66	56.30	74.00	-17.70	PK
H	10360	42.49	30.55	5.77	24.66	42.37	54.00	-11.63	AV
H	15540	53.55	30.33	6.32	24.55	54.09	74.00	-19.91	PK
H	15540	39.57	30.33	6.32	24.55	40.11	54.00	-13.89	AV
H	20720	49.05	30.85	7.45	24.69	50.34	74.00	-23.66	PK
H	20720	39.88	30.85	7.45	24.69	41.17	54.00	-12.83	AV

Polar (H/V)	Frequency (MHz)	Meter Reading (dBuV)	Pre-amplifier (dB)	Cable Loss (dB)	Antenna Factor (dB)	Emission Level (dBuV/m)	Limits (dBuV/m)	Margin (dB)	Detector Type
Middle Channel:5200MHz									
V	10400	55.49	30.55	5.77	24.66	55.37	74.00	-18.63	PK
V	10400	40.15	30.55	5.77	24.66	40.03	54.00	-13.97	AV
V	15600	53.50	30.33	6.32	24.55	54.04	74.00	-19.96	PK
V	15600	41.20	30.33	6.32	24.55	41.74	54.00	-12.26	AV
V	20800	49.43	30.85	7.45	24.69	50.72	74.00	-23.28	PK
V	20800	40.47	30.85	7.45	24.69	41.76	54.00	-12.24	AV
H	10400	55.30	30.55	5.77	24.66	55.18	74.00	-18.82	PK
H	10400	40.00	30.55	5.77	24.66	39.88	54.00	-14.12	AV
H	15600	53.38	30.33	6.32	24.55	53.92	74.00	-20.08	PK
H	15600	40.71	30.33	6.32	24.55	41.25	54.00	-12.75	AV
H	20800	49.17	30.85	7.45	24.69	50.46	74.00	-23.54	PK
H	20800	41.11	30.85	7.45	24.69	42.40	54.00	-11.60	AV

Polar (H/V)	Frequency (MHz)	Meter Reading (dBuV)	Pre-amplifier (dB)	Cable Loss (dB)	Antenna Factor (dB)	Emission Level (dBuV/m)	Limits (dBuV/m)	Margin (dB)	Detector Type
High Channel:5240MHz									
V	10480	55.46	30.55	5.77	24.66	55.34	74.00	-18.66	PK
V	10480	41.72	30.55	5.77	24.66	41.60	54.00	-12.40	AV
V	15720	52.77	30.33	6.32	24.55	53.31	74.00	-20.69	PK
V	15720	41.72	30.33	6.32	24.55	42.26	54.00	-11.74	AV
V	20960	50.93	30.85	7.45	24.69	52.22	74.00	-21.78	PK
V	20960	38.87	30.85	7.45	24.69	40.16	54.00	-13.84	AV
H	10480	55.52	30.55	5.77	24.66	55.40	74.00	-18.60	PK
H	10480	41.23	30.55	5.77	24.66	41.11	54.00	-12.89	AV
H	15720	52.29	30.33	6.32	24.55	52.83	74.00	-21.17	PK
H	15720	40.14	30.33	6.32	24.55	40.68	54.00	-13.32	AV
H	20960	51.05	30.85	7.45	24.69	52.34	74.00	-21.66	PK
H	20960	40.24	30.85	7.45	24.69	41.53	54.00	-12.47	AV

Polar (H/V)	Frequency (MHz)	Meter Reading (dBuV)	Pre-amplifier (dB)	Cable Loss (dB)	Antenna Factor (dB)	Emission Level (dBuV/m)	Limits (dBuV/m)	Margin (dB)	Detector Type
High Channel:5745MHz									
V	11490	56.43	30.55	5.77	24.66	56.31	74.00	-17.69	PK
V	11490	41.48	30.55	5.77	24.66	41.36	54.00	-12.64	AV
V	17235	52.24	30.33	6.32	24.55	52.78	74.00	-21.22	PK
V	17235	39.52	30.33	6.32	24.55	40.06	54.00	-13.94	AV
V	22980	50.69	30.85	7.45	24.69	51.98	74.00	-22.02	PK
V	22980	41.54	30.85	7.45	24.69	42.83	54.00	-11.17	AV
H	11490	57.58	30.55	5.77	24.66	57.46	74.00	-16.54	PK
H	11490	42.13	30.55	5.77	24.66	42.01	54.00	-11.99	AV
H	17235	52.76	30.33	6.32	24.55	53.30	74.00	-20.70	PK
H	17235	41.65	30.33	6.32	24.55	42.19	54.00	-11.81	AV
H	22980	51.50	30.85	7.45	24.69	52.79	74.00	-21.21	PK
H	22980	41.08	30.85	7.45	24.69	42.37	54.00	-11.63	AV

Polar (H/V)	Frequency (MHz)	Meter Reading (dBuV)	Pre-amplifier (dB)	Cable Loss (dB)	Antenna Factor (dB)	Emission Level (dBuV/m)	Limits (dBuV/m)	Margin (dB)	Detector Type
High Channel:5785MHz									
V	11570	57.01	30.55	5.77	24.66	56.89	74.00	-17.11	PK
V	11570	41.54	30.55	5.77	24.66	41.42	54.00	-12.58	AV
V	17355	51.97	30.33	6.32	24.55	52.51	74.00	-21.49	PK
V	17355	40.98	30.33	6.32	24.55	41.52	54.00	-12.48	AV
V	23140	49.06	30.85	7.45	24.69	50.35	74.00	-23.65	PK
V	23140	41.38	30.85	7.45	24.69	42.67	54.00	-11.33	AV
H	11570	55.13	30.55	5.77	24.66	55.01	74.00	-18.99	PK
H	11570	41.14	30.55	5.77	24.66	41.02	54.00	-12.98	AV
H	17355	53.51	30.33	6.32	24.55	54.05	74.00	-19.95	PK
H	17355	41.35	30.33	6.32	24.55	41.89	54.00	-12.11	AV
H	23140	51.49	30.85	7.45	24.69	52.78	74.00	-21.22	PK
H	23140	39.08	30.85	7.45	24.69	40.37	54.00	-13.63	AV

Polar (H/V)	Frequency (MHz)	Meter Reading (dBuV)	Pre-amplifier (dB)	Cable Loss (dB)	Antenna Factor (dB)	Emission Level (dBuV/m)	Limits (dBuV/m)	Margin (dB)	Detector Type
High Channel:5825MHz									
V	11650	56.09	30.55	5.77	24.66	55.97	74.00	-18.03	PK
V	11650	41.12	30.55	5.77	24.66	41.00	54.00	-13.00	AV
V	17475	52.34	30.33	6.32	24.55	52.88	74.00	-21.12	PK
V	17475	40.45	30.33	6.32	24.55	40.99	54.00	-13.01	AV
V	23300	49.34	30.85	7.45	24.69	50.63	74.00	-23.37	PK
V	23300	40.96	30.85	7.45	24.69	42.25	54.00	-11.75	AV
H	11650	55.98	30.55	5.77	24.66	55.86	74.00	-18.14	PK
H	11650	41.83	30.55	5.77	24.66	41.71	54.00	-12.29	AV
H	17475	53.37	30.33	6.32	24.55	53.91	74.00	-20.09	PK
H	17475	40.19	30.33	6.32	24.55	40.73	54.00	-13.27	AV
H	23300	50.78	30.85	7.45	24.69	52.07	74.00	-21.93	PK
H	23300	40.27	30.85	7.45	24.69	41.56	54.00	-12.44	AV

ANT2-802.11n20

Polar (H/V)	Frequency (MHz)	Meter Reading (dBuV)	Pre-amplifier (dB)	Cable Loss (dB)	Antenna Factor (dB)	Emission Level (dBuV/m)	Limits (dBuV/m)	Margin (dB)	Detector Type
Low Channel:5180MHz									
V	10360	55.44	30.55	5.77	24.66	55.32	74.00	-18.68	PK
V	10360	41.38	30.55	5.77	24.66	41.26	54.00	-12.74	AV
V	15540	52.12	30.33	6.32	24.55	52.66	74.00	-21.34	PK
V	15540	40.56	30.33	6.32	24.55	41.10	54.00	-12.90	AV
V	20720	50.17	30.85	7.45	24.69	51.46	74.00	-22.54	PK
V	20720	39.23	30.85	7.45	24.69	40.52	54.00	-13.48	AV
H	10360	56.69	30.55	5.77	24.66	56.57	74.00	-17.43	PK
H	10360	40.40	30.55	5.77	24.66	40.28	54.00	-13.72	AV
H	15540	51.81	30.33	6.32	24.55	52.35	74.00	-21.65	PK
H	15540	41.65	30.33	6.32	24.55	42.19	54.00	-11.81	AV
H	20720	50.00	30.85	7.45	24.69	51.29	74.00	-22.71	PK
H	20720	41.32	30.85	7.45	24.69	42.61	54.00	-11.39	AV

Polar (H/V)	Frequency (MHz)	Meter Reading (dBuV)	Pre-amplifier (dB)	Cable Loss (dB)	Antenna Factor (dB)	Emission Level (dBuV/m)	Limits (dBuV/m)	Margin (dB)	Detector Type
Middle Channel:5200MHz									
V	10400	55.24	30.55	5.77	24.66	55.12	74.00	-18.88	PK
V	10400	41.33	30.55	5.77	24.66	41.21	54.00	-12.79	AV
V	15600	52.45	30.33	6.32	24.55	52.99	74.00	-21.01	PK
V	15600	41.08	30.33	6.32	24.55	41.62	54.00	-12.38	AV
V	20800	50.58	30.85	7.45	24.69	51.87	74.00	-22.13	PK
V	20800	39.88	30.85	7.45	24.69	41.17	54.00	-12.83	AV
H	10400	56.46	30.55	5.77	24.66	56.34	74.00	-17.66	PK
H	10400	40.69	30.55	5.77	24.66	40.57	54.00	-13.43	AV
H	15600	52.85	30.33	6.32	24.55	53.39	74.00	-20.61	PK
H	15600	41.71	30.33	6.32	24.55	42.25	54.00	-11.75	AV
H	20800	49.59	30.85	7.45	24.69	50.88	74.00	-23.12	PK
H	20800	41.06	30.85	7.45	24.69	42.35	54.00	-11.65	AV

Polar (H/V)	Frequency (MHz)	Meter Reading (dBuV)	Pre-amplifier (dB)	Cable Loss (dB)	Antenna Factor (dB)	Emission Level (dBuV/m)	Limits (dBuV/m)	Margin (dB)	Detector Type
High Channel:5240MHz									
V	10480	56.59	30.55	5.77	24.66	56.47	74.00	-17.53	PK
V	10480	39.18	30.55	5.77	24.66	39.06	54.00	-14.94	AV
V	15720	53.26	30.33	6.32	24.55	53.80	74.00	-20.20	PK
V	15720	41.29	30.33	6.32	24.55	41.83	54.00	-12.17	AV
V	20960	49.10	30.85	7.45	24.69	50.39	74.00	-23.61	PK
V	20960	40.41	30.85	7.45	24.69	41.70	54.00	-12.30	AV
H	10480	57.25	30.55	5.77	24.66	57.13	74.00	-16.87	PK
H	10480	40.95	30.55	5.77	24.66	40.83	54.00	-13.17	AV
H	15720	53.55	30.33	6.32	24.55	54.09	74.00	-19.91	PK
H	15720	40.10	30.33	6.32	24.55	40.64	54.00	-13.36	AV
H	20960	49.50	30.85	7.45	24.69	50.79	74.00	-23.21	PK
H	20960	39.51	30.85	7.45	24.69	40.80	54.00	-13.20	AV

Polar (H/V)	Frequency (MHz)	Meter Reading (dBuV)	Pre-amplifier (dB)	Cable Loss (dB)	Antenna Factor (dB)	Emission Level (dBuV/m)	Limits (dBuV/m)	Margin (dB)	Detector Type
High Channel:5745MHz									
V	11490	57.37	30.55	5.77	24.66	57.25	74.00	-16.75	PK
V	11490	40.91	30.55	5.77	24.66	40.79	54.00	-13.21	AV
V	17235	53.29	30.33	6.32	24.55	53.83	74.00	-20.17	PK
V	17235	39.43	30.33	6.32	24.55	39.97	54.00	-14.03	AV
V	22980	51.47	30.85	7.45	24.69	52.76	74.00	-21.24	PK
V	22980	40.22	30.85	7.45	24.69	41.51	54.00	-12.49	AV
H	11490	57.36	30.55	5.77	24.66	57.24	74.00	-16.76	PK
H	11490	42.31	30.55	5.77	24.66	42.19	54.00	-11.81	AV
H	17235	52.13	30.33	6.32	24.55	52.67	74.00	-21.33	PK
H	17235	40.38	30.33	6.32	24.55	40.92	54.00	-13.08	AV
H	22980	51.24	30.85	7.45	24.69	52.53	74.00	-21.47	PK
H	22980	40.45	30.85	7.45	24.69	41.74	54.00	-12.26	AV

Polar (H/V)	Frequency (MHz)	Meter Reading (dBuV)	Pre-amplifier (dB)	Cable Loss (dB)	Antenna Factor (dB)	Emission Level (dBuV/m)	Limits (dBuV/m)	Margin (dB)	Detector Type
High Channel:5785MHz									
V	11570	56.75	30.55	5.77	24.66	56.63	74.00	-17.37	PK
V	11570	41.06	30.55	5.77	24.66	40.94	54.00	-13.06	AV
V	17355	52.55	30.33	6.32	24.55	53.09	74.00	-20.91	PK
V	17355	39.90	30.33	6.32	24.55	40.44	54.00	-13.56	AV
V	23140	51.28	30.85	7.45	24.69	52.57	74.00	-21.43	PK
V	23140	38.84	30.85	7.45	24.69	40.13	54.00	-13.87	AV
H	11570	54.97	30.55	5.77	24.66	54.85	74.00	-19.15	PK
H	11570	40.86	30.55	5.77	24.66	40.74	54.00	-13.26	AV
H	17355	53.49	30.33	6.32	24.55	54.03	74.00	-19.97	PK
H	17355	40.23	30.33	6.32	24.55	40.77	54.00	-13.23	AV
H	23140	49.98	30.85	7.45	24.69	51.27	74.00	-22.73	PK
H	23140	40.48	30.85	7.45	24.69	41.77	54.00	-12.23	AV

Polar (H/V)	Frequency (MHz)	Meter Reading (dBuV)	Pre-amplifier (dB)	Cable Loss (dB)	Antenna Factor (dB)	Emission Level (dBuV/m)	Limits (dBuV/m)	Margin (dB)	Detector Type
High Channel:5825MHz									
V	11650	57.69	30.55	5.77	24.66	57.57	74.00	-16.43	PK
V	11650	39.35	30.55	5.77	24.66	39.23	54.00	-14.77	AV
V	17475	52.25	30.33	6.32	24.55	52.79	74.00	-21.21	PK
V	17475	39.07	30.33	6.32	24.55	39.61	54.00	-14.39	AV
V	23300	49.76	30.85	7.45	24.69	51.05	74.00	-22.95	PK
V	23300	40.53	30.85	7.45	24.69	41.82	54.00	-12.18	AV
H	11650	56.87	30.55	5.77	24.66	56.75	74.00	-17.25	PK
H	11650	40.09	30.55	5.77	24.66	39.97	54.00	-14.03	AV
H	17475	52.91	30.33	6.32	24.55	53.45	74.00	-20.55	PK
H	17475	39.46	30.33	6.32	24.55	40.00	54.00	-14.00	AV
H	23300	51.36	30.85	7.45	24.69	52.65	74.00	-21.35	PK
H	23300	39.71	30.85	7.45	24.69	41.00	54.00	-13.00	AV

ANT2-802.11n40

Polar (H/V)	Frequency (MHz)	Meter Reading (dBuV)	Pre-amplifier (dB)	Cable Loss (dB)	Antenna Factor (dB)	Emission Level (dBuV/m)	Limits (dBuV/m)	Margin (dB)	Detector Type
Low Channel:5190MHz									
V	10360	55.65	30.55	5.77	24.66	55.53	74.00	-18.47	PK
V	10360	40.72	30.55	5.77	24.66	40.60	54.00	-13.40	AV
V	15540	52.36	30.33	6.32	24.55	52.90	74.00	-21.10	PK
V	15540	40.15	30.33	6.32	24.55	40.69	54.00	-13.31	AV
V	20720	49.33	30.85	7.45	24.69	50.62	74.00	-23.38	PK
V	20720	39.62	30.85	7.45	24.69	40.91	54.00	-13.09	AV
H	10360	57.29	30.55	5.77	24.66	57.17	74.00	-16.83	PK
H	10360	40.33	30.55	5.77	24.66	40.21	54.00	-13.79	AV
H	15540	53.28	30.33	6.32	24.55	53.82	74.00	-20.18	PK
H	15540	40.16	30.33	6.32	24.55	40.70	54.00	-13.30	AV
H	20720	50.62	30.85	7.45	24.69	51.91	74.00	-22.09	PK
H	20720	39.81	30.85	7.45	24.69	41.10	54.00	-12.90	AV

Polar (H/V)	Frequency (MHz)	Meter Reading (dBuV)	Pre-amplifier (dB)	Cable Loss (dB)	Antenna Factor (dB)	Emission Level (dBuV/m)	Limits (dBuV/m)	Margin (dB)	Detector Type
Middle Channel:5230MHz									
V	10460	56.93	30.55	5.77	24.66	56.81	74.00	-17.19	PK
V	10460	41.32	30.55	5.77	24.66	41.20	54.00	-12.80	AV
V	15690	52.55	30.33	6.32	24.55	53.09	74.00	-20.91	PK
V	15690	39.73	30.33	6.32	24.55	40.27	54.00	-13.73	AV
V	20920	50.41	30.85	7.45	24.69	51.70	74.00	-22.30	PK
V	20920	39.06	30.85	7.45	24.69	40.35	54.00	-13.65	AV
H	10460	55.95	30.55	5.77	24.66	55.83	74.00	-18.17	PK
H	10460	42.26	30.55	5.77	24.66	42.14	54.00	-11.86	AV
H	15690	51.88	30.33	6.32	24.55	52.42	74.00	-21.58	PK
H	15690	41.69	30.33	6.32	24.55	42.23	54.00	-11.77	AV
H	20920	49.74	30.85	7.45	24.69	51.03	74.00	-22.97	PK
H	20920	38.89	30.85	7.45	24.69	40.18	54.00	-13.82	AV

Polar (H/V)	Frequency (MHz)	Meter Reading (dBuV)	Pre-amplifier (dB)	Cable Loss (dB)	Antenna Factor (dB)	Emission Level (dBuV/m)	Limits (dBuV/m)	Margin (dB)	Detector Type
High Channel:5755MHz									
V	11510	55.39	30.55	5.77	24.66	55.27	74.00	-18.73	PK
V	11510	39.57	30.55	5.77	24.66	39.45	54.00	-14.55	AV
V	17265	52.50	30.33	6.32	24.55	53.04	74.00	-20.96	PK
V	17265	39.01	30.33	6.32	24.55	39.55	54.00	-14.45	AV
V	23020	51.22	30.85	7.45	24.69	52.51	74.00	-21.49	PK
V	23020	41.35	30.85	7.45	24.69	42.64	54.00	-11.36	AV
H	11510	54.98	30.55	5.77	24.66	54.86	74.00	-19.14	PK
H	11510	41.38	30.55	5.77	24.66	41.26	54.00	-12.74	AV
H	17265	52.32	30.33	6.32	24.55	52.86	74.00	-21.14	PK
H	17265	40.61	30.33	6.32	24.55	41.15	54.00	-12.85	AV
H	23020	50.38	30.85	7.45	24.69	51.67	74.00	-22.33	PK
H	23020	40.93	30.85	7.45	24.69	42.22	54.00	-11.78	AV

Polar (H/V)	Frequency (MHz)	Meter Reading (dBuV)	Pre-amplifier (dB)	Cable Loss (dB)	Antenna Factor (dB)	Emission Level (dBuV/m)	Limits (dBuV/m)	Margin (dB)	Detector Type
High Channel:5795MHz									
V	11590	56.85	30.55	5.77	24.66	56.73	74.00	-17.27	PK
V	11590	41.11	30.55	5.77	24.66	40.99	54.00	-13.01	AV
V	17385	53.34	30.33	6.32	24.55	53.88	74.00	-20.12	PK
V	17385	39.33	30.33	6.32	24.55	39.87	54.00	-14.13	AV
V	23180	49.85	30.85	7.45	24.69	51.14	74.00	-22.86	PK
V	23180	39.86	30.85	7.45	24.69	41.15	54.00	-12.85	AV
H	11590	55.72	30.55	5.77	24.66	55.60	74.00	-18.40	PK
H	11590	42.68	30.55	5.77	24.66	42.56	54.00	-11.44	AV
H	17385	51.93	30.33	6.32	24.55	52.47	74.00	-21.53	PK
H	17385	40.79	30.33	6.32	24.55	41.33	54.00	-12.67	AV
H	23180	50.72	30.85	7.45	24.69	52.01	74.00	-21.99	PK
H	23180	39.96	30.85	7.45	24.69	41.25	54.00	-12.75	AV

Remark:
1. Emission Level = Meter Reading + Antenna Factor + Cable Loss – Pre-amplifier,
Margin= Emission Level - Limit
2. If peak below the average limit, the average emission was no test.
3. The amplitude of spurious emissions which are attenuated by more than 20dB below the permissible value has no need to be reported.

ANT2--802.11ac20

Polar (H/V)	Frequency (MHz)	Meter Reading (dBuV)	Pre-amplifier (dB)	Cable Loss (dB)	Antenna Factor (dB)	Emission Level (dBuV/m)	Limits (dBuV/m)	Margin (dB)	Detector Type
Low Channel:5180MHz									
V	10360	56.19	30.55	5.77	24.66	56.07	74.00	-17.93	PK
V	10360	40.33	30.55	5.77	24.66	40.21	54.00	-13.79	AV
V	15540	52.86	30.33	6.32	24.55	53.40	74.00	-20.60	PK
V	15540	38.87	30.33	6.32	24.55	39.41	54.00	-14.59	AV
V	20720	50.53	30.85	7.45	24.69	51.82	74.00	-22.18	PK
V	20720	41.47	30.85	7.45	24.69	42.76	54.00	-11.24	AV
H	10360	56.94	30.55	5.77	24.66	56.82	74.00	-17.18	PK
H	10360	42.43	30.55	5.77	24.66	42.31	54.00	-11.69	AV
H	15540	52.62	30.33	6.32	24.55	53.16	74.00	-20.84	PK
H	15540	41.49	30.33	6.32	24.55	42.03	54.00	-11.97	AV
H	20720	49.07	30.85	7.45	24.69	50.36	74.00	-23.64	PK
H	20720	39.43	30.85	7.45	24.69	40.72	54.00	-13.28	AV

Polar (H/V)	Frequency (MHz)	Meter Reading (dBuV)	Pre-amplifier (dB)	Cable Loss (dB)	Antenna Factor (dB)	Emission Level (dBuV/m)	Limits (dBuV/m)	Margin (dB)	Detector Type
Middle Channel:5200MHz									
V	10400	56.04	30.55	5.77	24.66	55.92	74.00	-18.08	PK
V	10400	41.58	30.55	5.77	24.66	41.46	54.00	-12.54	AV
V	15600	52.74	30.33	6.32	24.55	53.28	74.00	-20.72	PK
V	15600	39.97	30.33	6.32	24.55	40.51	54.00	-13.49	AV
V	20800	51.09	30.85	7.45	24.69	52.38	74.00	-21.62	PK
V	20800	41.09	30.85	7.45	24.69	42.38	54.00	-11.62	AV
H	10400	56.14	30.55	5.77	24.66	56.02	74.00	-17.98	PK
H	10400	40.50	30.55	5.77	24.66	40.38	54.00	-13.62	AV
H	15600	52.31	30.33	6.32	24.55	52.85	74.00	-21.15	PK
H	15600	38.83	30.33	6.32	24.55	39.37	54.00	-14.63	AV
H	20800	51.25	30.85	7.45	24.69	52.54	74.00	-21.46	PK
H	20800	40.28	30.85	7.45	24.69	41.57	54.00	-12.43	AV

Polar (H/V)	Frequency (MHz)	Meter Reading (dBuV)	Pre-amplifier (dB)	Cable Loss (dB)	Antenna Factor (dB)	Emission Level (dBuV/m)	Limits (dBuV/m)	Margin (dB)	Detector Type
High Channel:5240MHz									
V	10480	57.04	30.55	5.77	24.66	56.92	74.00	-17.08	PK
V	10480	39.93	30.55	5.77	24.66	39.81	54.00	-14.19	AV
V	15720	53.02	30.33	6.32	24.55	53.56	74.00	-20.44	PK
V	15720	39.39	30.33	6.32	24.55	39.93	54.00	-14.07	AV
V	20960	49.28	30.85	7.45	24.69	50.57	74.00	-23.43	PK
V	20960	41.15	30.85	7.45	24.69	42.44	54.00	-11.56	AV
H	10480	55.07	30.55	5.77	24.66	54.95	74.00	-19.05	PK
H	10480	40.40	30.55	5.77	24.66	40.28	54.00	-13.72	AV
H	15720	53.32	30.33	6.32	24.55	53.86	74.00	-20.14	PK
H	15720	39.99	30.33	6.32	24.55	40.53	54.00	-13.47	AV
H	20960	49.69	30.85	7.45	24.69	50.98	74.00	-23.02	PK
H	20960	40.87	30.85	7.45	24.69	42.16	54.00	-11.84	AV

Polar (H/V)	Frequency (MHz)	Meter Reading (dBuV)	Pre-amplifier (dB)	Cable Loss (dB)	Antenna Factor (dB)	Emission Level (dBuV/m)	Limits (dBuV/m)	Margin (dB)	Detector Type
High Channel:5745MHz									
V	11490	57.23	30.55	5.77	24.66	57.11	74.00	-16.89	PK
V	11490	41.64	30.55	5.77	24.66	41.52	54.00	-12.48	AV
V	17235	53.71	30.33	6.32	24.55	54.25	74.00	-19.75	PK
V	17235	39.38	30.33	6.32	24.55	39.92	54.00	-14.08	AV
V	22980	49.03	30.85	7.45	24.69	50.32	74.00	-23.68	PK
V	22980	40.76	30.85	7.45	24.69	42.05	54.00	-11.95	AV
H	11490	57.49	30.55	5.77	24.66	57.37	74.00	-16.63	PK
H	11490	41.38	30.55	5.77	24.66	41.26	54.00	-12.74	AV
H	17235	53.18	30.33	6.32	24.55	53.72	74.00	-20.28	PK
H	17235	39.21	30.33	6.32	24.55	39.75	54.00	-14.25	AV
H	22980	48.97	30.85	7.45	24.69	50.26	74.00	-23.74	PK
H	22980	41.36	30.85	7.45	24.69	42.65	54.00	-11.35	AV

Polar (H/V)	Frequency (MHz)	Meter Reading (dBuV)	Pre-amplifier (dB)	Cable Loss (dB)	Antenna Factor (dB)	Emission Level (dBuV/m)	Limits (dBuV/m)	Margin (dB)	Detector Type
High Channel:5785MHz									
V	11570	56.88	30.55	5.77	24.66	56.76	74.00	-17.24	PK
V	11570	40.10	30.55	5.77	24.66	39.98	54.00	-14.02	AV
V	17355	53.37	30.33	6.32	24.55	53.91	74.00	-20.09	PK
V	17355	39.88	30.33	6.32	24.55	40.42	54.00	-13.58	AV
V	23140	51.75	30.85	7.45	24.69	53.04	74.00	-20.96	PK
V	23140	41.14	30.85	7.45	24.69	42.43	54.00	-11.57	AV
H	11570	57.45	30.55	5.77	24.66	57.33	74.00	-16.67	PK
H	11570	42.16	30.55	5.77	24.66	42.04	54.00	-11.96	AV
H	17355	51.90	30.33	6.32	24.55	52.44	74.00	-21.56	PK
H	17355	40.00	30.33	6.32	24.55	40.54	54.00	-13.46	AV
H	23140	50.07	30.85	7.45	24.69	51.36	74.00	-22.64	PK
H	23140	38.82	30.85	7.45	24.69	40.11	54.00	-13.89	AV

Polar (H/V)	Frequency (MHz)	Meter Reading (dBuV)	Pre-amplifier (dB)	Cable Loss (dB)	Antenna Factor (dB)	Emission Level (dBuV/m)	Limits (dBuV/m)	Margin (dB)	Detector Type
High Channel:5825MHz									
V	11650	56.20	30.55	5.77	24.66	56.08	74.00	-17.92	PK
V	11650	41.05	30.55	5.77	24.66	40.93	54.00	-13.07	AV
V	17475	53.23	30.33	6.32	24.55	53.77	74.00	-20.23	PK
V	17475	39.92	30.33	6.32	24.55	40.46	54.00	-13.54	AV
V	23300	49.48	30.85	7.45	24.69	50.77	74.00	-23.23	PK
V	23300	40.22	30.85	7.45	24.69	41.51	54.00	-12.49	AV
H	11650	55.44	30.55	5.77	24.66	55.32	74.00	-18.68	PK
H	11650	41.96	30.55	5.77	24.66	41.84	54.00	-12.16	AV
H	17475	52.71	30.33	6.32	24.55	53.25	74.00	-20.75	PK
H	17475	40.17	30.33	6.32	24.55	40.71	54.00	-13.29	AV
H	23300	49.46	30.85	7.45	24.69	50.75	74.00	-23.25	PK
H	23300	40.71	30.85	7.45	24.69	42.00	54.00	-12.00	AV

ANT2-802.11ac40

Polar (H/V)	Frequency (MHz)	Meter Reading (dBuV)	Pre-amplifier (dB)	Cable Loss (dB)	Antenna Factor (dB)	Emission Level (dBuV/m)	Limits (dBuV/m)	Margin (dB)	Detector Type
Low Channel:5190MHz									
V	10360	55.73	30.55	5.77	24.66	55.61	74.00	-18.39	PK
V	10360	40.94	30.55	5.77	24.66	40.82	54.00	-13.18	AV
V	15540	53.43	30.33	6.32	24.55	53.97	74.00	-20.03	PK
V	15540	38.94	30.33	6.32	24.55	39.48	54.00	-14.52	AV
V	20720	50.25	30.85	7.45	24.69	51.54	74.00	-22.46	PK
V	20720	39.09	30.85	7.45	24.69	40.38	54.00	-13.62	AV
H	10360	55.74	30.55	5.77	24.66	55.62	74.00	-18.38	PK
H	10360	42.27	30.55	5.77	24.66	42.15	54.00	-11.85	AV
H	15540	53.10	30.33	6.32	24.55	53.64	74.00	-20.36	PK
H	15540	40.60	30.33	6.32	24.55	41.14	54.00	-12.86	AV
H	20720	51.65	30.85	7.45	24.69	52.94	74.00	-21.06	PK
H	20720	38.91	30.85	7.45	24.69	40.20	54.00	-13.80	AV

Polar (H/V)	Frequency (MHz)	Meter Reading (dBuV)	Pre-amplifier (dB)	Cable Loss (dB)	Antenna Factor (dB)	Emission Level (dBuV/m)	Limits (dBuV/m)	Margin (dB)	Detector Type
Middle Channel:5230MHz									
V	10460	57.10	30.55	5.77	24.66	56.98	74.00	-17.02	PK
V	10460	39.75	30.55	5.77	24.66	39.63	54.00	-14.37	AV
V	15690	52.72	30.33	6.32	24.55	53.26	74.00	-20.74	PK
V	15690	38.89	30.33	6.32	24.55	39.43	54.00	-14.57	AV
V	20920	49.91	30.85	7.45	24.69	51.20	74.00	-22.80	PK
V	20920	39.85	30.85	7.45	24.69	41.14	54.00	-12.86	AV
H	10460	55.70	30.55	5.77	24.66	55.58	74.00	-18.42	PK
H	10460	40.49	30.55	5.77	24.66	40.37	54.00	-13.63	AV
H	15690	52.36	30.33	6.32	24.55	52.90	74.00	-21.10	PK
H	15690	41.09	30.33	6.32	24.55	41.63	54.00	-12.37	AV
H	20920	49.34	30.85	7.45	24.69	50.63	74.00	-23.37	PK
H	20920	40.04	30.85	7.45	24.69	41.33	54.00	-12.67	AV

Polar (H/V)	Frequency (MHz)	Meter Reading (dBuV)	Pre-amplifier (dB)	Cable Loss (dB)	Antenna Factor (dB)	Emission Level (dBuV/m)	Limits (dBuV/m)	Margin (dB)	Detector Type
High Channel:5755MHz									
V	11510	57.29	30.55	5.77	24.66	57.17	74.00	-16.83	PK
V	11510	41.04	30.55	5.77	24.66	40.92	54.00	-13.08	AV
V	17265	51.99	30.33	6.32	24.55	52.53	74.00	-21.47	PK
V	17265	41.24	30.33	6.32	24.55	41.78	54.00	-12.22	AV
V	23020	50.77	30.85	7.45	24.69	52.06	74.00	-21.94	PK
V	23020	39.40	30.85	7.45	24.69	40.69	54.00	-13.31	AV
H	11510	54.78	30.55	5.77	24.66	54.66	74.00	-19.34	PK
H	11510	40.85	30.55	5.77	24.66	40.73	54.00	-13.27	AV
H	17265	52.84	30.33	6.32	24.55	53.38	74.00	-20.62	PK
H	17265	40.72	30.33	6.32	24.55	41.26	54.00	-12.74	AV
H	23020	51.01	30.85	7.45	24.69	52.30	74.00	-21.70	PK
H	23020	39.29	30.85	7.45	24.69	40.58	54.00	-13.42	AV

Polar (H/V)	Frequency	Meter Reading	Pre-amplifier	Cable Loss	Antenna Factor	Emission Level	Limits	Margin	Detector Type
	(MHz)	(dBuV)	(dB)	(dB)	(dB)	(dBuV/m)	(dBuV/m)	(dB)	
High Channel:5795MHz									
V	11510	56.62	30.55	5.77	24.66	56.50	74.00	-17.50	PK
V	11510	40.73	30.55	5.77	24.66	40.61	54.00	-13.39	AV
V	17265	51.79	30.33	6.32	24.55	52.33	74.00	-21.67	PK
V	17265	40.22	30.33	6.32	24.55	40.76	54.00	-13.24	AV
V	23020	50.98	30.85	7.45	24.69	52.27	74.00	-21.73	PK
V	23020	39.79	30.85	7.45	24.69	41.08	54.00	-12.92	AV
H	11510	55.07	30.55	5.77	24.66	54.95	74.00	-19.05	PK
H	11510	42.47	30.55	5.77	24.66	42.35	54.00	-11.65	AV
H	17265	52.97	30.33	6.32	24.55	53.51	74.00	-20.49	PK
H	17265	40.06	30.33	6.32	24.55	40.60	54.00	-13.40	AV
H	23020	51.17	30.85	7.45	24.69	52.46	74.00	-21.54	PK
H	23020	40.70	30.85	7.45	24.69	41.99	54.00	-12.01	AV

ANT2-802.11ac80

Polar (H/V)	Frequency	Meter Reading	Pre-amplifier	Cable Loss	Antenna Factor	Emission Level	Limits	Margin	Detector Type
	(MHz)	(dBuV)	(dB)	(dB)	(dB)	(dBuV/m)	(dBuV/m)	(dB)	
5210MHz									
V	10420	56.76	30.55	5.77	24.66	56.64	74.00	-17.36	PK
V	10420	41.03	30.55	5.77	24.66	40.91	54.00	-13.09	AV
V	15630	53.59	30.33	6.32	24.55	54.13	74.00	-19.87	PK
V	15630	41.52	30.33	6.32	24.55	42.06	54.00	-11.94	AV
V	20840	51.03	30.85	7.45	24.69	52.32	74.00	-21.68	PK
V	20840	38.98	30.85	7.45	24.69	40.27	54.00	-13.73	AV
H	10420	55.63	30.55	5.77	24.66	55.51	74.00	-18.49	PK
H	10420	40.90	30.55	5.77	24.66	40.78	54.00	-13.22	AV
H	15630	52.29	30.33	6.32	24.55	52.83	74.00	-21.17	PK
H	15630	40.66	30.33	6.32	24.55	41.20	54.00	-12.80	AV
H	20840	51.29	30.85	7.45	24.69	52.58	74.00	-21.42	PK
H	20840	41.54	30.85	7.45	24.69	42.83	54.00	-11.17	AV

Polar (H/V)	Frequency	Meter Reading	Pre-amplifier	Cable Loss	Antenna Factor	Emission Level	Limits	Margin	Detector Type
	(MHz)	(dBuV)	(dB)	(dB)	(dB)	(dBuV/m)	(dBuV/m)	(dB)	
High Channel:5775MHz									
V	11550	56.25	30.55	5.77	24.66	56.13	74.00	-17.87	PK
V	11550	39.87	30.55	5.77	24.66	39.75	54.00	-14.25	AV
V	17325	53.29	30.33	6.32	24.55	53.83	74.00	-20.17	PK
V	17325	39.05	30.33	6.32	24.55	39.59	54.00	-14.41	AV
V	23100	49.40	30.85	7.45	24.69	50.69	74.00	-23.31	PK
V	23100	40.75	30.85	7.45	24.69	42.04	54.00	-11.96	AV
H	11550	55.05	30.55	5.77	24.66	54.93	74.00	-19.07	PK
H	11550	39.83	30.55	5.77	24.66	39.71	54.00	-14.29	AV
H	17325	52.09	30.33	6.32	24.55	52.63	74.00	-21.37	PK
H	17325	40.68	30.33	6.32	24.55	41.22	54.00	-12.78	AV
H	23100	51.32	30.85	7.45	24.69	52.61	74.00	-21.39	PK
H	23100	39.43	30.85	7.45	24.69	40.72	54.00	-13.28	AV

ANT2--802.11ax20

Polar (H/V)	Frequency (MHz)	Meter Reading (dBuV)	Pre-amplifier (dB)	Cable Loss (dB)	Antenna Factor (dB)	Emission Level (dBuV/m)	Limits (dBuV/m)	Margin (dB)	Detector Type
Low Channel:5180MHz									
V	10360	56.59	30.55	5.77	24.66	56.47	74.00	-17.53	PK
V	10360	40.63	30.55	5.77	24.66	40.51	54.00	-13.49	AV
V	15540	53.41	30.33	6.32	24.55	53.95	74.00	-20.05	PK
V	15540	40.29	30.33	6.32	24.55	40.83	54.00	-13.17	AV
V	20720	50.97	30.85	7.45	24.69	52.26	74.00	-21.74	PK
V	20720	39.30	30.85	7.45	24.69	40.59	54.00	-13.41	AV
H	10360	54.86	30.55	5.77	24.66	54.74	74.00	-19.26	PK
H	10360	40.49	30.55	5.77	24.66	40.37	54.00	-13.63	AV
H	15540	53.34	30.33	6.32	24.55	53.88	74.00	-20.12	PK
H	15540	39.68	30.33	6.32	24.55	40.22	54.00	-13.78	AV
H	20720	50.49	30.85	7.45	24.69	51.78	74.00	-22.22	PK
H	20720	39.69	30.85	7.45	24.69	40.98	54.00	-13.02	AV

Polar (H/V)	Frequency (MHz)	Meter Reading (dBuV)	Pre-amplifier (dB)	Cable Loss (dB)	Antenna Factor (dB)	Emission Level (dBuV/m)	Limits (dBuV/m)	Margin (dB)	Detector Type
Middle Channel:5200MHz									
V	10400	57.45	30.55	5.77	24.66	57.33	74.00	-16.67	PK
V	10400	39.98	30.55	5.77	24.66	39.86	54.00	-14.14	AV
V	15600	52.55	30.33	6.32	24.55	53.09	74.00	-20.91	PK
V	15600	41.23	30.33	6.32	24.55	41.77	54.00	-12.23	AV
V	20800	51.58	30.85	7.45	24.69	52.87	74.00	-21.13	PK
V	20800	41.29	30.85	7.45	24.69	42.58	54.00	-11.42	AV
H	10400	55.20	30.55	5.77	24.66	55.08	74.00	-18.92	PK
H	10400	40.60	30.55	5.77	24.66	40.48	54.00	-13.52	AV
H	15600	52.00	30.33	6.32	24.55	52.54	74.00	-21.46	PK
H	15600	39.13	30.33	6.32	24.55	39.67	54.00	-14.33	AV
H	20800	50.18	30.85	7.45	24.69	51.47	74.00	-22.53	PK
H	20800	39.26	30.85	7.45	24.69	40.55	54.00	-13.45	AV

Polar (H/V)	Frequency (MHz)	Meter Reading (dBuV)	Pre-amplifier (dB)	Cable Loss (dB)	Antenna Factor (dB)	Emission Level (dBuV/m)	Limits (dBuV/m)	Margin (dB)	Detector Type
High Channel:5240MHz									
V	10480	55.59	30.55	5.77	24.66	55.47	74.00	-18.53	PK
V	10480	39.65	30.55	5.77	24.66	39.53	54.00	-14.47	AV
V	15720	53.06	30.33	6.32	24.55	53.60	74.00	-20.40	PK
V	15720	39.62	30.33	6.32	24.55	40.16	54.00	-13.84	AV
V	20960	49.85	30.85	7.45	24.69	51.14	74.00	-22.86	PK
V	20960	39.15	30.85	7.45	24.69	40.44	54.00	-13.56	AV
H	10480	56.00	30.55	5.77	24.66	55.88	74.00	-18.12	PK
H	10480	42.45	30.55	5.77	24.66	42.33	54.00	-11.67	AV
H	15720	52.31	30.33	6.32	24.55	52.85	74.00	-21.15	PK
H	15720	41.39	30.33	6.32	24.55	41.93	54.00	-12.07	AV
H	20960	49.86	30.85	7.45	24.69	51.15	74.00	-22.85	PK
H	20960	41.34	30.85	7.45	24.69	42.63	54.00	-11.37	AV

Polar (H/V)	Frequency (MHz)	Meter Reading (dBuV)	Pre-amplifier (dB)	Cable Loss (dB)	Antenna Factor (dB)	Emission Level (dBuV/m)	Limits (dBuV/m)	Margin (dB)	Detector Type
High Channel:5745MHz									
V	11490	56.28	30.55	5.77	24.66	56.16	74.00	-17.84	PK
V	11490	39.67	30.55	5.77	24.66	39.55	54.00	-14.45	AV
V	17235	53.51	30.33	6.32	24.55	54.05	74.00	-19.95	PK
V	17235	40.90	30.33	6.32	24.55	41.44	54.00	-12.56	AV
V	22980	51.20	30.85	7.45	24.69	52.49	74.00	-21.51	PK
V	22980	38.95	30.85	7.45	24.69	40.24	54.00	-13.76	AV
H	11490	57.55	30.55	5.77	24.66	57.43	74.00	-16.57	PK
H	11490	41.76	30.55	5.77	24.66	41.64	54.00	-12.36	AV
H	17235	52.47	30.33	6.32	24.55	53.01	74.00	-20.99	PK
H	17235	39.60	30.33	6.32	24.55	40.14	54.00	-13.86	AV
H	22980	51.04	30.85	7.45	24.69	52.33	74.00	-21.67	PK
H	22980	40.82	30.85	7.45	24.69	42.11	54.00	-11.89	AV

Polar (H/V)	Frequency (MHz)	Meter Reading (dBuV)	Pre-amplifier (dB)	Cable Loss (dB)	Antenna Factor (dB)	Emission Level (dBuV/m)	Limits (dBuV/m)	Margin (dB)	Detector Type
High Channel:5785MHz									
V	11570	56.69	30.55	5.77	24.66	56.57	74.00	-17.43	PK
V	11570	41.05	30.55	5.77	24.66	40.93	54.00	-13.07	AV
V	17355	53.12	30.33	6.32	24.55	53.66	74.00	-20.34	PK
V	17355	39.63	30.33	6.32	24.55	40.17	54.00	-13.83	AV
V	23140	50.36	30.85	7.45	24.69	51.65	74.00	-22.35	PK
V	23140	38.94	30.85	7.45	24.69	40.23	54.00	-13.77	AV
H	11570	57.16	30.55	5.77	24.66	57.04	74.00	-16.96	PK
H	11570	42.03	30.55	5.77	24.66	41.91	54.00	-12.09	AV
H	17355	52.04	30.33	6.32	24.55	52.58	74.00	-21.42	PK
H	17355	40.24	30.33	6.32	24.55	40.78	54.00	-13.22	AV
H	23140	50.32	30.85	7.45	24.69	51.61	74.00	-22.39	PK
H	23140	41.30	30.85	7.45	24.69	42.59	54.00	-11.41	AV

Polar (H/V)	Frequency (MHz)	Meter Reading (dBuV)	Pre-amplifier (dB)	Cable Loss (dB)	Antenna Factor (dB)	Emission Level (dBuV/m)	Limits (dBuV/m)	Margin (dB)	Detector Type
High Channel:5825MHz									
V	11650	55.96	30.55	5.77	24.66	55.84	74.00	-18.16	PK
V	11650	41.48	30.55	5.77	24.66	41.36	54.00	-12.64	AV
V	17475	52.40	30.33	6.32	24.55	52.94	74.00	-21.06	PK
V	17475	40.54	30.33	6.32	24.55	41.08	54.00	-12.92	AV
V	23300	50.61	30.85	7.45	24.69	51.90	74.00	-22.10	PK
V	23300	40.86	30.85	7.45	24.69	42.15	54.00	-11.85	AV
H	11650	56.48	30.55	5.77	24.66	56.36	74.00	-17.64	PK
H	11650	42.74	30.55	5.77	24.66	42.62	54.00	-11.38	AV
H	17475	51.94	30.33	6.32	24.55	52.48	74.00	-21.52	PK
H	17475	40.81	30.33	6.32	24.55	41.35	54.00	-12.65	AV
H	23300	50.85	30.85	7.45	24.69	52.14	74.00	-21.86	PK
H	23300	40.72	30.85	7.45	24.69	42.01	54.00	-11.99	AV

ANT2-802.11ax40

Polar (H/V)	Frequency (MHz)	Meter Reading (dBuV)	Pre-amplifier (dB)	Cable Loss (dB)	Antenna Factor (dB)	Emission Level (dBuV/m)	Limits (dBuV/m)	Margin (dB)	Detector Type
Low Channel:5190MHz									
V	10360	56.88	30.55	5.77	24.66	56.76	74.00	-17.24	PK
V	10360	39.26	30.55	5.77	24.66	39.14	54.00	-14.86	AV
V	15540	53.26	30.33	6.32	24.55	53.80	74.00	-20.20	PK
V	15540	40.86	30.33	6.32	24.55	41.40	54.00	-12.60	AV
V	20720	50.51	30.85	7.45	24.69	51.80	74.00	-22.20	PK
V	20720	40.03	30.85	7.45	24.69	41.32	54.00	-12.68	AV
H	10360	57.50	30.55	5.77	24.66	57.38	74.00	-16.62	PK
H	10360	39.77	30.55	5.77	24.66	39.65	54.00	-14.35	AV
H	15540	51.92	30.33	6.32	24.55	52.46	74.00	-21.54	PK
H	15540	41.39	30.33	6.32	24.55	41.93	54.00	-12.07	AV
H	20720	50.87	30.85	7.45	24.69	52.16	74.00	-21.84	PK
H	20720	39.18	30.85	7.45	24.69	40.47	54.00	-13.53	AV

Polar (H/V)	Frequency (MHz)	Meter Reading (dBuV)	Pre-amplifier (dB)	Cable Loss (dB)	Antenna Factor (dB)	Emission Level (dBuV/m)	Limits (dBuV/m)	Margin (dB)	Detector Type
Middle Channel:5230MHz									
V	10460	56.97	30.55	5.77	24.66	56.85	74.00	-17.15	PK
V	10460	39.22	30.55	5.77	24.66	39.10	54.00	-14.90	AV
V	15690	53.51	30.33	6.32	24.55	54.05	74.00	-19.95	PK
V	15690	39.58	30.33	6.32	24.55	40.12	54.00	-13.88	AV
V	20920	50.56	30.85	7.45	24.69	51.85	74.00	-22.15	PK
V	20920	39.98	30.85	7.45	24.69	41.27	54.00	-12.73	AV
H	10460	56.22	30.55	5.77	24.66	56.10	74.00	-17.90	PK
H	10460	41.24	30.55	5.77	24.66	41.12	54.00	-12.88	AV
H	15690	52.48	30.33	6.32	24.55	53.02	74.00	-20.98	PK
H	15690	40.08	30.33	6.32	24.55	40.62	54.00	-13.38	AV
H	20920	50.51	30.85	7.45	24.69	51.80	74.00	-22.20	PK
H	20920	38.96	30.85	7.45	24.69	40.25	54.00	-13.75	AV

Polar (H/V)	Frequency (MHz)	Meter Reading (dBuV)	Pre-amplifier (dB)	Cable Loss (dB)	Antenna Factor (dB)	Emission Level (dBuV/m)	Limits (dBuV/m)	Margin (dB)	Detector Type
High Channel:5755MHz									
V	11510	55.23	30.55	5.77	24.66	55.11	74.00	-18.89	PK
V	11510	39.26	30.55	5.77	24.66	39.14	54.00	-14.86	AV
V	17265	52.75	30.33	6.32	24.55	53.29	74.00	-20.71	PK
V	17265	40.75	30.33	6.32	24.55	41.29	54.00	-12.71	AV
V	23020	51.55	30.85	7.45	24.69	52.84	74.00	-21.16	PK
V	23020	41.10	30.85	7.45	24.69	42.39	54.00	-11.61	AV
H	11510	56.09	30.55	5.77	24.66	55.97	74.00	-18.03	PK
H	11510	41.18	30.55	5.77	24.66	41.06	54.00	-12.94	AV
H	17265	52.94	30.33	6.32	24.55	53.48	74.00	-20.52	PK
H	17265	39.25	30.33	6.32	24.55	39.79	54.00	-14.21	AV
H	23020	51.28	30.85	7.45	24.69	52.57	74.00	-21.43	PK
H	23020	38.89	30.85	7.45	24.69	40.18	54.00	-13.82	AV

Polar (H/V)	Frequency	Meter Reading	Pre-amplifier	Cable Loss	Antenna Factor	Emission Level	Limits	Margin	Detector Type
	(MHz)	(dBuV)	(dB)	(dB)	(dB)	(dBuV/m)	(dBuV/m)	(dB)	
High Channel:5795MHz									
V	11510	57.24	30.55	5.77	24.66	57.12	74.00	-16.88	PK
V	11510	41.15	30.55	5.77	24.66	41.03	54.00	-12.97	AV
V	17265	53.32	30.33	6.32	24.55	53.86	74.00	-20.14	PK
V	17265	40.86	30.33	6.32	24.55	41.40	54.00	-12.60	AV
V	23020	48.99	30.85	7.45	24.69	50.28	74.00	-23.72	PK
V	23020	39.23	30.85	7.45	24.69	40.52	54.00	-13.48	AV
H	11510	56.30	30.55	5.77	24.66	56.18	74.00	-17.82	PK
H	11510	41.96	30.55	5.77	24.66	41.84	54.00	-12.16	AV
H	17265	53.73	30.33	6.32	24.55	54.27	74.00	-19.73	PK
H	17265	40.76	30.33	6.32	24.55	41.30	54.00	-12.70	AV
H	23020	49.57	30.85	7.45	24.69	50.86	74.00	-23.14	PK
H	23020	39.60	30.85	7.45	24.69	40.89	54.00	-13.11	AV

ANT2-802.11ax80

Polar (H/V)	Frequency	Meter Reading	Pre-amplifier	Cable Loss	Antenna Factor	Emission Level	Limits	Margin	Detector Type
	(MHz)	(dBuV)	(dB)	(dB)	(dB)	(dBuV/m)	(dBuV/m)	(dB)	
5210MHz									
V	10420	56.42	30.55	5.77	24.66	56.30	74.00	-17.70	PK
V	10420	41.52	30.55	5.77	24.66	41.40	54.00	-12.60	AV
V	15630	53.02	30.33	6.32	24.55	53.56	74.00	-20.44	PK
V	15630	38.76	30.33	6.32	24.55	39.30	54.00	-14.70	AV
V	20840	50.62	30.85	7.45	24.69	51.91	74.00	-22.09	PK
V	20840	39.66	30.85	7.45	24.69	40.95	54.00	-13.05	AV
H	10420	56.35	30.55	5.77	24.66	56.23	74.00	-17.77	PK
H	10420	40.88	30.55	5.77	24.66	40.76	54.00	-13.24	AV
H	15630	52.20	30.33	6.32	24.55	52.74	74.00	-21.26	PK
H	15630	41.39	30.33	6.32	24.55	41.93	54.00	-12.07	AV
H	20840	51.17	30.85	7.45	24.69	52.46	74.00	-21.54	PK
H	20840	41.08	30.85	7.45	24.69	42.37	54.00	-11.63	AV

Polar (H/V)	Frequency	Meter Reading	Pre-amplifier	Cable Loss	Antenna Factor	Emission Level	Limits	Margin	Detector Type
	(MHz)	(dBuV)	(dB)	(dB)	(dB)	(dBuV/m)	(dBuV/m)	(dB)	
High Channel:5775MHz									
V	11550	57.26	30.55	5.77	24.66	57.14	74.00	-16.86	PK
V	11550	39.41	30.55	5.77	24.66	39.29	54.00	-14.71	AV
V	17325	52.42	30.33	6.32	24.55	52.96	74.00	-21.04	PK
V	17325	39.95	30.33	6.32	24.55	40.49	54.00	-13.51	AV
V	23100	51.52	30.85	7.45	24.69	52.81	74.00	-21.19	PK
V	23100	40.86	30.85	7.45	24.69	42.15	54.00	-11.85	AV
H	11550	56.13	30.55	5.77	24.66	56.01	74.00	-17.99	PK
H	11550	40.30	30.55	5.77	24.66	40.18	54.00	-13.82	AV
H	17325	52.45	30.33	6.32	24.55	52.99	74.00	-21.01	PK
H	17325	39.35	30.33	6.32	24.55	39.89	54.00	-14.11	AV
H	23100	50.86	30.85	7.45	24.69	52.15	74.00	-21.85	PK
H	23100	40.77	30.85	7.45	24.69	42.06	54.00	-11.94	AV

MIMO-802.11n20

Polar (H/V)	Frequency (MHz)	Meter Reading (dBuV)	Pre-amplifier (dB)	Cable Loss (dB)	Antenna Factor (dB)	Emission Level (dBuV/m)	Limits (dBuV/m)	Margin (dB)	Detector Type
Low Channel:5180MHz									
V	10360	56.89	30.55	5.77	24.66	56.77	74.00	-17.23	PK
V	10360	40.22	30.55	5.77	24.66	40.10	54.00	-13.90	AV
V	15540	52.73	30.33	6.32	24.55	53.27	74.00	-20.73	PK
V	15540	39.04	30.33	6.32	24.55	39.58	54.00	-14.42	AV
V	20720	50.21	30.85	7.45	24.69	51.50	74.00	-22.50	PK
V	20720	39.55	30.85	7.45	24.69	40.84	54.00	-13.16	AV
H	10360	57.20	30.55	5.77	24.66	57.08	74.00	-16.92	PK
H	10360	41.44	30.55	5.77	24.66	41.32	54.00	-12.68	AV
H	15540	52.44	30.33	6.32	24.55	52.98	74.00	-21.02	PK
H	15540	39.76	30.33	6.32	24.55	40.30	54.00	-13.70	AV
H	20720	50.33	30.85	7.45	24.69	51.62	74.00	-22.38	PK
H	20720	39.70	30.85	7.45	24.69	40.99	54.00	-13.01	AV

Polar (H/V)	Frequency (MHz)	Meter Reading (dBuV)	Pre-amplifier (dB)	Cable Loss (dB)	Antenna Factor (dB)	Emission Level (dBuV/m)	Limits (dBuV/m)	Margin (dB)	Detector Type
Middle Channel:5200MHz									
V	10400	57.76	30.55	5.77	24.66	57.64	74.00	-16.36	PK
V	10400	41.70	30.55	5.77	24.66	41.58	54.00	-12.42	AV
V	15600	52.78	30.33	6.32	24.55	53.32	74.00	-20.68	PK
V	15600	40.64	30.33	6.32	24.55	41.18	54.00	-12.82	AV
V	20800	51.42	30.85	7.45	24.69	52.71	74.00	-21.29	PK
V	20800	39.10	30.85	7.45	24.69	40.39	54.00	-13.61	AV
H	10400	55.24	30.55	5.77	24.66	55.12	74.00	-18.88	PK
H	10400	40.99	30.55	5.77	24.66	40.87	54.00	-13.13	AV
H	15600	53.72	30.33	6.32	24.55	54.26	74.00	-19.74	PK
H	15600	40.08	30.33	6.32	24.55	40.62	54.00	-13.38	AV
H	20800	49.78	30.85	7.45	24.69	51.07	74.00	-22.93	PK
H	20800	41.04	30.85	7.45	24.69	42.33	54.00	-11.67	AV

Polar (H/V)	Frequency (MHz)	Meter Reading (dBuV)	Pre-amplifier (dB)	Cable Loss (dB)	Antenna Factor (dB)	Emission Level (dBuV/m)	Limits (dBuV/m)	Margin (dB)	Detector Type
High Channel:5240MHz									
V	10480	56.20	30.55	5.77	24.66	56.08	74.00	-17.92	PK
V	10480	40.90	30.55	5.77	24.66	40.78	54.00	-13.22	AV
V	15720	53.73	30.33	6.32	24.55	54.27	74.00	-19.73	PK
V	15720	39.50	30.33	6.32	24.55	40.04	54.00	-13.96	AV
V	20960	50.61	30.85	7.45	24.69	51.90	74.00	-22.10	PK
V	20960	38.78	30.85	7.45	24.69	40.07	54.00	-13.93	AV
H	10480	54.79	30.55	5.77	24.66	54.67	74.00	-19.33	PK
H	10480	40.13	30.55	5.77	24.66	40.01	54.00	-13.99	AV
H	15720	53.23	30.33	6.32	24.55	53.77	74.00	-20.23	PK
H	15720	41.23	30.33	6.32	24.55	41.77	54.00	-12.23	AV
H	20960	51.49	30.85	7.45	24.69	52.78	74.00	-21.22	PK
H	20960	41.07	30.85	7.45	24.69	42.36	54.00	-11.64	AV

Polar (H/V)	Frequency (MHz)	Meter Reading (dBuV)	Pre-amplifier (dB)	Cable Loss (dB)	Antenna Factor (dB)	Emission Level (dBuV/m)	Limits (dBuV/m)	Margin (dB)	Detector Type
High Channel:5745MHz									
V	11490	56.34	30.55	5.77	24.66	56.22	74.00	-17.78	PK
V	11490	39.46	30.55	5.77	24.66	39.34	54.00	-14.66	AV
V	17235	52.56	30.33	6.32	24.55	53.10	74.00	-20.90	PK
V	17235	40.26	30.33	6.32	24.55	40.80	54.00	-13.20	AV
V	22980	50.20	30.85	7.45	24.69	51.49	74.00	-22.51	PK
V	22980	40.75	30.85	7.45	24.69	42.04	54.00	-11.96	AV
H	11490	55.36	30.55	5.77	24.66	55.24	74.00	-18.76	PK
H	11490	40.08	30.55	5.77	24.66	39.96	54.00	-14.04	AV
H	17235	52.79	30.33	6.32	24.55	53.33	74.00	-20.67	PK
H	17235	39.76	30.33	6.32	24.55	40.30	54.00	-13.70	AV
H	22980	49.00	30.85	7.45	24.69	50.29	74.00	-23.71	PK
H	22980	38.94	30.85	7.45	24.69	40.23	54.00	-13.77	AV

Polar (H/V)	Frequency (MHz)	Meter Reading (dBuV)	Pre-amplifier (dB)	Cable Loss (dB)	Antenna Factor (dB)	Emission Level (dBuV/m)	Limits (dBuV/m)	Margin (dB)	Detector Type
High Channel:5785MHz									
V	11570	57.44	30.55	5.77	24.66	57.32	74.00	-16.68	PK
V	11570	39.40	30.55	5.77	24.66	39.28	54.00	-14.72	AV
V	17355	52.07	30.33	6.32	24.55	52.61	74.00	-21.39	PK
V	17355	41.10	30.33	6.32	24.55	41.64	54.00	-12.36	AV
V	23140	49.93	30.85	7.45	24.69	51.22	74.00	-22.78	PK
V	23140	41.42	30.85	7.45	24.69	42.71	54.00	-11.29	AV
H	11570	57.53	30.55	5.77	24.66	57.41	74.00	-16.59	PK
H	11570	41.21	30.55	5.77	24.66	41.09	54.00	-12.91	AV
H	17355	52.56	30.33	6.32	24.55	53.10	74.00	-20.90	PK
H	17355	41.11	30.33	6.32	24.55	41.65	54.00	-12.35	AV
H	23140	50.50	30.85	7.45	24.69	51.79	74.00	-22.21	PK
H	23140	41.69	30.85	7.45	24.69	42.98	54.00	-11.02	AV
Polar (H/V)	Frequency (MHz)	Meter Reading (dBuV)	Pre-amplifier (dB)	Cable Loss (dB)	Antenna Factor (dB)	Emission Level (dBuV/m)	Limits (dBuV/m)	Margin (dB)	Detector Type
High Channel:5825MHz									
V	11650	56.68	30.55	5.77	24.66	56.56	74.00	-17.44	PK
V	11650	39.67	30.55	5.77	24.66	39.55	54.00	-14.45	AV
V	17475	52.70	30.33	6.32	24.55	53.24	74.00	-20.76	PK
V	17475	41.65	30.33	6.32	24.55	42.19	54.00	-11.81	AV
V	23300	50.19	30.85	7.45	24.69	51.48	74.00	-22.52	PK
V	23300	40.75	30.85	7.45	24.69	42.04	54.00	-11.96	AV
H	11650	55.82	30.55	5.77	24.66	55.70	74.00	-18.30	PK
H	11650	40.49	30.55	5.77	24.66	40.37	54.00	-13.63	AV
H	17475	52.53	30.33	6.32	24.55	53.07	74.00	-20.93	PK
H	17475	41.33	30.33	6.32	24.55	41.87	54.00	-12.13	AV
H	23300	50.16	30.85	7.45	24.69	51.45	74.00	-22.55	PK
H	23300	40.70	30.85	7.45	24.69	41.99	54.00	-12.01	AV

MIMO-802.11n40

Polar (H/V)	Frequency (MHz)	Meter Reading (dBuV)	Pre-amplifier (dB)	Cable Loss (dB)	Antenna Factor (dB)	Emission Level (dBuV/m)	Limits (dBuV/m)	Margin (dB)	Detector Type
Low Channel:5190MHz									
V	10380	56.18	30.55	5.77	24.66	56.06	74.00	-17.94	PK
V	10380	39.85	30.55	5.77	24.66	39.73	54.00	-14.27	AV
V	15570	52.47	30.33	6.32	24.55	53.01	74.00	-20.99	PK
V	15570	41.19	30.33	6.32	24.55	41.73	54.00	-12.27	AV
V	20760	51.40	30.85	7.45	24.69	52.69	74.00	-21.31	PK
V	20760	41.44	30.85	7.45	24.69	42.73	54.00	-11.27	AV
H	10380	57.53	30.55	5.77	24.66	57.41	74.00	-16.59	PK
H	10380	39.82	30.55	5.77	24.66	39.70	54.00	-14.30	AV
H	15570	53.64	30.33	6.32	24.55	54.18	74.00	-19.82	PK
H	15570	39.43	30.33	6.32	24.55	39.97	54.00	-14.03	AV
H	20760	51.23	30.85	7.45	24.69	52.52	74.00	-21.48	PK
H	20760	40.43	30.85	7.45	24.69	41.72	54.00	-12.28	AV

Polar (H/V)	Frequency (MHz)	Meter Reading (dBuV)	Pre-amplifier (dB)	Cable Loss (dB)	Antenna Factor (dB)	Emission Level (dBuV/m)	Limits (dBuV/m)	Margin (dB)	Detector Type
Middle Channel:5230MHz									
V	10460	57.47	30.55	5.77	24.66	57.35	74.00	-16.65	PK
V	10460	41.06	30.55	5.77	24.66	40.94	54.00	-13.06	AV
V	15690	53.27	30.33	6.32	24.55	53.81	74.00	-20.19	PK
V	15690	40.84	30.33	6.32	24.55	41.38	54.00	-12.62	AV
V	20920	50.14	30.85	7.45	24.69	51.43	74.00	-22.57	PK
V	20920	39.99	30.85	7.45	24.69	41.28	54.00	-12.72	AV
H	10460	57.04	30.55	5.77	24.66	56.92	74.00	-17.08	PK
H	10460	42.07	30.55	5.77	24.66	41.95	54.00	-12.05	AV
H	15690	52.37	30.33	6.32	24.55	52.91	74.00	-21.09	PK
H	15690	41.47	30.33	6.32	24.55	42.01	54.00	-11.99	AV
H	20920	50.69	30.85	7.45	24.69	51.98	74.00	-22.02	PK
H	20920	40.02	30.85	7.45	24.69	41.31	54.00	-12.69	AV

Polar (H/V)	Frequency (MHz)	Meter Reading (dBuV)	Pre-amplifier (dB)	Cable Loss (dB)	Antenna Factor (dB)	Emission Level (dBuV/m)	Limits (dBuV/m)	Margin (dB)	Detector Type
High Channel:5755MHz									
V	11510	55.16	30.55	5.77	24.66	55.04	74.00	-18.96	PK
V	11510	41.46	30.55	5.77	24.66	41.34	54.00	-12.66	AV
V	17265	52.78	30.33	6.32	24.55	53.32	74.00	-20.68	PK
V	17265	39.10	30.33	6.32	24.55	39.64	54.00	-14.36	AV
V	23020	51.42	30.85	7.45	24.69	52.71	74.00	-21.29	PK
V	23020	39.65	30.85	7.45	24.69	40.94	54.00	-13.06	AV
H	11510	56.10	30.55	5.77	24.66	55.98	74.00	-18.02	PK
H	11510	42.56	30.55	5.77	24.66	42.44	54.00	-11.56	AV
H	17265	52.44	30.33	6.32	24.55	52.98	74.00	-21.02	PK
H	17265	39.38	30.33	6.32	24.55	39.92	54.00	-14.08	AV
H	23020	50.39	30.85	7.45	24.69	51.68	74.00	-22.32	PK
H	23020	40.54	30.85	7.45	24.69	41.83	54.00	-12.17	AV

Polar (H/V)	Frequency (MHz)	Meter Reading (dBuV)	Pre-amplifier (dB)	Cable Loss (dB)	Antenna Factor (dB)	Emission Level (dBuV/m)	Limits (dBuV/m)	Margin (dB)	Detector Type
High Channel:5795MHz									
V	11590	56.53	30.55	5.77	24.66	56.41	74.00	-17.59	PK
V	11590	40.34	30.55	5.77	24.66	40.22	54.00	-13.78	AV
V	17385	52.83	30.33	6.32	24.55	53.37	74.00	-20.63	PK
V	17385	40.85	30.33	6.32	24.55	41.39	54.00	-12.61	AV
V	23180	50.55	30.85	7.45	24.69	51.84	74.00	-22.16	PK
V	23180	40.72	30.85	7.45	24.69	42.01	54.00	-11.99	AV
H	11590	56.28	30.55	5.77	24.66	56.16	74.00	-17.84	PK
H	11590	42.71	30.55	5.77	24.66	42.59	54.00	-11.41	AV
H	17385	52.40	30.33	6.32	24.55	52.94	74.00	-21.06	PK
H	17385	39.53	30.33	6.32	24.55	40.07	54.00	-13.93	AV
H	23180	49.15	30.85	7.45	24.69	50.44	74.00	-23.56	PK
H	23180	41.45	30.85	7.45	24.69	42.74	54.00	-11.26	AV

Remark:
1. Emission Level = Meter Reading + Antenna Factor + Cable Loss – Pre-amplifier,
Margin= Emission Level - Limit
2. If peak below the average limit, the average emission was no test.
3. The amplitude of spurious emissions which are attenuated by more than 20dB below the permissible value has no need to be reported.

MIMO--802.11ac20

Polar (H/V)	Frequency (MHz)	Meter Reading (dBuV)	Pre-amplifier (dB)	Cable Loss (dB)	Antenna Factor (dB)	Emission Level (dBuV/m)	Limits (dBuV/m)	Margin (dB)	Detector Type
Low Channel:5180MHz									
V	10360	56.42	30.55	5.77	24.66	56.30	74.00	-17.70	PK
V	10360	38.81	30.55	5.77	24.66	38.69	54.00	-15.31	AV
V	15540	53.23	30.33	6.32	24.55	53.77	74.00	-20.23	PK
V	15540	40.63	30.33	6.32	24.55	41.17	54.00	-12.83	AV
V	20720	51.23	30.85	7.45	24.69	52.52	74.00	-21.48	PK
V	20720	39.46	30.85	7.45	24.69	40.75	54.00	-13.25	AV
H	10360	57.46	30.55	5.77	24.66	57.34	74.00	-16.66	PK
H	10360	40.76	30.55	5.77	24.66	40.64	54.00	-13.36	AV
H	15540	52.25	30.33	6.32	24.55	52.79	74.00	-21.21	PK
H	15540	40.59	30.33	6.32	24.55	41.13	54.00	-12.87	AV
H	20720	51.75	30.85	7.45	24.69	53.04	74.00	-20.96	PK
H	20720	40.03	30.85	7.45	24.69	41.32	54.00	-12.68	AV

Polar (H/V)	Frequency (MHz)	Meter Reading (dBuV)	Pre-amplifier (dB)	Cable Loss (dB)	Antenna Factor (dB)	Emission Level (dBuV/m)	Limits (dBuV/m)	Margin (dB)	Detector Type
Middle Channel:5200MHz									
V	10400	57.00	30.55	5.77	24.66	56.88	74.00	-17.12	PK
V	10400	41.54	30.55	5.77	24.66	41.42	54.00	-12.58	AV
V	15600	52.19	30.33	6.32	24.55	52.73	74.00	-21.27	PK
V	15600	39.47	30.33	6.32	24.55	40.01	54.00	-13.99	AV
V	20800	50.06	30.85	7.45	24.69	51.35	74.00	-22.65	PK
V	20800	39.95	30.85	7.45	24.69	41.24	54.00	-12.76	AV
H	10400	56.59	30.55	5.77	24.66	56.47	74.00	-17.53	PK
H	10400	40.35	30.55	5.77	24.66	40.23	54.00	-13.77	AV
H	15600	53.73	30.33	6.32	24.55	54.27	74.00	-19.73	PK
H	15600	39.13	30.33	6.32	24.55	39.67	54.00	-14.33	AV
H	20800	51.04	30.85	7.45	24.69	52.33	74.00	-21.67	PK
H	20800	39.90	30.85	7.45	24.69	41.19	54.00	-12.81	AV

Polar (H/V)	Frequency (MHz)	Meter Reading (dBuV)	Pre-amplifier (dB)	Cable Loss (dB)	Antenna Factor (dB)	Emission Level (dBuV/m)	Limits (dBuV/m)	Margin (dB)	Detector Type
High Channel:5240MHz									
V	10480	56.59	30.55	5.77	24.66	56.47	74.00	-17.53	PK
V	10480	40.71	30.55	5.77	24.66	40.59	54.00	-13.41	AV
V	15720	53.47	30.33	6.32	24.55	54.01	74.00	-19.99	PK
V	15720	41.42	30.33	6.32	24.55	41.96	54.00	-12.04	AV
V	20960	51.41	30.85	7.45	24.69	52.70	74.00	-21.30	PK
V	20960	38.86	30.85	7.45	24.69	40.15	54.00	-13.85	AV
H	10480	57.01	30.55	5.77	24.66	56.89	74.00	-17.11	PK
H	10480	41.82	30.55	5.77	24.66	41.70	54.00	-12.30	AV
H	15720	53.13	30.33	6.32	24.55	53.67	74.00	-20.33	PK
H	15720	40.53	30.33	6.32	24.55	41.07	54.00	-12.93	AV
H	20960	50.07	30.85	7.45	24.69	51.36	74.00	-22.64	PK
H	20960	40.70	30.85	7.45	24.69	41.99	54.00	-12.01	AV

Polar (H/V)	Frequency (MHz)	Meter Reading (dBuV)	Pre-amplifier (dB)	Cable Loss (dB)	Antenna Factor (dB)	Emission Level (dBuV/m)	Limits (dBuV/m)	Margin (dB)	Detector Type
High Channel:5745MHz									
V	11490	55.86	30.55	5.77	24.66	55.74	74.00	-18.26	PK
V	11490	41.01	30.55	5.77	24.66	40.89	54.00	-13.11	AV
V	17235	52.97	30.33	6.32	24.55	53.51	74.00	-20.49	PK
V	17235	39.66	30.33	6.32	24.55	40.20	54.00	-13.80	AV
V	22980	51.27	30.85	7.45	24.69	52.56	74.00	-21.44	PK
V	22980	39.45	30.85	7.45	24.69	40.74	54.00	-13.26	AV
H	11490	56.67	30.55	5.77	24.66	56.55	74.00	-17.45	PK
H	11490	40.18	30.55	5.77	24.66	40.06	54.00	-13.94	AV
H	17235	52.04	30.33	6.32	24.55	52.58	74.00	-21.42	PK
H	17235	41.10	30.33	6.32	24.55	41.64	54.00	-12.36	AV
H	22980	49.31	30.85	7.45	24.69	50.60	74.00	-23.40	PK
H	22980	41.39	30.85	7.45	24.69	42.68	54.00	-11.32	AV

Polar (H/V)	Frequency (MHz)	Meter Reading (dBuV)	Pre-amplifier (dB)	Cable Loss (dB)	Antenna Factor (dB)	Emission Level (dBuV/m)	Limits (dBuV/m)	Margin (dB)	Detector Type
High Channel:5785MHz									
V	11570	55.94	30.55	5.77	24.66	55.82	74.00	-18.18	PK
V	11570	39.94	30.55	5.77	24.66	39.82	54.00	-14.18	AV
V	17355	53.50	30.33	6.32	24.55	54.04	74.00	-19.96	PK
V	17355	39.76	30.33	6.32	24.55	40.30	54.00	-13.70	AV
V	23140	49.49	30.85	7.45	24.69	50.78	74.00	-23.22	PK
V	23140	39.75	30.85	7.45	24.69	41.04	54.00	-12.96	AV
H	11570	55.53	30.55	5.77	24.66	55.41	74.00	-18.59	PK
H	11570	41.67	30.55	5.77	24.66	41.55	54.00	-12.45	AV
H	17355	52.83	30.33	6.32	24.55	53.37	74.00	-20.63	PK
H	17355	39.33	30.33	6.32	24.55	39.87	54.00	-14.13	AV
H	23140	51.40	30.85	7.45	24.69	52.69	74.00	-21.31	PK
H	23140	40.79	30.85	7.45	24.69	42.08	54.00	-11.92	AV

Polar (H/V)	Frequency (MHz)	Meter Reading (dBuV)	Pre-amplifier (dB)	Cable Loss (dB)	Antenna Factor (dB)	Emission Level (dBuV/m)	Limits (dBuV/m)	Margin (dB)	Detector Type
High Channel:5795MHz									
V	11590	56.76	30.55	5.77	24.66	56.64	74.00	-17.36	PK
V	11590	40.23	30.55	5.77	24.66	40.11	54.00	-13.89	AV
V	17385	51.99	30.33	6.32	24.55	52.53	74.00	-21.47	PK
V	17385	39.94	30.33	6.32	24.55	40.48	54.00	-13.52	AV
V	23180	49.01	30.85	7.45	24.69	50.30	74.00	-23.70	PK
V	23180	38.81	30.85	7.45	24.69	40.10	54.00	-13.90	AV
H	11590	56.39	30.55	5.77	24.66	56.27	74.00	-17.73	PK
H	11590	40.50	30.55	5.77	24.66	40.38	54.00	-13.62	AV
H	17385	51.80	30.33	6.32	24.55	52.34	74.00	-21.66	PK
H	17385	39.97	30.33	6.32	24.55	40.51	54.00	-13.49	AV
H	23180	49.08	30.85	7.45	24.69	50.37	74.00	-23.63	PK
H	23180	40.26	30.85	7.45	24.69	41.55	54.00	-12.45	AV

MIMO-802.11ac40

Polar (H/V)	Frequency (MHz)	Meter Reading (dBuV)	Pre-amplifier (dB)	Cable Loss (dB)	Antenna Factor (dB)	Emission Level (dBuV/m)	Limits (dBuV/m)	Margin (dB)	Detector Type
Low Channel:5190MHz									
V	10380	56.86	30.55	5.77	24.66	56.74	74.00	-17.26	PK
V	10380	39.64	30.55	5.77	24.66	39.52	54.00	-14.48	AV
V	15570	53.34	30.33	6.32	24.55	53.88	74.00	-20.12	PK
V	15570	39.46	30.33	6.32	24.55	40.00	54.00	-14.00	AV
V	20760	50.78	30.85	7.45	24.69	52.07	74.00	-21.93	PK
V	20760	39.10	30.85	7.45	24.69	40.39	54.00	-13.61	AV
H	10380	56.94	30.55	5.77	24.66	56.82	74.00	-17.18	PK
H	10380	40.33	30.55	5.77	24.66	40.21	54.00	-13.79	AV
H	15570	52.78	30.33	6.32	24.55	53.32	74.00	-20.68	PK
H	15570	40.77	30.33	6.32	24.55	41.31	54.00	-12.69	AV
H	20760	49.93	30.85	7.45	24.69	51.22	74.00	-22.78	PK
H	20760	41.24	30.85	7.45	24.69	42.53	54.00	-11.47	AV

Polar (H/V)	Frequency (MHz)	Meter Reading (dBuV)	Pre-amplifier (dB)	Cable Loss (dB)	Antenna Factor (dB)	Emission Level (dBuV/m)	Limits (dBuV/m)	Margin (dB)	Detector Type
Middle Channel:5230MHz									
V	10460	57.47	30.55	5.77	24.66	57.35	74.00	-16.65	PK
V	10460	38.80	30.55	5.77	24.66	38.68	54.00	-15.32	AV
V	15690	51.79	30.33	6.32	24.55	52.33	74.00	-21.67	PK
V	15690	40.15	30.33	6.32	24.55	40.69	54.00	-13.31	AV
V	20920	50.89	30.85	7.45	24.69	52.18	74.00	-21.82	PK
V	20920	38.84	30.85	7.45	24.69	40.13	54.00	-13.87	AV
H	10460	57.30	30.55	5.77	24.66	57.18	74.00	-16.82	PK
H	10460	40.64	30.55	5.77	24.66	40.52	54.00	-13.48	AV
H	15690	53.14	30.33	6.32	24.55	53.68	74.00	-20.32	PK
H	15690	39.76	30.33	6.32	24.55	40.30	54.00	-13.70	AV
H	20920	49.75	30.85	7.45	24.69	51.04	74.00	-22.96	PK
H	20920	40.43	30.85	7.45	24.69	41.72	54.00	-12.28	AV

Polar (H/V)	Frequency (MHz)	Meter Reading (dBuV)	Pre-amplifier (dB)	Cable Loss (dB)	Antenna Factor (dB)	Emission Level (dBuV/m)	Limits (dBuV/m)	Margin (dB)	Detector Type
High Channel:5755MHz									
V	11510	57.35	30.55	5.77	24.66	57.23	74.00	-16.77	PK
V	11510	41.34	30.55	5.77	24.66	41.22	54.00	-12.78	AV
V	17265	53.30	30.33	6.32	24.55	53.84	74.00	-20.16	PK
V	17265	39.50	30.33	6.32	24.55	40.04	54.00	-13.96	AV
V	23020	50.96	30.85	7.45	24.69	52.25	74.00	-21.75	PK
V	23020	40.46	30.85	7.45	24.69	41.75	54.00	-12.25	AV
H	11510	56.58	30.55	5.77	24.66	56.46	74.00	-17.54	PK
H	11510	40.21	30.55	5.77	24.66	40.09	54.00	-13.91	AV
H	17265	53.76	30.33	6.32	24.55	54.30	74.00	-19.70	PK
H	17265	41.11	30.33	6.32	24.55	41.65	54.00	-12.35	AV
H	23020	49.83	30.85	7.45	24.69	51.12	74.00	-22.88	PK
H	23020	39.54	30.85	7.45	24.69	40.83	54.00	-13.17	AV

MIMO-802.11ac80

Polar (H/V)	Frequency (MHz)	Meter Reading (dBuV)	Pre-amplifier (dB)	Cable Loss (dB)	Antenna Factor (dB)	Emission Level (dBuV/m)	Limits (dBuV/m)	Margin (dB)	Detector Type
5210MHz									
V	10420	57.63	30.55	5.77	24.66	57.51	74.00	-16.49	PK
V	10420	40.85	30.55	5.77	24.66	40.73	54.00	-13.27	AV
V	15630	51.90	30.33	6.32	24.55	52.44	74.00	-21.56	PK
V	15630	41.35	30.33	6.32	24.55	41.89	54.00	-12.11	AV
V	20840	48.83	30.85	7.45	24.69	50.12	74.00	-23.88	PK
V	20840	39.29	30.85	7.45	24.69	40.58	54.00	-13.42	AV
H	10420	56.21	30.55	5.77	24.66	56.09	74.00	-17.91	PK
H	10420	40.37	30.55	5.77	24.66	40.25	54.00	-13.75	AV
H	15630	53.20	30.33	6.32	24.55	53.74	74.00	-20.26	PK
H	15630	41.57	30.33	6.32	24.55	42.11	54.00	-11.89	AV
H	20840	51.51	30.85	7.45	24.69	52.80	74.00	-21.20	PK
H	20840	39.22	30.85	7.45	24.69	40.51	54.00	-13.49	AV

Polar (H/V)	Frequency (MHz)	Meter Reading (dBuV)	Pre-amplifier (dB)	Cable Loss (dB)	Antenna Factor (dB)	Emission Level (dBuV/m)	Limits (dBuV/m)	Margin (dB)	Detector Type
High Channel:5775MHz									
V	11550	56.00	30.55	5.77	24.66	55.88	74.00	-18.12	PK
V	11550	40.05	30.55	5.77	24.66	39.93	54.00	-14.07	AV
V	17325	53.06	30.33	6.32	24.55	53.60	74.00	-20.40	PK
V	17325	40.64	30.33	6.32	24.55	41.18	54.00	-12.82	AV
V	23100	50.39	30.85	7.45	24.69	51.68	74.00	-22.32	PK
V	23100	40.03	30.85	7.45	24.69	41.32	54.00	-12.68	AV
H	11550	55.60	30.55	5.77	24.66	55.48	74.00	-18.52	PK
H	11550	40.40	30.55	5.77	24.66	40.28	54.00	-13.72	AV
H	17325	52.73	30.33	6.32	24.55	53.27	74.00	-20.73	PK
H	17325	41.73	30.33	6.32	24.55	42.27	54.00	-11.73	AV
H	23100	49.77	30.85	7.45	24.69	51.06	74.00	-22.94	PK
H	23100	39.06	30.85	7.45	24.69	40.35	54.00	-13.65	AV

Remark:
1. Emission Level = Meter Reading + Antenna Factor + Cable Loss – Pre-amplifier,
Margin= Emission Level - Limit
2. If peak below the average limit, the average emission was no test.
3. The amplitude of spurious emissions which are attenuated by more than 20dB below the permissible value has no need to be reported.

MIMO--802.11ax20

Polar (H/V)	Frequency (MHz)	Meter Reading (dBuV)	Pre-amplifier (dB)	Cable Loss (dB)	Antenna Factor (dB)	Emission Level (dBuV/m)	Limits (dBuV/m)	Margin (dB)	Detector Type
Low Channel:5180MHz									
V	10360	55.50	30.55	5.77	24.66	55.38	74.00	-18.62	PK
V	10360	38.98	30.55	5.77	24.66	38.86	54.00	-15.14	AV
V	15540	52.39	30.33	6.32	24.55	52.93	74.00	-21.07	PK
V	15540	40.33	30.33	6.32	24.55	40.87	54.00	-13.13	AV
V	20720	49.87	30.85	7.45	24.69	51.16	74.00	-22.84	PK
V	20720	39.04	30.85	7.45	24.69	40.33	54.00	-13.67	AV
H	10360	55.72	30.55	5.77	24.66	55.60	74.00	-18.40	PK
H	10360	40.98	30.55	5.77	24.66	40.86	54.00	-13.14	AV
H	15540	53.64	30.33	6.32	24.55	54.18	74.00	-19.82	PK
H	15540	39.88	30.33	6.32	24.55	40.42	54.00	-13.58	AV
H	20720	50.57	30.85	7.45	24.69	51.86	74.00	-22.14	PK
H	20720	40.75	30.85	7.45	24.69	42.04	54.00	-11.96	AV

Polar (H/V)	Frequency (MHz)	Meter Reading (dBuV)	Pre-amplifier (dB)	Cable Loss (dB)	Antenna Factor (dB)	Emission Level (dBuV/m)	Limits (dBuV/m)	Margin (dB)	Detector Type
Middle Channel:5200MHz									
V	10400	56.92	30.55	5.77	24.66	56.80	74.00	-17.20	PK
V	10400	40.80	30.55	5.77	24.66	40.68	54.00	-13.32	AV
V	15600	53.25	30.33	6.32	24.55	53.79	74.00	-20.21	PK
V	15600	40.17	30.33	6.32	24.55	40.71	54.00	-13.29	AV
V	20800	51.34	30.85	7.45	24.69	52.63	74.00	-21.37	PK
V	20800	40.48	30.85	7.45	24.69	41.77	54.00	-12.23	AV
H	10400	55.90	30.55	5.77	24.66	55.78	74.00	-18.22	PK
H	10400	40.81	30.55	5.77	24.66	40.69	54.00	-13.31	AV
H	15600	52.73	30.33	6.32	24.55	53.27	74.00	-20.73	PK
H	15600	39.16	30.33	6.32	24.55	39.70	54.00	-14.30	AV
H	20800	49.73	30.85	7.45	24.69	51.02	74.00	-22.98	PK
H	20800	39.87	30.85	7.45	24.69	41.16	54.00	-12.84	AV

Polar (H/V)	Frequency (MHz)	Meter Reading (dBuV)	Pre-amplifier (dB)	Cable Loss (dB)	Antenna Factor (dB)	Emission Level (dBuV/m)	Limits (dBuV/m)	Margin (dB)	Detector Type
High Channel:5240MHz									
V	10480	55.66	30.55	5.77	24.66	55.54	74.00	-18.46	PK
V	10480	41.75	30.55	5.77	24.66	41.63	54.00	-12.37	AV
V	15720	51.96	30.33	6.32	24.55	52.50	74.00	-21.50	PK
V	15720	39.02	30.33	6.32	24.55	39.56	54.00	-14.44	AV
V	20960	51.01	30.85	7.45	24.69	52.30	74.00	-21.70	PK
V	20960	40.99	30.85	7.45	24.69	42.28	54.00	-11.72	AV
H	10480	54.95	30.55	5.77	24.66	54.83	74.00	-19.17	PK
H	10480	40.56	30.55	5.77	24.66	40.44	54.00	-13.56	AV
H	15720	53.17	30.33	6.32	24.55	53.71	74.00	-20.29	PK
H	15720	38.98	30.33	6.32	24.55	39.52	54.00	-14.48	AV
H	20960	49.08	30.85	7.45	24.69	50.37	74.00	-23.63	PK
H	20960	41.20	30.85	7.45	24.69	42.49	54.00	-11.51	AV

Polar (H/V)	Frequency (MHz)	Meter Reading (dBuV)	Pre-amplifier (dB)	Cable Loss (dB)	Antenna Factor (dB)	Emission Level (dBuV/m)	Limits (dBuV/m)	Margin (dB)	Detector Type
High Channel:5745MHz									
V	11490	56.21	30.55	5.77	24.66	56.09	74.00	-17.91	PK
V	11490	40.71	30.55	5.77	24.66	40.59	54.00	-13.41	AV
V	17235	53.15	30.33	6.32	24.55	53.69	74.00	-20.31	PK
V	17235	41.47	30.33	6.32	24.55	42.01	54.00	-11.99	AV
V	22980	49.51	30.85	7.45	24.69	50.80	74.00	-23.20	PK
V	22980	40.66	30.85	7.45	24.69	41.95	54.00	-12.05	AV
H	11490	57.19	30.55	5.77	24.66	57.07	74.00	-16.93	PK
H	11490	41.10	30.55	5.77	24.66	40.98	54.00	-13.02	AV
H	17235	52.10	30.33	6.32	24.55	52.64	74.00	-21.36	PK
H	17235	41.52	30.33	6.32	24.55	42.06	54.00	-11.94	AV
H	22980	51.56	30.85	7.45	24.69	52.85	74.00	-21.15	PK
H	22980	40.24	30.85	7.45	24.69	41.53	54.00	-12.47	AV

Polar (H/V)	Frequency (MHz)	Meter Reading (dBuV)	Pre-amplifier (dB)	Cable Loss (dB)	Antenna Factor (dB)	Emission Level (dBuV/m)	Limits (dBuV/m)	Margin (dB)	Detector Type
High Channel:5785MHz									
V	11570	56.46	30.55	5.77	24.66	56.34	74.00	-17.66	PK
V	11570	39.61	30.55	5.77	24.66	39.49	54.00	-14.51	AV
V	17355	52.30	30.33	6.32	24.55	52.84	74.00	-21.16	PK
V	17355	38.90	30.33	6.32	24.55	39.44	54.00	-14.56	AV
V	23140	51.75	30.85	7.45	24.69	53.04	74.00	-20.96	PK
V	23140	39.99	30.85	7.45	24.69	41.28	54.00	-12.72	AV
H	11570	54.98	30.55	5.77	24.66	54.86	74.00	-19.14	PK
H	11570	42.41	30.55	5.77	24.66	42.29	54.00	-11.71	AV
H	17355	53.35	30.33	6.32	24.55	53.89	74.00	-20.11	PK
H	17355	40.19	30.33	6.32	24.55	40.73	54.00	-13.27	AV
H	23140	51.29	30.85	7.45	24.69	52.58	74.00	-21.42	PK
H	23140	41.49	30.85	7.45	24.69	42.78	54.00	-11.22	AV

Polar (H/V)	Frequency (MHz)	Meter Reading (dBuV)	Pre-amplifier (dB)	Cable Loss (dB)	Antenna Factor (dB)	Emission Level (dBuV/m)	Limits (dBuV/m)	Margin (dB)	Detector Type
High Channel:5795MHz									
V	11590	57.35	30.55	5.77	24.66	57.23	74.00	-16.77	PK
V	11590	41.30	30.55	5.77	24.66	41.18	54.00	-12.82	AV
V	17385	53.18	30.33	6.32	24.55	53.72	74.00	-20.28	PK
V	17385	40.31	30.33	6.32	24.55	40.85	54.00	-13.15	AV
V	23180	51.22	30.85	7.45	24.69	52.51	74.00	-21.49	PK
V	23180	40.78	30.85	7.45	24.69	42.07	54.00	-11.93	AV
H	11590	55.17	30.55	5.77	24.66	55.05	74.00	-18.95	PK
H	11590	42.33	30.55	5.77	24.66	42.21	54.00	-11.79	AV
H	17385	52.75	30.33	6.32	24.55	53.29	74.00	-20.71	PK
H	17385	39.87	30.33	6.32	24.55	40.41	54.00	-13.59	AV
H	23180	49.45	30.85	7.45	24.69	50.74	74.00	-23.26	PK
H	23180	39.00	30.85	7.45	24.69	40.29	54.00	-13.71	AV

MIMO-802.11ax40

Polar (H/V)	Frequency (MHz)	Meter Reading (dBuV)	Pre-amplifier (dB)	Cable Loss (dB)	Antenna Factor (dB)	Emission Level (dBuV/m)	Limits (dBuV/m)	Margin (dB)	Detector Type
Low Channel:5190MHz									
V	10380	57.64	30.55	5.77	24.66	57.52	74.00	-16.48	PK
V	10380	40.75	30.55	5.77	24.66	40.63	54.00	-13.37	AV
V	15570	52.64	30.33	6.32	24.55	53.18	74.00	-20.82	PK
V	15570	41.17	30.33	6.32	24.55	41.71	54.00	-12.29	AV
V	20760	50.51	30.85	7.45	24.69	51.80	74.00	-22.20	PK
V	20760	38.93	30.85	7.45	24.69	40.22	54.00	-13.78	AV
H	10380	57.76	30.55	5.77	24.66	57.64	74.00	-16.36	PK
H	10380	41.00	30.55	5.77	24.66	40.88	54.00	-13.12	AV
H	15570	53.71	30.33	6.32	24.55	54.25	74.00	-19.75	PK
H	15570	39.19	30.33	6.32	24.55	39.73	54.00	-14.27	AV
H	20760	49.21	30.85	7.45	24.69	50.50	74.00	-23.50	PK
H	20760	39.31	30.85	7.45	24.69	40.60	54.00	-13.40	AV

Polar (H/V)	Frequency (MHz)	Meter Reading (dBuV)	Pre-amplifier (dB)	Cable Loss (dB)	Antenna Factor (dB)	Emission Level (dBuV/m)	Limits (dBuV/m)	Margin (dB)	Detector Type
Middle Channel:5230MHz									
V	10460	56.14	30.55	5.77	24.66	56.02	74.00	-17.98	PK
V	10460	39.64	30.55	5.77	24.66	39.52	54.00	-14.48	AV
V	15690	53.39	30.33	6.32	24.55	53.93	74.00	-20.07	PK
V	15690	40.15	30.33	6.32	24.55	40.69	54.00	-13.31	AV
V	20920	49.65	30.85	7.45	24.69	50.94	74.00	-23.06	PK
V	20920	40.34	30.85	7.45	24.69	41.63	54.00	-12.37	AV
H	10460	55.72	30.55	5.77	24.66	55.60	74.00	-18.40	PK
H	10460	40.85	30.55	5.77	24.66	40.73	54.00	-13.27	AV
H	15690	53.54	30.33	6.32	24.55	54.08	74.00	-19.92	PK
H	15690	40.01	30.33	6.32	24.55	40.55	54.00	-13.45	AV
H	20920	49.28	30.85	7.45	24.69	50.57	74.00	-23.43	PK
H	20920	39.67	30.85	7.45	24.69	40.96	54.00	-13.04	AV

Polar (H/V)	Frequency (MHz)	Meter Reading (dBuV)	Pre-amplifier (dB)	Cable Loss (dB)	Antenna Factor (dB)	Emission Level (dBuV/m)	Limits (dBuV/m)	Margin (dB)	Detector Type
High Channel:5755MHz									
V	11510	57.19	30.55	5.77	24.66	57.07	74.00	-16.93	PK
V	11510	38.94	30.55	5.77	24.66	38.82	54.00	-15.18	AV
V	17265	53.34	30.33	6.32	24.55	53.88	74.00	-20.12	PK
V	17265	41.19	30.33	6.32	24.55	41.73	54.00	-12.27	AV
V	23020	49.05	30.85	7.45	24.69	50.34	74.00	-23.66	PK
V	23020	39.34	30.85	7.45	24.69	40.63	54.00	-13.37	AV
H	11510	54.98	30.55	5.77	24.66	54.86	74.00	-19.14	PK
H	11510	41.07	30.55	5.77	24.66	40.95	54.00	-13.05	AV
H	17265	53.46	30.33	6.32	24.55	54.00	74.00	-20.00	PK
H	17265	38.87	30.33	6.32	24.55	39.41	54.00	-14.59	AV
H	23020	50.17	30.85	7.45	24.69	51.46	74.00	-22.54	PK
H	23020	39.64	30.85	7.45	24.69	40.93	54.00	-13.07	AV

MIMO-802.11ax80

Polar (H/V)	Frequency (MHz)	Meter Reading (dBuV)	Pre-amplifier (dB)	Cable Loss (dB)	Antenna Factor (dB)	Emission Level (dBuV/m)	Limits (dBuV/m)	Margin (dB)	Detector Type
5210MHz									
V	10420	56.00	30.55	5.77	24.66	55.88	74.00	-18.12	PK
V	10420	39.94	30.55	5.77	24.66	39.82	54.00	-14.18	AV
V	15630	52.66	30.33	6.32	24.55	53.20	74.00	-20.80	PK
V	15630	41.24	30.33	6.32	24.55	41.78	54.00	-12.22	AV
V	20840	49.95	30.85	7.45	24.69	51.24	74.00	-22.76	PK
V	20840	41.34	30.85	7.45	24.69	42.63	54.00	-11.37	AV
H	10420	57.41	30.55	5.77	24.66	57.29	74.00	-16.71	PK
H	10420	42.14	30.55	5.77	24.66	42.02	54.00	-11.98	AV
H	15630	51.96	30.33	6.32	24.55	52.50	74.00	-21.50	PK
H	15630	41.33	30.33	6.32	24.55	41.87	54.00	-12.13	AV
H	20840	49.47	30.85	7.45	24.69	50.76	74.00	-23.24	PK
H	20840	38.82	30.85	7.45	24.69	40.11	54.00	-13.89	AV

Polar (H/V)	Frequency (MHz)	Meter Reading (dBuV)	Pre-amplifier (dB)	Cable Loss (dB)	Antenna Factor (dB)	Emission Level (dBuV/m)	Limits (dBuV/m)	Margin (dB)	Detector Type
High Channel:5775MHz									
V	11550	56.92	30.55	5.77	24.66	56.80	74.00	-17.20	PK
V	11550	41.62	30.55	5.77	24.66	41.50	54.00	-12.50	AV
V	17325	52.97	30.33	6.32	24.55	53.51	74.00	-20.49	PK
V	17325	41.59	30.33	6.32	24.55	42.13	54.00	-11.87	AV
V	23100	50.14	30.85	7.45	24.69	51.43	74.00	-22.57	PK
V	23100	38.92	30.85	7.45	24.69	40.21	54.00	-13.79	AV
H	11550	56.14	30.55	5.77	24.66	56.02	74.00	-17.98	PK
H	11550	40.99	30.55	5.77	24.66	40.87	54.00	-13.13	AV
H	17325	53.46	30.33	6.32	24.55	54.00	74.00	-20.00	PK
H	17325	41.59	30.33	6.32	24.55	42.13	54.00	-11.87	AV
H	23100	49.76	30.85	7.45	24.69	51.05	74.00	-22.95	PK
H	23100	40.74	30.85	7.45	24.69	42.03	54.00	-11.97	AV

Remark:
1. Emission Level = Meter Reading + Antenna Factor + Cable Loss – Pre-amplifier,
Margin= Emission Level - Limit
2. If peak below the average limit, the average emission was no test.
3. The amplitude of spurious emissions which are attenuated by more than 20dB below the permissible value has no need to be reported.

Radiated Band Edge Test:

ANT1

Worse case mode:		802.11a		Test channel:		36	
Frequency	Meter Reading	Factor	Emission Level	Limits	Over	Detector Type	Ant. Pol.
(MHz)	(dBμV)	(dB)	(dBμV/m)	(dBμV/m)	(dB)		H/V
5150	51.72	-0.12	51.60	74.00	-22.40	peak	H
5150	38.56	-0.12	38.44	54.00	-15.56	AV	H
5150	53.44	-0.12	53.32	74.00	-20.68	peak	V
5150	39.67	-0.12	39.55	54.00	-14.45	AV	V

Worse case mode:		802.11a		Test channel:		48	
Frequency	Meter Reading	Factor	Emission Level	Limits	Over	Detector Type	Ant. Pol.
(MHz)	(dBμV)	(dB)	(dBμV/m)	(dBμV/m)	(dB)		H/V
5250	54.11	-0.12	53.99	74.00	-20.01	peak	H
5250	39.25	-0.12	39.13	54.00	-14.87	AV	H
5250	54.70	-0.12	54.58	74.00	-19.42	peak	V
5250	37.37	-0.12	37.25	54.00	-16.75	AV	V

Worse case mode:		802.11a		Test channel:		149	
Frequency	Meter Reading	Factor	Emission Level	Limits	Over	Detector Type	Ant. Pol.
(MHz)	(dBμV)	(dB)	(dBμV/m)	(dBμV/m)	(dB)		H/V
5650	51.45	-0.12	51.33	68.20	-16.87	peak	H
5700	87.86	-0.12	87.74	105.20	-17.46	peak	H
5720	88.76	-0.12	88.64	110.80	-22.16	peak	H
5725	96.60	-0.12	96.48	122.20	-25.72	peak	H
5650	46.89	-0.12	46.77	68.20	-21.43	peak	V
5700	86.27	-0.12	86.15	105.20	-19.05	peak	V
5720	88.28	-0.12	88.16	110.80	-22.64	peak	V
5725	95.79	-0.12	95.67	122.20	-26.53	peak	V

Worse case mode:		802.11a		Test channel:		165	
Frequency	Meter Reading	Factor	Emission Level	Limits	Over	Detector Type	Ant. Pol.
(MHz)	(dBμV)	(dB)	(dBμV/m)	(dBμV/m)	(dB)		H/V
5850	105.64	-0.12	105.52	122.20	-16.68	peak	H
5855	89.67	-0.12	89.55	110.80	-21.25	peak	H
5875	83.42	-0.12	83.30	105.20	-21.90	peak	H
5925	51.72	-0.12	51.60	68.20	-16.60	peak	H
5850	100.21	-0.12	100.09	122.20	-22.11	peak	V
5855	87.77	-0.12	87.65	110.80	-23.15	peak	V
5875	83.57	-0.12	83.45	105.20	-21.75	peak	V
5925	51.96	-0.12	51.84	68.20	-16.36	peak	V

Worse case mode:		802.11n20		Test channel:		36	
Frequency	Meter Reading	Factor	Emission Level	Limits	Over	Detector Type	Ant. Pol.
(MHz)	(dBμV)	(dB)	(dBμV/m)	(dBμV/m)	(dB)		H/V
5150	52.28	-0.12	52.16	74.00	-21.84	peak	H
5150	41.45	-0.12	41.33	54.00	-12.67	AV	H
5150	54.75	-0.12	54.63	74.00	-19.37	peak	V
5150	37.54	-0.12	37.42	54.00	-16.58	AV	V

Worse case mode:		802.11n20		Test channel:		48	
Frequency	Meter Reading	Factor	Emission Level	Limits	Over	Detector Type	Ant. Pol.
(MHz)	(dBμV)	(dB)	(dBμV/m)	(dBμV/m)	(dB)		H/V
5250	54.15	-0.12	54.03	74.00	-19.97	peak	H
5250	41.00	-0.12	40.88	54.00	-13.12	AV	H
5250	52.54	-0.12	52.42	74.00	-21.58	peak	V
5250	37.78	-0.12	37.66	54.00	-16.34	AV	V

Worse case mode:		802.11n20		Test channel:		149	
Frequency	Meter Reading	Factor	Emission Level	Limits	Over	Detector Type	Ant. Pol.
(MHz)	(dBμV)	(dB)	(dBμV/m)	(dBμV/m)	(dB)		H/V
5650	47.85	-0.12	47.73	68.20	-20.47	peak	H
5700	86.25	-0.12	86.13	105.20	-19.07	peak	H
5720	89.11	-0.12	88.99	110.80	-21.81	peak	H
5725	99.37	-0.12	99.25	122.20	-22.95	peak	H
5650	49.69	-0.12	49.57	68.20	-18.63	peak	V
5700	87.64	-0.12	87.52	105.20	-17.68	peak	V
5720	90.00	-0.12	89.88	110.80	-20.92	peak	V
5725	92.47	-0.12	92.35	122.20	-29.85	peak	V

Worse case mode:		802.11n20		Test channel:		165	
Frequency	Meter Reading	Factor	Emission Level	Limits	Over	Detector Type	Ant. Pol.
(MHz)	(dBμV)	(dB)	(dBμV/m)	(dBμV/m)	(dB)		H/V
5850	101.71	-0.12	101.59	122.20	-20.61	peak	H
5855	87.07	-0.12	86.95	110.80	-23.85	peak	H
5875	84.75	-0.12	84.63	105.20	-20.57	peak	H
5925	53.06	-0.12	52.94	68.20	-15.26	peak	H
5850	102.25	-0.12	102.13	122.20	-20.07	peak	V
5855	90.55	-0.12	90.43	110.80	-20.37	peak	V
5875	87.67	-0.12	87.55	105.20	-17.65	peak	V
5925	51.16	-0.12	51.04	68.20	-17.16	peak	V

Worse case mode:		802.11n40		Test channel:		38	
Frequency	Meter Reading	Factor	Emission Level	Limits	Over	Detector Type	Ant. Pol.
(MHz)	(dBμV)	(dB)	(dBμV/m)	(dBμV/m)	(dB)		H/V
5150	53.54	-0.12	53.42	74.00	-20.58	peak	H
5150	41.95	-0.12	41.83	54.00	-12.17	AV	H
5150	52.81	-0.12	52.69	74.00	-21.31	peak	V
5150	37.58	-0.12	37.46	54.00	-16.54	AV	V

Worse case mode:		802.11n40		Test channel:		46	
Frequency	Meter Reading	Factor	Emission Level	Limits	Over	Detector Type	Ant. Pol.
(MHz)	(dBμV)	(dB)	(dBμV/m)	(dBμV/m)	(dB)		H/V
5250	54.05	-0.12	53.93	74.00	-20.07	peak	H
5250	41.50	-0.12	41.38	54.00	-12.62	AV	H
5250	54.10	-0.12	53.98	74.00	-20.02	peak	V
5250	37.18	-0.12	37.06	54.00	-16.94	AV	V

Worse case mode:		802.11n40		Test channel:		151	
Frequency	Meter Reading	Factor	Emission Level	Limits	Over	Detector Type	Ant. Pol.
(MHz)	(dBμV)	(dB)	(dBμV/m)	(dBμV/m)	(dB)		H/V
5650	49.42	-0.12	49.30	68.20	-18.90	peak	H
5700	86.28	-0.12	86.16	105.20	-19.04	peak	H
5720	90.29	-0.12	90.17	110.80	-20.63	peak	H
5725	98.03	-0.12	97.91	122.20	-24.29	peak	H
5650	46.45	-0.12	46.33	68.20	-21.87	peak	V
5700	86.70	-0.12	86.58	105.20	-18.62	peak	V
5720	90.57	-0.12	90.45	110.80	-20.35	peak	V
5725	93.61	-0.12	93.49	122.20	-28.71	peak	V

Worse case mode:		802.11n40		Test channel:		159	
Frequency	Meter Reading	Factor	Emission Level	Limits	Over	Detector Type	Ant. Pol.
(MHz)	(dBμV)	(dB)	(dBμV/m)	(dBμV/m)	(dB)		H/V
5850	103.70	-0.12	103.58	122.20	-18.62	peak	H
5855	85.39	-0.12	85.27	110.80	-25.53	peak	H
5875	83.33	-0.12	83.21	105.20	-21.99	peak	H
5925	53.78	-0.12	53.66	68.20	-14.54	peak	H
5850	105.25	-0.12	105.13	122.20	-17.07	peak	V
5855	88.21	-0.12	88.09	110.80	-22.71	peak	V
5875	85.78	-0.12	85.66	105.20	-19.54	peak	V
5925	53.59	-0.12	53.47	68.20	-14.73	peak	V

Worse case mode:		802.11ac20		Test channel:		36	
Frequency	Meter Reading	Factor	Emission Level	Limits	Over	Detector Type	Ant. Pol.
(MHz)	(dBμV)	(dB)	(dBμV/m)	(dBμV/m)	(dB)		H/V
5150	53.25	-0.12	53.13	74.00	-20.87	peak	H
5150	38.15	-0.12	38.03	54.00	-15.97	AV	H
5150	53.58	-0.12	53.46	74.00	-20.54	peak	V
5150	39.21	-0.12	39.09	54.00	-14.91	AV	V

Worse case mode:		802.11ac20		Test channel:		48	
Frequency	Meter Reading	Factor	Emission Level	Limits	Over	Detector Type	Ant. Pol.
(MHz)	(dBμV)	(dB)	(dBμV/m)	(dBμV/m)	(dB)		H/V
5250	54.93	-0.12	54.81	74.00	-19.19	peak	H
5250	40.40	-0.12	40.28	54.00	-13.72	AV	H
5250	55.85	-0.12	55.73	74.00	-18.27	peak	V
5250	38.07	-0.12	37.95	54.00	-16.05	AV	V

Worse case mode:		802.11ac20		Test channel:		149	
Frequency	Meter Reading	Factor	Emission Level	Limits	Over	Detector Type	Ant. Pol.
(MHz)	(dBμV)	(dB)	(dBμV/m)	(dBμV/m)	(dB)		H/V
5650	49.78	-0.12	49.66	68.20	-18.54	peak	H
5700	87.49	-0.12	87.37	105.20	-17.83	peak	H
5720	89.70	-0.12	89.58	110.80	-21.22	peak	H
5725	96.33	-0.12	96.21	122.20	-25.99	peak	H
5650	50.36	-0.12	50.24	68.20	-17.96	peak	V
5700	87.16	-0.12	87.04	105.20	-18.16	peak	V
5720	88.52	-0.12	88.40	110.80	-22.40	peak	V
5725	95.11	-0.12	94.99	122.20	-27.21	peak	V

Worse case mode:		802.11n20		Test channel:		165	
Frequency	Meter Reading	Factor	Emission Level	Limits	Over	Detector Type	Ant. Pol.
(MHz)	(dBμV)	(dB)	(dBμV/m)	(dBμV/m)	(dB)		H/V
5850	101.51	-0.12	101.39	122.20	-20.81	peak	H
5855	87.66	-0.12	87.54	110.80	-23.26	peak	H
5875	85.36	-0.12	85.24	105.20	-19.96	peak	H
5925	53.64	-0.12	53.52	68.20	-14.68	peak	H
5850	102.77	-0.12	102.65	122.20	-19.55	peak	V
5855	85.62	-0.12	85.50	110.80	-25.30	peak	V
5875	84.77	-0.12	84.65	105.20	-20.55	peak	V
5925	52.36	-0.12	52.24	68.20	-15.96	peak	V

Worse case mode:		802.11ac40		Test channel:		38	
Frequency	Meter Reading	Factor	Emission Level	Limits	Over	Detector Type	Ant. Pol.
(MHz)	(dBμV)	(dB)	(dBμV/m)	(dBμV/m)	(dB)		H/V
5150	55.11	-0.12	54.99	74.00	-19.01	peak	H
5150	39.75	-0.12	39.63	54.00	-14.37	AV	H
5150	55.30	-0.12	55.18	74.00	-18.82	peak	V
5150	37.06	-0.12	36.94	54.00	-17.06	AV	V

Worse case mode:		802.11ac40		Test channel:		46	
Frequency	Meter Reading	Factor	Emission Level	Limits	Over	Detector Type	Ant. Pol.
(MHz)	(dBμV)	(dB)	(dBμV/m)	(dBμV/m)	(dB)		H/V
5250	53.92	-0.12	53.80	74.00	-20.20	peak	H
5250	38.52	-0.12	38.40	54.00	-15.60	AV	H
5250	54.42	-0.12	54.30	74.00	-19.70	peak	V
5250	37.61	-0.12	37.49	54.00	-16.51	AV	V

Worse case mode:		802.11ac40		Test channel:		151	
Frequency	Meter Reading	Factor	Emission Level	Limits	Over	Detector Type	Ant. Pol.
(MHz)	(dBμV)	(dB)	(dBμV/m)	(dBμV/m)	(dB)		H/V
5650	49.47	-0.12	49.35	68.20	-18.85	peak	H
5700	85.13	-0.12	85.01	105.20	-20.19	peak	H
5720	89.30	-0.12	89.18	110.80	-21.62	peak	H
5725	97.40	-0.12	97.28	122.20	-24.92	peak	H
5650	50.39	-0.12	50.27	68.20	-17.93	peak	V
5700	86.55	-0.12	86.43	105.20	-18.77	peak	V
5720	90.93	-0.12	90.81	110.80	-19.99	peak	V
5725	95.10	-0.12	94.98	122.20	-27.22	peak	V

Worse case mode:		802.11ac40		Test channel:		159	
Frequency	Meter Reading	Factor	Emission Level	Limits	Over	Detector Type	Ant. Pol.
(MHz)	(dBμV)	(dB)	(dBμV/m)	(dBμV/m)	(dB)		H/V
5850	103.56	-0.12	103.44	122.20	-18.76	peak	H
5855	90.34	-0.12	90.22	110.80	-20.58	peak	H
5875	86.05	-0.12	85.93	105.20	-19.27	peak	H
5925	51.13	-0.12	51.01	68.20	-17.19	peak	H
5850	101.60	-0.12	101.48	122.20	-20.72	peak	V
5855	88.21	-0.12	88.09	110.80	-22.71	peak	V
5875	86.44	-0.12	86.32	105.20	-18.88	peak	V
5925	53.97	-0.12	53.85	68.20	-14.35	peak	V

Worse case mode:		802.11ac80		Test channel:		42	
Frequency	Meter Reading	Factor	Emission Level	Limits	Over	Detector Type	Ant. Pol.
(MHz)	(dBμV)	(dB)	(dBμV/m)	(dBμV/m)	(dB)		H/V
5150	55.11	-0.12	54.99	74.00	-19.01	peak	H
5150	39.75	-0.12	39.63	54.00	-14.37	AV	H
5150	55.30	-0.12	55.18	74.00	-18.82	peak	V
5150	37.06	-0.12	36.94	54.00	-17.06	AV	V
5250	53.92	-0.12	53.80	74.00	-20.20	peak	H
5250	38.52	-0.12	38.40	54.00	-15.60	AV	H
5250	54.42	-0.12	54.30	74.00	-19.70	peak	V
5250	37.61	-0.12	37.49	54.00	-16.51	AV	V

Worse case mode:		802.11ac80		Test channel:		155	
Frequency	Meter Reading	Factor	Emission Level	Limits	Over	Detector Type	Ant. Pol.
(MHz)	(dBμV)	(dB)	(dBμV/m)	(dBμV/m)	(dB)		H/V
5650	49.49	-0.12	49.37	68.20	-18.83	peak	H
5700	85.56	-0.12	85.44	105.20	-19.76	peak	H
5720	87.31	-0.12	87.19	110.80	-23.61	peak	H
5725	99.50	-0.12	99.38	122.20	-22.82	peak	H
5650	47.86	-0.12	47.74	68.20	-20.46	peak	V
5700	87.58	-0.12	87.46	105.20	-17.74	peak	V
5720	87.65	-0.12	87.53	110.80	-23.27	peak	V
5725	94.57	-0.12	94.45	122.20	-27.75	peak	V
5850	100.50	-0.12	100.38	122.20	-21.82	peak	H
5855	87.12	-0.12	87.00	110.80	-23.80	peak	H
5875	87.35	-0.12	87.23	105.20	-17.97	peak	H
5925	50.06	-0.12	49.94	68.20	-18.26	peak	H
5850	104.89	-0.12	104.77	122.20	-17.43	peak	V
5855	90.37	-0.12	90.25	110.80	-20.55	peak	V
5875	82.67	-0.12	82.55	105.20	-22.65	peak	V
5925	52.85	-0.12	52.73	68.20	-15.47	peak	V

Factor =Antenna Factor + Cable Loss – Pre-amplifier,

ANT2

Worse case mode:		802.11a		Test channel:		36	
Frequency	Meter Reading	Factor	Emission Level	Limits	Over	Detector Type	Ant. Pol.
(MHz)	(dBμV)	(dB)	(dBμV/m)	(dBμV/m)	(dB)		H/V
5150	52.29	-0.12	52.17	74.00	-21.83	peak	H
5150	41.18	-0.12	41.06	54.00	-12.94	AV	H
5150	56.07	-0.12	55.95	74.00	-18.05	peak	V
5150	40.19	-0.12	40.07	54.00	-13.93	AV	V

Worse case mode:		802.11a		Test channel:		48	
Frequency	Meter Reading	Factor	Emission Level	Limits	Over	Detector Type	Ant. Pol.
(MHz)	(dBμV)	(dB)	(dBμV/m)	(dBμV/m)	(dB)		H/V
5250	52.01	-0.12	51.89	74.00	-22.11	peak	H
5250	38.46	-0.12	38.34	54.00	-15.66	AV	H
5250	55.58	-0.12	55.46	74.00	-18.54	peak	V
5250	40.64	-0.12	40.52	54.00	-13.48	AV	V

Worse case mode:		802.11a		Test channel:		149	
Frequency	Meter Reading	Factor	Emission Level	Limits	Over	Detector Type	Ant. Pol.
(MHz)	(dBμV)	(dB)	(dBμV/m)	(dBμV/m)	(dB)		H/V
5650	49.79	-0.12	49.67	68.20	-18.53	peak	H
5700	86.45	-0.12	86.33	105.20	-18.87	peak	H
5720	88.26	-0.12	88.14	110.80	-22.66	peak	H
5725	96.67	-0.12	96.55	122.20	-25.65	peak	H
5650	48.92	-0.12	48.80	68.20	-19.40	peak	V
5700	86.92	-0.12	86.80	105.20	-18.40	peak	V
5720	89.59	-0.12	89.47	110.80	-21.33	peak	V
5725	94.32	-0.12	94.20	122.20	-28.00	peak	V

Worse case mode:		802.11a		Test channel:		165	
Frequency	Meter Reading	Factor	Emission Level	Limits	Over	Detector Type	Ant. Pol.
(MHz)	(dBμV)	(dB)	(dBμV/m)	(dBμV/m)	(dB)		H/V
5850	101.84	-0.12	101.72	122.20	-20.48	peak	H
5855	90.84	-0.12	90.72	110.80	-20.08	peak	H
5875	83.13	-0.12	83.01	105.20	-22.19	peak	H
5925	52.43	-0.12	52.31	68.20	-15.89	peak	H
5850	102.54	-0.12	102.42	122.20	-19.78	peak	V
5855	89.50	-0.12	89.38	110.80	-21.42	peak	V
5875	87.18	-0.12	87.06	105.20	-18.14	peak	V
5925	53.88	-0.12	53.76	68.20	-14.44	peak	V

Worse case mode:		802.11n20		Test channel:		36	
Frequency	Meter Reading	Factor	Emission Level	Limits	Over	Detector Type	Ant. Pol.
(MHz)	(dBμV)	(dB)	(dBμV/m)	(dBμV/m)	(dB)		H/V
5150	52.72	-0.12	52.60	74.00	-21.40	peak	H
5150	39.94	-0.12	39.82	54.00	-14.18	AV	H
5150	53.06	-0.12	52.94	74.00	-21.06	peak	V
5150	39.54	-0.12	39.42	54.00	-14.58	AV	V

Worse case mode:		802.11n20		Test channel:		48	
Frequency	Meter Reading	Factor	Emission Level	Limits	Over	Detector Type	Ant. Pol.
(MHz)	(dBμV)	(dB)	(dBμV/m)	(dBμV/m)	(dB)		H/V
5250	52.61	-0.12	52.49	74.00	-21.51	peak	H
5250	39.73	-0.12	39.61	54.00	-14.39	AV	H
5250	55.83	-0.12	55.71	74.00	-18.29	peak	V
5250	38.43	-0.12	38.31	54.00	-15.69	AV	V

Worse case mode:		802.11n20		Test channel:		149	
Frequency	Meter Reading	Factor	Emission Level	Limits	Over	Detector Type	Ant. Pol.
(MHz)	(dBμV)	(dB)	(dBμV/m)	(dBμV/m)	(dB)		H/V
5650	47.93	-0.12	47.81	68.20	-20.39	peak	H
5700	87.54	-0.12	87.42	105.20	-17.78	peak	H
5720	87.20	-0.12	87.08	110.80	-23.72	peak	H
5725	98.70	-0.12	98.58	122.20	-23.62	peak	H
5650	48.48	-0.12	48.36	68.20	-19.84	peak	V
5700	86.43	-0.12	86.31	105.20	-18.89	peak	V
5720	88.30	-0.12	88.18	110.80	-22.62	peak	V
5725	94.71	-0.12	94.59	122.20	-27.61	peak	V

Worse case mode:		802.11n20		Test channel:		165	
Frequency	Meter Reading	Factor	Emission Level	Limits	Over	Detector Type	Ant. Pol.
(MHz)	(dBμV)	(dB)	(dBμV/m)	(dBμV/m)	(dB)		H/V
5850	100.76	-0.12	100.64	122.20	-21.56	peak	H
5855	88.07	-0.12	87.95	110.80	-22.85	peak	H
5875	83.86	-0.12	83.74	105.20	-21.46	peak	H
5925	51.76	-0.12	51.64	68.20	-16.56	peak	H
5850	106.00	-0.12	105.88	122.20	-16.32	peak	V
5855	85.54	-0.12	85.42	110.80	-25.38	peak	V
5875	82.91	-0.12	82.79	105.20	-22.41	peak	V
5925	52.64	-0.12	52.52	68.20	-15.68	peak	V

Worse case mode:		802.11n40		Test channel:		38	
Frequency	Meter Reading	Factor	Emission Level	Limits	Over	Detector Type	Ant. Pol.
(MHz)	(dBμV)	(dB)	(dBμV/m)	(dBμV/m)	(dB)		H/V
5150	54.73	-0.12	54.61	74.00	-19.39	peak	H
5150	38.17	-0.12	38.05	54.00	-15.95	AV	H
5150	53.88	-0.12	53.76	74.00	-20.24	peak	V
5150	39.24	-0.12	39.12	54.00	-14.88	AV	V

Worse case mode:		802.11n40		Test channel:		46	
Frequency	Meter Reading	Factor	Emission Level	Limits	Over	Detector Type	Ant. Pol.
(MHz)	(dBμV)	(dB)	(dBμV/m)	(dBμV/m)	(dB)		H/V
5250	55.13	-0.12	55.01	74.00	-18.99	peak	H
5250	39.07	-0.12	38.95	54.00	-15.05	AV	H
5250	55.18	-0.12	55.06	74.00	-18.94	peak	V
5250	38.48	-0.12	38.36	54.00	-15.64	AV	V

Worse case mode:		802.11n40		Test channel:		151	
Frequency	Meter Reading	Factor	Emission Level	Limits	Over	Detector Type	Ant. Pol.
(MHz)	(dBμV)	(dB)	(dBμV/m)	(dBμV/m)	(dB)		H/V
5650	48.46	-0.12	48.34	68.20	-19.86	peak	H
5700	87.38	-0.12	87.26	105.20	-17.94	peak	H
5720	90.56	-0.12	90.44	110.80	-20.36	peak	H
5725	96.14	-0.12	96.02	122.20	-26.18	peak	H
5650	49.49	-0.12	49.37	68.20	-18.83	peak	V
5700	85.26	-0.12	85.14	105.20	-20.06	peak	V
5720	90.34	-0.12	90.22	110.80	-20.58	peak	V
5725	93.78	-0.12	93.66	122.20	-28.54	peak	V

Worse case mode:		802.11n40		Test channel:		159	
Frequency	Meter Reading	Factor	Emission Level	Limits	Over	Detector Type	Ant. Pol.
(MHz)	(dBμV)	(dB)	(dBμV/m)	(dBμV/m)	(dB)		H/V
5850	102.90	-0.12	102.78	122.20	-19.42	peak	H
5855	86.58	-0.12	86.46	110.80	-24.34	peak	H
5875	82.11	-0.12	81.99	105.20	-23.21	peak	H
5925	51.10	-0.12	50.98	68.20	-17.22	peak	H
5850	102.46	-0.12	102.34	122.20	-19.86	peak	V
5855	90.39	-0.12	90.27	110.80	-20.53	peak	V
5875	82.25	-0.12	82.13	105.20	-23.07	peak	V
5925	52.86	-0.12	52.74	68.20	-15.46	peak	V

Worse case mode:		802.11ac20		Test channel:		36	
Frequency	Meter Reading	Factor	Emission Level	Limits	Over	Detector Type	Ant. Pol.
(MHz)	(dBμV)	(dB)	(dBμV/m)	(dBμV/m)	(dB)		H/V
5150	54.62	-0.12	54.50	74.00	-19.50	peak	H
5150	41.80	-0.12	41.68	54.00	-12.32	AV	H
5150	52.97	-0.12	52.85	74.00	-21.15	peak	V
5150	38.94	-0.12	38.82	54.00	-15.18	AV	V

Worse case mode:		802.11ac20		Test channel:		48	
Frequency	Meter Reading	Factor	Emission Level	Limits	Over	Detector Type	Ant. Pol.
(MHz)	(dBμV)	(dB)	(dBμV/m)	(dBμV/m)	(dB)		H/V
5250	53.93	-0.12	53.81	74.00	-20.19	peak	H
5250	39.90	-0.12	39.78	54.00	-14.22	AV	H
5250	55.93	-0.12	55.81	74.00	-18.19	peak	V
5250	37.01	-0.12	36.89	54.00	-17.11	AV	V

Worse case mode:		802.11ac20		Test channel:		149	
Frequency	Meter Reading	Factor	Emission Level	Limits	Over	Detector Type	Ant. Pol.
(MHz)	(dBμV)	(dB)	(dBμV/m)	(dBμV/m)	(dB)		H/V
5650	49.86	-0.12	49.74	68.20	-18.46	peak	H
5700	86.37	-0.12	86.25	105.20	-18.95	peak	H
5720	90.06	-0.12	89.94	110.80	-20.86	peak	H
5725	99.73	-0.12	99.61	122.20	-22.59	peak	H
5650	49.76	-0.12	49.64	68.20	-18.56	peak	V
5700	86.11	-0.12	85.99	105.20	-19.21	peak	V
5720	88.60	-0.12	88.48	110.80	-22.32	peak	V
5725	92.75	-0.12	92.63	122.20	-29.57	peak	V

Worse case mode:		802.11n20		Test channel:		165	
Frequency	Meter Reading	Factor	Emission Level	Limits	Over	Detector Type	Ant. Pol.
(MHz)	(dBμV)	(dB)	(dBμV/m)	(dBμV/m)	(dB)		H/V
5850	105.64	-0.12	105.52	122.20	-16.68	peak	H
5855	88.37	-0.12	88.25	110.80	-22.55	peak	H
5875	83.91	-0.12	83.79	105.20	-21.41	peak	H
5925	50.30	-0.12	50.18	68.20	-18.02	peak	H
5850	101.39	-0.12	101.27	122.20	-20.93	peak	V
5855	88.56	-0.12	88.44	110.80	-22.36	peak	V
5875	87.98	-0.12	87.86	105.20	-17.34	peak	V
5925	53.54	-0.12	53.42	68.20	-14.78	peak	V

Worse case mode:		802.11ac40		Test channel:		38	
Frequency	Meter Reading	Factor	Emission Level	Limits	Over	Detector Type	Ant. Pol.
(MHz)	(dBμV)	(dB)	(dBμV/m)	(dBμV/m)	(dB)		H/V
5150	54.42	-0.12	54.30	74.00	-19.70	peak	H
5150	38.12	-0.12	38.00	54.00	-16.00	AV	H
5150	55.06	-0.12	54.94	74.00	-19.06	peak	V
5150	40.37	-0.12	40.25	54.00	-13.75	AV	V

Worse case mode:		802.11ac40		Test channel:		46	
Frequency	Meter Reading	Factor	Emission Level	Limits	Over	Detector Type	Ant. Pol.
(MHz)	(dBμV)	(dB)	(dBμV/m)	(dBμV/m)	(dB)		H/V
5250	51.96	-0.12	51.84	74.00	-22.16	peak	H
5250	38.00	-0.12	37.88	54.00	-16.12	AV	H
5250	55.51	-0.12	55.39	74.00	-18.61	peak	V
5250	37.55	-0.12	37.43	54.00	-16.57	AV	V

Worse case mode:		802.11ac40		Test channel:		151	
Frequency	Meter Reading	Factor	Emission Level	Limits	Over	Detector Type	Ant. Pol.
(MHz)	(dBμV)	(dB)	(dBμV/m)	(dBμV/m)	(dB)		H/V
5650	49.15	-0.12	49.03	68.20	-19.17	peak	H
5700	86.49	-0.12	86.37	105.20	-18.83	peak	H
5720	88.91	-0.12	88.79	110.80	-22.01	peak	H
5725	97.43	-0.12	97.31	122.20	-24.89	peak	H
5650	48.73	-0.12	48.61	68.20	-19.59	peak	V
5700	85.03	-0.12	84.91	105.20	-20.29	peak	V
5720	88.08	-0.12	87.96	110.80	-22.84	peak	V
5725	92.67	-0.12	92.55	122.20	-29.65	peak	V

Worse case mode:		802.11ac40		Test channel:		159	
Frequency	Meter Reading	Factor	Emission Level	Limits	Over	Detector Type	Ant. Pol.
(MHz)	(dBμV)	(dB)	(dBμV/m)	(dBμV/m)	(dB)		H/V
5850	104.24	-0.12	104.12	122.20	-18.08	peak	H
5855	86.00	-0.12	85.88	110.80	-24.92	peak	H
5875	85.19	-0.12	85.07	105.20	-20.13	peak	H
5925	50.25	-0.12	50.13	68.20	-18.07	peak	H
5850	104.12	-0.12	104.00	122.20	-18.20	peak	V
5855	88.76	-0.12	88.64	110.80	-22.16	peak	V
5875	84.22	-0.12	84.10	105.20	-21.10	peak	V
5925	53.97	-0.12	53.85	68.20	-14.35	peak	V

Worse case mode:		802.11ac80		Test channel:		42	
Frequency	Meter Reading	Factor	Emission Level	Limits	Over	Detector Type	Ant. Pol.
(MHz)	(dBμV)	(dB)	(dBμV/m)	(dBμV/m)	(dB)		H/V
5150	53.22	-0.12	53.10	74.00	-20.90	peak	H
5150	39.47	-0.12	39.35	54.00	-14.65	AV	H
5150	53.13	-0.12	53.01	74.00	-20.99	peak	V
5150	37.44	-0.12	37.32	54.00	-16.68	AV	V
5250	51.42	-0.12	51.30	74.00	-22.70	peak	H
5250	39.97	-0.12	39.85	54.00	-14.15	AV	H
5250	53.95	-0.12	53.83	74.00	-20.17	peak	V
5250	37.74	-0.12	37.62	54.00	-16.38	AV	V

Worse case mode:		802.11ac80		Test channel:		155	
Frequency	Meter Reading	Factor	Emission Level	Limits	Over	Detector Type	Ant. Pol.
(MHz)	(dBμV)	(dB)	(dBμV/m)	(dBμV/m)	(dB)		H/V
5650	50.54	-0.12	50.42	68.20	-17.78	peak	H
5700	85.43	-0.12	85.31	105.20	-19.89	peak	H
5720	87.94	-0.12	87.82	110.80	-22.98	peak	H
5725	98.76	-0.12	98.64	122.20	-23.56	peak	H
5650	49.44	-0.12	49.32	68.20	-18.88	peak	V
5700	86.95	-0.12	86.83	105.20	-18.37	peak	V
5720	90.92	-0.12	90.80	110.80	-20.00	peak	V
5725	92.84	-0.12	92.72	122.20	-29.48	peak	V
5850	105.93	-0.12	105.81	122.20	-16.39	peak	H
5855	89.07	-0.12	88.95	110.80	-21.85	peak	H
5875	85.45	-0.12	85.33	105.20	-19.87	peak	H
5925	51.86	-0.12	51.74	68.20	-16.46	peak	H
5850	102.51	-0.12	102.39	122.20	-19.81	peak	V
5855	90.16	-0.12	90.04	110.80	-20.76	peak	V
5875	83.80	-0.12	83.68	105.20	-21.52	peak	V
5925	53.02	-0.12	52.90	68.20	-15.30	peak	V

Factor =Antenna Factor + Cable Loss – Pre-amplifier,

5.POWER SPECTRAL DENSITY TEST

Test Requirement:	FCC 47 CFR Part 15 Subpart E Section 15.407 (a)
Test Method:	KDB 789033 D02 v02r01

5.1 APPLIED PROCEDURES / LIMIT

For an indoor access point operating in the band 5.15-5.25 GHz, the maximum conducted output power over the frequency band of operation shall not exceed 1 W provided the maximum antenna gain does not exceed 6 dBi. In addition, the maximum power spectral density shall not exceed 17 dBm in any 1 megahertz band. If transmitting antennas of directional gain greater than 6 dBi are used, both the maximum conducted output power and the maximum power spectral density shall be reduced by the amount in dB that the directional gain of the antenna exceeds 6 dBi.

For the band 5.725-5.850 GHz, the maximum conducted output power over the frequency band of operation shall not exceed 1 W. In addition, the maximum power spectral density shall not exceed 30 dBm in any 500-kHz band. If transmitting antennas of directional gain greater than 6 dBi are used, both the maximum conducted output power and the maximum power spectral density shall be reduced by the amount in dB that the directional gain of the antenna exceeds 6 dBi.

LIMIT:	U-NII-1	17DBM/MHZ
	U-NII-3	30DBM/500KHZ

5.2 TEST PROCEDURE

1. Set analyzer center frequency to DTS channel center frequency.
2. Set the span to 1.5 times the DTS bandwidth.
3. Set the RBW to: 3 kHz ≤ RBW ≤ 100 kHz.
4. Set the VBW ≥ 3 x RBW.
5. Detector = peak.
6. Sweep time = auto couple.
7. Trace mode = max hold.
8. Allow trace to fully stabilize.
9. Use the peak marker function to determine the maximum amplitude level within the RBW.
10. If measured value exceeds limit, reduce RBW (no less than 3 kHz) and repeat.

5.3 DEVIATION FROM STANDARD

No deviation.

5.4 TEST SETUP

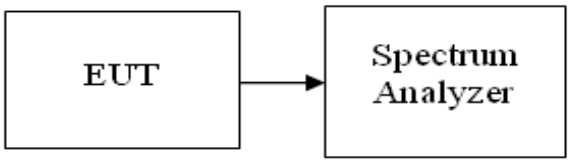

5.5 EUT OPERATION CONDITIONS

The EUT tested system was configured as the statements of 2.1 Unless otherwise a special operating condition is specified in the follows during the testing.

5.6 TEST RESULT

Temperature :	26℃	Relative Humidity :	54%
Pressure :	101kPa	Test Voltage :	AC120V
Test Mode :	TX frequency band 1&band4		

BAND1

802.11 Mode	Channel No.	Frequency [MHz]	Measured Power Spectral Density [dBm/MHz]		Power Spectral Density Limit [dBm/MHz]	MIMO/CDD Power Density [dBm/MHz]	MIMO/CDD Power Density Limit [dBm/MHz]
			ANT1	ANT2			
a	36	5180	12.687	9.584	17	/	/
	40	5200	12.273	9.927	17	/	/
	48	5240	12.165	10.281	17	/	/
n(20MHz)	36	5180	12.651	9.901	17	14.50	17
	40	5200	12.264	9.557	17	14.13	17
	48	5240	12.131	9.539	17	14.04	17
n (40MHz)	38	5190	8.878	6.181	17	10.75	17
	46	5230	8.608	6.394	17	10.65	17
ac (20MHz)	36	5180	9.905	7.337	17	11.82	17
	40	5200	10.16	7.171	17	11.93	17
	48	5240	9.669	6.941	17	11.53	17
ac(40MHz)	38	5190	6.571	3.677	17	8.37	17
	46	5230	6.173	3.56	17	8.07	17
ac(80MHz)	42	5210	3.907	0.514	17	5.54	17
ax(20MHz)	36	5180	9.156	6.566	17	11.06	17
	40	5200	10.613	7.36	17	12.29	17
	48	5240	9.641	7.675	17	11.78	17
ax40MHz)	38	5190	6.833	4.27	17	8.75	17
	46	5230	7.453	2.943	17	8.77	17
ax(80MHz)	42	5210	3.307	-0.067	17	4.95	17

BAND 4

802.11 Mode	Channel No.	Frequency [MHz]	Meas PSD [dBm/510kHz]		Meas PSD [dBm/500kHz]		MIMO/CDD Power Density Limit [dBm/500kHz]
			ANT1	ANT2	ANT1	ANT2	
a	149	5745	5.843	3.356	5.757	3.270	30
	157	5785	5.002	3.52	4.916	3.434	30
	165	5825	5.105	4.366	5.019	4.280	30
n (20MHz)	149	5745	5.693	4.265	5.607	4.179	30
	157	5785	4.228	3.285	4.142	3.199	30
	165	5825	4.667	4.695	4.581	4.609	30
n (40MHz)	151	5755	1.694	-0.31	1.608	-0.396	30
	159	5795	1.556	0.465	1.470	0.379	30
ac (20MHz)	149	5745	3.859	1.248	3.773	1.162	30
	157	5785	2.984	1.332	2.898	1.246	30
	165	5825	1.94	2.143	1.854	2.057	30
ac(40MHz)	151	5755	0.059	-3.144	-0.027	-3.230	30
	159	5795	-0.854	-3.155	-0.940	-3.241	30
ac(80MHz)	155	5755	-3.138	-5.626	-3.224	-5.712	30
ax (20MHz)	149	5745	3.641	2.872	3.555	2.786	30
	157	5785	1.823	1.801	1.737	1.715	30
	165	5825	1.626	2.426	1.540	2.340	30
ax(40MHz)	151	5755	0.862	0.7	0.776	0.614	30
	159	5795	-1.204	0.817	-1.290	0.731	30
ax(80MHz)	155	5755	-2.808	-3.759	-2.894	-3.845	30

Note: Covert PSD [dBm/510KHz]= PSD[dBm/510KHz]+10*log(500/510)

802.11 Mode	Channel No.	Frequency [MHz]	Meas PSD [dBm/500kHz]		MIMO/CDD Power Density [dBm/500kHz]	MIMO/CDD Power Density Limit [dBm/500kHz]
			ANT1	ANT2		
a	36	5745	5.757	3.270	/	/
	40	5785	4.916	3.434	/	/
	48	5825	5.019	4.280	/	/
n (20MHz)	36	5745	5.607	4.179	7.96	30
	40	5785	4.142	3.199	6.71	30
	48	5825	4.581	4.609	7.61	30
n (40MHz)	38	5755	1.608	-0.396	3.73	30
	46	5795	1.470	0.379	3.97	30
ac (20MHz)	36	5745	3.773	1.162	5.67	30
	40	5785	2.898	1.246	5.16	30
	48	5825	1.854	2.057	4.97	30
ac(40MHz)	38	5755	-0.027	-3.230	1.67	30
	46	5795	-0.940	-3.241	1.07	30

ac(80MHz)	42	5755	-3.224	-5.712	-1.28	30
ax (20MHz)	149	5745	3.555	2.786	6.20	30
	157	5785	1.737	1.715	4.74	30
	165	5825	1.540	2.340	4.97	30
ax(40MHz)	151	5755	0.776	0.614	3.71	30
	159	5795	-1.290	0.731	2.85	30
ax(80MHz)	155	5755	-2.894	-3.845	-0.33	30

band 1 – 802.11a

ANT1	ANT2
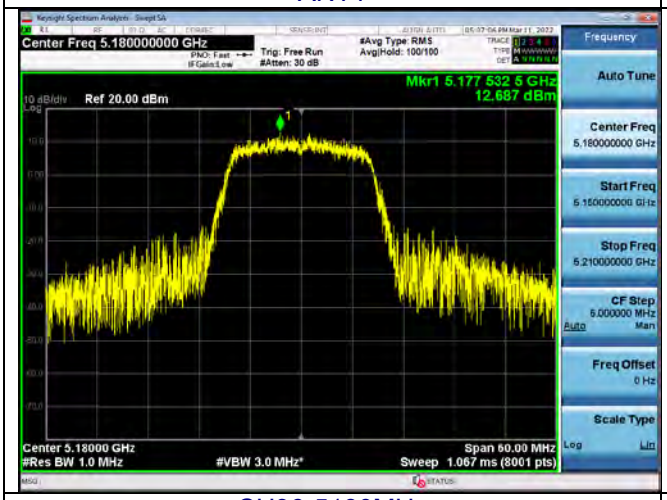	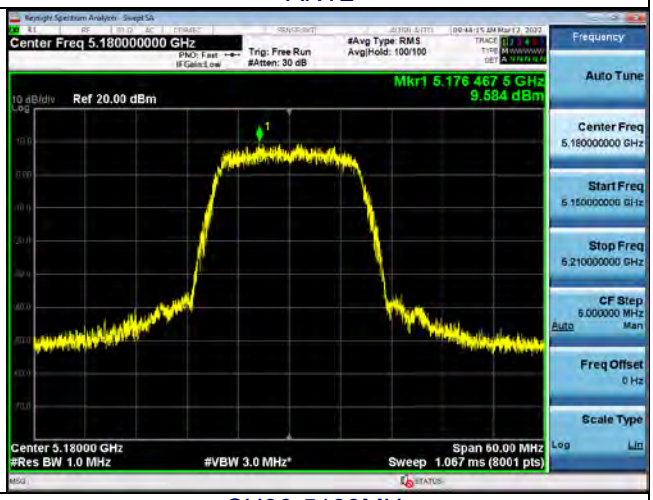
CH36-5180MHz	CH36-5180MHz
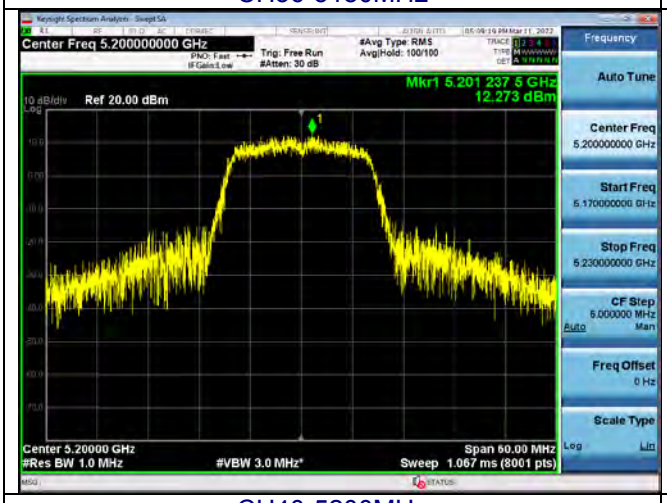	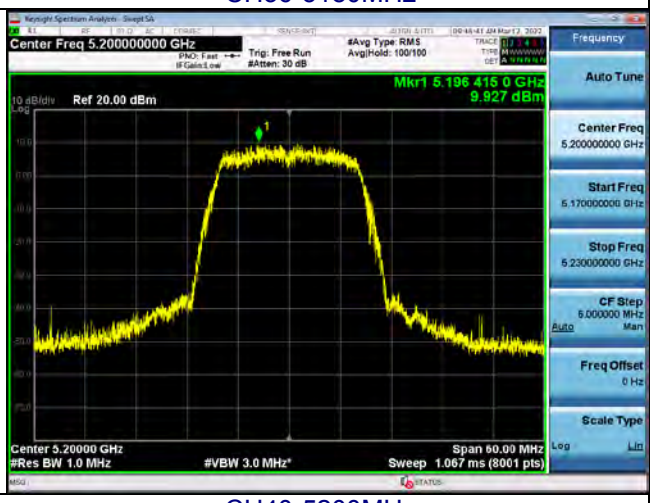
CH40-5200MHz	CH40-5200MHz

CH48-5240MHz

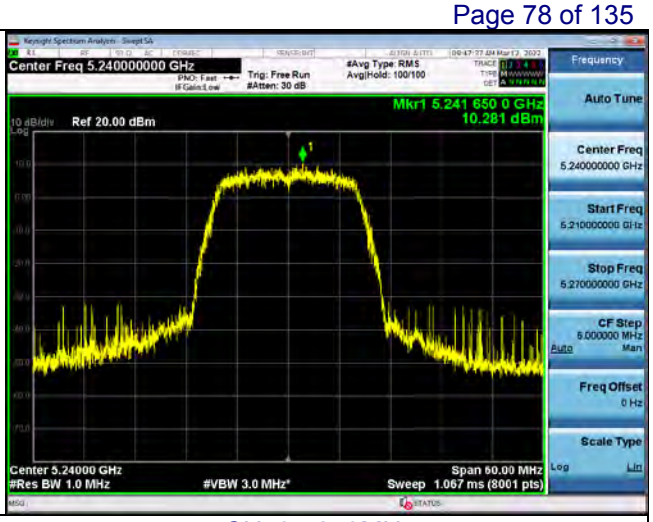

CH48-5240MHz

band 1 – 802.11n (20MHz)

ANT1	ANT2
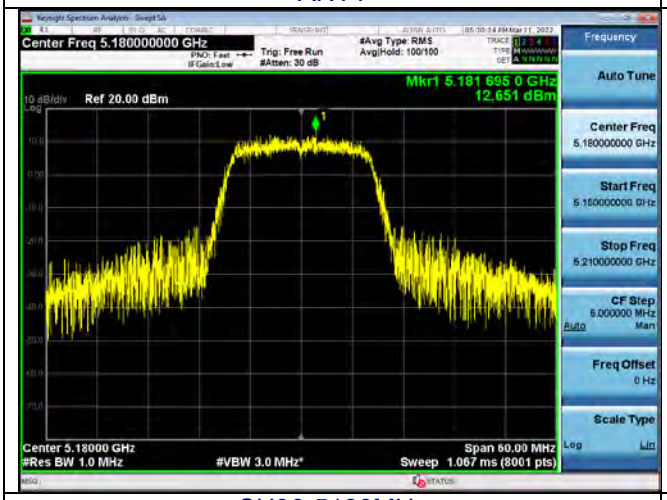	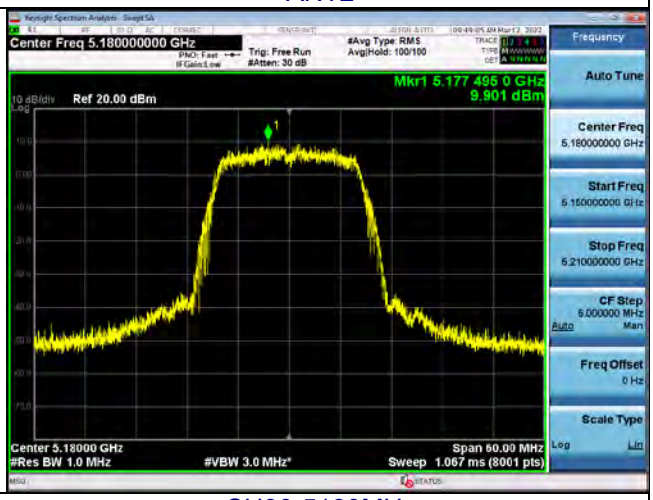
CH36-5180MHz	CH36-5180MHz
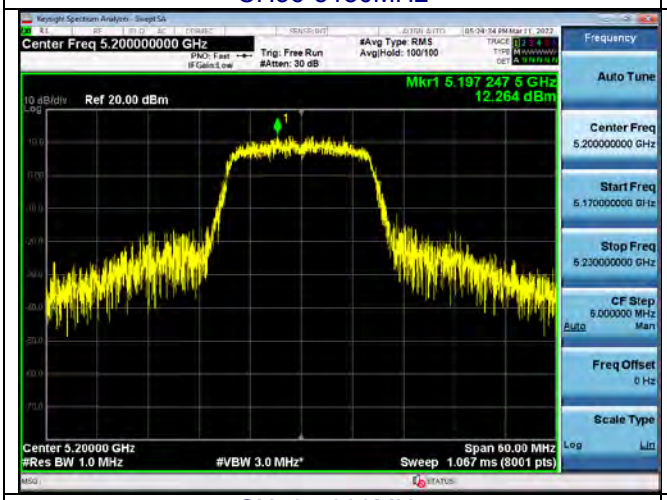	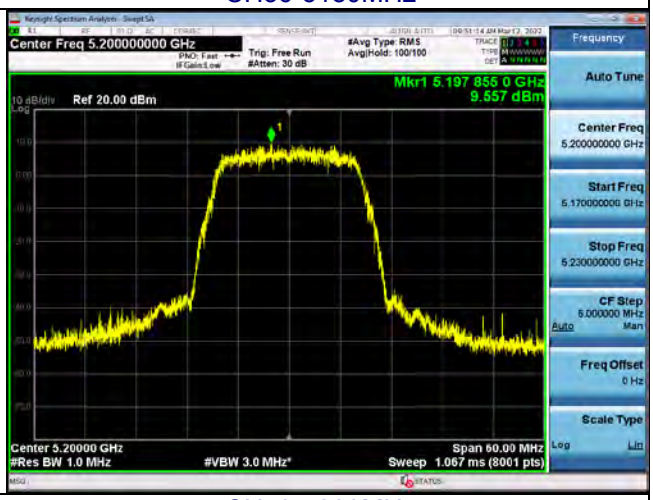
CH40-5200MHz	CH40-5200MHz
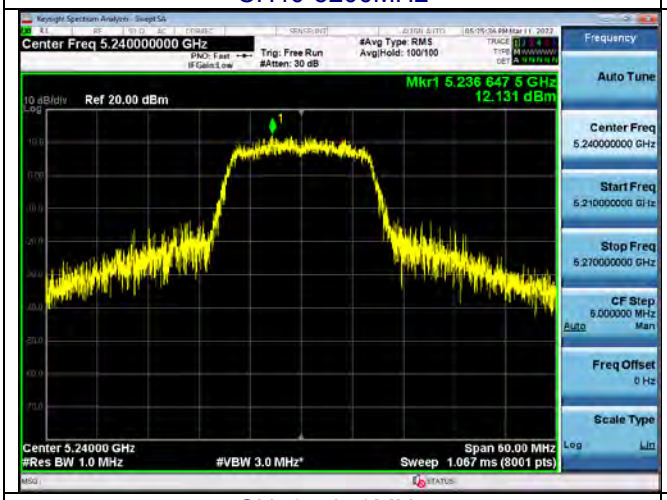	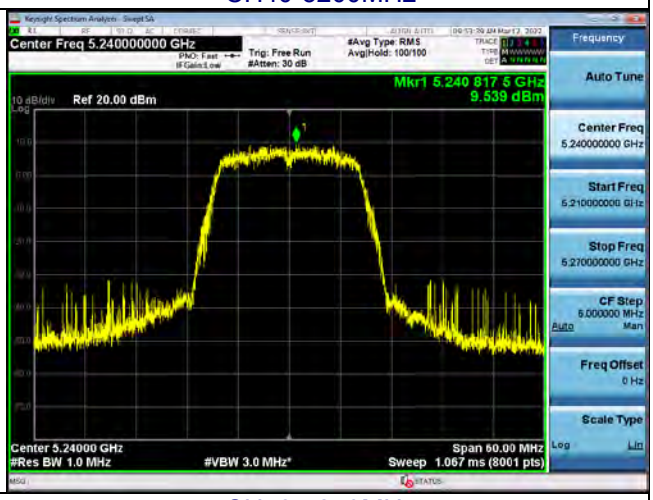
CH48-5240MHz	CH48-5240MHz

band 1 – 802.11n (40MHz)

ANT1	ANT2
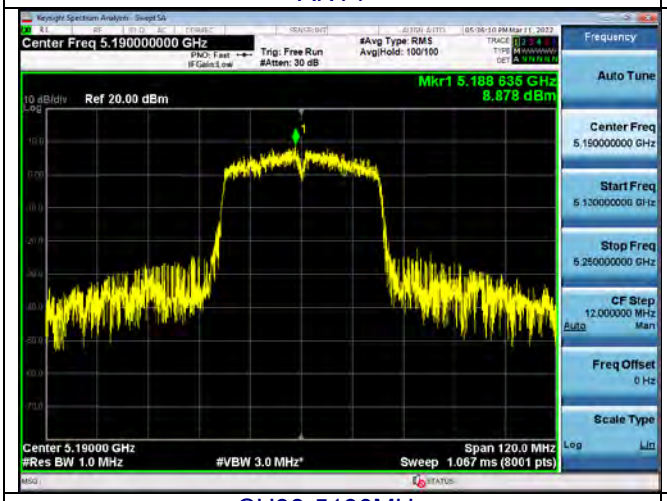	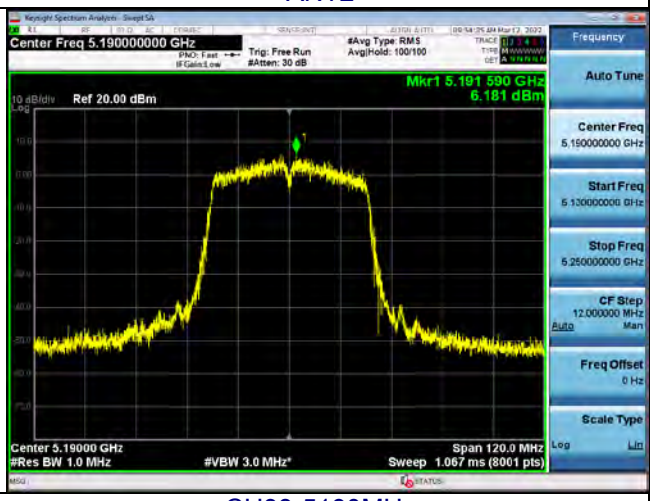
CH38-5190MHz	CH38-5190MHz
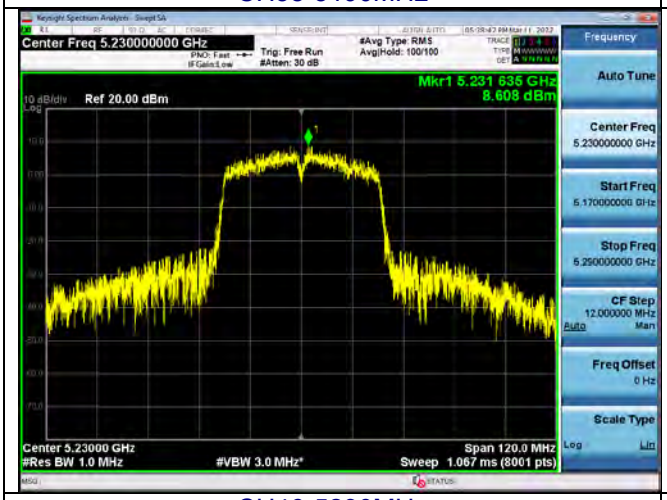	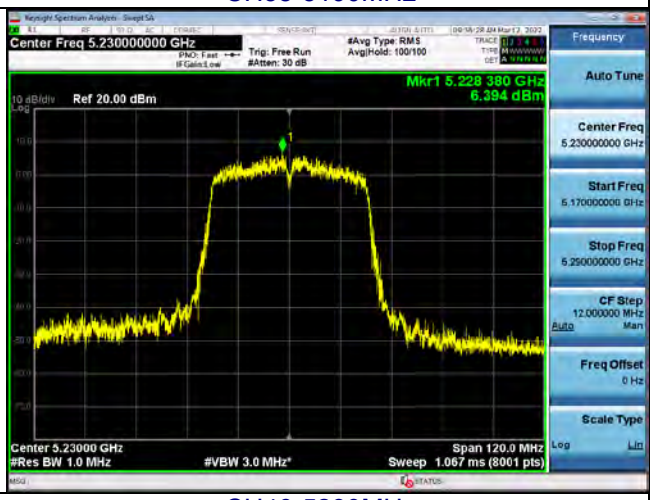
CH46-5230MHz	CH46-5230MHz

band 1 – 802.11ac 20MHz)

ANT1	ANT2
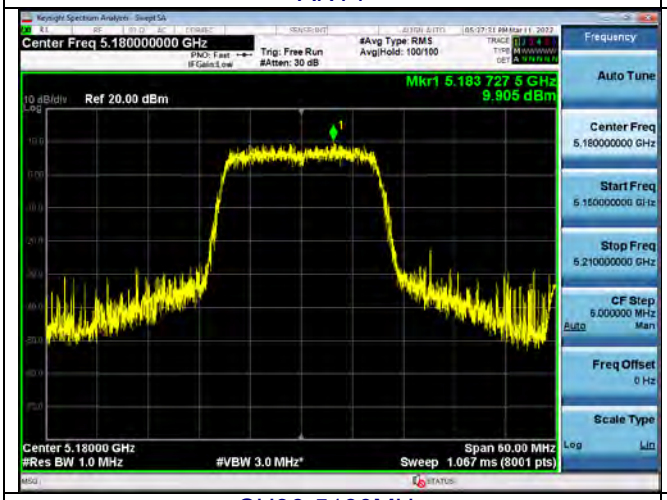	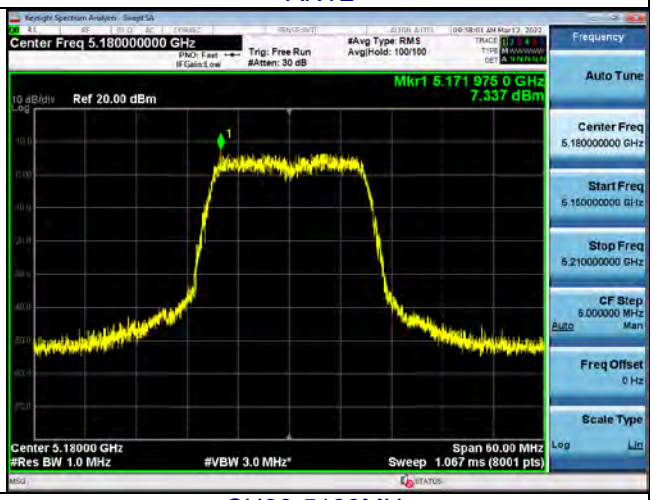
CH36-5180MHz	CH36-5180MHz

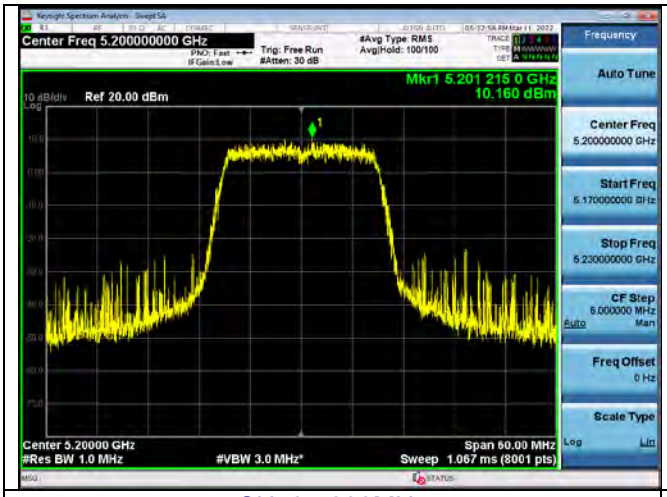

CH40-5200MHz

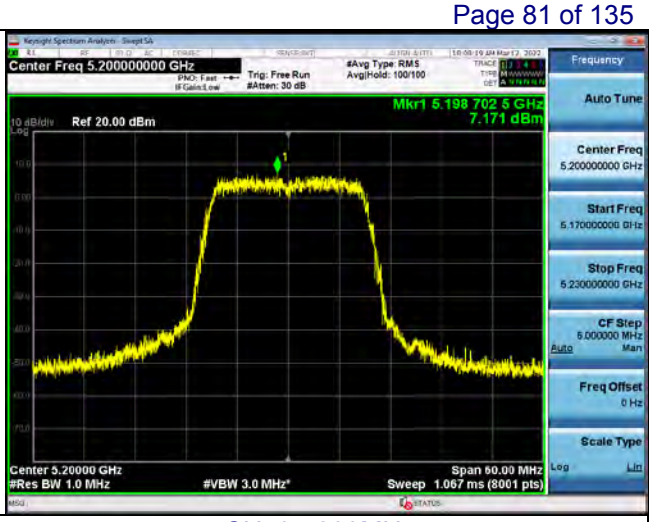

CH40-5200MHz

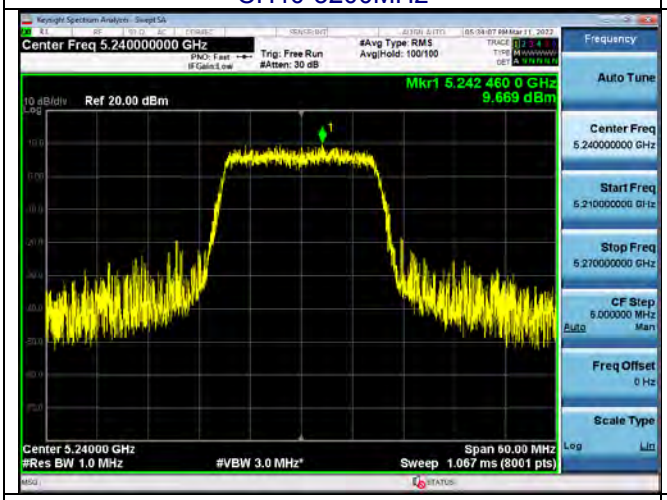

CH48-5240MHz

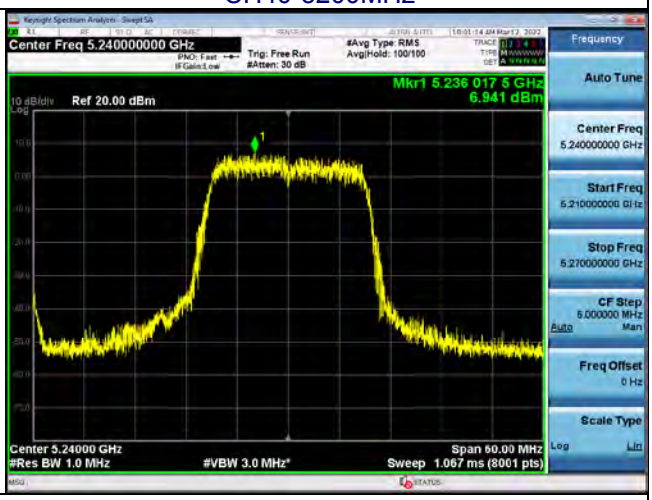

CH48-5240MHz

band 1 – 802.11ac (40MHz)

ANT1	ANT2
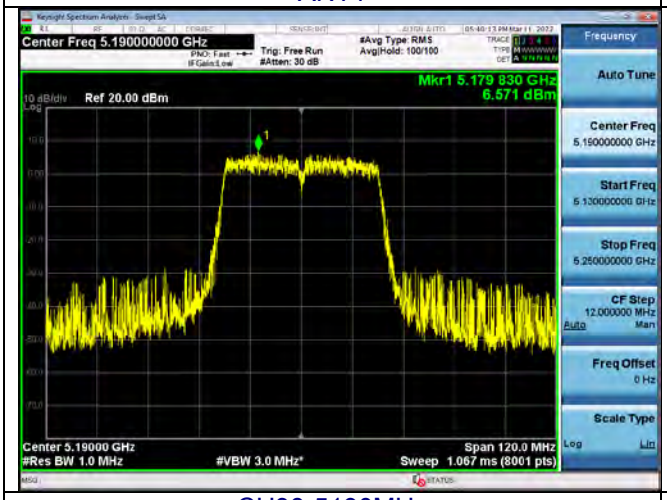	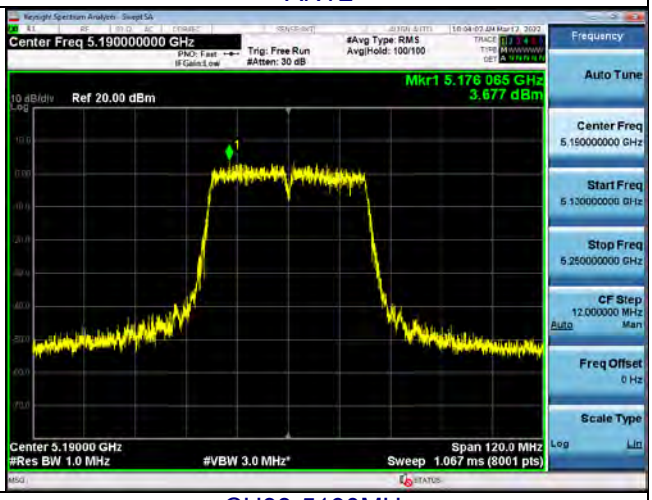
CH38-5190MHz	CH38-5190MHz

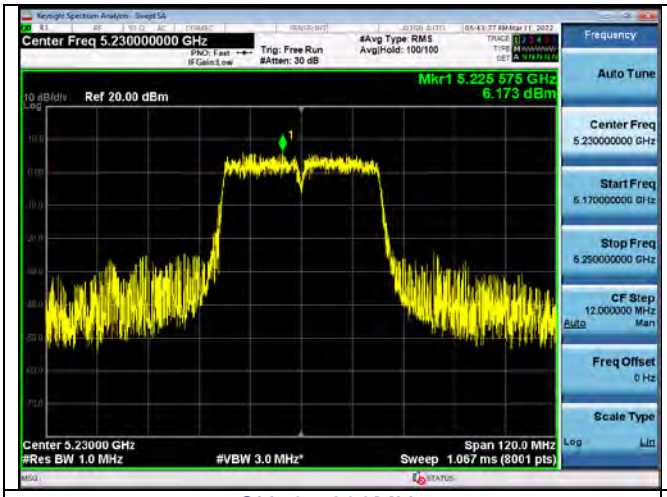

CH46-5230MHz

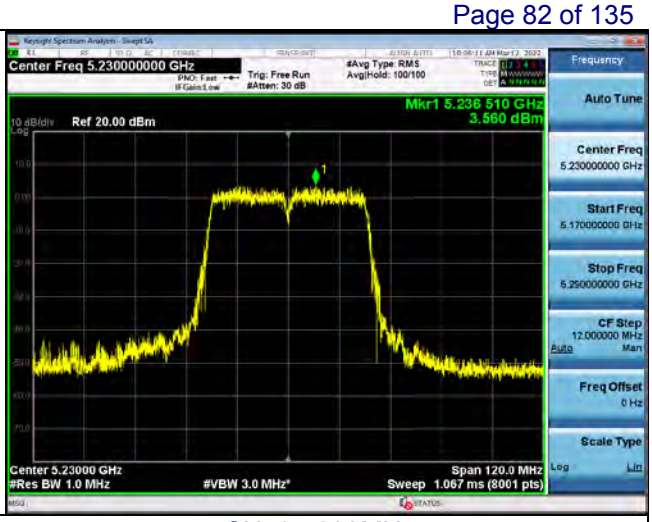

CH46-5230MHz

band 1 –802.11ac (80MHz)

ANT1

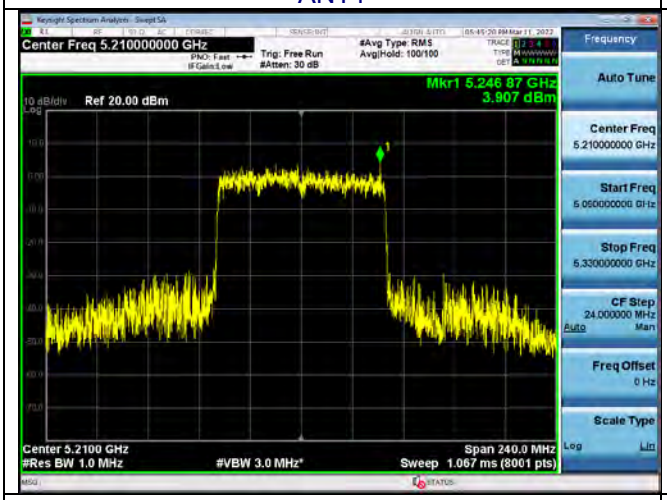

CH42 5210MHz

ANT2

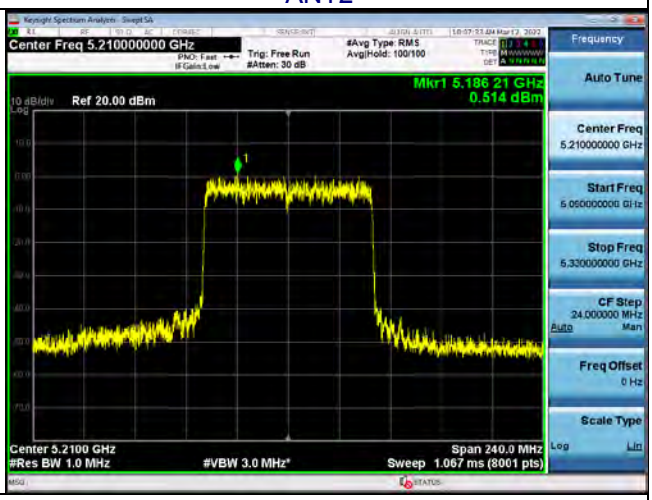

CH42 5210MHz

band 1 – 802.11ax20MHz)

ANT1

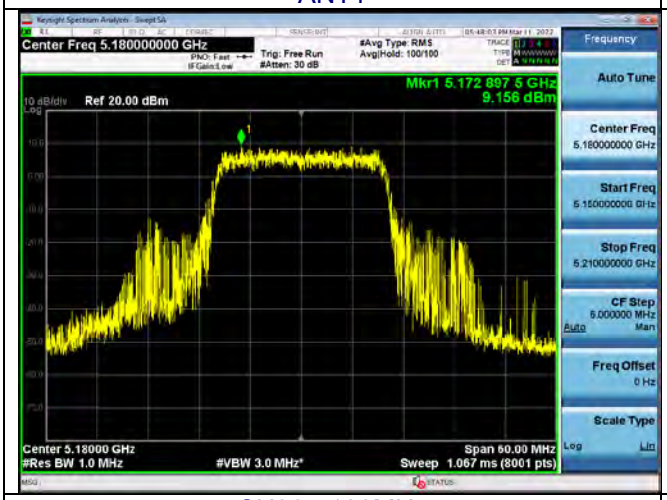

CH36-5180MHz

ANT2

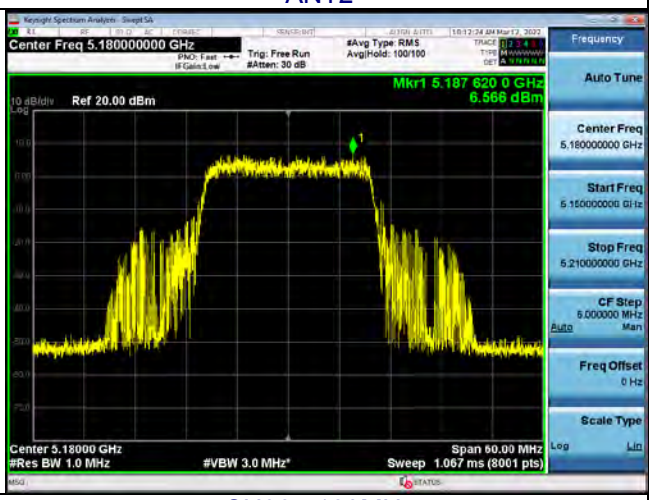

CH36-5180MHz

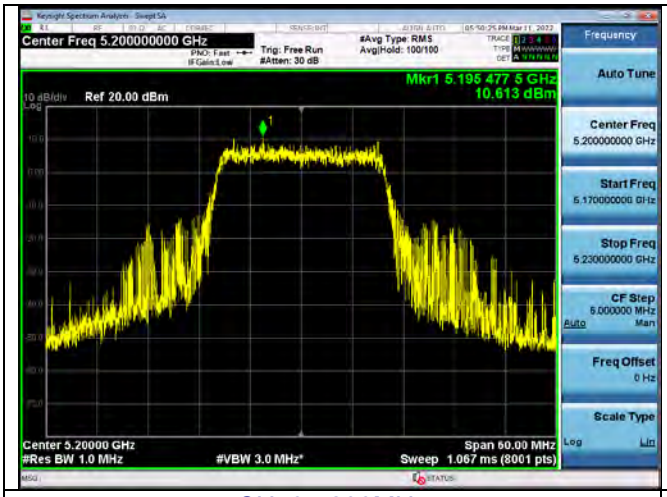

CH40-5200MHz

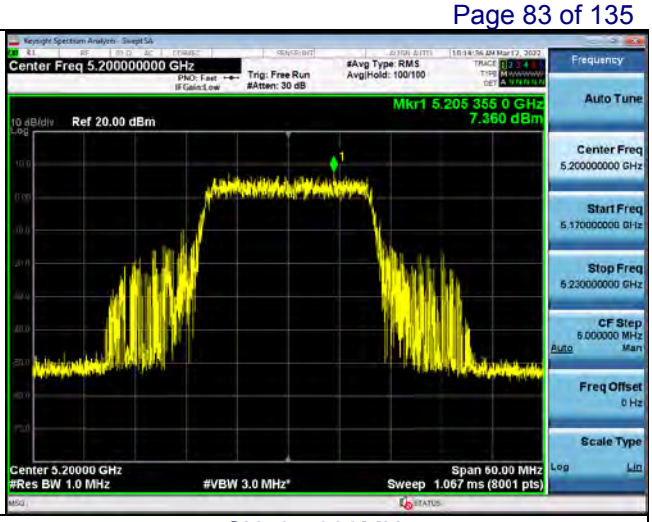

CH40-5200MHz

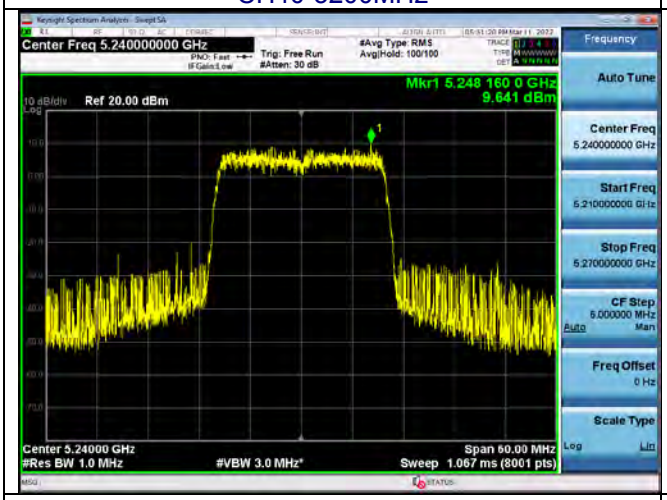

CH48-5240MHz

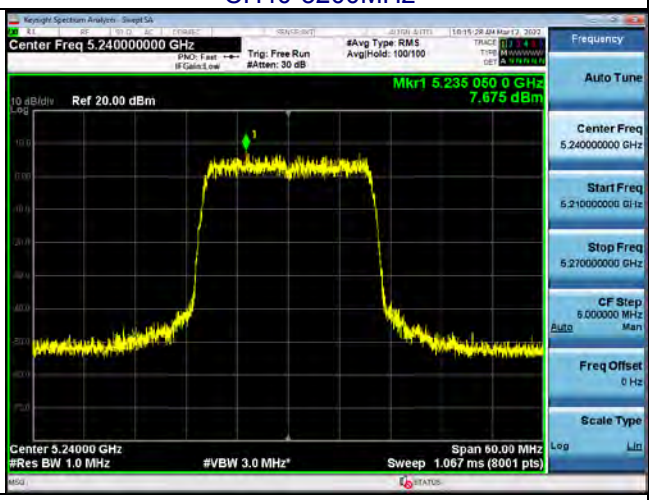

CH48-5240MHz

band 1 – 802.11ax (40MHz)

ANT1	ANT2
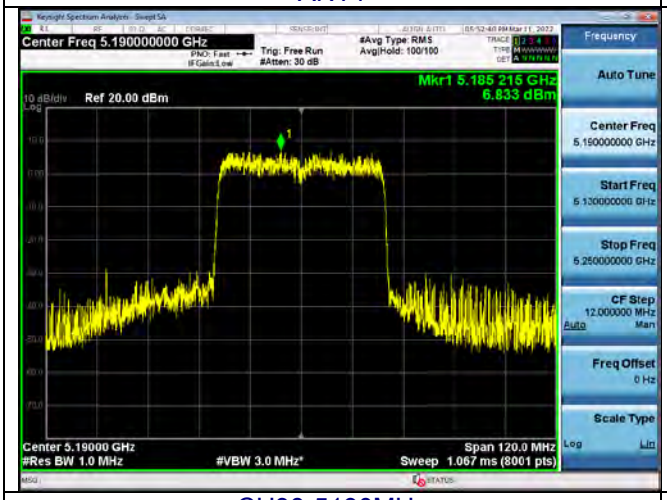	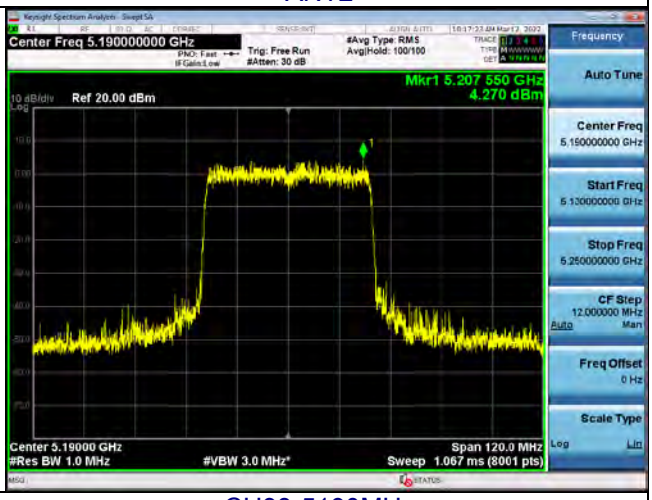
CH38-5190MHz	CH38-5190MHz

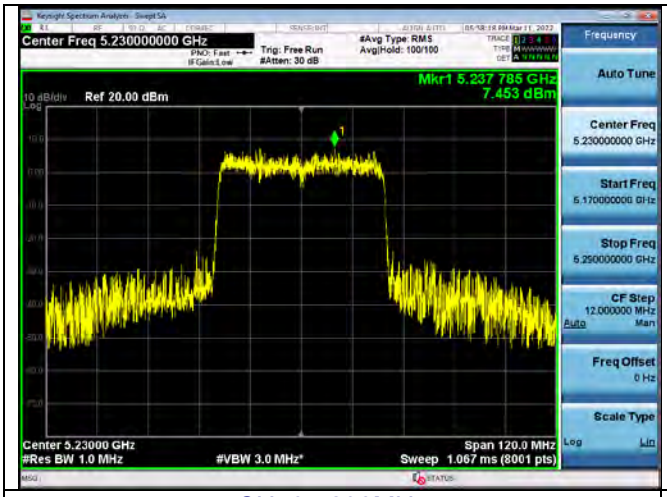

CH46-5230MHz

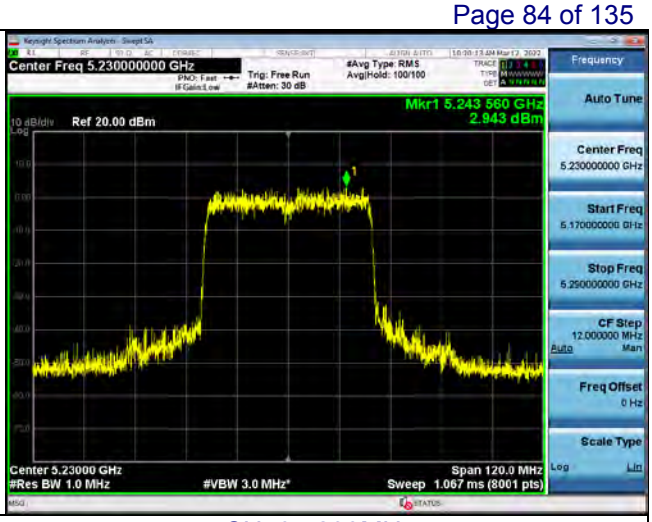

CH46-5230MHz

band 1 –802.11ax (80MHz)

ANT1	ANT2
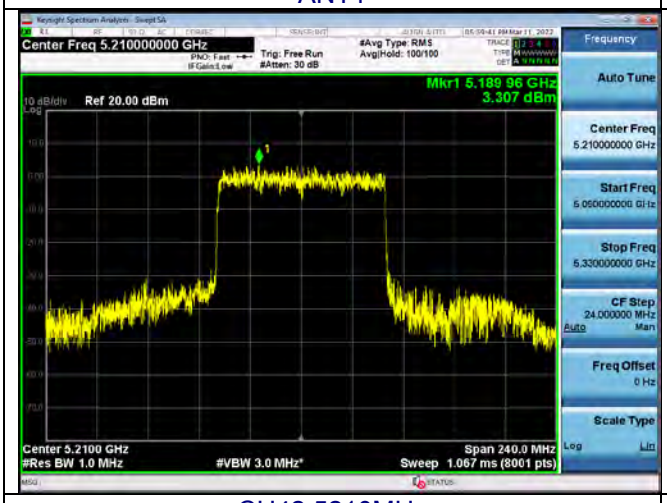	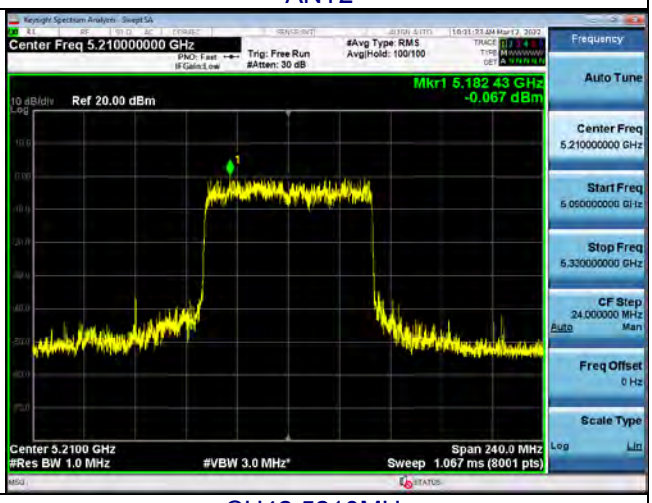
CH42 5210MHz	CH42 5210MHz

Band 4 –802.11a

ANT1	ANT2
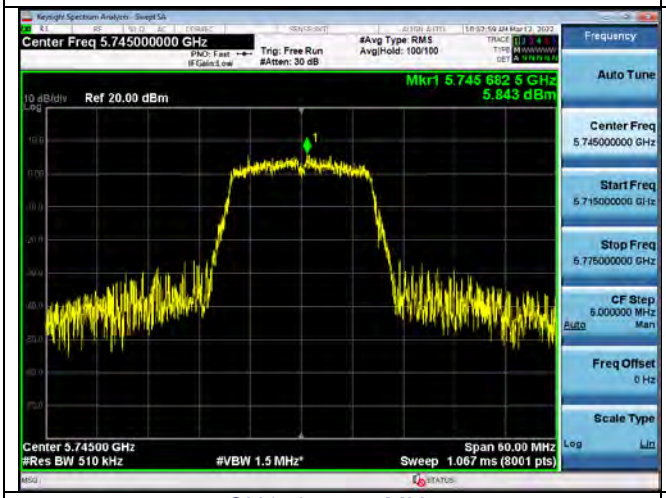	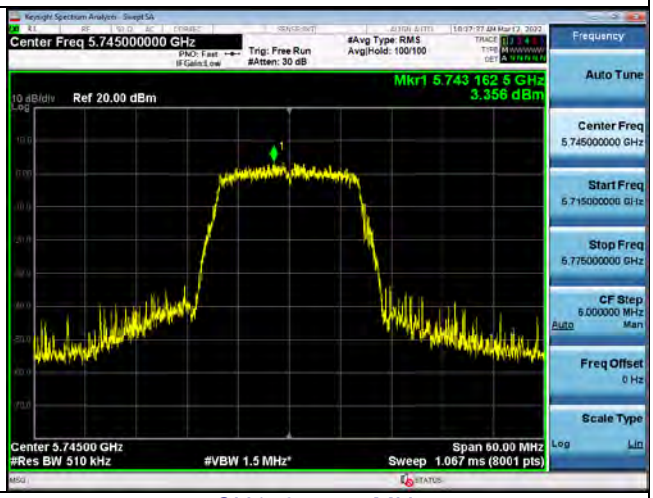
CH149 -5745MHz	CH149 -5745MHz
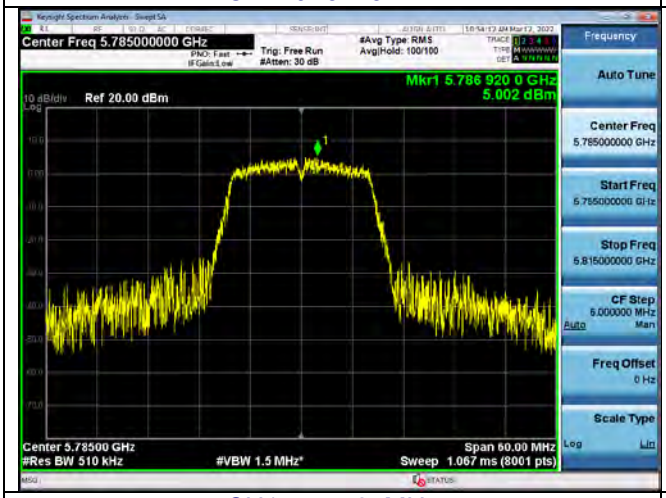	
CH157 -5785MHz	CH157 -5785MHz
	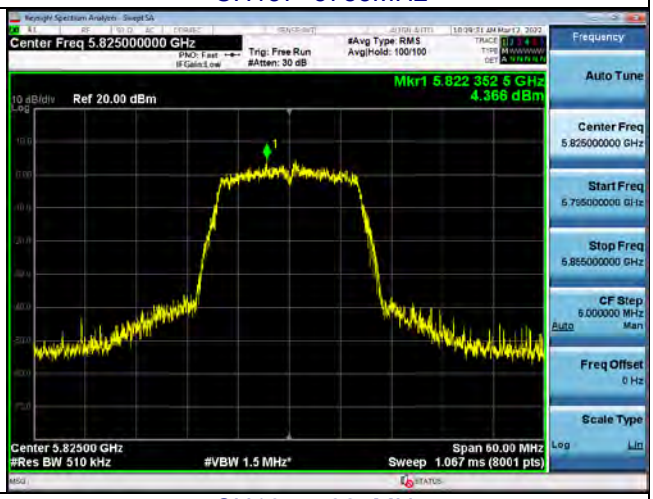
CH165 -5825MHz	CH165 -5825MHz

Band4 –802.11n (20MHz)

ANT1	ANT2
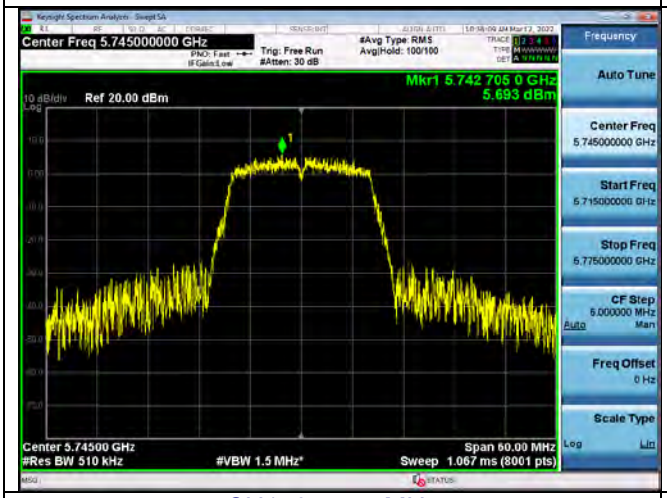	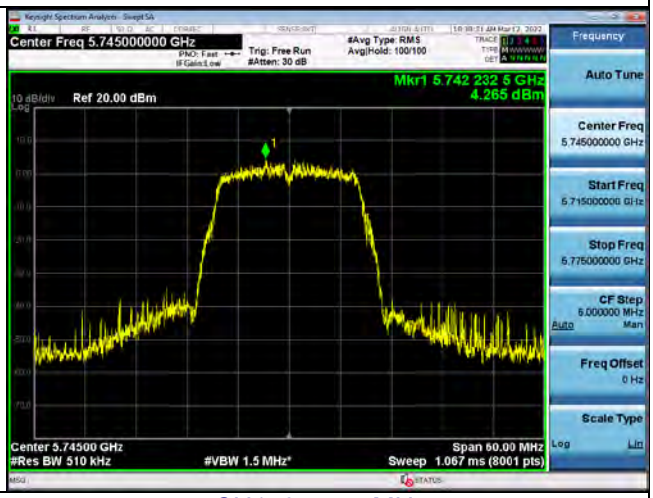
CH149 -5745MHz	CH149 -5745MHz
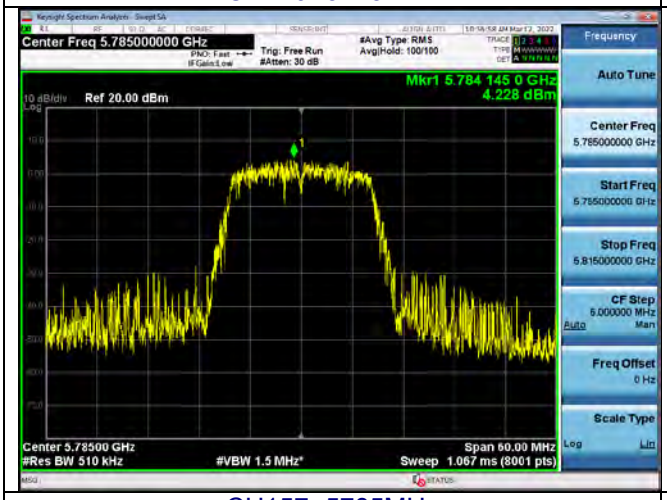	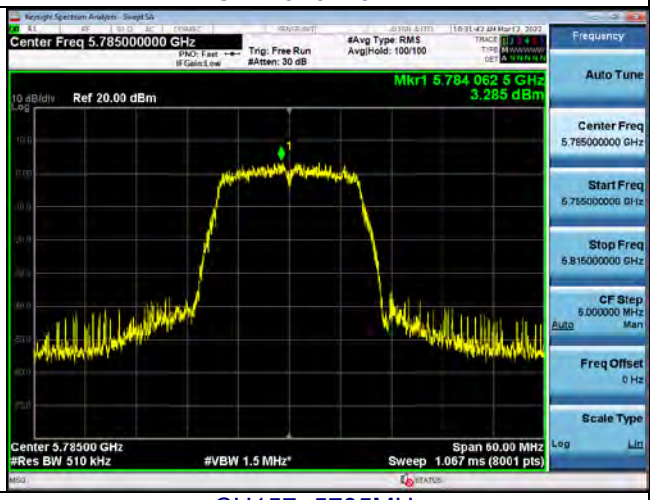
CH157 -5785MHz	CH157 -5785MHz
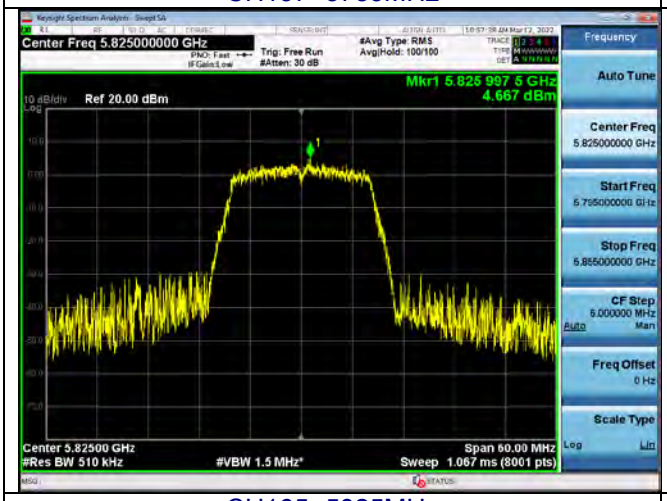	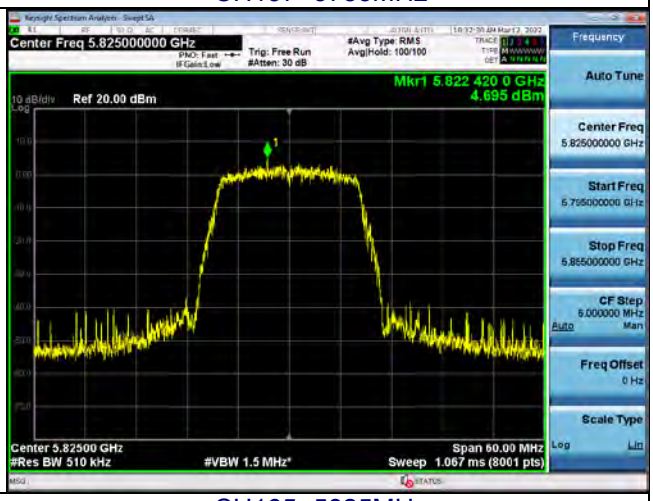
CH165 -5825MHz	CH165 -5825MHz

Band 4 – 802.11n (40MHz)

ANT1	ANT2
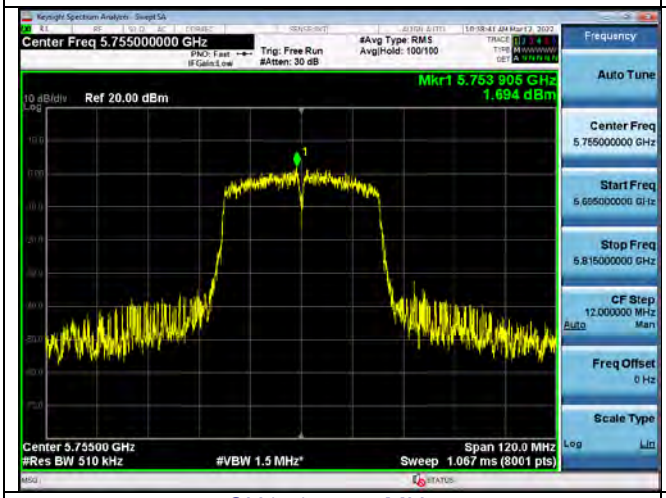	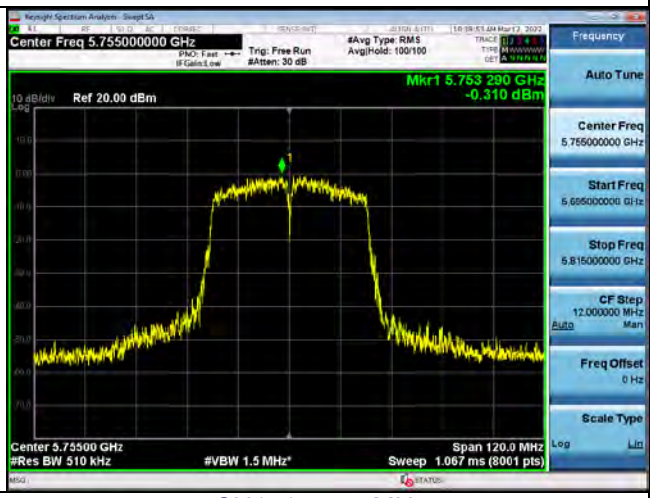
CH151 -5755MHz	CH151 -5755MHz
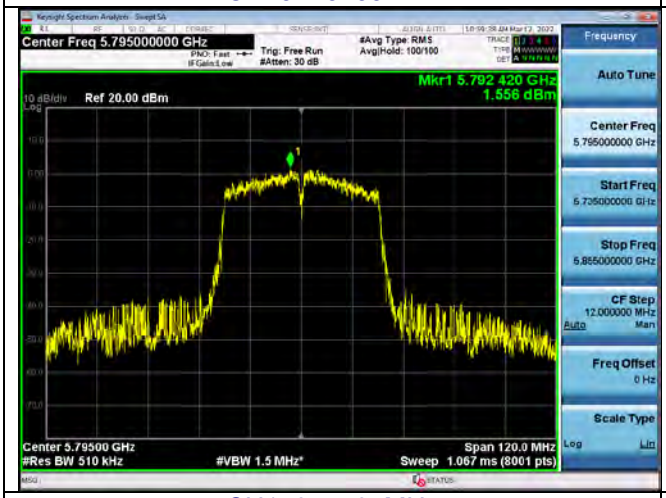	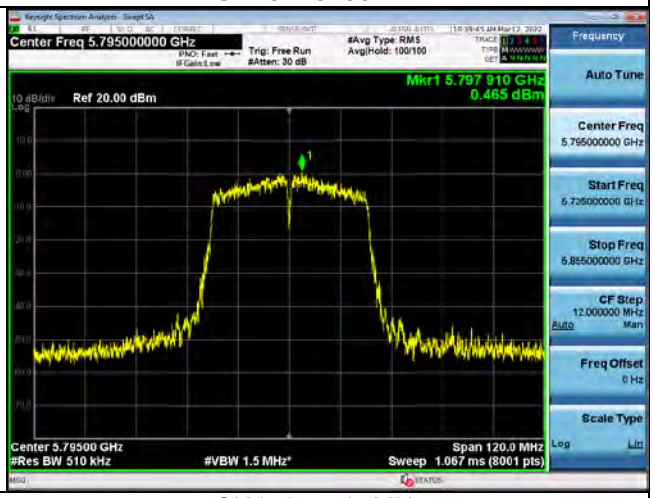
CH159 -5795MHz	CH159 -5795MHz

Band4 –802.11ac (20MHz)

ANT1	ANT2
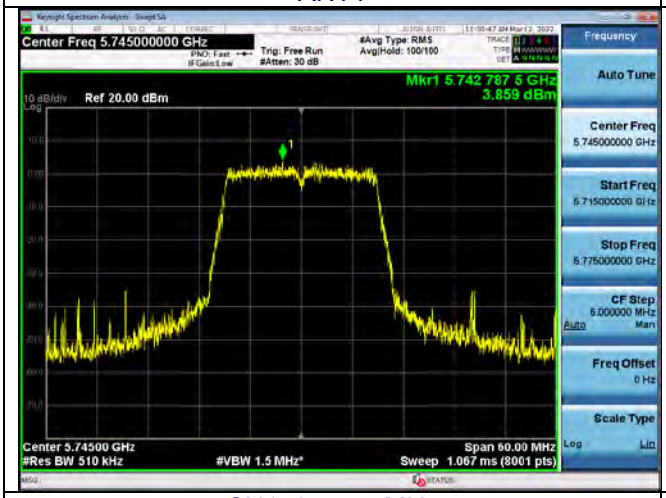	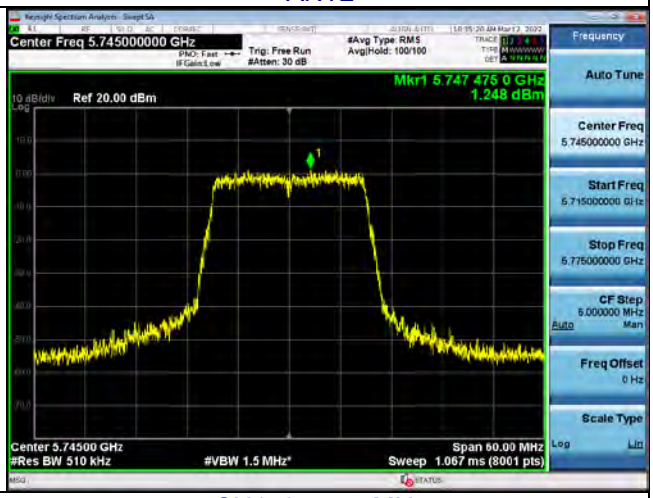
CH149 -5745MHz	CH149 -5745MHz

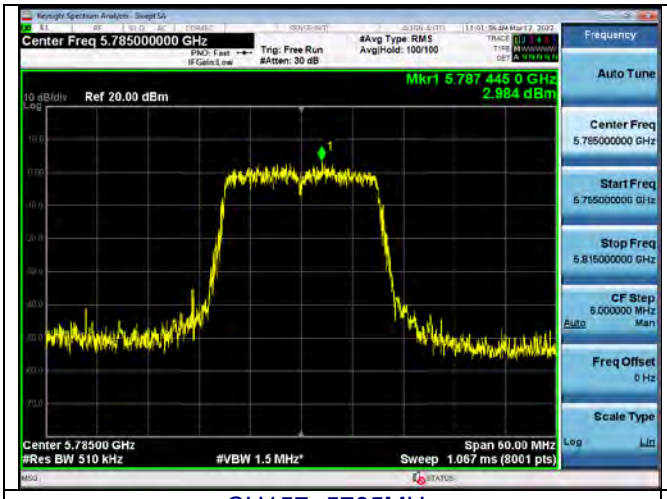

CH157 -5785MHz

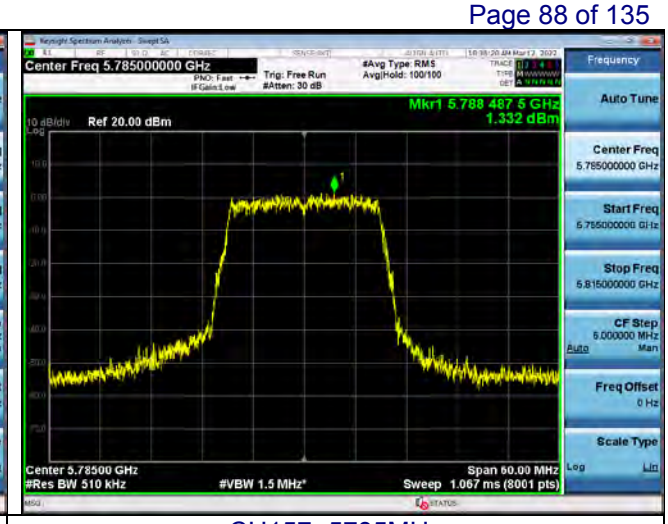

CH157 -5785MHz

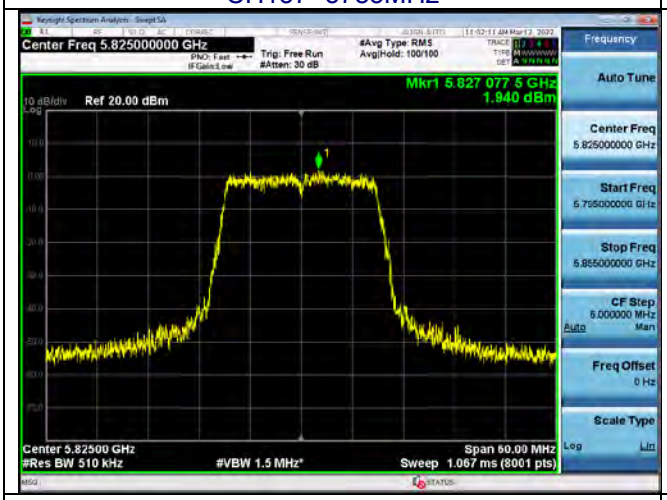

CH165 -5825MHz

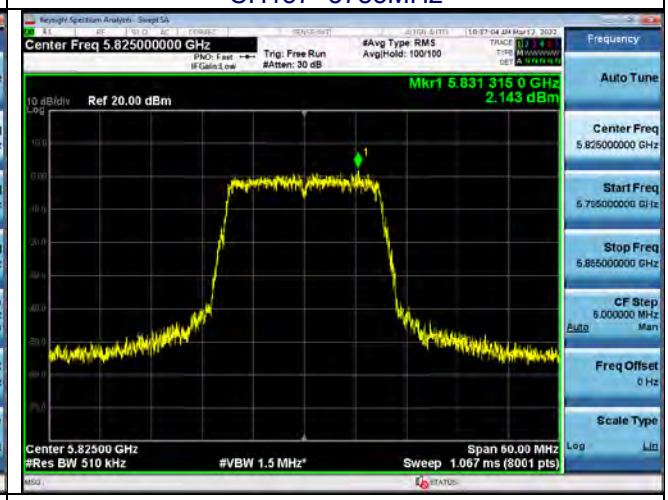

CH165 -5825MHz

Band4 – 802.11ac (40MHz)

ANT1	ANT2
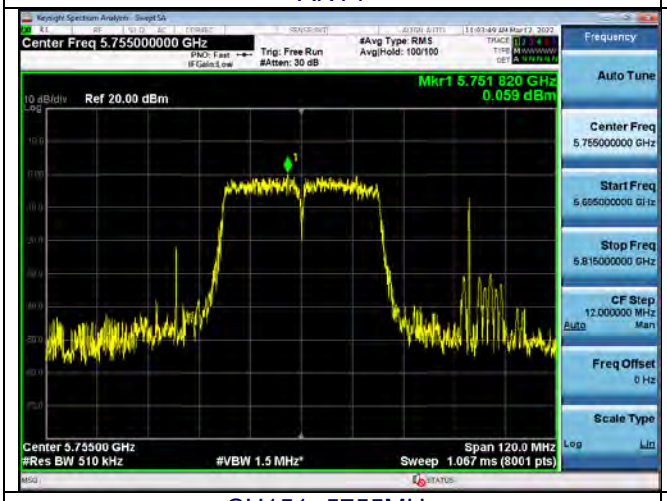	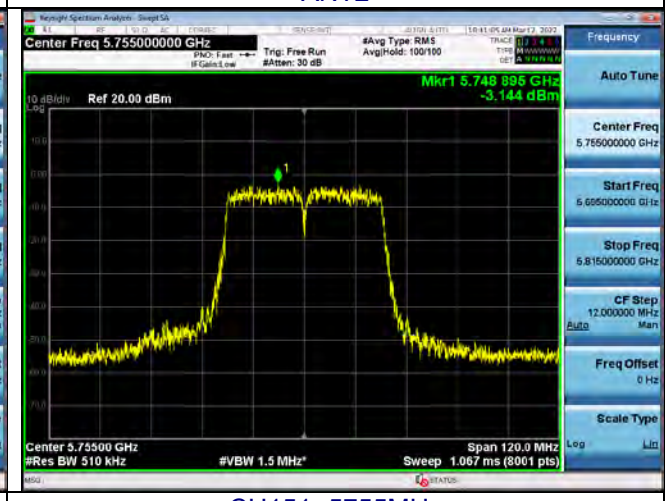
CH151 -5755MHz	CH151 -5755MHz

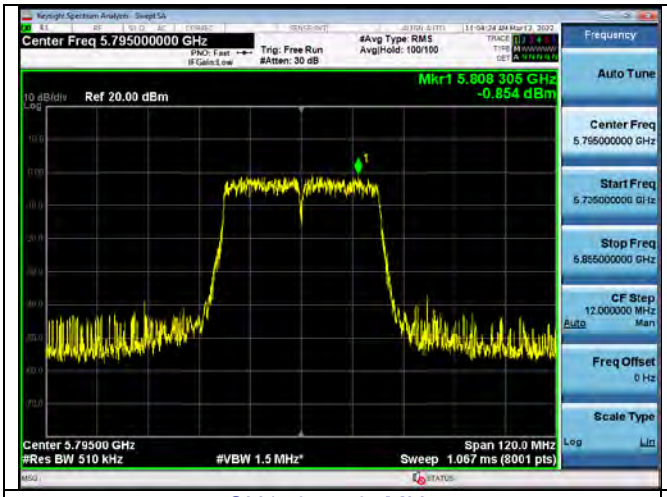

CH159 -5795MHz

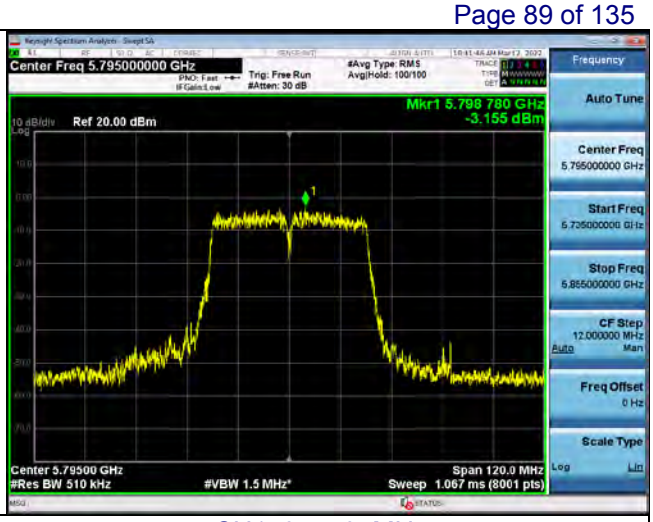

CH159 -5795MHz

Band 4– 802.11ac (80MHz)

ANT1	ANT2
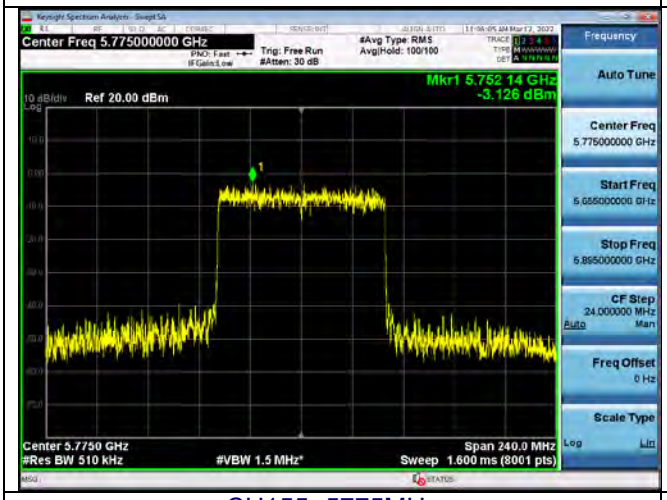	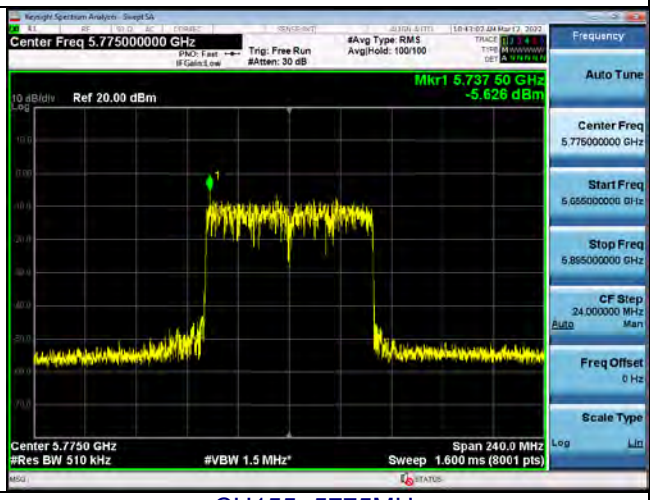
CH155 -5775MHz	CH155 -5775MHz

Band4 –802.11ax (20MHz)

ANT1	ANT2
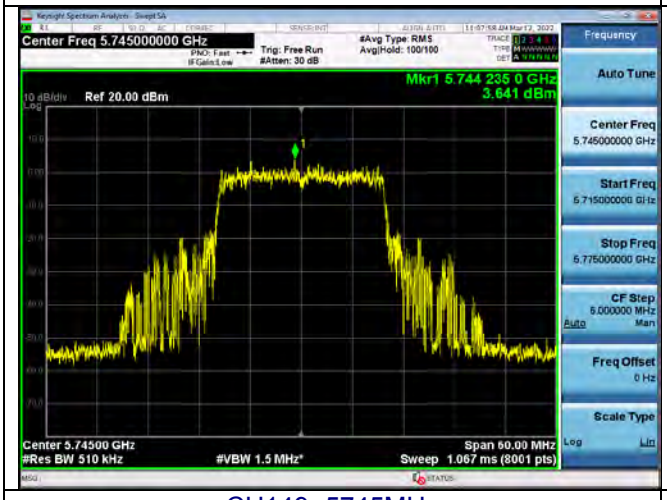	
CH149 -5745MHz	CH149 -5745MHz

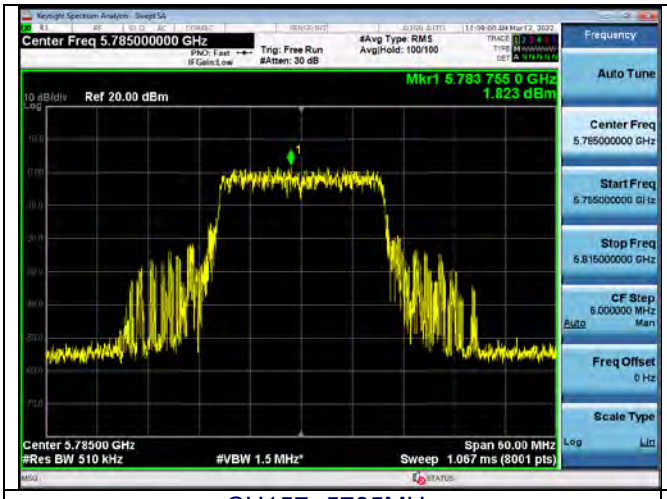

CH157 -5785MHz

CH157 -5785MHz

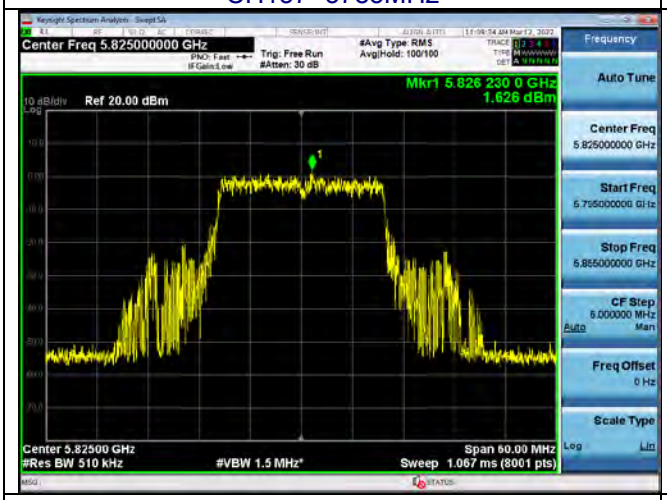

CH165 -5825MHz

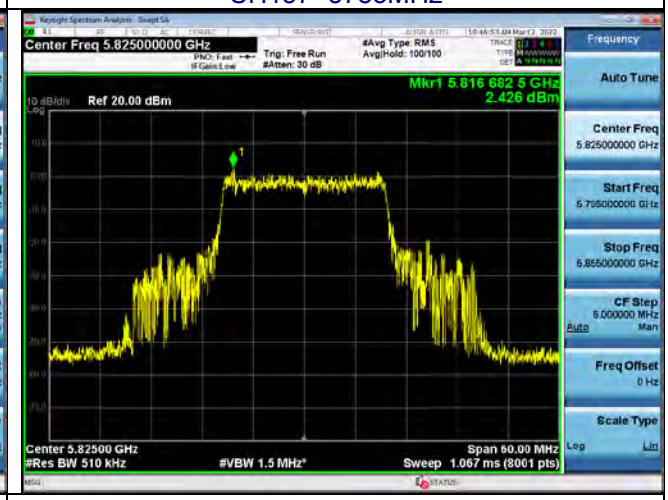

CH165 -5825MHz

Band4 – 802.11ax (40MHz)

ANT1	ANT2
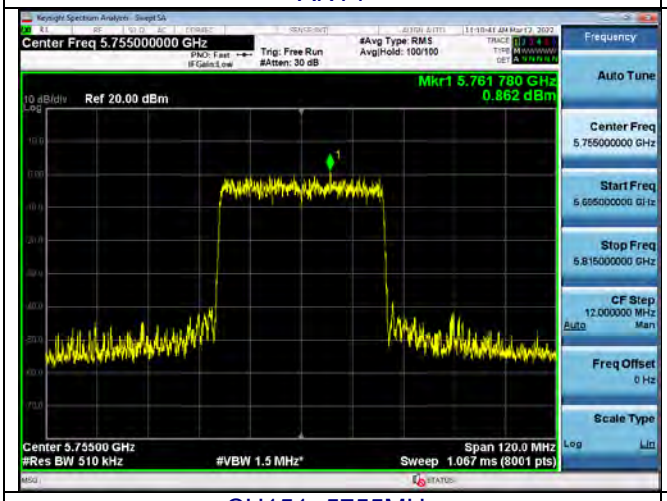	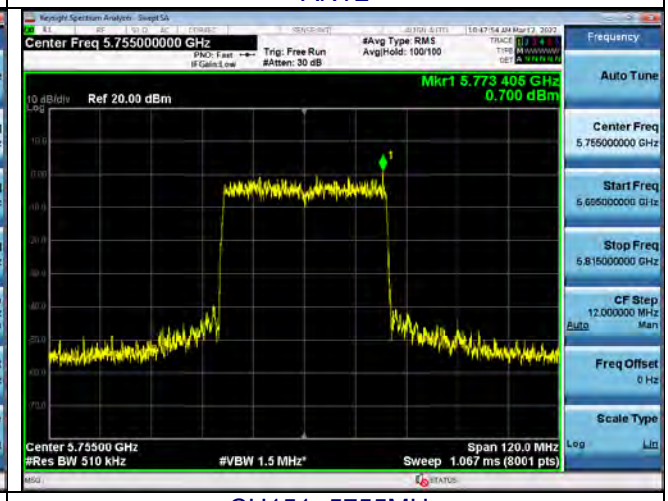
CH151 -5755MHz	CH151 -5755MHz

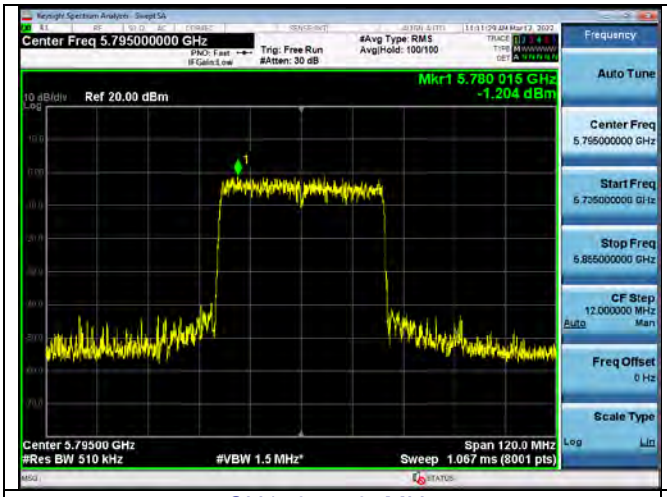

CH159 -5795MHz

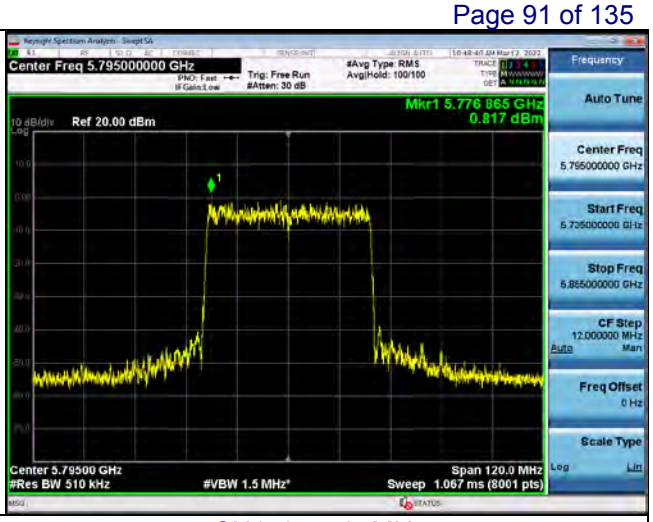

CH159 -5795MHz

Band 4– 802.11ax (80MHz)

ANT1	ANT2
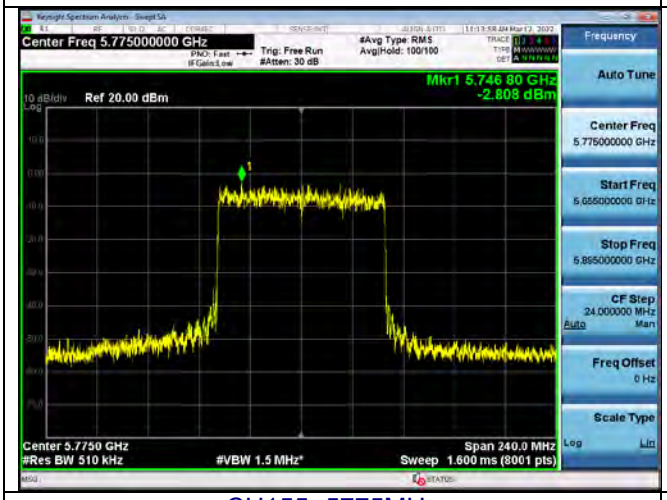	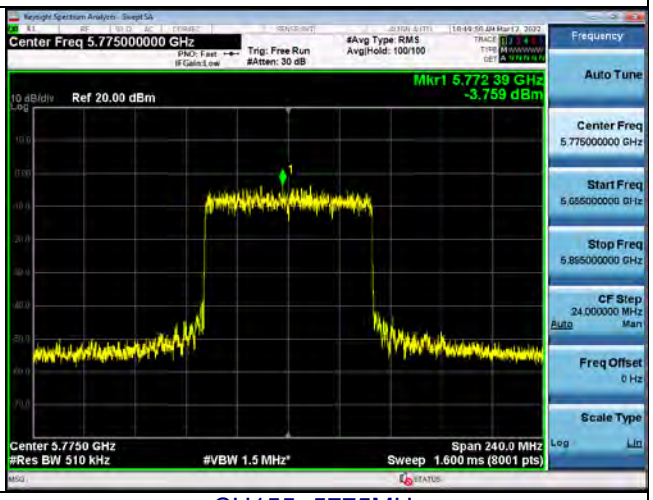
CH155 -5775MHz	CH155 -5775MHz