FCC TEST REPORT
FCC ID: 2ATGV-UNR030Z

Report Number ..... :	ZKT-22003041364-01
Date of Test	Feb. 25, 2022 – Mar. 14, 2022
Date of issue ..... :	Mar. 14, 2022
Total number of pages ..... :	116
Test Result ..... :	PASS
Testing Laboratory ..... :	**Shenzhen ZKT Technology Co., Ltd.**
Address ..... :	1/F, No. 101, Building B, No. 6, Tangwei Community Industrial Avenue, Fuhai Street, Bao'an District, Shenzhen, China
Applicant's name ..... :	UNIONMAN TECHNOLOGY CO., LTD
Address ..... :	No.5 Huitai Road, Huinan High-Tech Industrial Park, Huizhou City, Guangdong, China.
Manufacturer's name ..... :	UNIONMAN TECHNOLOGY CO., LTD
Address ..... :	No.5 Huitai Road, Huinan High-Tech Industrial Park, Huizhou City, Guangdong, China.
Test specification:	
Standard ..... :	FCC CFR Title 47 Part 15 Subpart C Section 15.247 ANSI C63.10:2013 KDB558074 D0115.247 Meas Guidance v 05r02
Test procedure ..... :	/
Non-standard test method ..... :	N/A
Test Report Form No. ..... :	TRF-EL-110_V0
Test Report Form(s) Originator .... :	ZKT Testing
Master TRF ..... :	Dated: 2020-01-06

This device described above has been tested by ZKT, and the test results show that the equipment under test (EUT) is in compliance with the FCC requirements. And it is applicable only to the tested sample identified in the report.
This report shall not be reproduced except in full, without the written approval of ZKT, this document may be altered or revised by ZKT, personal only, and shall be noted in the revision of the document.

Product name ..... :	AX1800 Dual Band Wi-Fi6 Router
Trademark ..... :	/
Model/Type reference ..... :	UNR030Z, UNR030Z-501, UNR030Z-502, UNR030Z-503, UNR030Z-504, UNR030Z-505, GHGWAX1800, UDS-R1, UDS-R2
Ratings ..... :	DC 12V from adapter

Testing procedure and testing location:

Testing Laboratory.....:	**Shenzhen ZKT Technology Co., Ltd.**
Address.....:	1/F, No. 101, Building B, No. 6, Tangwei Community Industrial Avenue, Fuhai Street, Bao'an District, Shenzhen, China
Tested by (name + signature).....:	Alen He
Reviewer (name + signature).....:	Joe Liu
Approved (name + signature).....:	Lake Xie

Table of Contents

	Page
1. VERSION	5
2. SUMMARY OF TEST RESULTS	6
2.1 TEST FACILITY	7
2.2 MEASUREMENT UNCERTAINTY	7
3. GENERAL INFORMATION	7
3.1 GENERAL DESCRIPTION OF EUT	7
3.2 DESCRIPTION OF TEST MODES	8
3.3 BLOCK DIGRAM SHOWING THE CONFIGURATION OF SYSTEM TESTED	9
3.4 DESCRIPTION OF SUPPORT UNITS(CONDUCTED MODE)	9
3.5EQUIPMENTS LIST FOR ALL TEST ITEMS	10
4. EMC EMISSION TEST	12
4.1 CONDUCTED EMISSION MEASUREMENT	12
4.1.1 POWER LINE CONDUCTED EMISSION LIMITS	12
4.1.2 TEST PROCEDURE	12
4.1.3 DEVIATION FROM TEST STANDARD	12
4.1.4 TEST SETUP	13
4.1.5 EUT OPERATING CONDITIONS	13
4.1.6 TEST RESULT	14
4.2 RADIATED EMISSION MEASUREMENT	16
4.2.1 RADIATED EMISSION LIMITS	16
4.2.2 TEST PROCEDURE	16
4.2.3 DEVIATION FROM TEST STANDARD	17
4.2.4 TEST SETUP	17
4.2.5 EUT OPERATING CONDITIONS	18
4.2.6 TEST RESULTS	19
5.RADIATED BAND EMISSIONMEASUREMENT	36
5.1 TEST REQUIREMENT:	38
5.2 TEST PROCEDURE	38
5.3 DEVIATION FROM TEST STANDARD	38
5.4 TEST SETUP	39
5.5 EUT OPERATING CONDITIONS	39
5.6 TEST RESULT	40
6.POWER SPECTRAL DENSITY TEST	46
6.1 APPLIED PROCEDURES / LIMIT	46
6.2 TEST PROCEDURE	46
6.3 DEVIATION FROM STANDARD	46
6.4 TEST SETUP	46
6.5 EUT OPERATION CONDITIONS	46

6.6 TEST RESULT 47
7. CHANNEL BANDWIDTH 54
7.1 APPLIED PROCEDURES / LIMIT 54
7.2 TEST PROCEDURE 54
7.3 DEVIATION FROM STANDARD 54
7.4 TEST SETUP 54
7.5 EUT OPERATION CONDITIONS 54
7.6 TEST RESULT 55
8. OUTPUT POWER TEST 62
8.1 APPLIED PROCEDURES/LIMIT 62
8.2 TEST PROCEDURE 62
8.3 DEVIATION FROM STANDARD 62
8.4 TEST SETUP 62
8.5 EUT OPERATION CONDITIONS 62
8.6 TEST RESULT 63
9. CONDUCTED BAND EDGE AND SPURIOUS EMISSION 64
9.1 APPLICABLE STANDARD 64
9.2 TEST PROCEDURE 64
9.3 DEVIATION FROM STANDARD 64
9.4 TEST SETUP 64
9.5 EUT OPERATION CONDITIONS 64
9.6 TEST RESULTS 64
10. ANTENNA REQUIREMENT 113
11. TEST SETUP PHOTO 114
12. EUT CONSTRUCTIONAL DETAILS 116

1. VERSION

Report No.	Version	Description	Approved
ZKT-220110L0221-01	Rev.01	Initial issue of report	Mar. 14, 2022

2. SUMMARY OF TEST RESULTS

Test procedures according to the technical standards:

FCC Part15 (15.247) , Subpart C			
Standard Section	Test Item	Result	Remark
FCC part 15.203/15.247 (c)	Antenna requirement	PASS	
FCC part 15.207	AC Power Line Conducted Emission	PASS	
FCC part 15.247 (b)(3)	Conducted Peak Output Power	PASS	
FCC part 15.247 (a)(2)	Channel Bandwidth& 99% OCB	PASS	
FCC part 15.247 (e)	Power Spectral Density	PASS	
FCC part 15.247(d)	Band Edge	PASS	
FCC part 15.205/15.209	Spurious Emission	PASS	

NOTE:

(1)" N/A" denotes test is not applicable in this Test Report

2.1 TEST FACILITY

Shenzhen ZKT Technology Co., Ltd.
Add. : 1/F, No. 101, Building B, No. 6, Tangwei Community Industrial Avenue, Fuhai Street, Bao'an District, Shenzhen, China

FCC Test Firm Registration Number: 692225
Designation Number: CN1299
IC Registered No.: 27033

2.2 MEASUREMENT UNCERTAINTY

The reported uncertainty of measurement y ± U · where expended uncertainty U is based on a standard uncertainty multiplied by a coverage factor of k=2 · providing a level of confidence of approximately 95 % 。

No.	Item	Uncertainty
1	Conducted Emission Test	±1.38dB
2	RF power conducted	±0.16dB
3	Spurious emissions conducted	±0.21dB
4	All emissions radiated(<1G)	±4.68dB
5	All emissions radiated(>1G)	±4.89dB
6	Temperature	±0.5℃
7	Humidity	±2%

3. GENERAL INFORMATION

3.1 GENERAL DESCRIPTION OF EUT

Product Name:	AX1800 Dual Band Wi-Fi6 Router
Model No.:	UNR030Z
Serial No.:	UNR030Z-501, UNR030Z-502, UNR030Z-503, UNR030Z-504, UNR030Z-505, GHGWAX1800, UDS-R1, UDS-R2
Hardware Version:	RTZX29V0.C3
Software Version:	/
Sample(s) Status:	Engineer sample
Channel numbers:	802.11ax/802.11b/802.11g /802.11n(HT20):11 802.11ax(HE40)/802.11n(HT40):7
Channel separation:	5MHz
Modulation technology:	802.11b: Direct Sequence Spread Spectrum(DSSS) 802.11ax/802.11g/802.11n(H20)/802.11n(HT40): Orthogonal Frequency Division Multiplexing(OFDM)
Antenna Type:	Internal antenna
Antenna gain:	WIFI ANT1: 2dBi; WIFI ANT2: 2dBi ; MIMO:5.01dBi
Power supply:	AC 120V 50/60Hz

POWER ADAPTER:	Model: EUSF+24120-1500 Input : 100-240V ~50/60Hz 0.6A Output: 12V 1.5A

Operation Frequency each of channel							
Channel	Frequency	Channel	Frequency	Channel	Frequency	Channel	Frequency
1	2412MHz	4	2427MHz	7	2442MHz	10	2457MHz
2	2417MHz	5	2432MHz	8	2447MHz	11	2462MHz
3	2422MHz	6	2437MHz	9	2452MHz		

Note:
In section 15.31(m), regards to the operating frequency range over 10 MHz, the Lowest frequency, the middle frequency, and the highest frequency of channel were selected to perform the test, and the selected channel see below:

Test channel	**Frequency (MHz)**
	802.11b/802.11g/802.11n(HT20)
Lowest channel	2412MHz
Middle channel	2437MHz
Highest channel	2462MHz

Test channel	**Frequency (MHz)**
	802.11n(HT40)
Lowest channel	2422MHz
Middle channel	2437MHz
Highest channel	2452MHz

Worst Case Configuration

Description	MIMO (802.11N-HT20 low channel)
Antenna	MIMO
Channel	1
Operating Frequency (MHz)	2412
Data Rate (Mbps)	6.5Mbps

3.2 DESCRIPTION OF TEST MODES

Transmitting mode	Keep the EUT in continuously transmitting mode
Remark: During the test, the duty cycle >98%, the test voltage was tuned from 85% to 115% of the nominal rated supply voltage, and found that the worst case was under the nominal rated supply condition. So the report just shows that condition's data.	

We have verified the construction and function in typical operation. All the test modes were carried out with the EUT in transmitting operation, which was shown in this test report and defined as follows:

Pre-scan all kind of data rate in lowest channel, and found the follow list which it was worst case.

Mode	802.11b	802.11g	802.11n (HT20)	802.11n (HT40)	802.11ax (HE20)	802.11ax (HE40)
Data rate	11Mbps	54Mbps	MCS7	MCS7	MCS11	MCS11

Test Software	Realtek Test Tool 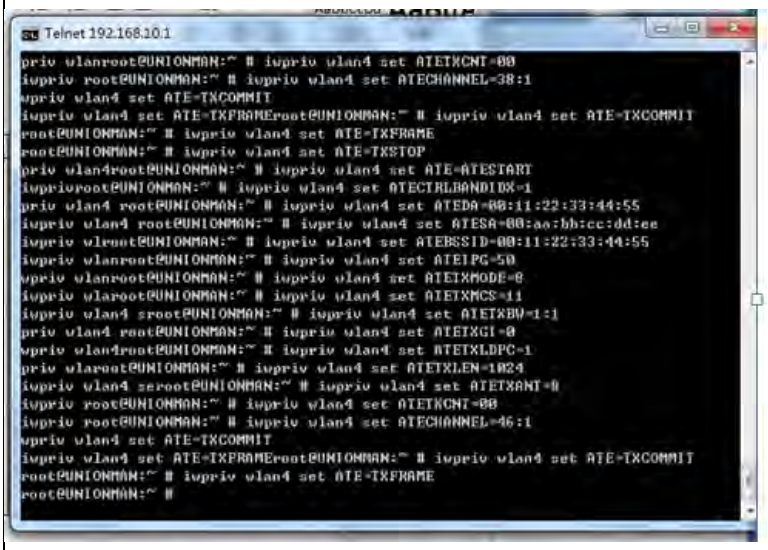
Power level setup	<30dBm

3.3 BLOCK DIGRAM SHOWING THE CONFIGURATION OF SYSTEM TESTED

Conducted Emission

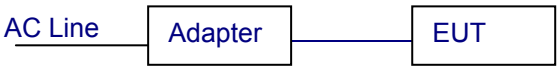

Radiated Emission

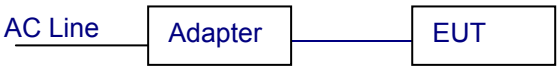

Conducted Spurious

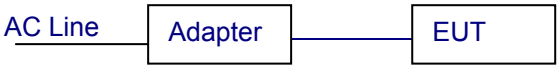

3.4 DESCRIPTION OF SUPPORT UNITS(CONDUCTED MODE)

The EUT has been tested as an independent unit together with other necessary accessories or support units. The following support units or accessories were used to form a representative test configuration during the tests.

Item	Equipment	Mfr/Brand	Model/Type No.	Series No.	Note
	PC	HP	HP40		Provide by lab
	adapter	AMC	EUSF+24120-1500		Provide by client

Item	Shielded Type	Ferrite Core	Length	Note

Note:

(1) The support equipment was authorized by Declaration of Confirmation.

(2) For detachable type I/O cable should be specified the length in cm in 『Length』 column.

3.5EQUIPMENTS LIST FOR ALL TEST ITEMS

Radiation Test equipment

Item	Equipment	Manufacturer	Type No.	Serial No.	Last calibration	Calibrated until
1	Spectrum Analyzer (9kHz-26.5GHz)	KEYSIGHT	9020A	MY45109572	Sep. 21, 2021	Sep. 20, 2022
2	Spectrum Analyzer (1GHz-40GHz)	Agilent	E4446A	100363	Sep. 21, 2021	Sep. 20, 2022
3	Test Receiver (9kHz-7GHz)	R&S	ESCI7	101169	Sep. 21, 2021	Sep. 20, 2022
4	Bilog Antenna (30MHz-1400MHz)	Schwarzbeck	VULB9168	00877	Sep. 21, 2021	Sep. 20, 2022
5	Horn Antenna (1GHz-18GHz)	SCHWARZBEC K	BBHA9120D	1541	Sep. 21, 2021	Sep. 20, 2022
6	Horn Antenna (18GHz-40GHz)	A.H. System	SAS-574	588	Sep. 21, 2021	Sep. 20, 2022
7	Amplifier (30-1000MHz)	EM Electronics	EM330 Amplifier	N/A	Sep. 21, 2021	Sep. 20, 2022
8	Amplifier (1GHz-40GHz)	QUANJUDA	DLE-161	097	Sep. 21, 2021	Sep. 20, 2022
9	Loop Antenna (9KHz-30MHz)	SCHWARZBEC K	FMZB1519B	014	Sep. 21, 2021	Sep. 20, 2022
10	RF cables1 (9kHz-30MHz)	N/A	9kHz-30MHz	N/A	Sep. 21, 2021	Sep. 20, 2022
11	RF cables2 (30MHz-1GHz)	N/A	30MHz-1GHz	N/A	Sep. 21, 2021	Sep. 20, 2022
12	RF cables3 (1GHz-40GHz)	N/A	1GHz-40GHz	N/A	Sep. 21, 2021	Sep. 20, 2022
13	CMW500 Test	R&S	CMW500	106504	Sep. 21, 2021	Sep. 20, 2022
14	ESG Signal Generator	Agilent	E4421B	GB40051203	Sep. 21, 2021	Sep. 20, 2022
15	Signal Generator	Agilent	N5182A	MY47420215	Sep. 21, 2021	Sep. 20, 2022
16	D.C. Power Supply	LongWei	TPR-6405D	\	\	\
17	Software	Frad	EZ-EMC	FA-03A2 RE	\	\

Conduction Test equipment

Item	Kind of Equipment	Manufacturer	Type No.	Serial No.	Last calibration	Calibrated until
1	LISN	R&S	ENV216	101471	Sep. 21, 2021	Sep. 20, 2022
2	LISN	CYBERTEK	EM5040A	E1850400149	Sep. 21, 2021	Sep. 20, 2022
3	Test Cable	N/A	C01	N/A	Sep. 21, 2021	Sep. 20, 2022
4	Test Cable	N/A	C02	N/A	Sep. 21, 2021	Sep. 20, 2022
5	EMI Test Receiver	R&S	ESRP3	101946	Sep. 21, 2021	Sep. 20, 2022
6	Absorbing Clamp	DZ	ZN23201	N/A	Sep. 21, 2021	Sep. 20, 2022

4. EMC EMISSION TEST

4.1 CONDUCTED EMISSION MEASUREMENT

Test Requirement:	FCC Part15 C Section 15.207
Test Method:	ANSI C63.10:2013
Test Frequency Range:	150KHz to 30MHz
Receiver setup:	RBW=9KHz, VBW=30KHz, Sweep time=auto

4.1.1 POWER LINE CONDUCTED EMISSION LIMITS

FREQUENCY (MHz)	Limit (dBuV)		Standard
	Quasi-peak	Average	
0.15 -0.5	66 - 56 *	56 - 46 *	FCC
0.50 -5.0	56.00	46.00	FCC
5.0 -30.0	60.00	50.00	FCC

Note:
(1) *Decreases with the logarithm of the frequency.

4.1.2 TEST PROCEDURE

1. The equipment was set up as per the test configuration to simulate typical actual usage per the user's manual. The EUT is a tabletop system; a wooden table with a height of 0.8 meters is used and is placed on the ground plane as per ANSI C63.10:2013.
2. Support equipment, if needed, was placed as per ANSI C63.10:2013
3. All I/O cables were positioned to simulate typical actual usage as per ANSI C63.10:2013.
4. The adapter received AC120V/60Hz power through a Line Impedance Stabilization Network (LISN) which supplied power source and was grounded to the ground plane.
5. All support equipments received AC power from a second LISN, if any.
6. The EUT test program was started. Emissions were measured on each current carrying line of the EUT using a spectrum Analyzer / Receiver connected to the LISN powering the EUT. The LISN has two monitoring points: Line 1 (Hot Side) and Line 2 (Neutral Side). Two scans were taken: one with Line 1 connected to Analyzer / Receiver and Line 2 connected to a 50 ohm load; the second scan had Line 1 connected to a 50 ohm load and Line 2 connected to the Analyzer / Receiver.
7. Analyzer / Receiver scanned from 150 KHz to 30MHz for emissions in each of the test modes.e.
8 For the actual test configuration, please refer to the related Item –EUT Test Photos.

4.1.3 DEVIATION FROM TEST STANDARD

No deviation

4.1.4 TEST SETUP

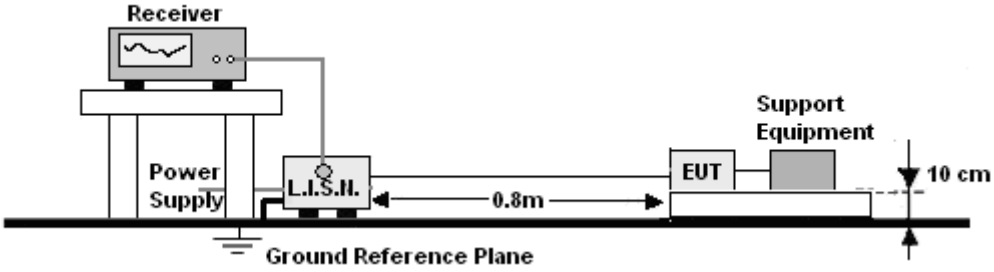

4.1.5 EUT OPERATING CONDITIONS

The EUT was configured for testing in a typical fashion (as a customer would normally use it). The EUT has been programmed to continuously transmit during test. This operating condition was tested and used to collect the included data.

We pretest AC 120V and AC 240V, the worst voltage was AC 120V and the data recording in the report.

4.1.6 TEST RESULT

Temperature：	26℃	Relative Humidity：	54%
Pressure：	101kPa	Phase	L
Test Voltage ：	AC 120V/60Hz		

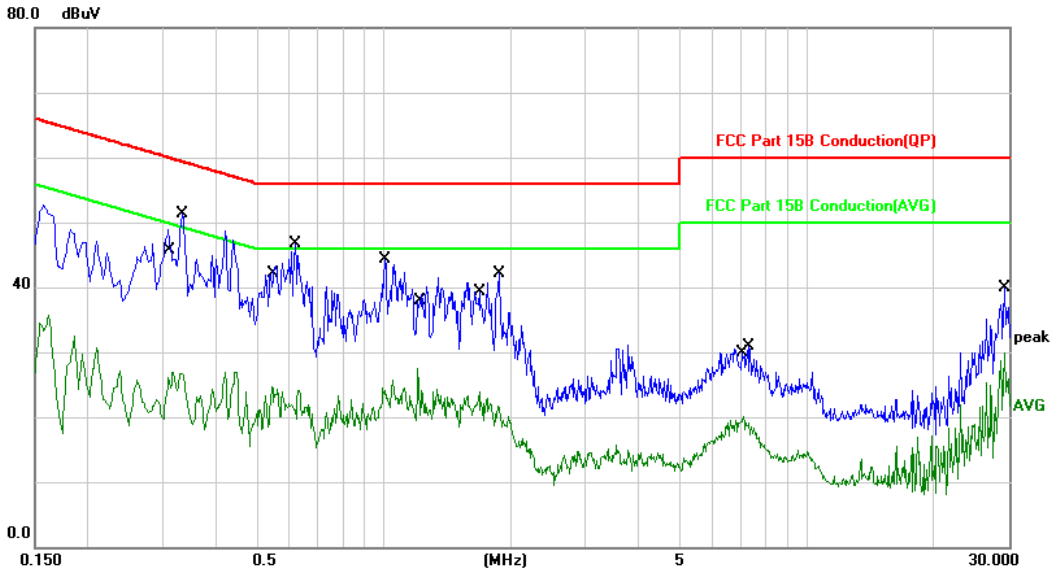

No.	Mk.	Freq.	Reading Level	Correct Factor	Measure-ment	Limit	Over		
		MHz	dBuV	dB	dBuV	dBuV	dB	Detector	Comment
1		0.1539	46.94	9.75	56.69	65.78	-9.09	QP	
2		0.1580	27.49	9.75	37.24	55.56	-18.32	AVG	
3	*	0.3339	41.09	9.86	50.95	59.35	-8.40	QP	
4		0.4460	25.01	9.86	34.87	46.95	-12.08	AVG	
5		1.0060	33.99	9.76	43.75	56.00	-12.25	QP	
6		1.0500	14.32	9.75	24.07	46.00	-21.93	AVG	
7		1.6820	13.17	9.68	22.85	46.00	-23.15	AVG	
8		1.8740	32.51	9.66	42.17	56.00	-13.83	QP	
9		7.1620	22.97	9.61	32.58	60.00	-27.42	QP	
10		7.2140	12.43	9.61	22.04	50.00	-27.96	AVG	
11		29.2340	29.77	9.50	39.27	60.00	-20.73	QP	
12		29.2340	21.95	9.50	31.45	50.00	-18.55	AVG	

Notes:
1.An initial pre-scan was performed on the line and neutral lines with peak detector.
2.Quasi-Peak and Average measurement were performed at the frequencies with maximized peak emission.
3.Mesurement Level = Reading level + Correct Factor

Temperature :	26℃	Relative Humidity:	54%
Pressure :	101kPa	Phase :	N
Test Voltage :	AC 120V/60Hz		

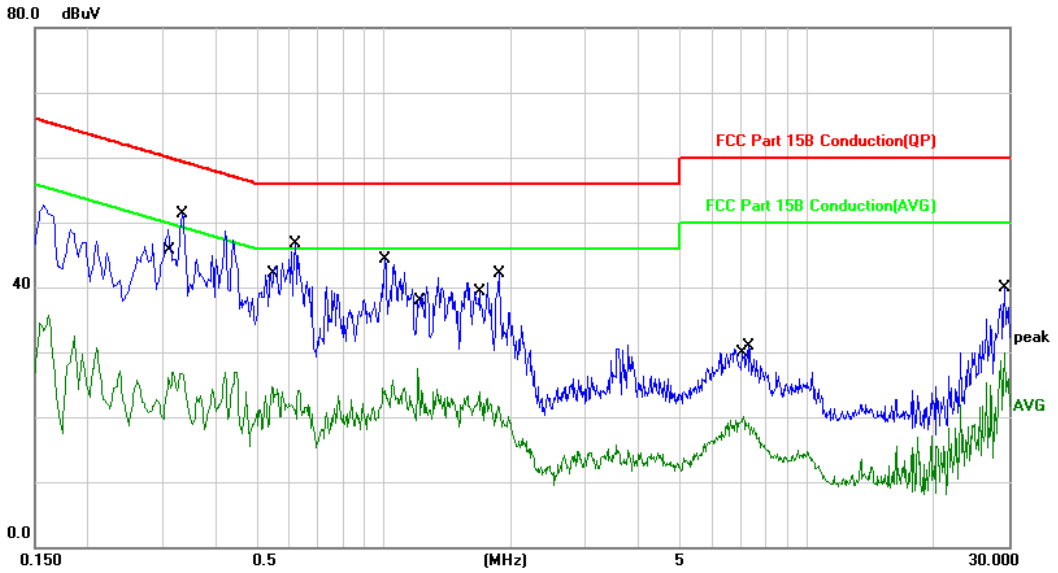

No.	Mk.	Freq.	Reading Level	Correct Factor	Measure-ment	Limit	Over		
		MHz	dBuV	dB	dBuV	dBuV	dB	Detector	Comment
1		0.1539	46.94	9.75	56.69	65.78	-9.09	QP	
2		0.1580	27.49	9.75	37.24	55.56	-18.32	AVG	
3	*	0.3339	41.09	9.86	50.95	59.35	-8.40	QP	
4		0.4460	25.01	9.86	34.87	46.95	-12.08	AVG	
5		1.0060	33.99	9.76	43.75	56.00	-12.25	QP	
6		1.0500	14.32	9.75	24.07	46.00	-21.93	AVG	
7		1.6820	13.17	9.68	22.85	46.00	-23.15	AVG	
8		1.8740	32.51	9.66	42.17	56.00	-13.83	QP	
9		7.1620	22.97	9.61	32.58	60.00	-27.42	QP	
10		7.2140	12.43	9.61	22.04	50.00	-27.96	AVG	
11		29.2340	29.77	9.50	39.27	60.00	-20.73	QP	
12		29.2340	21.95	9.50	31.45	50.00	-18.55	AVG	

Notes:
1.An initial pre-scan was performed on the line and neutral lines with peak detector.
2.Quasi-Peak and Average measurement were performed at the frequencies with maximized peak emission.
3.Mesurement Level = Reading level + Correct Factor

4.2 RADIATED EMISSION MEASUREMENT

Test Requirement:	FCC Part15 C Section 15.209
Test Method:	ANSI C63.10:2013
Test Frequency Range:	9kHz to 25GHz
Test site:	Measurement Distance: 3m
Receiver setup:	

Frequency	Detector	RBW	VBW	Value
9KHz-150KHz	Quasi-peak	200Hz	600Hz	Quasi-peak
150KHz-30MHz	Quasi-peak	9KHz	30KHz	Quasi-peak
30MHz-1GHz	Quasi-peak	120KHz	300KHz	Quasi-peak
Above 1GHz	Peak	1MHz	3MHz	Peak
	Peak	1MHz	10Hz	Average

4.2.1 RADIATED EMISSION LIMITS

Frequencies (MHz)	Field Strength (micorvolts/meter)	Measurement Distance (meters)
0.009~0.490	2400/F(KHz)	300
0.490~1.705	24000/F(KHz)	30
1.705~30.0	30	30
30~88	100	3
88~216	150	3
216~960	200	3
Above 960	500	3

LIMITS OF RADIATED EMISSION MEASUREMENT

FREQUENCY (MHz)	Limit (dBuV/m) (at 3M)	
	PEAK	AVERAGE
Above 1000	74	54

Notes:

(1) The limit for radiated test was performed according to FCC PART 15C.

(2) The tighter limit applies at the band edges.

(3) Emission level (dBuV/m)=20log Emission level (uV/m).

4.2.2 TEST PROCEDURE

Below 1GHz test procedure as below:

a. The EUT was placed on the top of a rotating table 0.1 meters above the ground at a 3 meter semi-anechoiccamber. The table was rotated 360 degrees to determine the position of the highest radiation.

b. The EUT was set 3 meters away from the interference-receiving antenna, which was mounted on the top of avariable-height antenna tower.

c. The antenna height is varied from one meter to four meters above the ground to determine the maximum valueof the field strength. Both horizontal and vertical polarizations of the antenna are set to make the measurement.
d. For each suspected emission, the EUT was arranged to its worst case and then the antenna was tuned toheights from 1 meter to 4 meters (for the test frequency of below 30MHz, the antenna was tuned to heights 1meter) and the rotatable table was turned from 0 degrees to 360 degrees to find the maximum reading.
e. The test-receiver system was set to Peak Detect Function and Specified Bandwidth with Maximum Hold Mode.
f. If the emission level of the EUT in peak mode was 10dB lower than the limit specified, then testing could bestopped and the peak values of the EUT would be reported. Otherwise the emissions that did not have 10dBmargin would be re-tested one by one using peak, quasi-peak or average method as specified and then reportedin a data sheet.

Above 1GHz test procedure as below:

g. Different between above is the test site, change from Semi- Anechoic Chamber to fully Anechoic Chamber andchange form table 0.8 metre to 1.5 metre(Above 18GHz the distance is 1 meter and table is 1.5 metre).
h. Test the EUT in the lowest channel ,the middle channel ,the Highest channel

Note:

Both horizontal and vertical antenna polarities were tested
and performed pretest to three orthogonal axis. The worst case emissions were reported

4.2.3 DEVIATION FROM TEST STANDARD

No deviation

4.2.4 TEST SETUP

（A）Radiated Emission Test-Up Frequency Below 30MHz

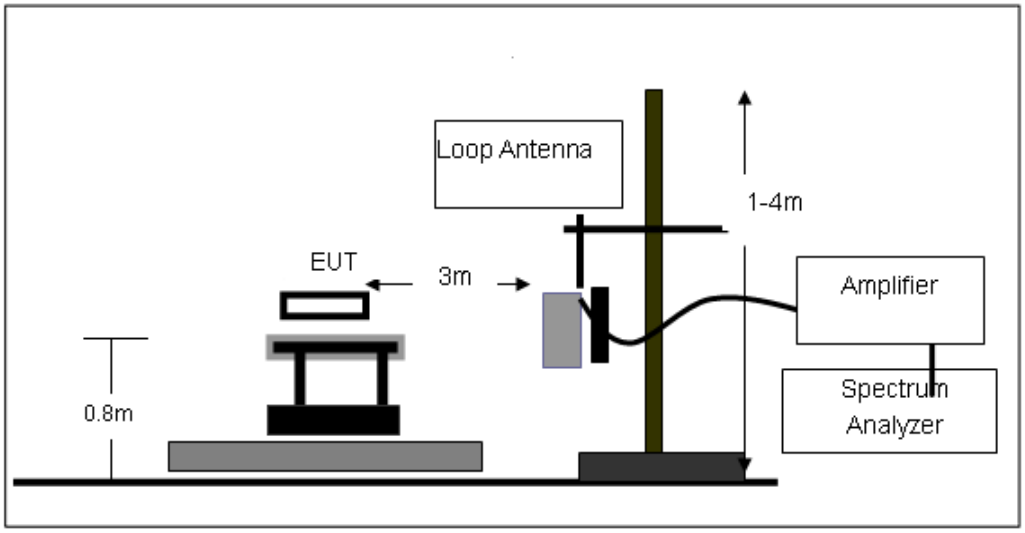

（B）Radiated Emission Test-Up Frequency 30MHz~1GHz

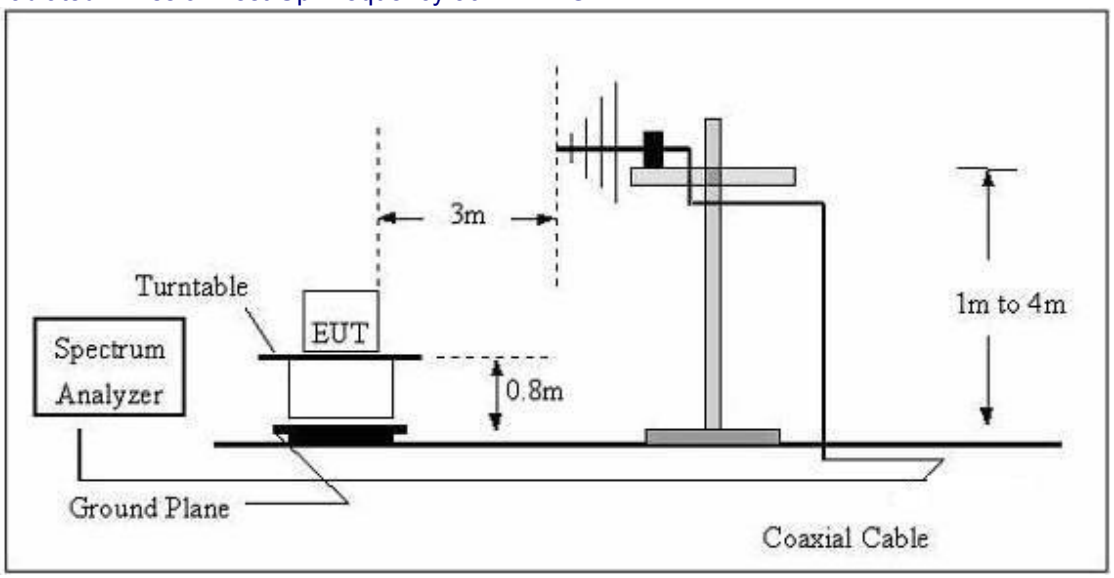

（C）Radiated Emission Test-Up Frequency Above 1GHz

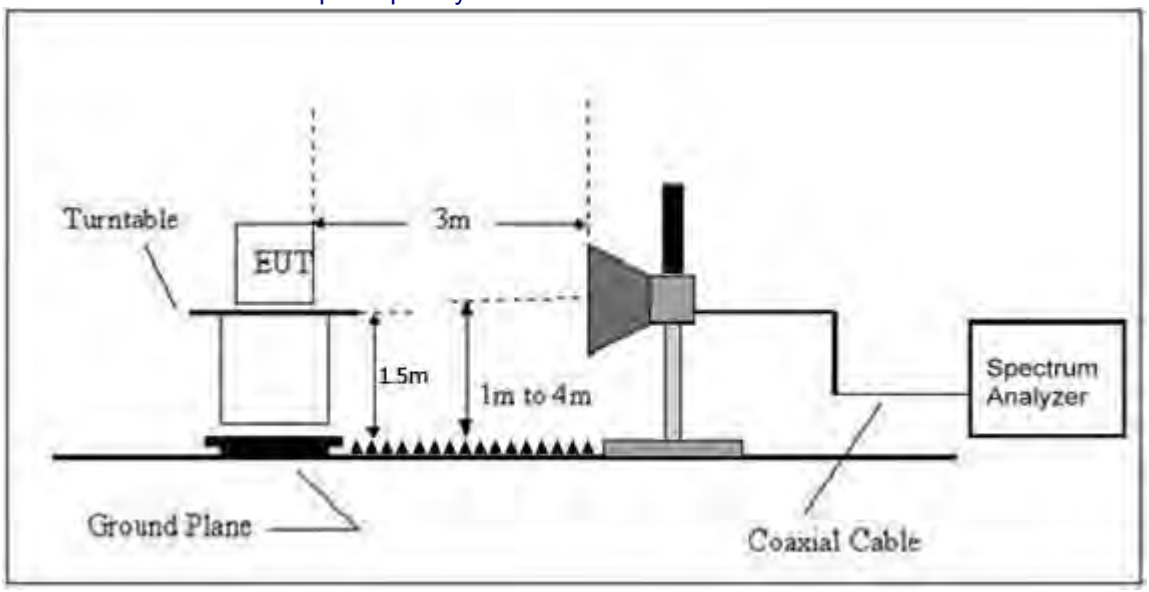

4.2.5 EUT OPERATING CONDITIONS

The EUT tested system was configured as the statements of 2.4 Unless otherwise a special operating condition is specified in the follows during the testing.

4.2.6 TEST RESULTS

Between 9KHz – 30MHz

The emission from 9 kHz to 30MHz was pre-tested and found the result was 20dB lower than the limit, and according to 15.31(o) & RSS-Gen 6.13, the test result no need to reported.

Between 30MHz – 1GHz

Temperature:	26℃	Relative Humidity:	54%
Pressure:	101 kPa	Polarization:	Horizontal
Test Voltage:	AC 120V/60Hz		

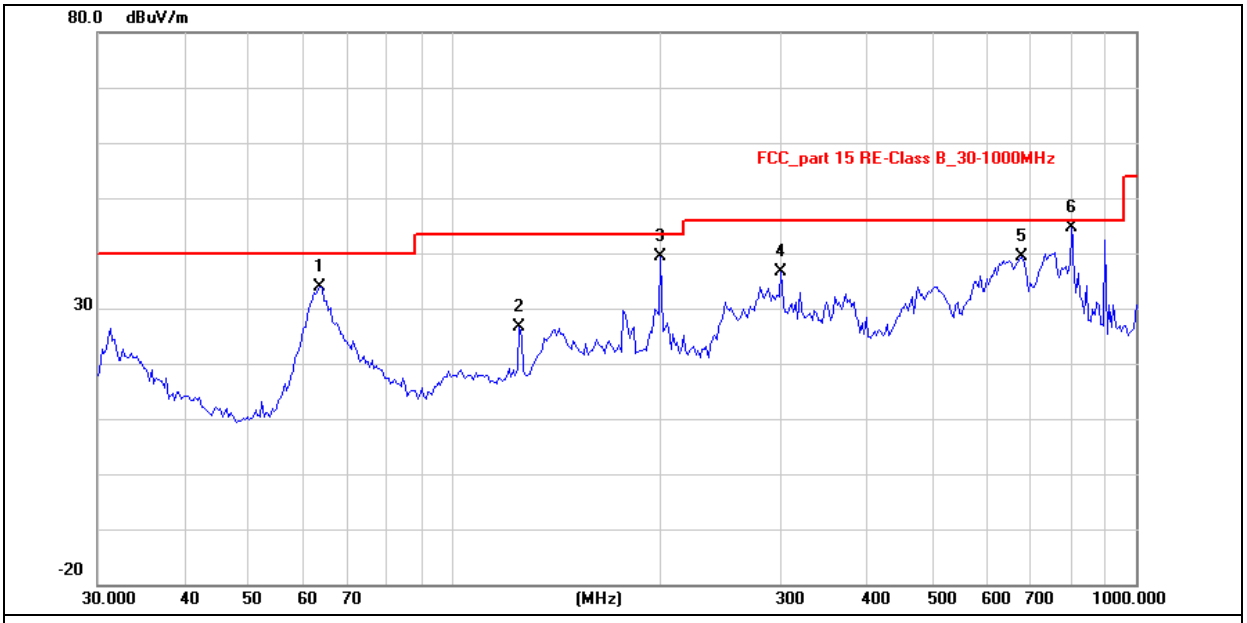

No.	Mk.	Freq.	Reading Level	Correct Factor	Measure-ment	Limit	Over		Antenna Height	Table Degree	
		MHz	dBuV	dB/m	dBuV/m	dBuV/m	dB	Detector	cm	degree	Comment
1		63.5356	51.55	-17.61	33.94	40.00	-6.06	QP	100	35	
2		124.5690	44.20	-17.59	26.61	43.50	-16.89	QP	100	180	
3		200.6881	58.78	-19.32	39.46	43.50	-4.04	QP	100	223	
4		301.4224	52.15	-15.53	36.62	46.00	-9.38	QP	100	304	
5		679.9600	46.11	-6.72	39.39	46.00	-6.61	QP	100	350	
6	*	804.6028	49.29	-4.57	44.72	46.00	-1.28	QP	100	360	

Temperature:	26℃	Relative Humidity:	54%
Pressure:	101kPa	Polarization:	Vertical
Test Voltage:	AC 120V/60Hz		

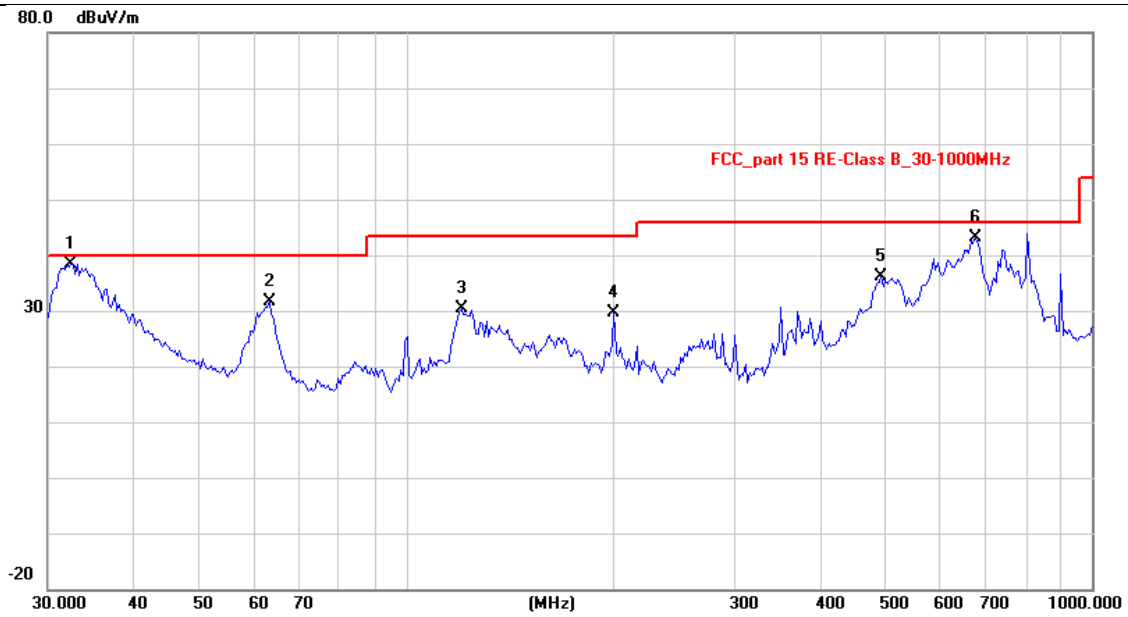

No.	Mk.	Freq.	Reading Level	Correct Factor	Measure-ment	Limit	Over		Antenna Height	Table Degree	
		MHz	dBuV	dB/m	dBuV/m	dBuV/m	dB	Detector	cm	degree	Comment
1	*	32.4059	55.44	-17.11	38.33	40.00	-1.67	QP	100	15	
2		63.0916	49.23	-17.54	31.69	40.00	-8.31	QP	100	67	
3		120.2766	48.17	-17.88	30.29	43.50	-13.21	QP	100	180	
4		200.6881	49.07	-19.32	29.75	43.50	-13.75	QP	100	180	
5		492.4685	46.98	-10.84	36.14	46.00	-9.86	QP	100	335	
6		675.2080	49.94	-6.78	43.16	46.00	-2.84	QP	100	360	

Remarks:
1.Final Level =Receiver Read level + Antenna Factor + Cable Loss – Preamplifier Factor
2.The emission levels of other frequencies are very lower than the limit and not show in test report.
3.The test data shows only the worst case- MIMO (802.11N-HT20 middle channel)

1GHz~25GHz

802.11b-ANT1

Polar (H/V)	Frequency (MHz)	Meter Reading (dBuV)	Pre-amplifier (dB)	Cable Loss (dB)	Antenna Factor (dB)	Emission Level (dBuV/m)	Limits (dBuV/m)	Margin (dB)	Detector Type
Low Channel:2412MHz									
V	4824	55.46	30.55	5.77	24.66	55.34	74.00	-18.66	PK
V	4824	41.19	30.55	5.77	24.66	41.07	54.00	-12.93	AV
V	7236	53.73	30.33	6.32	24.55	54.27	74.00	-19.73	PK
V	7236	39.49	30.33	6.32	24.55	40.03	54.00	-13.97	AV
V	9648	52.10	30.85	7.45	24.69	53.39	74.00	-20.61	PK
V	9648	38.79	30.85	7.45	24.69	40.08	54.00	-13.92	AV
H	4824	56.44	30.55	5.77	24.66	56.32	74.00	-17.68	PK
H	4824	39.46	30.55	5.77	24.66	39.34	54.00	-14.66	AV
H	7236	52.82	30.33	6.32	24.55	53.36	74.00	-20.64	PK
H	7236	38.88	30.33	6.32	24.55	39.42	54.00	-14.58	AV
H	9648	53.61	30.85	7.45	24.69	54.90	74.00	-19.10	PK
H	9648	37.46	30.85	7.45	24.69	38.75	54.00	-15.25	AV

Polar (H/V)	Frequency (MHz)	Meter Reading (dBuV)	Pre-amplifier (dB)	Cable Loss (dB)	Antenna Factor (dB)	Emission Level (dBuV/m)	Limits (dBuV/m)	Margin (dB)	Detector Type
Middle Channel:2437MHz									
V	4874	57.35	30.55	5.77	24.66	57.23	74.00	-16.77	PK
V	4874	41.23	30.55	5.77	24.66	41.11	54.00	-12.89	AV
V	7311	52.75	30.33	6.32	24.55	53.29	74.00	-20.71	PK
V	7311	40.37	30.33	6.32	24.55	40.91	54.00	-13.09	AV
V	9748	51.53	30.85	7.45	24.69	52.82	74.00	-21.18	PK
V	9748	40.10	30.85	7.45	24.69	41.39	54.00	-12.61	AV
H	4874	56.87	30.55	5.77	24.66	56.75	74.00	-17.25	PK
H	4874	40.98	30.55	5.77	24.66	40.86	54.00	-13.14	AV
H	7311	52.43	30.33	6.32	24.55	52.97	74.00	-21.03	PK
H	7311	39.59	30.33	6.32	24.55	40.13	54.00	-13.87	AV
H	9748	53.08	30.85	7.45	24.69	54.37	74.00	-19.63	PK
H	9748	37.27	30.85	7.45	24.69	38.56	54.00	-15.44	AV

Polar (H/V)	Frequency (MHz)	Meter Reading (dBuV)	Pre-amplifier (dB)	Cable Loss (dB)	Antenna Factor (dB)	Emission Level (dBuV/m)	Limits (dBuV/m)	Margin (dB)	Detector Type
High Channel:2462MHz									
V	4924	55.19	30.55	5.77	24.66	55.07	74.00	-18.93	PK
V	4924	41.13	30.55	5.77	24.66	41.01	54.00	-12.99	AV
V	7386	52.15	30.33	6.32	24.55	52.69	74.00	-21.31	PK
V	7386	40.30	30.33	6.32	24.55	40.84	54.00	-13.16	AV
V	9848	51.33	30.85	7.45	24.69	52.62	74.00	-21.38	PK
V	9848	40.02	30.85	7.45	24.69	41.31	54.00	-12.69	AV
H	4924	56.86	30.55	5.77	24.66	56.74	74.00	-17.26	PK
H	4924	38.84	30.55	5.77	24.66	38.72	54.00	-15.28	AV
H	7386	53.17	30.33	6.32	24.55	53.71	74.00	-20.29	PK
H	7386	38.53	30.33	6.32	24.55	39.07	54.00	-14.93	AV
H	9848	52.27	30.85	7.45	24.69	53.56	74.00	-20.44	PK
H	9848	38.52	30.85	7.45	24.69	39.81	54.00	-14.19	AV

802.11g-ANT1

Polar (H/V)	Frequency (MHz)	Meter Reading (dBuV)	Pre-amplifier (dB)	Cable Loss (dB)	Antenna Factor (dB)	Emission Level (dBuV/m)	Limits (dBuV/m)	Margin (dB)	Detector Type
Low Channel:2412MHz									
V	4824	55.34	30.55	5.77	24.66	55.22	74.00	-18.78	PK
V	4824	40.26	30.55	5.77	24.66	40.14	54.00	-13.86	AV
V	7236	52.55	30.33	6.32	24.55	53.09	74.00	-20.91	PK
V	7236	38.45	30.33	6.32	24.55	38.99	54.00	-15.01	AV
V	9648	52.38	30.85	7.45	24.69	53.67	74.00	-20.33	PK
V	9648	37.43	30.85	7.45	24.69	38.72	54.00	-15.28	AV
H	4824	55.11	30.55	5.77	24.66	54.99	74.00	-19.01	PK
H	4824	38.53	30.55	5.77	24.66	38.41	54.00	-15.59	AV
H	7236	53.09	30.33	6.32	24.55	53.63	74.00	-20.37	PK
H	7236	39.67	30.33	6.32	24.55	40.21	54.00	-13.79	AV
H	9648	53.11	30.85	7.45	24.69	54.40	74.00	-19.60	PK
H	9648	39.28	30.85	7.45	24.69	40.57	54.00	-13.43	AV

Polar (H/V)	Frequency (MHz)	Meter Reading (dBuV)	Pre-amplifier (dB)	Cable Loss (dB)	Antenna Factor (dB)	Emission Level (dBuV/m)	Limits (dBuV/m)	Margin (dB)	Detector Type
Middle Channel:2437MHz									
V	4874	57.60	30.55	5.77	24.66	57.48	74.00	-16.52	PK
V	4874	41.23	30.55	5.77	24.66	41.11	54.00	-12.89	AV
V	7311	53.30	30.33	6.32	24.55	53.84	74.00	-20.16	PK
V	7311	39.49	30.33	6.32	24.55	40.03	54.00	-13.97	AV
V	9748	51.08	30.85	7.45	24.69	52.37	74.00	-21.63	PK
V	9748	38.21	30.85	7.45	24.69	39.50	54.00	-14.50	AV
H	4874	56.28	30.55	5.77	24.66	56.16	74.00	-17.84	PK
H	4874	40.42	30.55	5.77	24.66	40.30	54.00	-13.70	AV
H	7311	52.97	30.33	6.32	24.55	53.51	74.00	-20.49	PK
H	7311	37.79	30.33	6.32	24.55	38.33	54.00	-15.67	AV
H	9748	52.92	30.85	7.45	24.69	54.21	74.00	-19.79	PK
H	9748	38.39	30.85	7.45	24.69	39.68	54.00	-14.32	AV

Polar (H/V)	Frequency (MHz)	Meter Reading (dBuV)	Pre-amplifier (dB)	Cable Loss (dB)	Antenna Factor (dB)	Emission Level (dBuV/m)	Limits (dBuV/m)	Margin (dB)	Detector Type
High Channel:2462MHz									
V	4924	57.56	30.55	5.77	24.66	57.44	74.00	-16.56	PK
V	4924	39.96	30.55	5.77	24.66	39.84	54.00	-14.16	AV
V	7386	52.89	30.33	6.32	24.55	53.43	74.00	-20.57	PK
V	7386	40.31	30.33	6.32	24.55	40.85	54.00	-13.15	AV
V	9848	52.85	30.85	7.45	24.69	54.14	74.00	-19.86	PK
V	9848	40.12	30.85	7.45	24.69	41.41	54.00	-12.59	AV
H	4924	56.41	30.55	5.77	24.66	56.29	74.00	-17.71	PK
H	4924	39.94	30.55	5.77	24.66	39.82	54.00	-14.18	AV
H	7386	52.73	30.33	6.32	24.55	53.27	74.00	-20.73	PK
H	7386	38.16	30.33	6.32	24.55	38.70	54.00	-15.30	AV
H	9848	53.73	30.85	7.45	24.69	55.02	74.00	-18.98	PK
H	9848	39.28	30.85	7.45	24.69	40.57	54.00	-13.43	AV

802.11n20-ANT1

Polar (H/V)	Frequency (MHz)	Meter Reading (dBuV)	Pre-amplifier (dB)	Cable Loss (dB)	Antenna Factor (dB)	Emission Level (dBuV/m)	Limits (dBuV/m)	Margin (dB)	Detector Type
Low Channel:2412MHz									
V	4824	56.71	30.55	5.77	24.66	56.59	74.00	-17.41	PK
V	4824	40.74	30.55	5.77	24.66	40.62	54.00	-13.38	AV
V	7236	52.03	30.33	6.32	24.55	52.57	74.00	-21.43	PK
V	7236	40.37	30.33	6.32	24.55	40.91	54.00	-13.09	AV
V	9648	50.93	30.85	7.45	24.69	52.22	74.00	-21.78	PK
V	9648	38.01	30.85	7.45	24.69	39.30	54.00	-14.70	AV
H	4824	56.28	30.55	5.77	24.66	56.16	74.00	-17.84	PK
H	4824	39.80	30.55	5.77	24.66	39.68	54.00	-14.32	AV
H	7236	53.31	30.33	6.32	24.55	53.85	74.00	-20.15	PK
H	7236	39.78	30.33	6.32	24.55	40.32	54.00	-13.68	AV
H	9648	51.37	30.85	7.45	24.69	52.66	74.00	-21.34	PK
H	9648	39.37	30.85	7.45	24.69	40.66	54.00	-13.34	AV

Polar (H/V)	Frequency (MHz)	Meter Reading (dBuV)	Pre-amplifier (dB)	Cable Loss (dB)	Antenna Factor (dB)	Emission Level (dBuV/m)	Limits (dBuV/m)	Margin (dB)	Detector Type
Middle Channel:2437MHz									
V	4874	57.50	30.55	5.77	24.66	57.38	74.00	-16.62	PK
V	4874	39.95	30.55	5.77	24.66	39.83	54.00	-14.17	AV
V	7311	52.66	30.33	6.32	24.55	53.20	74.00	-20.80	PK
V	7311	38.17	30.33	6.32	24.55	38.71	54.00	-15.29	AV
V	9748	53.59	30.85	7.45	24.69	54.88	74.00	-19.12	PK
V	9748	37.38	30.85	7.45	24.69	38.67	54.00	-15.33	AV
H	4874	56.69	30.55	5.77	24.66	56.57	74.00	-17.43	PK
H	4874	39.33	30.55	5.77	24.66	39.21	54.00	-14.79	AV
H	7311	53.68	30.33	6.32	24.55	54.22	74.00	-19.78	PK
H	7311	37.91	30.33	6.32	24.55	38.45	54.00	-15.55	AV
H	9748	52.16	30.85	7.45	24.69	53.45	74.00	-20.55	PK
H	9748	37.78	30.85	7.45	24.69	39.07	54.00	-14.93	AV

Polar (H/V)	Frequency (MHz)	Meter Reading (dBuV)	Pre-amplifier (dB)	Cable Loss (dB)	Antenna Factor (dB)	Emission Level (dBuV/m)	Limits (dBuV/m)	Margin (dB)	Detector Type
High Channel:2462MHz									
V	4924	55.59	30.55	5.77	24.66	55.47	74.00	-18.53	PK
V	4924	41.11	30.55	5.77	24.66	40.99	54.00	-13.01	AV
V	7386	53.54	30.33	6.32	24.55	54.08	74.00	-19.92	PK
V	7386	38.20	30.33	6.32	24.55	38.74	54.00	-15.26	AV
V	9848	50.88	30.85	7.45	24.69	52.17	74.00	-21.83	PK
V	9848	39.59	30.85	7.45	24.69	40.88	54.00	-13.12	AV
H	4924	56.89	30.55	5.77	24.66	56.77	74.00	-17.23	PK
H	4924	40.09	30.55	5.77	24.66	39.97	54.00	-14.03	AV
H	7386	53.57	30.33	6.32	24.55	54.11	74.00	-19.89	PK
H	7386	38.75	30.33	6.32	24.55	39.29	54.00	-14.71	AV
H	9848	52.54	30.85	7.45	24.69	53.83	74.00	-20.17	PK
H	9848	37.43	30.85	7.45	24.69	38.72	54.00	-15.28	AV

802.11n40-ANT1

Polar (H/V)	Frequency (MHz)	Meter Reading (dBuV)	Pre-amplifier (dB)	Cable Loss (dB)	Antenna Factor (dB)	Emission Level (dBuV/m)	Limits (dBuV/m)	Margin (dB)	Detector Type
Low Channel:2422MHz									
V	4844	55.92	30.55	5.77	24.66	55.80	74.00	-18.20	PK
V	4844	39.24	30.55	5.77	24.66	39.12	54.00	-14.88	AV
V	7266	53.16	30.33	6.32	24.55	53.70	74.00	-20.30	PK
V	7266	39.89	30.33	6.32	24.55	40.43	54.00	-13.57	AV
V	9688	51.73	30.85	7.45	24.69	53.02	74.00	-20.98	PK
V	9688	39.62	30.85	7.45	24.69	40.91	54.00	-13.09	AV
H	4844	57.17	30.55	5.77	24.66	57.05	74.00	-16.95	PK
H	4844	40.90	30.55	5.77	24.66	40.78	54.00	-13.22	AV
H	7266	52.16	30.33	6.32	24.55	52.70	74.00	-21.30	PK
H	7266	38.08	30.33	6.32	24.55	38.62	54.00	-15.38	AV
H	9688	52.73	30.85	7.45	24.69	54.02	74.00	-19.98	PK
H	9688	37.67	30.85	7.45	24.69	38.96	54.00	-15.04	AV

Polar (H/V)	Frequency (MHz)	Meter Reading (dBuV)	Pre-amplifier (dB)	Cable Loss (dB)	Antenna Factor (dB)	Emission Level (dBuV/m)	Limits (dBuV/m)	Margin (dB)	Detector Type
Middle Channel:2437MHz									
V	4874	55.99	30.55	5.77	24.66	55.87	74.00	-18.13	PK
V	4874	39.42	30.55	5.77	24.66	39.30	54.00	-14.70	AV
V	7311	53.65	30.33	6.32	24.55	54.19	74.00	-19.81	PK
V	7311	39.52	30.33	6.32	24.55	40.06	54.00	-13.94	AV
V	9748	53.26	30.85	7.45	24.69	54.55	74.00	-19.45	PK
V	9748	39.56	30.85	7.45	24.69	40.85	54.00	-13.15	AV
H	4874	56.34	30.55	5.77	24.66	56.22	74.00	-17.78	PK
H	4874	40.42	30.55	5.77	24.66	40.30	54.00	-13.70	AV
H	7311	53.17	30.33	6.32	24.55	53.71	74.00	-20.29	PK
H	7311	39.79	30.33	6.32	24.55	40.33	54.00	-13.67	AV
H	9748	52.55	30.85	7.45	24.69	53.84	74.00	-20.16	PK
H	9748	37.84	30.85	7.45	24.69	39.13	54.00	-14.87	AV

Polar (H/V)	Frequency (MHz)	Meter Reading (dBuV)	Pre-amplifier (dB)	Cable Loss (dB)	Antenna Factor (dB)	Emission Level (dBuV/m)	Limits (dBuV/m)	Margin (dB)	Detector Type
High Channel:2452MHz									
V	4904	55.10	30.55	5.77	24.66	54.98	74.00	-19.02	PK
V	4904	38.68	30.55	5.77	24.66	38.56	54.00	-15.44	AV
V	7356	52.80	30.33	6.32	24.55	53.34	74.00	-20.66	PK
V	7356	38.50	30.33	6.32	24.55	39.04	54.00	-14.96	AV
V	9808	52.65	30.85	7.45	24.69	53.94	74.00	-20.06	PK
V	9808	37.75	30.85	7.45	24.69	39.04	54.00	-14.96	AV
H	4904	56.48	30.55	5.77	24.66	56.36	74.00	-17.64	PK
H	4904	38.94	30.55	5.77	24.66	38.82	54.00	-15.18	AV
H	7356	52.29	30.33	6.32	24.55	52.83	74.00	-21.17	PK
H	7356	38.76	30.33	6.32	24.55	39.30	54.00	-14.70	AV
H	9808	52.31	30.85	7.45	24.69	53.60	74.00	-20.40	PK
H	9808	39.52	30.85	7.45	24.69	40.81	54.00	-13.19	AV

802.11ax20-ANT1

Polar (H/V)	Frequency (MHz)	Meter Reading (dBuV)	Pre-amplifier (dB)	Cable Loss (dB)	Antenna Factor (dB)	Emission Level (dBuV/m)	Limits (dBuV/m)	Margin (dB)	Detector Type
Low Channel:2412MHz									
V	4824	57.65	30.55	5.77	24.66	57.53	74.00	-16.47	PK
V	4824	41.18	30.55	5.77	24.66	41.06	54.00	-12.94	AV
V	7236	53.22	30.33	6.32	24.55	53.76	74.00	-20.24	PK
V	7236	40.58	30.33	6.32	24.55	41.12	54.00	-12.88	AV
V	9648	51.72	30.85	7.45	24.69	53.01	74.00	-20.99	PK
V	9648	38.24	30.85	7.45	24.69	39.53	54.00	-14.47	AV
H	4824	55.23	30.55	5.77	24.66	55.11	74.00	-18.89	PK
H	4824	39.59	30.55	5.77	24.66	39.47	54.00	-14.53	AV
H	7236	52.90	30.33	6.32	24.55	53.44	74.00	-20.56	PK
H	7236	38.07	30.33	6.32	24.55	38.61	54.00	-15.39	AV
H	9648	50.87	30.85	7.45	24.69	52.16	74.00	-21.84	PK
H	9648	37.88	30.85	7.45	24.69	39.17	54.00	-14.83	AV

Polar (H/V)	Frequency (MHz)	Meter Reading (dBuV)	Pre-amplifier (dB)	Cable Loss (dB)	Antenna Factor (dB)	Emission Level (dBuV/m)	Limits (dBuV/m)	Margin (dB)	Detector Type
Middle Channel:2437MHz									
V	4874	55.11	30.55	5.77	24.66	54.99	74.00	-19.01	PK
V	4874	39.15	30.55	5.77	24.66	39.03	54.00	-14.97	AV
V	7311	53.09	30.33	6.32	24.55	53.63	74.00	-20.37	PK
V	7311	39.09	30.33	6.32	24.55	39.63	54.00	-14.37	AV
V	9748	53.47	30.85	7.45	24.69	54.76	74.00	-19.24	PK
V	9748	39.03	30.85	7.45	24.69	40.32	54.00	-13.68	AV
H	4874	57.60	30.55	5.77	24.66	57.48	74.00	-16.52	PK
H	4874	39.94	30.55	5.77	24.66	39.82	54.00	-14.18	AV
H	7311	53.33	30.33	6.32	24.55	53.87	74.00	-20.13	PK
H	7311	40.70	30.33	6.32	24.55	41.24	54.00	-12.76	AV
H	9748	53.62	30.85	7.45	24.69	54.91	74.00	-19.09	PK
H	9748	38.43	30.85	7.45	24.69	39.72	54.00	-14.28	AV

Polar (H/V)	Frequency (MHz)	Meter Reading (dBuV)	Pre-amplifier (dB)	Cable Loss (dB)	Antenna Factor (dB)	Emission Level (dBuV/m)	Limits (dBuV/m)	Margin (dB)	Detector Type
High Channel:2462MHz									
V	4924	55.63	30.55	5.77	24.66	55.51	74.00	-18.49	PK
V	4924	39.19	30.55	5.77	24.66	39.07	54.00	-14.93	AV
V	7386	53.74	30.33	6.32	24.55	54.28	74.00	-19.72	PK
V	7386	39.82	30.33	6.32	24.55	40.36	54.00	-13.64	AV
V	9848	53.50	30.85	7.45	24.69	54.79	74.00	-19.21	PK
V	9848	38.69	30.85	7.45	24.69	39.98	54.00	-14.02	AV
H	4924	55.12	30.55	5.77	24.66	55.00	74.00	-19.00	PK
H	4924	41.14	30.55	5.77	24.66	41.02	54.00	-12.98	AV
H	7386	53.47	30.33	6.32	24.55	54.01	74.00	-19.99	PK
H	7386	39.97	30.33	6.32	24.55	40.51	54.00	-13.49	AV
H	9848	53.04	30.85	7.45	24.69	54.33	74.00	-19.67	PK
H	9848	39.91	30.85	7.45	24.69	41.20	54.00	-12.80	AV

802.11ax40-ANT1

Polar (H/V)	Frequency (MHz)	Meter Reading (dBuV)	Pre-amplifier (dB)	Cable Loss (dB)	Antenna Factor (dB)	Emission Level (dBuV/m)	Limits (dBuV/m)	Margin (dB)	Detector Type
Low Channel:2422MHz									
V	4844	55.02	30.55	5.77	24.66	54.90	74.00	-19.10	PK
V	4844	38.25	30.55	5.77	24.66	38.13	54.00	-15.87	AV
V	7266	53.14	30.33	6.32	24.55	53.68	74.00	-20.32	PK
V	7266	38.18	30.33	6.32	24.55	38.72	54.00	-15.28	AV
V	9688	50.77	30.85	7.45	24.69	52.06	74.00	-21.94	PK
V	9688	38.28	30.85	7.45	24.69	39.57	54.00	-14.43	AV
H	4844	56.94	30.55	5.77	24.66	56.82	74.00	-17.18	PK
H	4844	39.22	30.55	5.77	24.66	39.10	54.00	-14.90	AV
H	7266	53.29	30.33	6.32	24.55	53.83	74.00	-20.17	PK
H	7266	39.00	30.33	6.32	24.55	39.54	54.00	-14.46	AV
H	9688	51.32	30.85	7.45	24.69	52.61	74.00	-21.39	PK
H	9688	39.21	30.85	7.45	24.69	40.50	54.00	-13.50	AV

Polar (H/V)	Frequency (MHz)	Meter Reading (dBuV)	Pre-amplifier (dB)	Cable Loss (dB)	Antenna Factor (dB)	Emission Level (dBuV/m)	Limits (dBuV/m)	Margin (dB)	Detector Type
Middle Channel:2437MHz									
V	4874	57.12	30.55	5.77	24.66	57.00	74.00	-17.00	PK
V	4874	38.72	30.55	5.77	24.66	38.60	54.00	-15.40	AV
V	7311	51.96	30.33	6.32	24.55	52.50	74.00	-21.50	PK
V	7311	40.31	30.33	6.32	24.55	40.85	54.00	-13.15	AV
V	9748	51.31	30.85	7.45	24.69	52.60	74.00	-21.40	PK
V	9748	38.67	30.85	7.45	24.69	39.96	54.00	-14.04	AV
H	4874	57.04	30.55	5.77	24.66	56.92	74.00	-17.08	PK
H	4874	39.49	30.55	5.77	24.66	39.37	54.00	-14.63	AV
H	7311	53.10	30.33	6.32	24.55	53.64	74.00	-20.36	PK
H	7311	37.91	30.33	6.32	24.55	38.45	54.00	-15.55	AV
H	9748	51.02	30.85	7.45	24.69	52.31	74.00	-21.69	PK
H	9748	37.85	30.85	7.45	24.69	39.14	54.00	-14.86	AV

Polar (H/V)	Frequency (MHz)	Meter Reading (dBuV)	Pre-amplifier (dB)	Cable Loss (dB)	Antenna Factor (dB)	Emission Level (dBuV/m)	Limits (dBuV/m)	Margin (dB)	Detector Type
High Channel:2452MHz									
V	4904	57.71	30.55	5.77	24.66	57.59	74.00	-16.41	PK
V	4904	39.10	30.55	5.77	24.66	38.98	54.00	-15.02	AV
V	7356	52.55	30.33	6.32	24.55	53.09	74.00	-20.91	PK
V	7356	40.03	30.33	6.32	24.55	40.57	54.00	-13.43	AV
V	9808	52.04	30.85	7.45	24.69	53.33	74.00	-20.67	PK
V	9808	40.15	30.85	7.45	24.69	41.44	54.00	-12.56	AV
H	4904	56.00	30.55	5.77	24.66	55.88	74.00	-18.12	PK
H	4904	39.24	30.55	5.77	24.66	39.12	54.00	-14.88	AV
H	7356	53.55	30.33	6.32	24.55	54.09	74.00	-19.91	PK
H	7356	38.23	30.33	6.32	24.55	38.77	54.00	-15.23	AV
H	9808	53.44	30.85	7.45	24.69	54.73	74.00	-19.27	PK
H	9808	38.99	30.85	7.45	24.69	40.28	54.00	-13.72	AV

802.11b-ANT2

Polar (H/V)	Frequency (MHz)	Meter Reading (dBuV)	Pre-amplifier (dB)	Cable Loss (dB)	Antenna Factor (dB)	Emission Level (dBuV/m)	Limits (dBuV/m)	Margin (dB)	Detector Type
Low Channel:2412MHz									
V	4824	55.32	30.55	5.77	24.66	55.20	74.00	-18.80	PK
V	4824	39.34	30.55	5.77	24.66	39.22	54.00	-14.78	AV
V	7236	53.48	30.33	6.32	24.55	54.02	74.00	-19.98	PK
V	7236	40.40	30.33	6.32	24.55	40.94	54.00	-13.06	AV
V	9648	53.05	30.85	7.45	24.69	54.34	74.00	-19.66	PK
V	9648	37.77	30.85	7.45	24.69	39.06	54.00	-14.94	AV
H	4824	55.59	30.55	5.77	24.66	55.47	74.00	-18.53	PK
H	4824	39.59	30.55	5.77	24.66	39.47	54.00	-14.53	AV
H	7236	53.76	30.33	6.32	24.55	54.30	74.00	-19.70	PK
H	7236	40.34	30.33	6.32	24.55	40.88	54.00	-13.12	AV
H	9648	52.84	30.85	7.45	24.69	54.13	74.00	-19.87	PK
H	9648	40.05	30.85	7.45	24.69	41.34	54.00	-12.66	AV

Polar (H/V)	Frequency (MHz)	Meter Reading (dBuV)	Pre-amplifier (dB)	Cable Loss (dB)	Antenna Factor (dB)	Emission Level (dBuV/m)	Limits (dBuV/m)	Margin (dB)	Detector Type
Middle Channel:2437MHz									
V	4874	55.06	30.55	5.77	24.66	54.94	74.00	-19.06	PK
V	4874	40.41	30.55	5.77	24.66	40.29	54.00	-13.71	AV
V	7311	53.60	30.33	6.32	24.55	54.14	74.00	-19.86	PK
V	7311	38.09	30.33	6.32	24.55	38.63	54.00	-15.37	AV
V	9748	52.97	30.85	7.45	24.69	54.26	74.00	-19.74	PK
V	9748	37.65	30.85	7.45	24.69	38.94	54.00	-15.06	AV
H	4874	57.66	30.55	5.77	24.66	57.54	74.00	-16.46	PK
H	4874	39.27	30.55	5.77	24.66	39.15	54.00	-14.85	AV
H	7311	52.71	30.33	6.32	24.55	53.25	74.00	-20.75	PK
H	7311	38.80	30.33	6.32	24.55	39.34	54.00	-14.66	AV
H	9748	50.90	30.85	7.45	24.69	52.19	74.00	-21.81	PK
H	9748	40.13	30.85	7.45	24.69	41.42	54.00	-12.58	AV

Polar (H/V)	Frequency (MHz)	Meter Reading (dBuV)	Pre-amplifier (dB)	Cable Loss (dB)	Antenna Factor (dB)	Emission Level (dBuV/m)	Limits (dBuV/m)	Margin (dB)	Detector Type
High Channel:2462MHz									
V	4924	54.89	30.55	5.77	24.66	54.77	74.00	-19.23	PK
V	4924	39.25	30.55	5.77	24.66	39.13	54.00	-14.87	AV
V	7386	52.67	30.33	6.32	24.55	53.21	74.00	-20.79	PK
V	7386	38.97	30.33	6.32	24.55	39.51	54.00	-14.49	AV
V	9848	51.11	30.85	7.45	24.69	52.40	74.00	-21.60	PK
V	9848	38.42	30.85	7.45	24.69	39.71	54.00	-14.29	AV
H	4924	56.49	30.55	5.77	24.66	56.37	74.00	-17.63	PK
H	4924	39.21	30.55	5.77	24.66	39.09	54.00	-14.91	AV
H	7386	52.74	30.33	6.32	24.55	53.28	74.00	-20.72	PK
H	7386	38.32	30.33	6.32	24.55	38.86	54.00	-15.14	AV
H	9848	53.21	30.85	7.45	24.69	54.50	74.00	-19.50	PK
H	9848	38.99	30.85	7.45	24.69	40.28	54.00	-13.72	AV

802.11g-ANT2

Polar (H/V)	Frequency (MHz)	Meter Reading (dBuV)	Pre-amplifier (dB)	Cable Loss (dB)	Antenna Factor (dB)	Emission Level (dBuV/m)	Limits (dBuV/m)	Margin (dB)	Detector Type
Low Channel:2412MHz									
V	4824	55.62	30.55	5.77	24.66	55.50	74.00	-18.50	PK
V	4824	40.43	30.55	5.77	24.66	40.31	54.00	-13.69	AV
V	7236	52.28	30.33	6.32	24.55	52.82	74.00	-21.18	PK
V	7236	38.22	30.33	6.32	24.55	38.76	54.00	-15.24	AV
V	9648	52.71	30.85	7.45	24.69	54.00	74.00	-20.00	PK
V	9648	39.25	30.85	7.45	24.69	40.54	54.00	-13.46	AV
H	4824	56.92	30.55	5.77	24.66	56.80	74.00	-17.20	PK
H	4824	39.81	30.55	5.77	24.66	39.69	54.00	-14.31	AV
H	7236	53.08	30.33	6.32	24.55	53.62	74.00	-20.38	PK
H	7236	38.51	30.33	6.32	24.55	39.05	54.00	-14.95	AV
H	9648	51.10	30.85	7.45	24.69	52.39	74.00	-21.61	PK
H	9648	38.12	30.85	7.45	24.69	39.41	54.00	-14.59	AV

Polar (H/V)	Frequency (MHz)	Meter Reading (dBuV)	Pre-amplifier (dB)	Cable Loss (dB)	Antenna Factor (dB)	Emission Level (dBuV/m)	Limits (dBuV/m)	Margin (dB)	Detector Type
Middle Channel:2437MHz									
V	4874	55.73	30.55	5.77	24.66	55.61	74.00	-18.39	PK
V	4874	38.70	30.55	5.77	24.66	38.58	54.00	-15.42	AV
V	7311	53.71	30.33	6.32	24.55	54.25	74.00	-19.75	PK
V	7311	40.05	30.33	6.32	24.55	40.59	54.00	-13.41	AV
V	9748	52.25	30.85	7.45	24.69	53.54	74.00	-20.46	PK
V	9748	38.75	30.85	7.45	24.69	40.04	54.00	-13.96	AV
H	4874	56.71	30.55	5.77	24.66	56.59	74.00	-17.41	PK
H	4874	40.61	30.55	5.77	24.66	40.49	54.00	-13.51	AV
H	7311	53.65	30.33	6.32	24.55	54.19	74.00	-19.81	PK
H	7311	39.31	30.33	6.32	24.55	39.85	54.00	-14.15	AV
H	9748	51.96	30.85	7.45	24.69	53.25	74.00	-20.75	PK
H	9748	38.16	30.85	7.45	24.69	39.45	54.00	-14.55	AV

Polar (H/V)	Frequency (MHz)	Meter Reading (dBuV)	Pre-amplifier (dB)	Cable Loss (dB)	Antenna Factor (dB)	Emission Level (dBuV/m)	Limits (dBuV/m)	Margin (dB)	Detector Type
High Channel:2462MHz									
V	4924	55.10	30.55	5.77	24.66	54.98	74.00	-19.02	PK
V	4924	38.79	30.55	5.77	24.66	38.67	54.00	-15.33	AV
V	7386	52.44	30.33	6.32	24.55	52.98	74.00	-21.02	PK
V	7386	39.61	30.33	6.32	24.55	40.15	54.00	-13.85	AV
V	9848	51.75	30.85	7.45	24.69	53.04	74.00	-20.96	PK
V	9848	37.87	30.85	7.45	24.69	39.16	54.00	-14.84	AV
H	4924	57.04	30.55	5.77	24.66	56.92	74.00	-17.08	PK
H	4924	41.17	30.55	5.77	24.66	41.05	54.00	-12.95	AV
H	7386	51.97	30.33	6.32	24.55	52.51	74.00	-21.49	PK
H	7386	38.36	30.33	6.32	24.55	38.90	54.00	-15.10	AV
H	9848	51.39	30.85	7.45	24.69	52.68	74.00	-21.32	PK
H	9848	39.83	30.85	7.45	24.69	41.12	54.00	-12.88	AV

802.11n-ANT2

Polar (H/V)	Frequency (MHz)	Meter Reading (dBuV)	Pre-amplifier (dB)	Cable Loss (dB)	Antenna Factor (dB)	Emission Level (dBuV/m)	Limits (dBuV/m)	Margin (dB)	Detector Type
Low Channel:2412MHz									
V	4824	54.80	30.55	5.77	24.66	54.68	74.00	-19.32	PK
V	4824	39.37	30.55	5.77	24.66	39.25	54.00	-14.75	AV
V	7236	52.82	30.33	6.32	24.55	53.36	74.00	-20.64	PK
V	7236	38.79	30.33	6.32	24.55	39.33	54.00	-14.67	AV
V	9648	52.37	30.85	7.45	24.69	53.66	74.00	-20.34	PK
V	9648	39.95	30.85	7.45	24.69	41.24	54.00	-12.76	AV
H	4824	56.31	30.55	5.77	24.66	56.19	74.00	-17.81	PK
H	4824	41.03	30.55	5.77	24.66	40.91	54.00	-13.09	AV
H	7236	52.88	30.33	6.32	24.55	53.42	74.00	-20.58	PK
H	7236	39.51	30.33	6.32	24.55	40.05	54.00	-13.95	AV
H	9648	53.53	30.85	7.45	24.69	54.82	74.00	-19.18	PK
H	9648	37.61	30.85	7.45	24.69	38.90	54.00	-15.10	AV

Polar (H/V)	Frequency (MHz)	Meter Reading (dBuV)	Pre-amplifier (dB)	Cable Loss (dB)	Antenna Factor (dB)	Emission Level (dBuV/m)	Limits (dBuV/m)	Margin (dB)	Detector Type
Middle Channel:2437MHz									
V	4874	55.55	30.55	5.77	24.66	55.43	74.00	-18.57	PK
V	4874	40.84	30.55	5.77	24.66	40.72	54.00	-13.28	AV
V	7311	53.08	30.33	6.32	24.55	53.62	74.00	-20.38	PK
V	7311	40.66	30.33	6.32	24.55	41.20	54.00	-12.80	AV
V	9748	53.51	30.85	7.45	24.69	54.80	74.00	-19.20	PK
V	9748	38.29	30.85	7.45	24.69	39.58	54.00	-14.42	AV
H	4874	54.91	30.55	5.77	24.66	54.79	74.00	-19.21	PK
H	4874	40.26	30.55	5.77	24.66	40.14	54.00	-13.86	AV
H	7311	51.77	30.33	6.32	24.55	52.31	74.00	-21.69	PK
H	7311	39.75	30.33	6.32	24.55	40.29	54.00	-13.71	AV
H	9748	51.25	30.85	7.45	24.69	52.54	74.00	-21.46	PK
H	9748	38.63	30.85	7.45	24.69	39.92	54.00	-14.08	AV

Polar (H/V)	Frequency (MHz)	Meter Reading (dBuV)	Pre-amplifier (dB)	Cable Loss (dB)	Antenna Factor (dB)	Emission Level (dBuV/m)	Limits (dBuV/m)	Margin (dB)	Detector Type
High Channel:2462MHz									
V	4924	55.79	30.55	5.77	24.66	55.67	74.00	-18.33	PK
V	4924	38.46	30.55	5.77	24.66	38.34	54.00	-15.66	AV
V	7386	52.89	30.33	6.32	24.55	53.43	74.00	-20.57	PK
V	7386	39.81	30.33	6.32	24.55	40.35	54.00	-13.65	AV
V	9848	51.04	30.85	7.45	24.69	52.33	74.00	-21.67	PK
V	9848	38.74	30.85	7.45	24.69	40.03	54.00	-13.97	AV
H	4924	56.40	30.55	5.77	24.66	56.28	74.00	-17.72	PK
H	4924	38.40	30.55	5.77	24.66	38.28	54.00	-15.72	AV
H	7386	53.72	30.33	6.32	24.55	54.26	74.00	-19.74	PK
H	7386	38.60	30.33	6.32	24.55	39.14	54.00	-14.86	AV
H	9848	52.75	30.85	7.45	24.69	54.04	74.00	-19.96	PK
H	9848	37.98	30.85	7.45	24.69	39.27	54.00	-14.73	AV

802.11n40-ANT2

Polar (H/V)	Frequency (MHz)	Meter Reading (dBuV)	Pre-amplifier (dB)	Cable Loss (dB)	Antenna Factor (dB)	Emission Level (dBuV/m)	Limits (dBuV/m)	Margin (dB)	Detector Type
Low Channel:2422MHz									
V	4844	56.75	30.55	5.77	24.66	56.63	74.00	-17.37	PK
V	4844	40.94	30.55	5.77	24.66	40.82	54.00	-13.18	AV
V	7266	51.87	30.33	6.32	24.55	52.41	74.00	-21.59	PK
V	7266	38.65	30.33	6.32	24.55	39.19	54.00	-14.81	AV
V	9688	51.37	30.85	7.45	24.69	52.66	74.00	-21.34	PK
V	9688	39.19	30.85	7.45	24.69	40.48	54.00	-13.52	AV
H	4844	55.20	30.55	5.77	24.66	55.08	74.00	-18.92	PK
H	4844	38.50	30.55	5.77	24.66	38.38	54.00	-15.62	AV
H	7266	52.62	30.33	6.32	24.55	53.16	74.00	-20.84	PK
H	7266	38.90	30.33	6.32	24.55	39.44	54.00	-14.56	AV
H	9688	51.30	30.85	7.45	24.69	52.59	74.00	-21.41	PK
H	9688	37.95	30.85	7.45	24.69	39.24	54.00	-14.76	AV

Polar (H/V)	Frequency (MHz)	Meter Reading (dBuV)	Pre-amplifier (dB)	Cable Loss (dB)	Antenna Factor (dB)	Emission Level (dBuV/m)	Limits (dBuV/m)	Margin (dB)	Detector Type
Middle Channel:2437MHz									
V	4874	55.78	30.55	5.77	24.66	55.66	74.00	-18.34	PK
V	4874	39.13	30.55	5.77	24.66	39.01	54.00	-14.99	AV
V	7311	52.59	30.33	6.32	24.55	53.13	74.00	-20.87	PK
V	7311	39.87	30.33	6.32	24.55	40.41	54.00	-13.59	AV
V	9748	51.82	30.85	7.45	24.69	53.11	74.00	-20.89	PK
V	9748	39.60	30.85	7.45	24.69	40.89	54.00	-13.11	AV
H	4874	56.21	30.55	5.77	24.66	56.09	74.00	-17.91	PK
H	4874	40.81	30.55	5.77	24.66	40.69	54.00	-13.31	AV
H	7311	52.64	30.33	6.32	24.55	53.18	74.00	-20.82	PK
H	7311	37.85	30.33	6.32	24.55	38.39	54.00	-15.61	AV
H	9748	50.77	30.85	7.45	24.69	52.06	74.00	-21.94	PK
H	9748	39.42	30.85	7.45	24.69	40.71	54.00	-13.29	AV

Polar (H/V)	Frequency (MHz)	Meter Reading (dBuV)	Pre-amplifier (dB)	Cable Loss (dB)	Antenna Factor (dB)	Emission Level (dBuV/m)	Limits (dBuV/m)	Margin (dB)	Detector Type
High Channel:2452MHz									
V	4904	55.07	30.55	5.77	24.66	54.95	74.00	-19.05	PK
V	4904	38.65	30.55	5.77	24.66	38.53	54.00	-15.47	AV
V	7356	52.09	30.33	6.32	24.55	52.63	74.00	-21.37	PK
V	7356	39.25	30.33	6.32	24.55	39.79	54.00	-14.21	AV
V	9808	51.02	30.85	7.45	24.69	52.31	74.00	-21.69	PK
V	9808	39.43	30.85	7.45	24.69	40.72	54.00	-13.28	AV
H	4904	57.48	30.55	5.77	24.66	57.36	74.00	-16.64	PK
H	4904	40.77	30.55	5.77	24.66	40.65	54.00	-13.35	AV
H	7356	51.93	30.33	6.32	24.55	52.47	74.00	-21.53	PK
H	7356	40.73	30.33	6.32	24.55	41.27	54.00	-12.73	AV
H	9808	51.25	30.85	7.45	24.69	52.54	74.00	-21.46	PK
H	9808	38.03	30.85	7.45	24.69	39.32	54.00	-14.68	AV

802.11ax20-ANT2

Polar (H/V)	Frequency (MHz)	Meter Reading (dBuV)	Pre-amplifier (dB)	Cable Loss (dB)	Antenna Factor (dB)	Emission Level (dBuV/m)	Limits (dBuV/m)	Margin (dB)	Detector Type
Low Channel:2412MHz									
V	4824	55.68	30.55	5.77	24.66	55.56	74.00	-18.44	PK
V	4824	39.37	30.55	5.77	24.66	39.25	54.00	-14.75	AV
V	7236	53.15	30.33	6.32	24.55	53.69	74.00	-20.31	PK
V	7236	37.77	30.33	6.32	24.55	38.31	54.00	-15.69	AV
V	9648	52.81	30.85	7.45	24.69	54.10	74.00	-19.90	PK
V	9648	38.79	30.85	7.45	24.69	40.08	54.00	-13.92	AV
H	4824	55.29	30.55	5.77	24.66	55.17	74.00	-18.83	PK
H	4824	40.68	30.55	5.77	24.66	40.56	54.00	-13.44	AV
H	7236	52.61	30.33	6.32	24.55	53.15	74.00	-20.85	PK
H	7236	39.30	30.33	6.32	24.55	39.84	54.00	-14.16	AV
H	9648	52.62	30.85	7.45	24.69	53.91	74.00	-20.09	PK
H	9648	37.94	30.85	7.45	24.69	39.23	54.00	-14.77	AV

Polar (H/V)	Frequency (MHz)	Meter Reading (dBuV)	Pre-amplifier (dB)	Cable Loss (dB)	Antenna Factor (dB)	Emission Level (dBuV/m)	Limits (dBuV/m)	Margin (dB)	Detector Type
Middle Channel:2437MHz									
V	4874	57.63	30.55	5.77	24.66	57.51	74.00	-16.49	PK
V	4874	39.23	30.55	5.77	24.66	39.11	54.00	-14.89	AV
V	7311	52.71	30.33	6.32	24.55	53.25	74.00	-20.75	PK
V	7311	38.67	30.33	6.32	24.55	39.21	54.00	-14.79	AV
V	9748	51.26	30.85	7.45	24.69	52.55	74.00	-21.45	PK
V	9748	39.17	30.85	7.45	24.69	40.46	54.00	-13.54	AV
H	4874	54.95	30.55	5.77	24.66	54.83	74.00	-19.17	PK
H	4874	39.01	30.55	5.77	24.66	38.89	54.00	-15.11	AV
H	7311	51.88	30.33	6.32	24.55	52.42	74.00	-21.58	PK
H	7311	37.83	30.33	6.32	24.55	38.37	54.00	-15.63	AV
H	9748	52.89	30.85	7.45	24.69	54.18	74.00	-19.82	PK
H	9748	37.73	30.85	7.45	24.69	39.02	54.00	-14.98	AV

Polar (H/V)	Frequency (MHz)	Meter Reading (dBuV)	Pre-amplifier (dB)	Cable Loss (dB)	Antenna Factor (dB)	Emission Level (dBuV/m)	Limits (dBuV/m)	Margin (dB)	Detector Type
High Channel:2462MHz									
V	4924	55.71	30.55	5.77	24.66	55.59	74.00	-18.41	PK
V	4924	41.21	30.55	5.77	24.66	41.09	54.00	-12.91	AV
V	7386	51.90	30.33	6.32	24.55	52.44	74.00	-21.56	PK
V	7386	40.49	30.33	6.32	24.55	41.03	54.00	-12.97	AV
V	9848	51.61	30.85	7.45	24.69	52.90	74.00	-21.10	PK
V	9848	37.26	30.85	7.45	24.69	38.55	54.00	-15.45	AV
H	4924	57.66	30.55	5.77	24.66	57.54	74.00	-16.46	PK
H	4924	38.51	30.55	5.77	24.66	38.39	54.00	-15.61	AV
H	7386	53.66	30.33	6.32	24.55	54.20	74.00	-19.80	PK
H	7386	39.94	30.33	6.32	24.55	40.48	54.00	-13.52	AV
H	9848	52.04	30.85	7.45	24.69	53.33	74.00	-20.67	PK
H	9848	39.43	30.85	7.45	24.69	40.72	54.00	-13.28	AV

802.11ax40-ANT2

Polar (H/V)	Frequency (MHz)	Meter Reading (dBuV)	Pre-amplifier (dB)	Cable Loss (dB)	Antenna Factor (dB)	Emission Level (dBuV/m)	Limits (dBuV/m)	Margin (dB)	Detector Type
Low Channel:2422MHz									
V	4844	55.74	30.55	5.77	24.66	55.62	74.00	-18.38	PK
V	4844	39.58	30.55	5.77	24.66	39.46	54.00	-14.54	AV
V	7266	52.85	30.33	6.32	24.55	53.39	74.00	-20.61	PK
V	7266	38.17	30.33	6.32	24.55	38.71	54.00	-15.29	AV
V	9688	52.21	30.85	7.45	24.69	53.50	74.00	-20.50	PK
V	9688	38.83	30.85	7.45	24.69	40.12	54.00	-13.88	AV
H	4844	55.46	30.55	5.77	24.66	55.34	74.00	-18.66	PK
H	4844	40.16	30.55	5.77	24.66	40.04	54.00	-13.96	AV
H	7266	52.01	30.33	6.32	24.55	52.55	74.00	-21.45	PK
H	7266	38.14	30.33	6.32	24.55	38.68	54.00	-15.32	AV
H	9688	52.54	30.85	7.45	24.69	53.83	74.00	-20.17	PK
H	9688	38.00	30.85	7.45	24.69	39.29	54.00	-14.71	AV

Polar (H/V)	Frequency (MHz)	Meter Reading (dBuV)	Pre-amplifier (dB)	Cable Loss (dB)	Antenna Factor (dB)	Emission Level (dBuV/m)	Limits (dBuV/m)	Margin (dB)	Detector Type
Middle Channel:2437MHz									
V	4874	57.17	30.55	5.77	24.66	57.05	74.00	-16.95	PK
V	4874	40.62	30.55	5.77	24.66	40.50	54.00	-13.50	AV
V	7311	53.39	30.33	6.32	24.55	53.93	74.00	-20.07	PK
V	7311	40.10	30.33	6.32	24.55	40.64	54.00	-13.36	AV
V	9748	53.26	30.85	7.45	24.69	54.55	74.00	-19.45	PK
V	9748	38.54	30.85	7.45	24.69	39.83	54.00	-14.17	AV
H	4874	56.89	30.55	5.77	24.66	56.77	74.00	-17.23	PK
H	4874	40.12	30.55	5.77	24.66	40.00	54.00	-14.00	AV
H	7311	53.57	30.33	6.32	24.55	54.11	74.00	-19.89	PK
H	7311	39.08	30.33	6.32	24.55	39.62	54.00	-14.38	AV
H	9748	53.48	30.85	7.45	24.69	54.77	74.00	-19.23	PK
H	9748	39.28	30.85	7.45	24.69	40.57	54.00	-13.43	AV

Polar (H/V)	Frequency (MHz)	Meter Reading (dBuV)	Pre-amplifier (dB)	Cable Loss (dB)	Antenna Factor (dB)	Emission Level (dBuV/m)	Limits (dBuV/m)	Margin (dB)	Detector Type
High Channel:2452MHz									
V	4904	56.18	30.55	5.77	24.66	56.06	74.00	-17.94	PK
V	4904	41.22	30.55	5.77	24.66	41.10	54.00	-12.90	AV
V	7356	52.08	30.33	6.32	24.55	52.62	74.00	-21.38	PK
V	7356	40.01	30.33	6.32	24.55	40.55	54.00	-13.45	AV
V	9808	50.84	30.85	7.45	24.69	52.13	74.00	-21.87	PK
V	9808	38.64	30.85	7.45	24.69	39.93	54.00	-14.07	AV
H	4904	56.26	30.55	5.77	24.66	56.14	74.00	-17.86	PK
H	4904	38.39	30.55	5.77	24.66	38.27	54.00	-15.73	AV
H	7356	52.36	30.33	6.32	24.55	52.90	74.00	-21.10	PK
H	7356	39.11	30.33	6.32	24.55	39.65	54.00	-14.35	AV
H	9808	51.78	30.85	7.45	24.69	53.07	74.00	-20.93	PK
H	9808	39.75	30.85	7.45	24.69	41.04	54.00	-12.96	AV

MIMO-802.11n

Polar (H/V)	Frequency (MHz)	Meter Reading (dBuV)	Pre-amplifier (dB)	Cable Loss (dB)	Antenna Factor (dB)	Emission Level (dBuV/m)	Limits (dBuV/m)	Margin (dB)	Detector Type
Low Channel:2412MHz									
V	4824	54.97	30.55	5.77	24.66	54.85	74.00	-19.15	PK
V	4824	41.18	30.55	5.77	24.66	41.06	54.00	-12.94	AV
V	7236	53.68	30.33	6.32	24.55	54.22	74.00	-19.78	PK
V	7236	39.23	30.33	6.32	24.55	39.77	54.00	-14.23	AV
V	9648	50.86	30.85	7.45	24.69	52.15	74.00	-21.85	PK
V	9648	40.01	30.85	7.45	24.69	41.30	54.00	-12.70	AV
H	4824	55.87	30.55	5.77	24.66	55.75	74.00	-18.25	PK
H	4824	38.65	30.55	5.77	24.66	38.53	54.00	-15.47	AV
H	7236	52.60	30.33	6.32	24.55	53.14	74.00	-20.86	PK
H	7236	38.96	30.33	6.32	24.55	39.50	54.00	-14.50	AV
H	9648	52.60	30.85	7.45	24.69	53.89	74.00	-20.11	PK
H	9648	39.14	30.85	7.45	24.69	40.43	54.00	-13.57	AV

Polar (H/V)	Frequency (MHz)	Meter Reading (dBuV)	Pre-amplifier (dB)	Cable Loss (dB)	Antenna Factor (dB)	Emission Level (dBuV/m)	Limits (dBuV/m)	Margin (dB)	Detector Type
Middle Channel:2437MHz									
V	4874	56.17	30.55	5.77	24.66	56.05	74.00	-17.95	PK
V	4874	41.00	30.55	5.77	24.66	40.88	54.00	-13.12	AV
V	7311	51.98	30.33	6.32	24.55	52.52	74.00	-21.48	PK
V	7311	38.41	30.33	6.32	24.55	38.95	54.00	-15.05	AV
V	9748	51.74	30.85	7.45	24.69	53.03	74.00	-20.97	PK
V	9748	38.42	30.85	7.45	24.69	39.71	54.00	-14.29	AV
H	4874	57.19	30.55	5.77	24.66	57.07	74.00	-16.93	PK
H	4874	39.25	30.55	5.77	24.66	39.13	54.00	-14.87	AV
H	7311	53.75	30.33	6.32	24.55	54.29	74.00	-19.71	PK
H	7311	40.53	30.33	6.32	24.55	41.07	54.00	-12.93	AV
H	9748	51.13	30.85	7.45	24.69	52.42	74.00	-21.58	PK
H	9748	39.95	30.85	7.45	24.69	41.24	54.00	-12.76	AV

Polar (H/V)	Frequency (MHz)	Meter Reading (dBuV)	Pre-amplifier (dB)	Cable Loss (dB)	Antenna Factor (dB)	Emission Level (dBuV/m)	Limits (dBuV/m)	Margin (dB)	Detector Type
High Channel:2462MHz									
V	4924	55.03	30.55	5.77	24.66	54.91	74.00	-19.09	PK
V	4924	39.58	30.55	5.77	24.66	39.46	54.00	-14.54	AV
V	7386	52.37	30.33	6.32	24.55	52.91	74.00	-21.09	PK
V	7386	39.46	30.33	6.32	24.55	40.00	54.00	-14.00	AV
V	9848	52.39	30.85	7.45	24.69	53.68	74.00	-20.32	PK
V	9848	39.76	30.85	7.45	24.69	41.05	54.00	-12.95	AV
H	4924	57.57	30.55	5.77	24.66	57.45	74.00	-16.55	PK
H	4924	40.82	30.55	5.77	24.66	40.70	54.00	-13.30	AV
H	7386	51.97	30.33	6.32	24.55	52.51	74.00	-21.49	PK
H	7386	39.14	30.33	6.32	24.55	39.68	54.00	-14.32	AV
H	9848	52.65	30.85	7.45	24.69	53.94	74.00	-20.06	PK
H	9848	39.92	30.85	7.45	24.69	41.21	54.00	-12.79	AV

MIMO-802.11n40

Polar (H/V)	Frequency (MHz)	Meter Reading (dBuV)	Pre-amplifier (dB)	Cable Loss (dB)	Antenna Factor (dB)	Emission Level (dBuV/m)	Limits (dBuV/m)	Margin (dB)	Detector Type
Low Channel:2422MHz									
V	4844	55.97	30.55	5.77	24.66	55.85	74.00	-18.15	PK
V	4844	40.15	30.55	5.77	24.66	40.03	54.00	-13.97	AV
V	7266	53.50	30.33	6.32	24.55	54.04	74.00	-19.96	PK
V	7266	39.30	30.33	6.32	24.55	39.84	54.00	-14.16	AV
V	9688	53.62	30.85	7.45	24.69	54.91	74.00	-19.09	PK
V	9688	39.16	30.85	7.45	24.69	40.45	54.00	-13.55	AV
H	4844	55.47	30.55	5.77	24.66	55.35	74.00	-18.65	PK
H	4844	40.06	30.55	5.77	24.66	39.94	54.00	-14.06	AV
H	7266	51.87	30.33	6.32	24.55	52.41	74.00	-21.59	PK
H	7266	39.88	30.33	6.32	24.55	40.42	54.00	-13.58	AV
H	9688	52.00	30.85	7.45	24.69	53.29	74.00	-20.71	PK
H	9688	37.57	30.85	7.45	24.69	38.86	54.00	-15.14	AV

Polar (H/V)	Frequency (MHz)	Meter Reading (dBuV)	Pre-amplifier (dB)	Cable Loss (dB)	Antenna Factor (dB)	Emission Level (dBuV/m)	Limits (dBuV/m)	Margin (dB)	Detector Type
Middle Channel:2437MHz									
V	4874	56.98	30.55	5.77	24.66	56.86	74.00	-17.14	PK
V	4874	39.30	30.55	5.77	24.66	39.18	54.00	-14.82	AV
V	7311	52.21	30.33	6.32	24.55	52.75	74.00	-21.25	PK
V	7311	40.12	30.33	6.32	24.55	40.66	54.00	-13.34	AV
V	9748	53.15	30.85	7.45	24.69	54.44	74.00	-19.56	PK
V	9748	37.36	30.85	7.45	24.69	38.65	54.00	-15.35	AV
H	4874	56.78	30.55	5.77	24.66	56.66	74.00	-17.34	PK
H	4874	38.87	30.55	5.77	24.66	38.75	54.00	-15.25	AV
H	7311	52.63	30.33	6.32	24.55	53.17	74.00	-20.83	PK
H	7311	37.79	30.33	6.32	24.55	38.33	54.00	-15.67	AV
H	9748	51.70	30.85	7.45	24.69	52.99	74.00	-21.01	PK
H	9748	37.52	30.85	7.45	24.69	38.81	54.00	-15.19	AV

Polar (H/V)	Frequency (MHz)	Meter Reading (dBuV)	Pre-amplifier (dB)	Cable Loss (dB)	Antenna Factor (dB)	Emission Level (dBuV/m)	Limits (dBuV/m)	Margin (dB)	Detector Type
High Channel:2452MHz									
V	4904	55.10	30.55	5.77	24.66	54.98	74.00	-19.02	PK
V	4904	40.49	30.55	5.77	24.66	40.37	54.00	-13.63	AV
V	7356	52.04	30.33	6.32	24.55	52.58	74.00	-21.42	PK
V	7356	40.35	30.33	6.32	24.55	40.89	54.00	-13.11	AV
V	9808	50.82	30.85	7.45	24.69	52.11	74.00	-21.89	PK
V	9808	39.38	30.85	7.45	24.69	40.67	54.00	-13.33	AV
H	4904	57.14	30.55	5.77	24.66	57.02	74.00	-16.98	PK
H	4904	39.51	30.55	5.77	24.66	39.39	54.00	-14.61	AV
H	7356	53.41	30.33	6.32	24.55	53.95	74.00	-20.05	PK
H	7356	37.91	30.33	6.32	24.55	38.45	54.00	-15.55	AV
H	9808	52.04	30.85	7.45	24.69	53.33	74.00	-20.67	PK
H	9808	39.09	30.85	7.45	24.69	40.38	54.00	-13.62	AV

MIMO-802.11ax

Polar (H/V)	Frequency (MHz)	Meter Reading (dBuV)	Pre-amplifier (dB)	Cable Loss (dB)	Antenna Factor (dB)	Emission Level (dBuV/m)	Limits (dBuV/m)	Margin (dB)	Detector Type
Low Channel:2412MHz									
V	4824	57.18	30.55	5.77	24.66	57.06	74.00	-16.94	PK
V	4824	41.10	30.55	5.77	24.66	40.98	54.00	-13.02	AV
V	7236	52.34	30.33	6.32	24.55	52.88	74.00	-21.12	PK
V	7236	39.11	30.33	6.32	24.55	39.65	54.00	-14.35	AV
V	9648	51.12	30.85	7.45	24.69	52.41	74.00	-21.59	PK
V	9648	39.63	30.85	7.45	24.69	40.92	54.00	-13.08	AV
H	4824	57.04	30.55	5.77	24.66	56.92	74.00	-17.08	PK
H	4824	39.52	30.55	5.77	24.66	39.40	54.00	-14.60	AV
H	7236	52.32	30.33	6.32	24.55	52.86	74.00	-21.14	PK
H	7236	38.72	30.33	6.32	24.55	39.26	54.00	-14.74	AV
H	9648	52.62	30.85	7.45	24.69	53.91	74.00	-20.09	PK
H	9648	37.41	30.85	7.45	24.69	38.70	54.00	-15.30	AV

Polar (H/V)	Frequency (MHz)	Meter Reading (dBuV)	Pre-amplifier (dB)	Cable Loss (dB)	Antenna Factor (dB)	Emission Level (dBuV/m)	Limits (dBuV/m)	Margin (dB)	Detector Type
Middle Channel:2437MHz									
V	4874	56.20	30.55	5.77	24.66	56.08	74.00	-17.92	PK
V	4874	39.74	30.55	5.77	24.66	39.62	54.00	-14.38	AV
V	7311	52.15	30.33	6.32	24.55	52.69	74.00	-21.31	PK
V	7311	38.61	30.33	6.32	24.55	39.15	54.00	-14.85	AV
V	9748	52.25	30.85	7.45	24.69	53.54	74.00	-20.46	PK
V	9748	40.21	30.85	7.45	24.69	41.50	54.00	-12.50	AV
H	4874	54.87	30.55	5.77	24.66	54.75	74.00	-19.25	PK
H	4874	40.08	30.55	5.77	24.66	39.96	54.00	-14.04	AV
H	7311	51.93	30.33	6.32	24.55	52.47	74.00	-21.53	PK
H	7311	38.64	30.33	6.32	24.55	39.18	54.00	-14.82	AV
H	9748	52.01	30.85	7.45	24.69	53.30	74.00	-20.70	PK
H	9748	39.04	30.85	7.45	24.69	40.33	54.00	-13.67	AV

Polar (H/V)	Frequency (MHz)	Meter Reading (dBuV)	Pre-amplifier (dB)	Cable Loss (dB)	Antenna Factor (dB)	Emission Level (dBuV/m)	Limits (dBuV/m)	Margin (dB)	Detector Type
High Channel:2462MHz									
V	4924	57.11	30.55	5.77	24.66	56.99	74.00	-17.01	PK
V	4924	38.98	30.55	5.77	24.66	38.86	54.00	-15.14	AV
V	7386	52.64	30.33	6.32	24.55	53.18	74.00	-20.82	PK
V	7386	39.21	30.33	6.32	24.55	39.75	54.00	-14.25	AV
V	9848	52.01	30.85	7.45	24.69	53.30	74.00	-20.70	PK
V	9848	38.78	30.85	7.45	24.69	40.07	54.00	-13.93	AV
H	4924	55.48	30.55	5.77	24.66	55.36	74.00	-18.64	PK
H	4924	38.28	30.55	5.77	24.66	38.16	54.00	-15.84	AV
H	7386	51.89	30.33	6.32	24.55	52.43	74.00	-21.57	PK
H	7386	39.50	30.33	6.32	24.55	40.04	54.00	-13.96	AV
H	9848	53.18	30.85	7.45	24.69	54.47	74.00	-19.53	PK
H	9848	38.54	30.85	7.45	24.69	39.83	54.00	-14.17	AV

MIMO-802.11ax40

Polar (H/V)	Frequency (MHz)	Meter Reading (dBuV)	Pre-amplifier (dB)	Cable Loss (dB)	Antenna Factor (dB)	Emission Level (dBuV/m)	Limits (dBuV/m)	Margin (dB)	Detector Type
Low Channel:2422MHz									
V	4844	56.55	30.55	5.77	24.66	56.43	74.00	-17.57	PK
V	4844	38.58	30.55	5.77	24.66	38.46	54.00	-15.54	AV
V	7266	52.05	30.33	6.32	24.55	52.59	74.00	-21.41	PK
V	7266	37.80	30.33	6.32	24.55	38.34	54.00	-15.66	AV
V	9688	51.24	30.85	7.45	24.69	52.53	74.00	-21.47	PK
V	9688	38.37	30.85	7.45	24.69	39.66	54.00	-14.34	AV
H	4844	57.58	30.55	5.77	24.66	57.46	74.00	-16.54	PK
H	4844	40.90	30.55	5.77	24.66	40.78	54.00	-13.22	AV
H	7266	51.98	30.33	6.32	24.55	52.52	74.00	-21.48	PK
H	7266	37.81	30.33	6.32	24.55	38.35	54.00	-15.65	AV
H	9688	52.66	30.85	7.45	24.69	53.95	74.00	-20.05	PK
H	9688	39.79	30.85	7.45	24.69	41.08	54.00	-12.92	AV

Polar (H/V)	Frequency (MHz)	Meter Reading (dBuV)	Pre-amplifier (dB)	Cable Loss (dB)	Antenna Factor (dB)	Emission Level (dBuV/m)	Limits (dBuV/m)	Margin (dB)	Detector Type
Middle Channel:2437MHz									
V	4874	55.54	30.55	5.77	24.66	55.42	74.00	-18.58	PK
V	4874	38.51	30.55	5.77	24.66	38.39	54.00	-15.61	AV
V	7311	52.78	30.33	6.32	24.55	53.32	74.00	-20.68	PK
V	7311	40.05	30.33	6.32	24.55	40.59	54.00	-13.41	AV
V	9748	52.68	30.85	7.45	24.69	53.97	74.00	-20.03	PK
V	9748	37.48	30.85	7.45	24.69	38.77	54.00	-15.23	AV
H	4874	54.79	30.55	5.77	24.66	54.67	74.00	-19.33	PK
H	4874	38.38	30.55	5.77	24.66	38.26	54.00	-15.74	AV
H	7311	52.43	30.33	6.32	24.55	52.97	74.00	-21.03	PK
H	7311	38.71	30.33	6.32	24.55	39.25	54.00	-14.75	AV
H	9748	51.96	30.85	7.45	24.69	53.25	74.00	-20.75	PK
H	9748	39.24	30.85	7.45	24.69	40.53	54.00	-13.47	AV

Polar (H/V)	Frequency (MHz)	Meter Reading (dBuV)	Pre-amplifier (dB)	Cable Loss (dB)	Antenna Factor (dB)	Emission Level (dBuV/m)	Limits (dBuV/m)	Margin (dB)	Detector Type
High Channel:2452MHz									
V	4904	56.11	30.55	5.77	24.66	55.99	74.00	-18.01	PK
V	4904	40.24	30.55	5.77	24.66	40.12	54.00	-13.88	AV
V	7356	53.55	30.33	6.32	24.55	54.09	74.00	-19.91	PK
V	7356	38.75	30.33	6.32	24.55	39.29	54.00	-14.71	AV
V	9808	53.22	30.85	7.45	24.69	54.51	74.00	-19.49	PK
V	9808	38.80	30.85	7.45	24.69	40.09	54.00	-13.91	AV
H	4904	57.24	30.55	5.77	24.66	57.12	74.00	-16.88	PK
H	4904	40.68	30.55	5.77	24.66	40.56	54.00	-13.44	AV
H	7356	53.06	30.33	6.32	24.55	53.60	74.00	-20.40	PK
H	7356	40.21	30.33	6.32	24.55	40.75	54.00	-13.25	AV
H	9808	53.68	30.85	7.45	24.69	54.97	74.00	-19.03	PK
H	9808	39.23	30.85	7.45	24.69	40.52	54.00	-13.48	AV

5.RADIATED BAND EMISSIONMEASUREMENT

5.1 TEST REQUIREMENT:

<table>
<tr><td>Test Requirement:</td><td colspan="5">FCC Part15 C Section 15.209 and 15.205</td></tr>
<tr><td>Test Method:</td><td colspan="5">ANSI C63.10: 2013</td></tr>
<tr><td>Test Frequency Range:</td><td colspan="5">All of the restrict bands were tested, only the worst band's (2310MHz to 2500MHz) data was showed.</td></tr>
<tr><td>Test site:</td><td colspan="5">Measurement Distance: 3m</td></tr>
<tr><td rowspan="3">Receiver setup:</td><td>Frequency</td><td>Detector</td><td>RBW</td><td>VBW</td><td>Value</td></tr>
<tr><td rowspan="2">Above 1GHz</td><td>Peak</td><td>1MHz</td><td>3MHz</td><td>Peak</td></tr>
<tr><td>Average</td><td>1MHz</td><td>3MHz</td><td>Average</td></tr>
</table>

LIMITS OF RADIATED EMISSION MEASUREMENT (Above 1000MHz)

FREQUENCY (MHz)	Class B (dBuV/m) (at 3M)	
	PEAK	AVERAGE
Above 1000	74	54

Notes:

(1) The limit for radiated test was performed according to FCC PART 15C.

(2) The tighter limit applies at the band edges.

(3) Emission level (dBuV/m)=20log Emission level (uV/m).

5.2 TEST PROCEDURE

Above 1GHz test procedure as below:

a. 1. The EUT was placed on the top of a rotating table 1.5 meters above the ground at a 3 meter camber. The table was rotated 360 degrees to determine the position of the highest radiation.

b. The EUT was set 3 meters away from the interference-receiving antenna, which was mounted on the top of a variable-height antenna tower.

c. The antenna height is varied from one meter to four meters above the ground to determine the maximum value of the field strength. Both horizontal and vertical polarizations of the antenna are set to make the measurement.

d. For each suspected emission, the EUT was arranged to its worst case and then the antenna was tuned to heights from 1 meter to 4 meters and the rota table was turned from 0 degrees to 360 degrees to find the maximum reading.

e. The test-receiver system was set to Peak Detect Function and Specified Bandwidth with Maximum Hold Mode.

f. If the emission level of the EUT in peak mode was 10dB lower than the limit specified, then testing could bestopped and the peak values of the EUT would be reported. Otherwise the emissions that did not have 10dBmargin would be re-tested one by one using peak, quasi-peak or average method as specified and then reportedin a data sheet.

g. Test the EUT in the lowest channel,the Highest channel

Note:

Both horizontal and vertical antenna polarities were tested
and performed pretest to three orthogonal axis. The worst case emissions were reported

5.3 DEVIATION FROM TEST STANDARD

No deviation

5.4 TEST SETUP

Radiated Emission Test-Up Frequency Above 1GHz

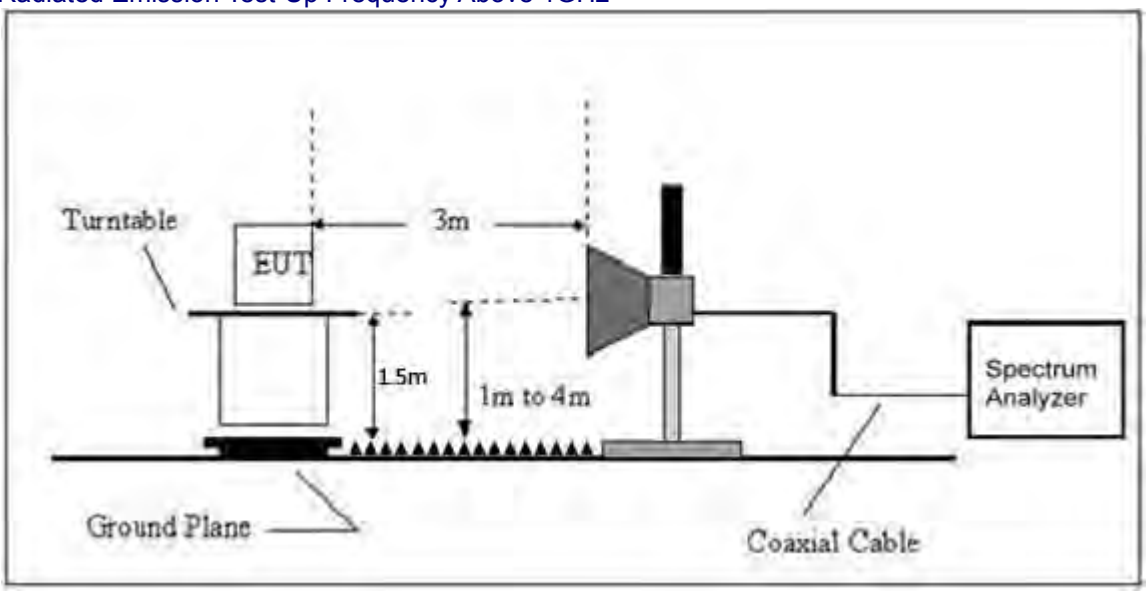

5.5 EUT OPERATING CONDITIONS

The EUT tested system was configured as the statements of 2.3 Unless otherwise a special operating condition is specified in the follows during the testing.

5.6 TEST RESULT

ANT1

	Polar (H/V)	Frequency (MHz)	Meter Reading (dBuV)	Pre-amplifier (dB)	Cable Loss (dB)	Antenna Factor (dB/m)	Emission level (dBuV/m)	Limit (dBuV/m)	Detector Type	Result
802.11b	Low Channel 2412MHz									
	H	2390.00	57.86	30.22	4.85	23.98	56.47	74	PK	PASS
	H	2390.00	44.00	30.22	4.85	23.98	42.61	54	AV	PASS
	H	2400.00	61.34	30.22	4.85	23.98	59.95	74	PK	PASS
	H	2400.00	45.69	30.22	4.85	23.98	44.30	54	AV	PASS
	V	2390.00	60.12	30.22	4.85	23.98	58.73	74	PK	PASS
	V	2390.00	42.35	30.22	4.85	23.98	40.96	54	AV	PASS
	V	2400.00	56.22	30.22	4.85	23.98	54.83	74	PK	PASS
	V	2400.00	44.04	30.22	4.85	23.98	42.65	54	AV	PASS
	High Channel 2462MHz									
	H	2483.50	61.43	30.22	4.85	23.98	60.04	74	PK	PASS
	H	2485.50	43.68	30.22	4.85	23.98	42.29	54	AV	PASS
	H	2483.50	61.69	30.22	4.85	23.98	60.30	74	PK	PASS
	H	2485.50	45.24	30.22	4.85	23.98	43.85	54	AV	PASS
	V	2483.50	60.89	30.22	4.85	23.98	59.50	74	PK	PASS
	V	2485.50	46.67	30.22	4.85	23.98	45.28	54	AV	PASS
	V	2483.50	65.10	30.22	4.85	23.98	63.71	74	PK	PASS
	V	2485.50	46.06	30.22	4.85	23.98	44.67	54	AV	PASS

802.11g	Low Channel 2412MHz									
	H	2390.00	60.92	30.22	4.85	23.98	59.53	74	PK	PASS
	H	2390.00	45.52	30.22	4.85	23.98	44.13	54	AV	PASS
	H	2400.00	59.90	30.22	4.85	23.98	58.51	74	PK	PASS
	H	2400.00	43.86	30.22	4.85	23.98	42.47	54	AV	PASS
	V	2390.00	63.60	30.22	4.85	23.98	62.21	74	PK	PASS
	V	2390.00	44.09	30.22	4.85	23.98	42.70	54	AV	PASS
	V	2400.00	57.83	30.22	4.85	23.98	56.44	74	PK	PASS
	V	2400.00	43.06	30.22	4.85	23.98	41.67	54	AV	PASS
	High Channel 2462MHz									
	H	2483.50	60.19	30.22	4.85	23.98	58.80	74	PK	PASS
	H	2485.50	43.75	30.22	4.85	23.98	42.36	54	AV	PASS
	H	2483.50	60.12	30.22	4.85	23.98	58.73	74	PK	PASS
	H	2485.50	43.93	30.22	4.85	23.98	42.54	54	AV	PASS
	V	2483.50	62.72	30.22	4.85	23.98	61.33	74	PK	PASS
	V	2485.50	44.80	30.22	4.85	23.98	43.41	54	AV	PASS
	V	2483.50	64.10	30.22	4.85	23.98	62.71	74	PK	PASS
	V	2485.50	42.94	30.22	4.85	23.98	41.55	54	AV	PASS

802.11n20	Low Channel 2412MHz									
	H	2390.00	59.00	30.22	4.85	23.98	57.61	74	PK	PASS
	H	2390.00	45.62	30.22	4.85	23.98	44.23	54	AV	PASS
	H	2400.00	62.53	30.22	4.85	23.98	61.14	74	PK	PASS
	H	2400.00	43.16	30.22	4.85	23.98	41.77	54	AV	PASS
	V	2390.00	60.82	30.22	4.85	23.98	59.43	74	PK	PASS
	V	2390.00	43.06	30.22	4.85	23.98	41.67	54	AV	PASS
	V	2400.00	55.43	30.22	4.85	23.98	54.04	74	PK	PASS
	V	2400.00	45.60	30.22	4.85	23.98	44.21	54	AV	PASS
	High Channel 2462MHz									
	H	2483.50	62.75	30.22	4.85	23.98	61.36	74	PK	PASS
	H	2485.50	47.48	30.22	4.85	23.98	46.09	54	AV	PASS
	H	2483.50	59.17	30.22	4.85	23.98	57.78	74	PK	PASS
	H	2485.50	49.28	30.22	4.85	23.98	47.89	54	AV	PASS

	V	2483.50	65.60	30.22	4.85	23.98	64.21	74	PK	PASS
	V	2485.50	45.74	30.22	4.85	23.98	44.35	54	AV	PASS
	V	2483.50	63.13	30.22	4.85	23.98	61.74	74	PK	PASS
	V	2485.50	46.22	30.22	4.85	23.98	44.83	54	AV	PASS

Remark:

1. Emission Level = Meter Reading + Antenna Factor + Cable Loss – Pre-amplifier, Margin= Emission Level - Limit

802.11n40	Low Channel 2422MHz									
	H	2390.00	60.68	30.22	4.85	23.98	59.29	74	PK	PASS
	H	2390.00	43.72	30.22	4.85	23.98	42.33	54	AV	PASS
	H	2400.00	60.62	30.22	4.85	23.98	59.23	74	PK	PASS
	H	2400.00	43.97	30.22	4.85	23.98	42.58	54	AV	PASS
	V	2390.00	61.18	30.22	4.85	23.98	59.79	74	PK	PASS
	V	2390.00	42.87	30.22	4.85	23.98	41.48	54	AV	PASS
	V	2400.00	56.62	30.22	4.85	23.98	55.23	74	PK	PASS
	V	2400.00	44.38	30.22	4.85	23.98	42.99	54	AV	PASS
	High Channel 2452MHz									
	H	2483.50	62.38	30.22	4.85	23.98	60.99	74	PK	PASS
	H	2485.50	47.60	30.22	4.85	23.98	46.21	54	AV	PASS
	H	2483.50	65.72	30.22	4.85	23.98	64.33	74	PK	PASS
	H	2485.50	46.71	30.22	4.85	23.98	45.32	54	AV	PASS
	V	2483.50	59.96	30.22	4.85	23.98	58.57	74	PK	PASS
	V	2485.50	49.11	30.22	4.85	23.98	47.72	54	AV	PASS
	V	2483.50	59.91	30.22	4.85	23.98	58.52	74	PK	PASS
	V	2485.50	45.91	30.22	4.85	23.98	44.52	54	AV	PASS

Remark:

1. Emission Level = Meter Reading + Antenna Factor + Cable Loss – Pre-amplifier, Margin= Emission Level - Limit

802.11ax	Low Channel 2412MHz									
	H	2390.00	58.00	30.22	4.85	23.98	56.61	74	PK	PASS
	H	2390.00	42.94	30.22	4.85	23.98	41.55	54	AV	PASS
	H	2400.00	60.30	30.22	4.85	23.98	58.91	74	PK	PASS
	H	2400.00	44.89	30.22	4.85	23.98	43.50	54	AV	PASS
	V	2390.00	63.49	30.22	4.85	23.98	62.10	74	PK	PASS
	V	2390.00	44.16	30.22	4.85	23.98	42.77	54	AV	PASS
	V	2400.00	57.93	30.22	4.85	23.98	56.54	74	PK	PASS
	V	2400.00	45.14	30.22	4.85	23.98	43.75	54	AV	PASS
	High Channel 2462MHz									
	H	2483.50	59.48	30.22	4.85	23.98	58.09	74	PK	PASS
	H	2485.50	46.63	30.22	4.85	23.98	45.24	54	AV	PASS
	H	2483.50	60.28	30.22	4.85	23.98	58.89	74	PK	PASS
	H	2485.50	46.76	30.22	4.85	23.98	45.37	54	AV	PASS
	V	2483.50	65.00	30.22	4.85	23.98	63.61	74	PK	PASS
	V	2485.50	44.63	30.22	4.85	23.98	43.24	54	AV	PASS
	V	2483.50	66.13	30.22	4.85	23.98	64.74	74	PK	PASS
	V	2485.50	47.51	30.22	4.85	23.98	46.12	54	AV	PASS

Remark:

1. Emission Level = Meter Reading + Antenna Factor + Cable Loss – Pre-amplifier, Margin= Emission Level - Limit

802.11ax 40	Low Channel 2422MHz									
	H	2390.00	59.52	30.22	4.85	23.98	58.13	74	PK	PASS
	H	2390.00	44.52	30.22	4.85	23.98	43.13	54	AV	PASS
	H	2400.00	60.90	30.22	4.85	23.98	59.51	74	PK	PASS
	H	2400.00	45.56	30.22	4.85	23.98	44.17	54	AV	PASS
	V	2390.00	60.50	30.22	4.85	23.98	59.11	74	PK	PASS
	V	2390.00	43.52	30.22	4.85	23.98	42.13	54	AV	PASS
	V	2400.00	58.69	30.22	4.85	23.98	57.30	74	PK	PASS
	V	2400.00	44.74	30.22	4.85	23.98	43.35	54	AV	PASS
	High Channel 2452MHz									
	H	2483.50	62.50	30.22	4.85	23.98	61.11	74	PK	PASS
	H	2485.50	48.78	30.22	4.85	23.98	47.39	54	AV	PASS
	H	2483.50	65.04	30.22	4.85	23.98	63.65	74	PK	PASS
	H	2485.50	47.07	30.22	4.85	23.98	45.68	54	AV	PASS
	V	2483.50	59.51	30.22	4.85	23.98	58.12	74	PK	PASS
	V	2485.50	46.17	30.22	4.85	23.98	44.78	54	AV	PASS
	V	2483.50	66.47	30.22	4.85	23.98	65.08	74	PK	PASS
	V	2485.50	48.68	30.22	4.85	23.98	47.29	54	AV	PASS

Remark:

1. Emission Level = Meter Reading + Antenna Factor + Cable Loss – Pre-amplifier, Margin= Emission Level - Limit

ANT2

	Polar (H/V)	Frequency (MHz)	Meter Reading (dBuV)	Pre-amplifier (dB)	Cable Loss (dB)	Antenna Factor (dB/m)	Emission level (dBuV/m)	Limit (dBuV/m)	Detector Type	Result
802.11b	Low Channel 2412MHz									
	H	2390.00	58.09	30.22	4.85	23.98	56.70	74	PK	PASS
	H	2390.00	45.43	30.22	4.85	23.98	44.04	54	AV	PASS
	H	2400.00	61.53	30.22	4.85	23.98	60.14	74	PK	PASS
	H	2400.00	45.08	30.22	4.85	23.98	43.69	54	AV	PASS
	V	2390.00	61.05	30.22	4.85	23.98	59.66	74	PK	PASS
	V	2390.00	43.13	30.22	4.85	23.98	41.74	54	AV	PASS
	V	2400.00	55.97	30.22	4.85	23.98	54.58	74	PK	PASS
	V	2400.00	44.00	30.22	4.85	23.98	42.61	54	AV	PASS
	High Channel 2462MHz									
	H	2483.50	58.89	30.22	4.85	23.98	57.50	74	PK	PASS
	H	2485.50	48.00	30.22	4.85	23.98	46.61	54	AV	PASS
	H	2483.50	60.03	30.22	4.85	23.98	58.64	74	PK	PASS
	H	2485.50	49.43	30.22	4.85	23.98	48.04	54	AV	PASS
	V	2483.50	61.39	30.22	4.85	23.98	60.00	74	PK	PASS
	V	2485.50	43.25	30.22	4.85	23.98	41.86	54	AV	PASS
	V	2483.50	60.40	30.22	4.85	23.98	59.01	74	PK	PASS
	V	2485.50	47.83	30.22	4.85	23.98	46.44	54	AV	PASS

802.11g	Low Channel 2412MHz									
	H	2390.00	60.25	30.22	4.85	23.98	58.86	74	PK	PASS
	H	2390.00	45.00	30.22	4.85	23.98	43.61	54	AV	PASS
	H	2400.00	60.24	30.22	4.85	23.98	58.85	74	PK	PASS
	H	2400.00	45.48	30.22	4.85	23.98	44.09	54	AV	PASS
	V	2390.00	62.64	30.22	4.85	23.98	61.25	74	PK	PASS
	V	2390.00	43.78	30.22	4.85	23.98	42.39	54	AV	PASS
	V	2400.00	58.32	30.22	4.85	23.98	56.93	74	PK	PASS
	V	2400.00	43.67	30.22	4.85	23.98	42.28	54	AV	PASS

	High Channel 2462MHz									
	H	2483.50	61.41	30.22	4.85	23.98	60.02	74	PK	PASS
	H	2485.50	44.39	30.22	4.85	23.98	43.00	54	AV	PASS
	H	2483.50	60.58	30.22	4.85	23.98	59.19	74	PK	PASS
	H	2485.50	46.21	30.22	4.85	23.98	44.82	54	AV	PASS
	V	2483.50	61.47	30.22	4.85	23.98	60.08	74	PK	PASS
	V	2485.50	42.87	30.22	4.85	23.98	41.48	54	AV	PASS
	V	2483.50	65.19	30.22	4.85	23.98	63.80	74	PK	PASS
	V	2485.50	49.34	30.22	4.85	23.98	47.95	54	AV	PASS

802.11n20	Low Channel 2412MHz									
	H	2390.00	61.19	30.22	4.85	23.98	59.80	74	PK	PASS
	H	2390.00	43.20	30.22	4.85	23.98	41.81	54	AV	PASS
	H	2400.00	61.93	30.22	4.85	23.98	60.54	74	PK	PASS
	H	2400.00	43.16	30.22	4.85	23.98	41.77	54	AV	PASS
	V	2390.00	62.59	30.22	4.85	23.98	61.20	74	PK	PASS
	V	2390.00	43.50	30.22	4.85	23.98	42.11	54	AV	PASS
	V	2400.00	54.95	30.22	4.85	23.98	53.56	74	PK	PASS
	V	2400.00	44.18	30.22	4.85	23.98	42.79	54	AV	PASS
	High Channel 2462MHz									
	H	2483.50	60.41	30.22	4.85	23.98	59.02	74	PK	PASS
	H	2485.50	44.02	30.22	4.85	23.98	42.63	54	AV	PASS
	H	2483.50	59.57	30.22	4.85	23.98	58.18	74	PK	PASS
	H	2485.50	43.41	30.22	4.85	23.98	42.02	54	AV	PASS
	V	2483.50	60.81	30.22	4.85	23.98	59.42	74	PK	PASS
	V	2485.50	45.64	30.22	4.85	23.98	44.25	54	AV	PASS
	V	2483.50	65.00	30.22	4.85	23.98	63.61	74	PK	PASS
	V	2485.50	49.01	30.22	4.85	23.98	47.62	54	AV	PASS

Remark:

1. Emission Level = Meter Reading + Antenna Factor + Cable Loss – Pre-amplifier, Margin= Emission Level - Limit

802.11n40	Low Channel 2422MHz									
	H	2390.00	59.42	30.22	4.85	23.98	58.03	74	PK	PASS
	H	2390.00	45.01	30.22	4.85	23.98	43.62	54	AV	PASS
	H	2400.00	61.93	30.22	4.85	23.98	60.54	74	PK	PASS
	H	2400.00	45.73	30.22	4.85	23.98	44.34	54	AV	PASS
	V	2390.00	61.52	30.22	4.85	23.98	60.13	74	PK	PASS
	V	2390.00	42.25	30.22	4.85	23.98	40.86	54	AV	PASS
	V	2400.00	57.81	30.22	4.85	23.98	56.42	74	PK	PASS
	V	2400.00	45.03	30.22	4.85	23.98	43.64	54	AV	PASS
	High Channel 2452MHz									
	H	2483.50	61.40	30.22	4.85	23.98	60.01	74	PK	PASS
	H	2485.50	44.99	30.22	4.85	23.98	43.60	54	AV	PASS
	H	2483.50	65.03	30.22	4.85	23.98	63.64	74	PK	PASS
	H	2485.50	46.67	30.22	4.85	23.98	45.28	54	AV	PASS
	V	2483.50	60.81	30.22	4.85	23.98	59.42	74	PK	PASS
	V	2485.50	47.19	30.22	4.85	23.98	45.80	54	AV	PASS
	V	2483.50	64.58	30.22	4.85	23.98	63.19	74	PK	PASS
	V	2485.50	44.34	30.22	4.85	23.98	42.95	54	AV	PASS

Remark:

1. Emission Level = Meter Reading + Antenna Factor + Cable Loss – Pre-amplifier, Margin= Emission Level - Limit

MIMO

802.11n20	Low Channel 2412MHz									
	H	2390.00	59.03	30.22	4.85	23.98	57.64	74	PK	PASS
	H	2390.00	43.99	30.22	4.85	23.98	42.60	54	AV	PASS
	H	2400.00	62.73	30.22	4.85	23.98	61.34	74	PK	PASS
	H	2400.00	42.80	30.22	4.85	23.98	41.41	54	AV	PASS
	V	2390.00	61.23	30.22	4.85	23.98	59.84	74	PK	PASS
	V	2390.00	45.59	30.22	4.85	23.98	44.20	54	AV	PASS
	V	2400.00	57.39	30.22	4.85	23.98	56.00	74	PK	PASS
	V	2400.00	43.06	30.22	4.85	23.98	41.67	54	AV	PASS
	High Channel 2462MHz									
	H	2483.50	61.60	30.22	4.85	23.98	60.21	74	PK	PASS
	H	2485.50	45.71	30.22	4.85	23.98	44.32	54	AV	PASS
	H	2483.50	59.54	30.22	4.85	23.98	58.15	74	PK	PASS
	H	2485.50	47.83	30.22	4.85	23.98	46.44	54	AV	PASS
	V	2483.50	64.32	30.22	4.85	23.98	62.93	74	PK	PASS
	V	2485.50	47.18	30.22	4.85	23.98	45.79	54	AV	PASS
	V	2483.50	62.78	30.22	4.85	23.98	61.39	74	PK	PASS
	V	2485.50	46.22	30.22	4.85	23.98	44.83	54	AV	PASS

Remark:

1. Emission Level = Meter Reading + Antenna Factor + Cable Loss – Pre-amplifier, Margin= Emission Level - Limit

802.11n40	Low Channel 2422MHz									
	H	2390.00	59.28	30.22	4.85	23.98	57.89	74	PK	PASS
	H	2390.00	43.30	30.22	4.85	23.98	41.91	54	AV	PASS
	H	2400.00	61.93	30.22	4.85	23.98	60.54	74	PK	PASS
	H	2400.00	45.21	30.22	4.85	23.98	43.82	54	AV	PASS
	V	2390.00	59.79	30.22	4.85	23.98	58.40	74	PK	PASS
	V	2390.00	42.57	30.22	4.85	23.98	41.18	54	AV	PASS
	V	2400.00	57.93	30.22	4.85	23.98	56.54	74	PK	PASS
	V	2400.00	42.91	30.22	4.85	23.98	41.52	54	AV	PASS
	High Channel 2452MHz									
	H	2483.50	60.30	30.22	4.85	23.98	58.91	74	PK	PASS
	H	2485.50	47.46	30.22	4.85	23.98	46.07	54	AV	PASS
	H	2483.50	64.49	30.22	4.85	23.98	63.10	74	PK	PASS
	H	2485.50	46.45	30.22	4.85	23.98	45.06	54	AV	PASS
	V	2483.50	63.47	30.22	4.85	23.98	62.08	74	PK	PASS
	V	2485.50	49.21	30.22	4.85	23.98	47.82	54	AV	PASS
	V	2483.50	62.83	30.22	4.85	23.98	61.44	74	PK	PASS
	V	2485.50	44.29	30.22	4.85	23.98	42.90	54	AV	PASS

Remark:

1. Emission Level = Meter Reading + Antenna Factor + Cable Loss – Pre-amplifier, Margin= Emission Level - Limit

802.11ax 20	Low Channel 2412MHz									
	H	2390.00	61.22	30.22	4.85	23.98	59.83	74	PK	PASS
	H	2390.00	45.19	30.22	4.85	23.98	43.80	54	AV	PASS
	H	2400.00	62.26	30.22	4.85	23.98	60.87	74	PK	PASS
	H	2400.00	45.53	30.22	4.85	23.98	44.14	54	AV	PASS
	V	2390.00	63.22	30.22	4.85	23.98	61.83	74	PK	PASS
	V	2390.00	44.36	30.22	4.85	23.98	42.97	54	AV	PASS
	V	2400.00	56.82	30.22	4.85	23.98	55.43	74	PK	PASS
	V	2400.00	43.05	30.22	4.85	23.98	41.66	54	AV	PASS
	High Channel 2462MHz									
	H	2483.50	62.05	30.22	4.85	23.98	60.66	74	PK	PASS
	H	2485.50	48.15	30.22	4.85	23.98	46.76	54	AV	PASS
	H	2483.50	61.13	30.22	4.85	23.98	59.74	74	PK	PASS
	H	2485.50	44.79	30.22	4.85	23.98	43.40	54	AV	PASS
	V	2483.50	59.52	30.22	4.85	23.98	58.13	74	PK	PASS
	V	2485.50	44.73	30.22	4.85	23.98	43.34	54	AV	PASS
	V	2483.50	61.28	30.22	4.85	23.98	59.89	74	PK	PASS
	V	2485.50	47.83	30.22	4.85	23.98	46.44	54	AV	PASS

Remark:

1. Emission Level = Meter Reading + Antenna Factor + Cable Loss – Pre-amplifier, Margin= Emission Level - Limit

802.11ax 40	Low Channel 2422MHz									
	H	2390.00	58.25	30.22	4.85	23.98	56.86	74	PK	PASS
	H	2390.00	44.17	30.22	4.85	23.98	42.78	54	AV	PASS
	H	2400.00	60.67	30.22	4.85	23.98	59.28	74	PK	PASS
	H	2400.00	43.70	30.22	4.85	23.98	42.31	54	AV	PASS
	V	2390.00	62.77	30.22	4.85	23.98	61.38	74	PK	PASS
	V	2390.00	45.53	30.22	4.85	23.98	44.14	54	AV	PASS
	V	2400.00	56.41	30.22	4.85	23.98	55.02	74	PK	PASS
	V	2400.00	43.92	30.22	4.85	23.98	42.53	54	AV	PASS
	High Channel 2452MHz									
	H	2483.50	61.71	30.22	4.85	23.98	60.32	74	PK	PASS
	H	2485.50	45.44	30.22	4.85	23.98	44.05	54	AV	PASS
	H	2483.50	64.95	30.22	4.85	23.98	63.56	74	PK	PASS
	H	2485.50	44.51	30.22	4.85	23.98	43.12	54	AV	PASS
	V	2483.50	63.47	30.22	4.85	23.98	62.08	74	PK	PASS
	V	2485.50	49.16	30.22	4.85	23.98	47.77	54	AV	PASS
	V	2483.50	62.77	30.22	4.85	23.98	61.38	74	PK	PASS
	V	2485.50	47.33	30.22	4.85	23.98	45.94	54	AV	PASS

Remark:

1. Emission Level = Meter Reading + Antenna Factor + Cable Loss – Pre-amplifier, Margin= Emission Level - Limit

6.POWER SPECTRAL DENSITY TEST

Test Requirement:	FCC Part15 C Section 15.247 (e)
Test Method:	KDB558074 D0115.247 Meas Guidance v 05r02

6.1 APPLIED PROCEDURES / LIMIT

FCC Part15 (15.247) , Subpart C				
Section	Test Item	Limit	Frequency Range (MHz)	Result
15.247	Power Spectral Density	8dBm/3kHz	2400-2483.5	PASS

6.2 TEST PROCEDURE

1. Set analyzer center frequency to DTS channel center frequency.
2. Set the span to 1.5 times the DTS bandwidth.
3. Set the RBW to: 3 kHz ≤ RBW ≤ 100 kHz.
4. Set the VBW ≥ 3 x RBW.
5. Detector = peak.
6. Sweep time = auto couple.
7. Trace mode = max hold.
8. Allow trace to fully stabilize.
9. Use the peak marker function to determine the maximum amplitude level within the RBW.
10. If measured value exceeds limit, reduce RBW (no less than 3 kHz) and repeat.

6.3 DEVIATION FROM STANDARD

No deviation.

6.4 TEST SETUP

6.5 EUT OPERATION CONDITIONS

The EUT tested system was configured as the statements of 2.1 Unless otherwise a special operating condition is specified in the follows during the testing.

6.6 TEST RESULT

Temperature :	26℃	Relative Humidity :	54%
Pressure :	101kPa	Test Voltage :	AC120V

Test mode	Test channel	Power Spectral Density (dBm/3kHz)			Limit:	Result
		ANT1	ANT2	SUM		
802.11b	Lowest	-2.992	-0.301	/	8dBm/3kHz	PASS
	Middle	4.905	0.172	/		
	Highest	-0.679	-0.154	/		
802.11g	Lowest	-8.68	-8.852	/	8dBm/3kHz	PASS
	Middle	-8.606	-7.36	/		
	Highest	-7.361	-7.684	/		
802.11n(HT20)	Lowest	-6.603	-6.644	-3.61	8dBm/3kHz	PASS
	Middle	-5.863	-5.351	-2.59		
	Highest	-6.756	-6.638	-3.69		
802.11n(HT40)	Lowest	-11.782	-12.129	-8.94	8dBm/3kHz	PASS
	Middle	-11.258	-10.077	-7.62		
	Highest	-11.489	-10.265	-7.82		
802.11ax(HE20)	Lowest	-10.747	-10.328	-7.52	8dBm/3kHz	PASS
	Middle	-9.436	-9.429	-6.42		
	Highest	-9.998	-11.101	-7.50		
802.11ax(HE40)	Lowest	-12.821	-13.574	-10.17	8dBm/3kHz	PASS
	Middle	-12.684	-13.026	-4.83		
	Highest	-12.476	-12.813	-4.62		

Remark:
1. Measured peak power spectrum density at difference data rate for each mode and recorded worst case for each mode.
2. Test results including cable loss;
3. Please refer to following plots;
4. The PSD limits of IEEE 802.11n HT20 and IEEE 802.11 n HT40 for MIMO with CDD technology should be reduce 10*log(2) =3.010dBi according to KDB662911D01;
5. For MIMO with CCD technology device, The Directional Gain= Gain of individual transmit antennas (dBi) + Array gain;
Array gain = 10 log (Nant), where Nant is the number of transmit antennas.

ANT1	ANT2
802.11b	802.11b
Lowest channel	Lowest channel
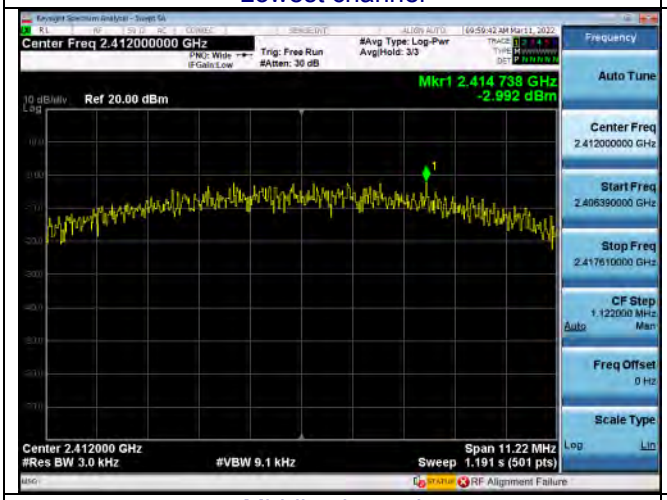	
Middle channel	Middle channel
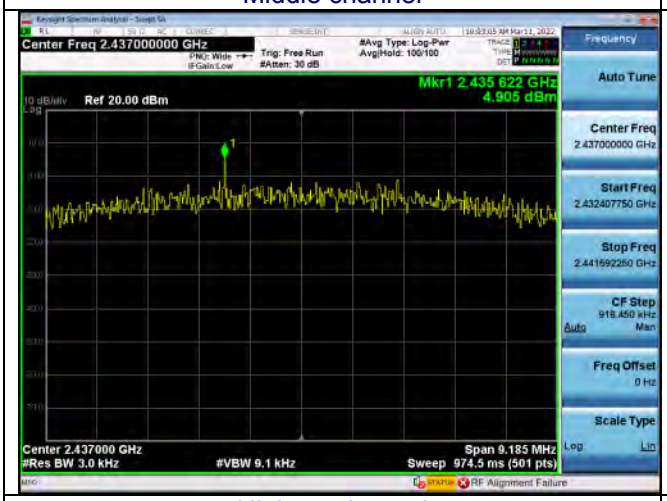	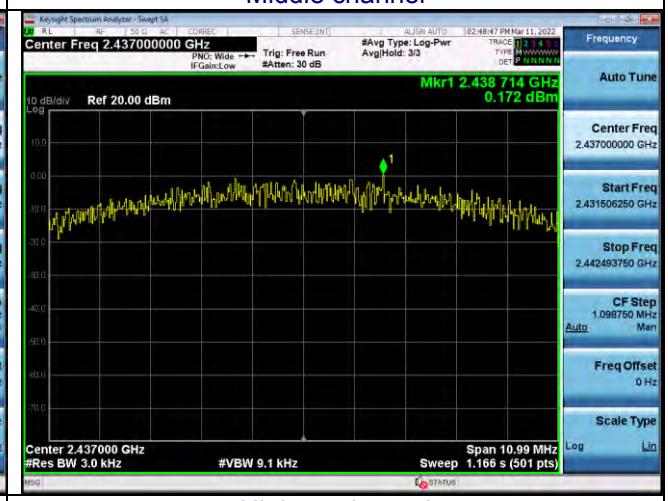
Highest channel	Highest channel
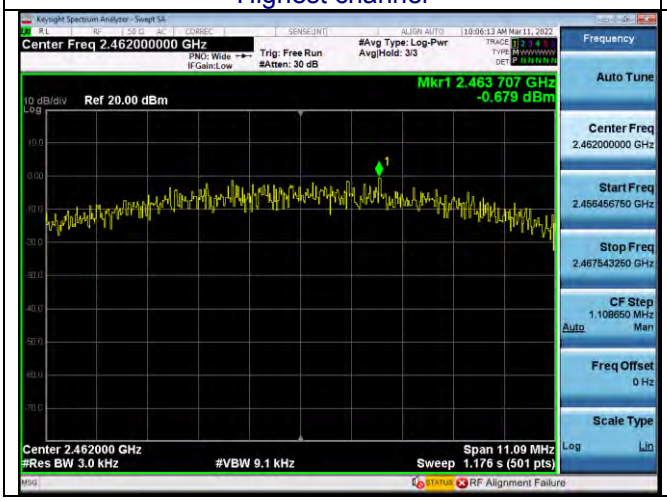	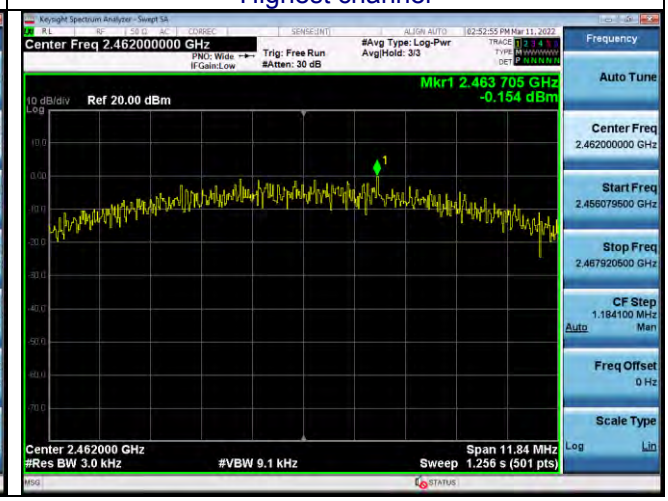

ANT1	ANT2
802.11g	802.11g
Lowest channel	Lowest channel
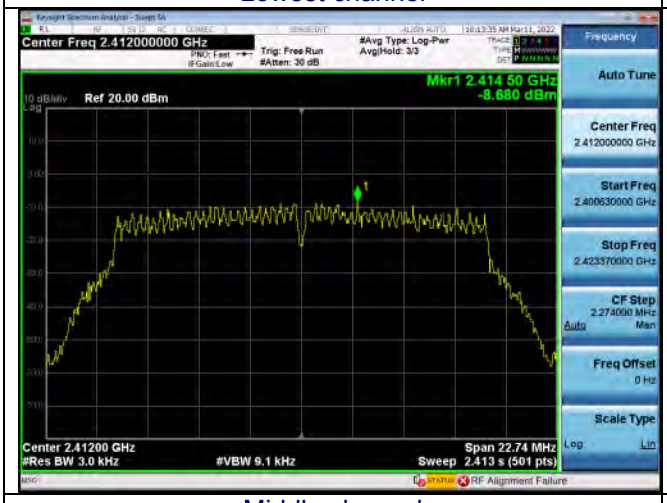	
Middle channel	Middle channel
Highest channel	Highest channel

ANT1	ANT2
802.11n(HT20)	802.11n(HT20)
Lowest channel	Lowest channel
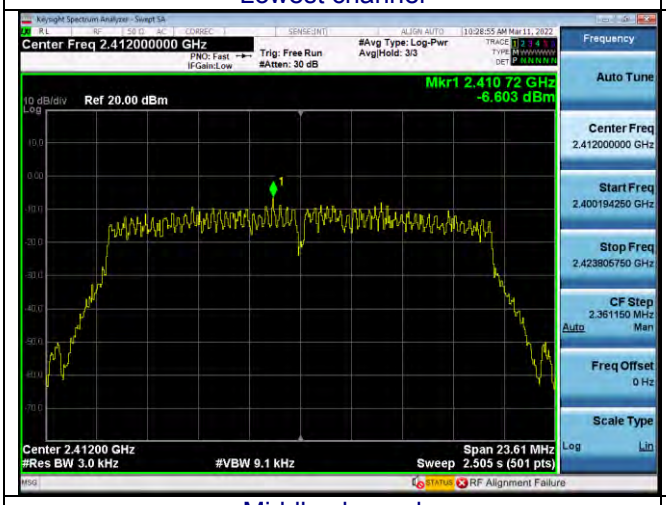	
Middle channel	Middle channel
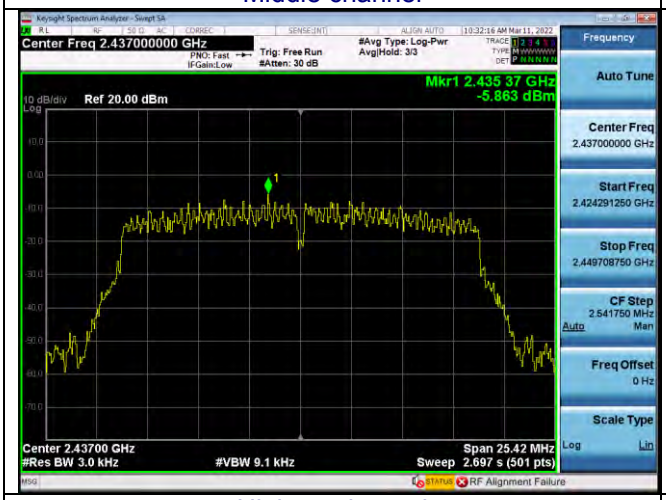	
Highest channel	Highest channel
	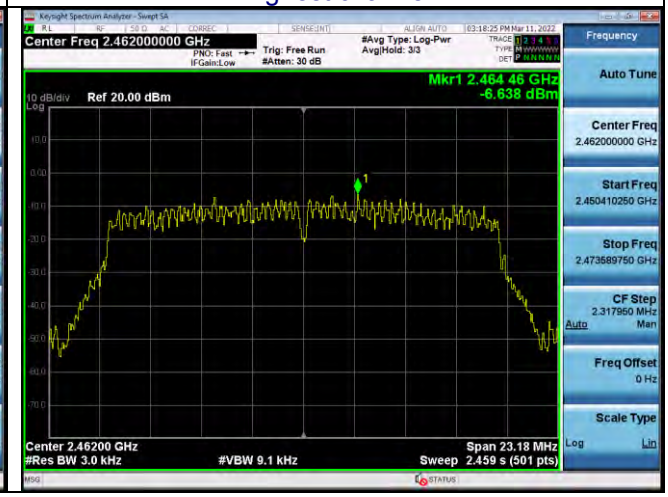

ANT1	ANT2
802.11n(HT40)	802.11n(HT40)
Lowest channel	Lowest channel
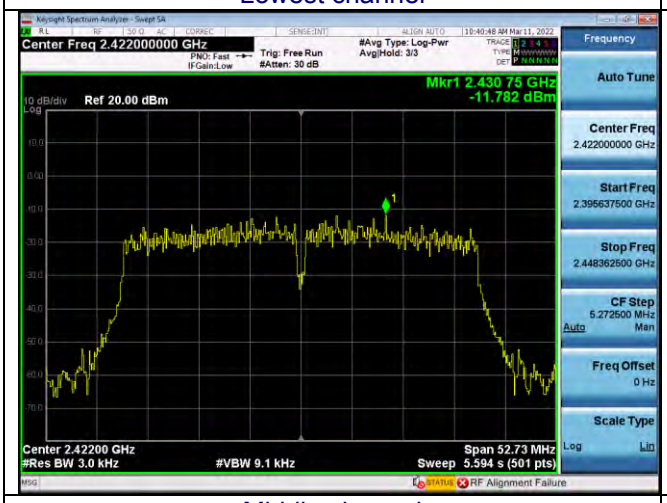	
Middle channel	Middle channel
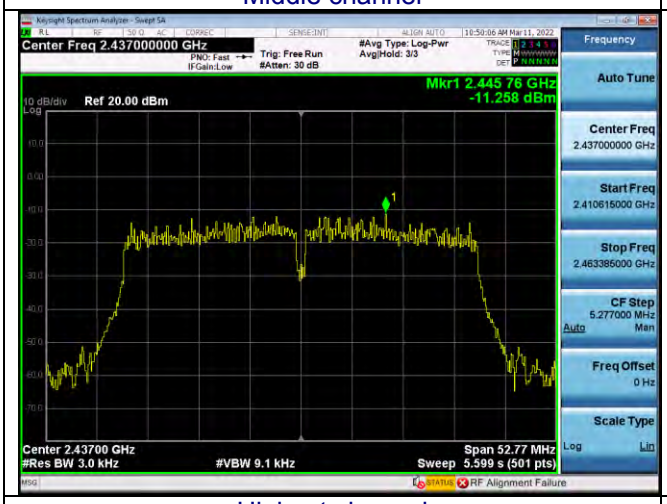	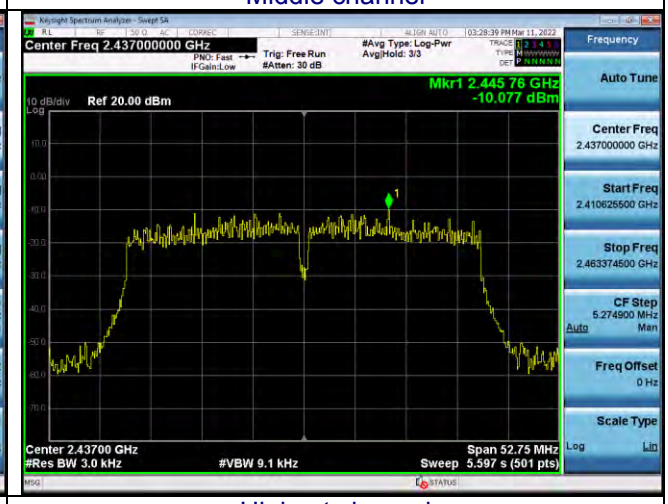
Highest channel	Highest channel
	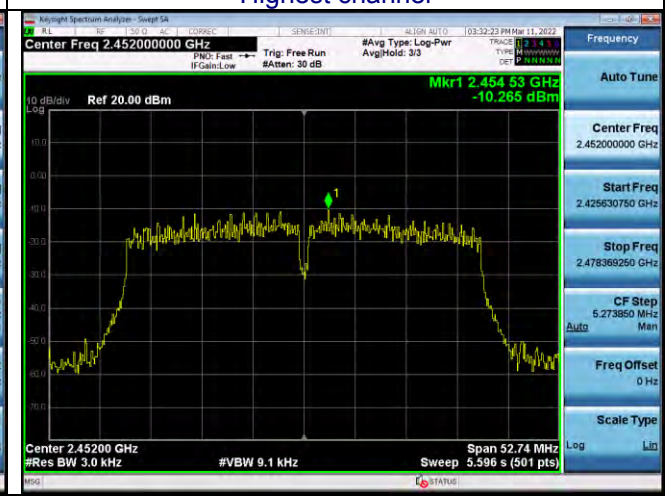

ANT1	ANT2
802.11ax(HE20)	802.11ax(HE20)
Lowest channel	Lowest channel
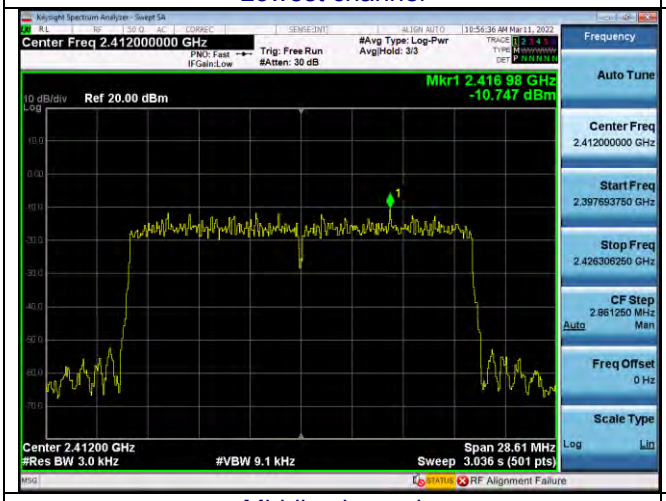	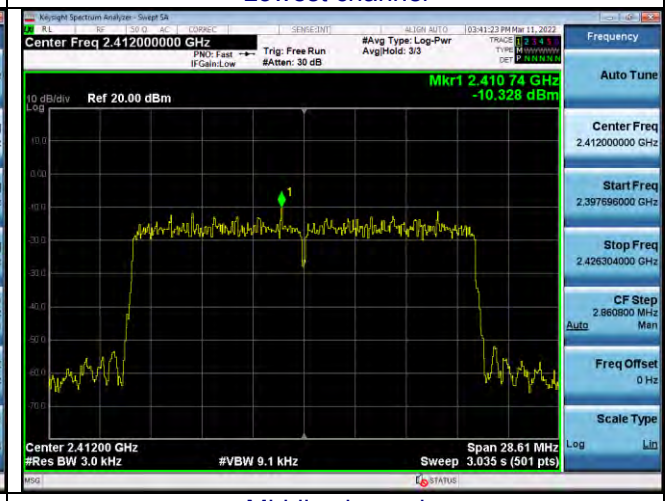
Middle channel	Middle channel
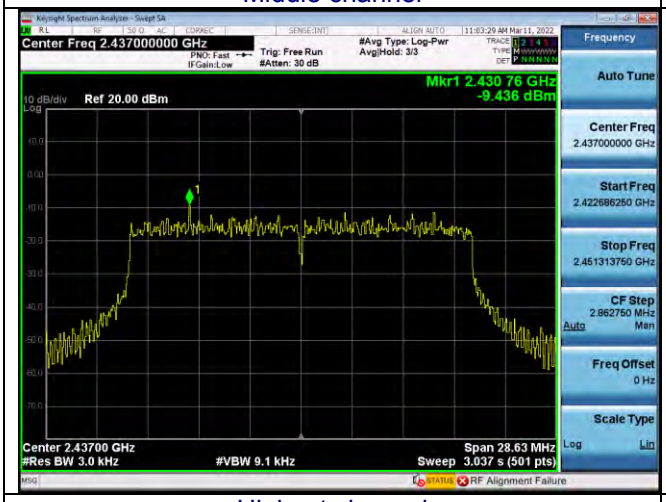	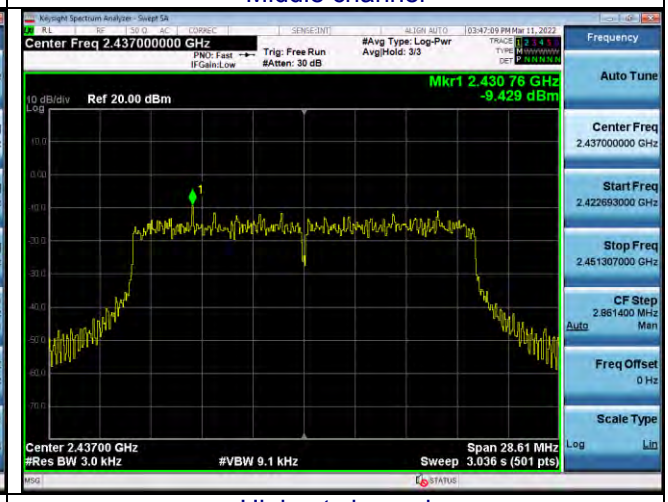
Highest channel	Highest channel
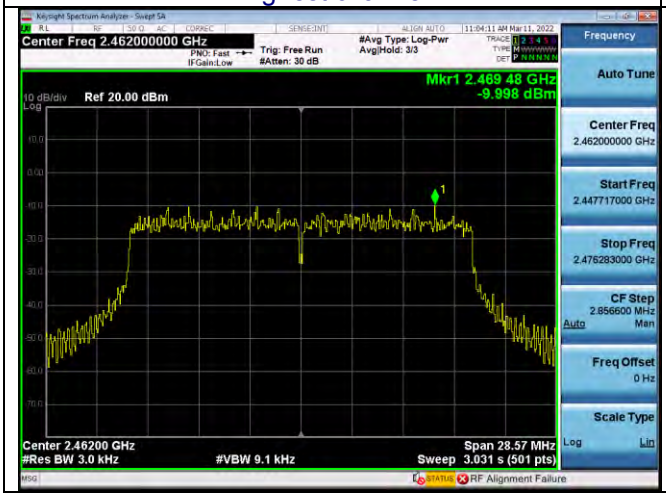	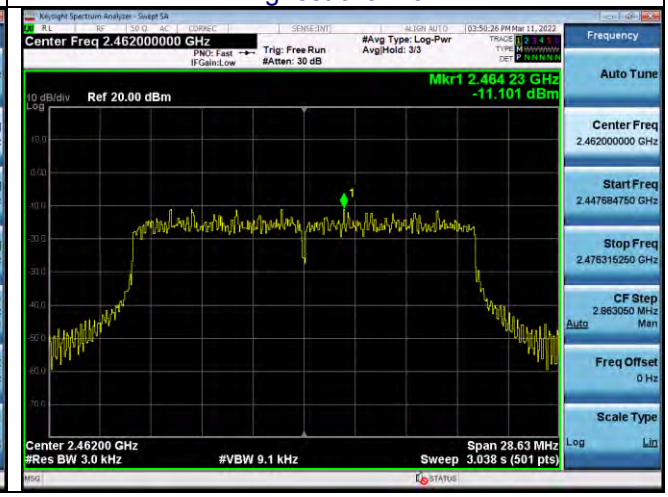

ANT1	ANT2
802.11ax(HE40)	802.11ax(HE40)
Lowest channel	Lowest channel
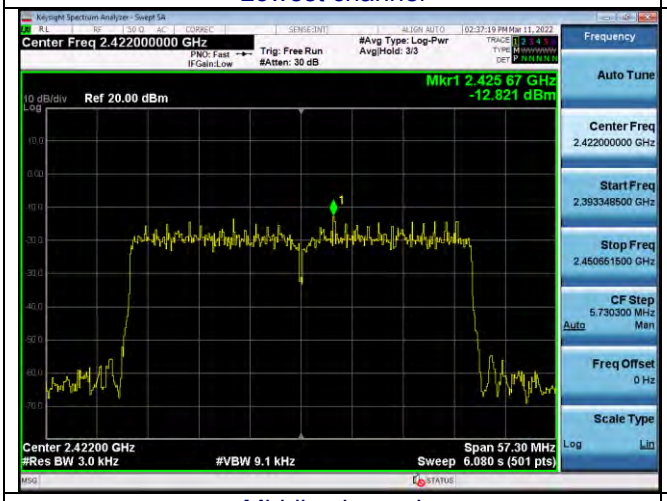	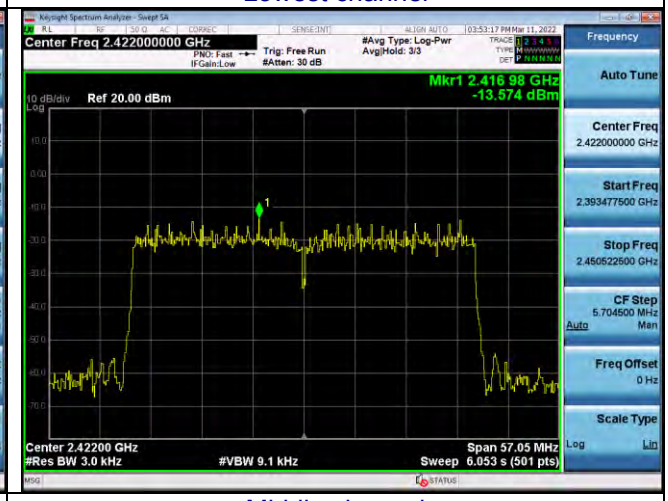
Middle channel	Middle channel
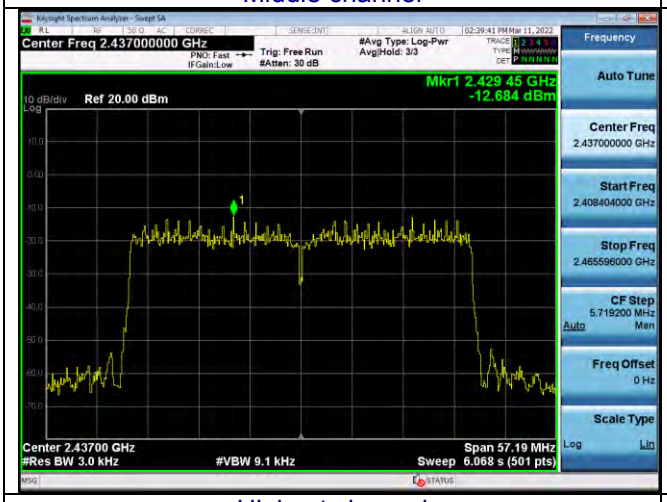	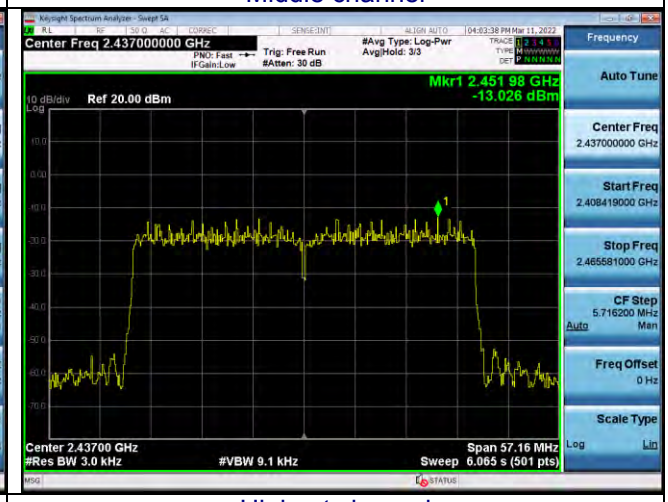
Highest channel	Highest channel
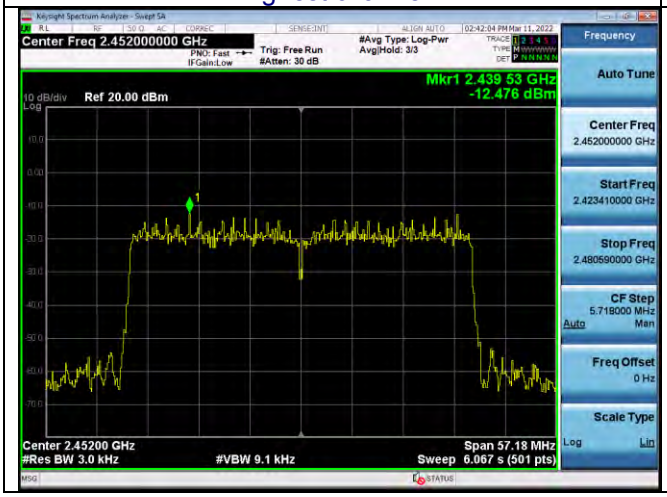	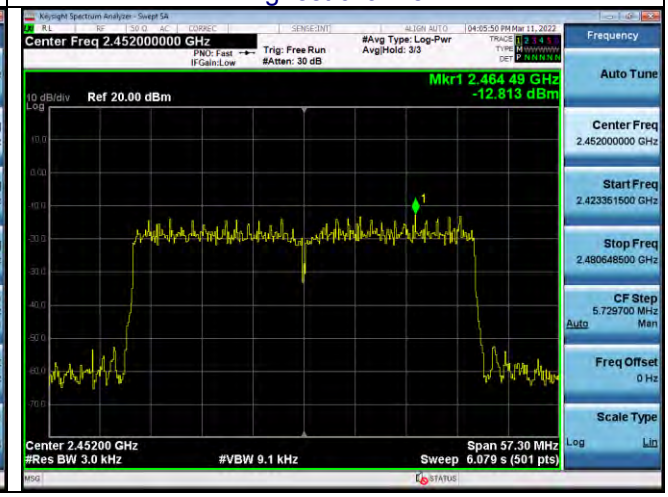

7. CHANNEL BANDWIDTH

Test Requirement:	FCC Part15 C Section 15.247 (a)(2)
Test Method:	KDB558074 D0115.247 Meas Guidance v05r02

7.1 APPLIED PROCEDURES / LIMIT

FCC Part15 (15.247) , Subpart C				
Section	Test Item	Limit	Frequency Range (MHz)	Result
15.247(a)(2)	Bandwidth	>= 500KHz (6dB bandwidth)	2400-2483.5	PASS

7.2 TEST PROCEDURE

1. Set RBW = 100 kHz.
2. Set the video bandwidth (VBW) ≥ 3 xRBW.
3. Detector = Peak.
4. Trace mode = max hold.
5. Sweep = auto couple.
6. Allow the trace to stabilize.
7. Measure the maximum width of the emission that is constrained by the frequencies associated with the two outermost amplitude points (upper and lower frequencies) that are attenuated by 6 dB relative to the maximum level measured in the fundamental emission.

7.3 DEVIATION FROM STANDARD

No deviation.

7.4 TEST SETUP



7.5 EUT OPERATION CONDITIONS

The EUT tested system was configured as the statements of 2.4 Unless otherwise a special operating condition is specified in the follows during the testing.

7.6 TEST RESULT

Temperature :	26℃	Relative Humidity :	54%
Pressure :	101kPa	Test Voltage :	AC120V
Test Mode :	TX Mode		

Test mode	Test channel	6dB Emission Bandwidth (MHz)		Limit:	Test Result:
		ANT1	ANT2		
802.11b	Lowest	7.480	7.341	>500kHz	PASS
	Middle	6.123	7.325		
	Highest	7.391	7.894		
802.11g	Lowest	15.16	15.71	>500kHz	PASS
	Middle	15.76	15.73		
	Highest	15.75	15.15		
802.11n(HT20)	Lowest	15.74	15.26	>500kHz	PASS
	Middle	16.95	15.65		
	Highest	15.89	15.45		
802.11n(HT40)	Lowest	35.15	35.16	>500kHz	PASS
	Middle	35.18	35.17		
	Highest	35.18	35.16		
802.11ax(HE20)	Lowest	19.07	19.07	>500kHz	PASS
	Middle	19.08	19.08		
	Highest	19.04	19.09		
802.11ax(HE40)	Lowest	38.20	38.03	>500kHz	PASS
	Middle	38.13	38.11		
	Highest	38.12	38.20		

Test plot as follows:

ANT1	ANT2
802.11b	802.11b
Lowest channel	Lowest channel
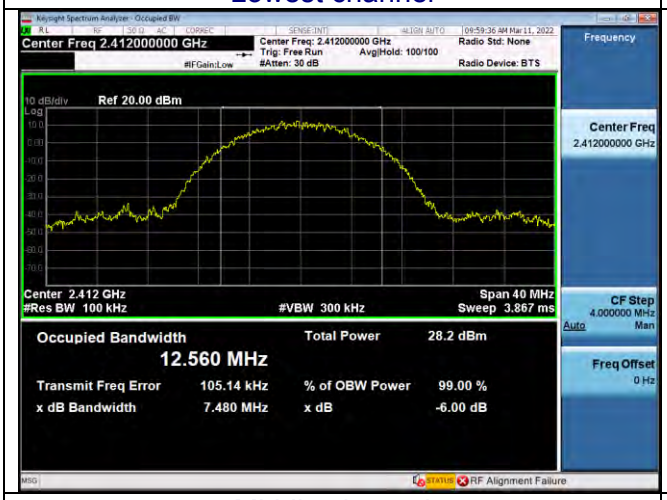	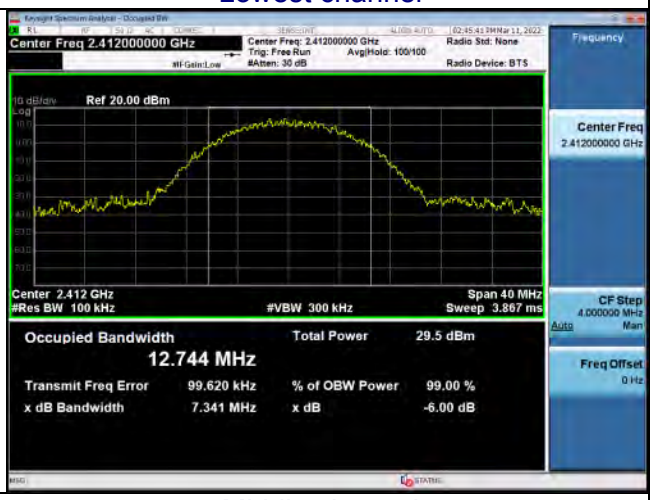
Middle channel	Middle channel
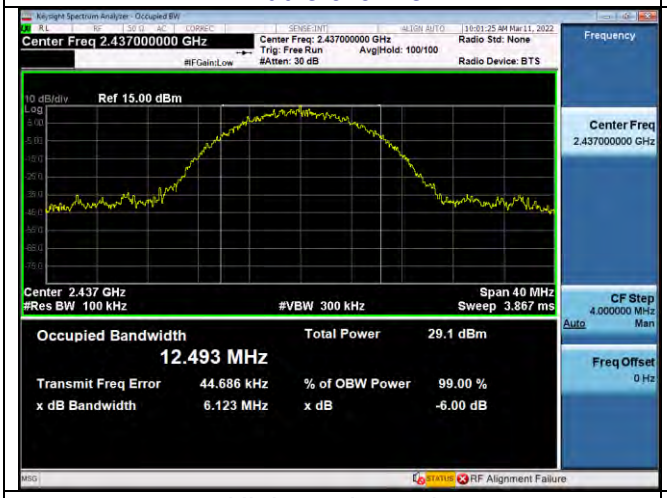	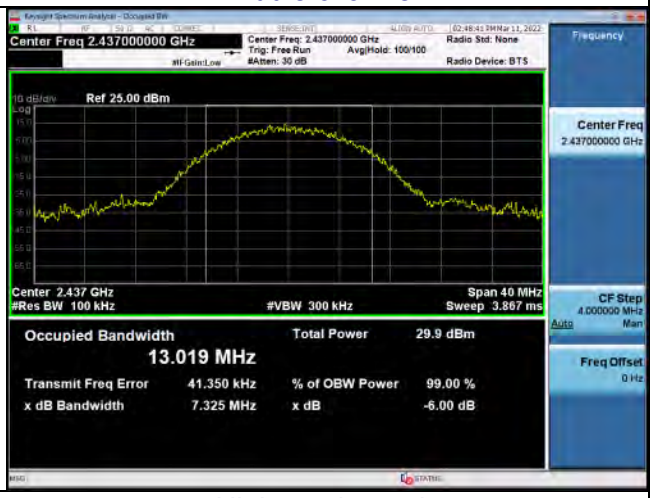
Highest channel	Highest channel
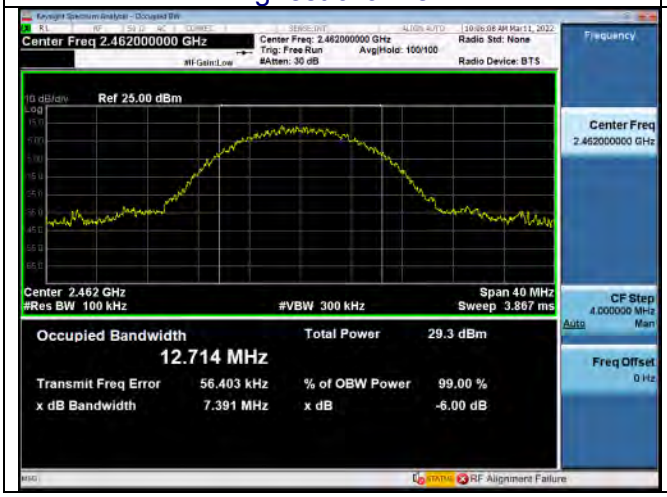	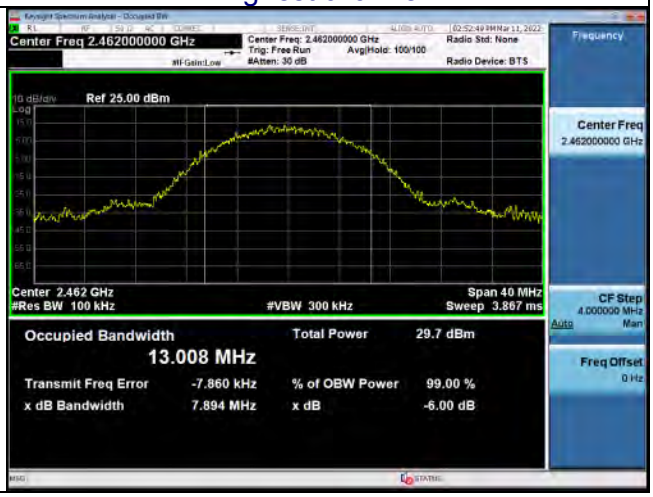

ANT1	ANT2
802.11g	802.11g
Lowest channel	Lowest channel
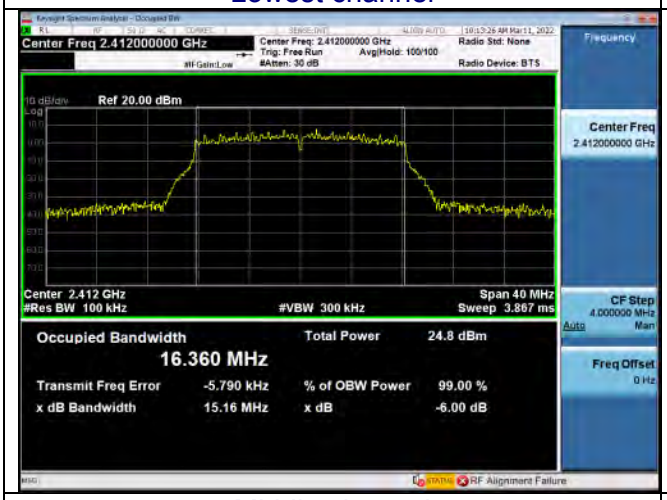	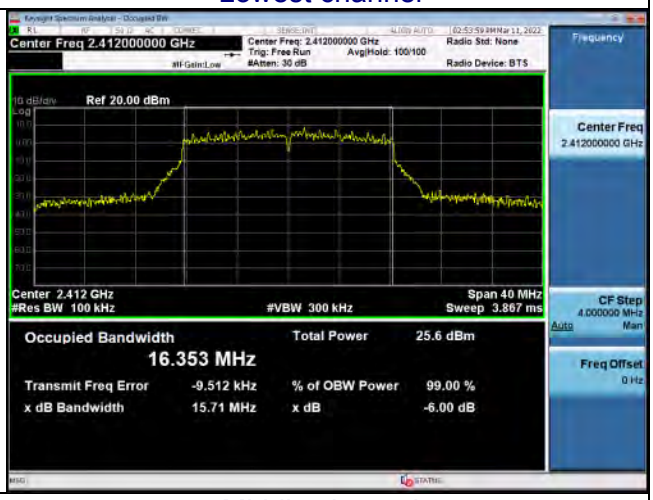
Middle channel	Middle channel
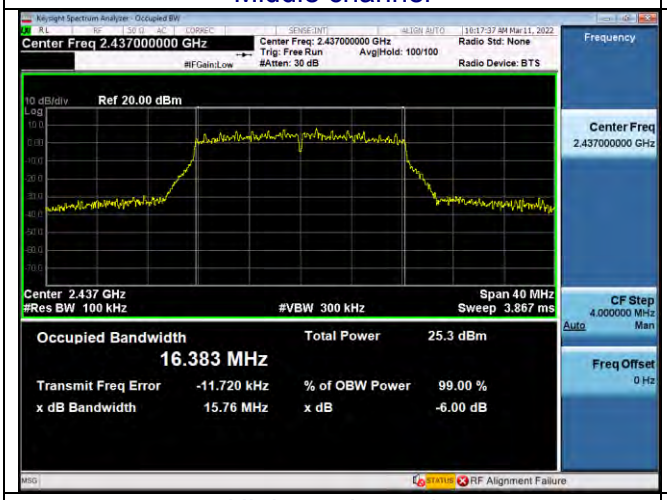	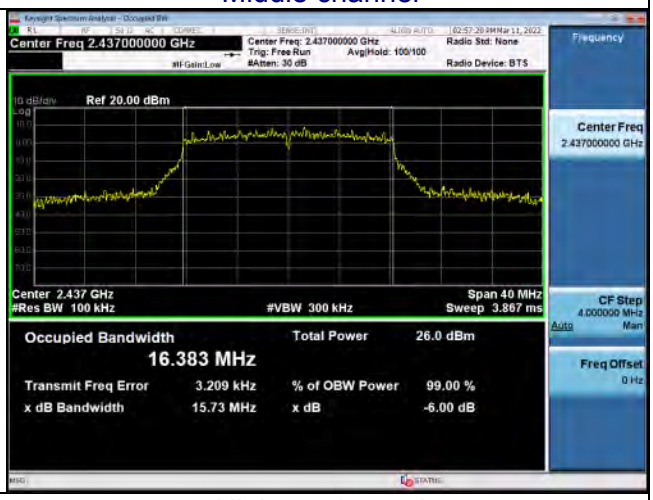
Highest channel	Highest channel
	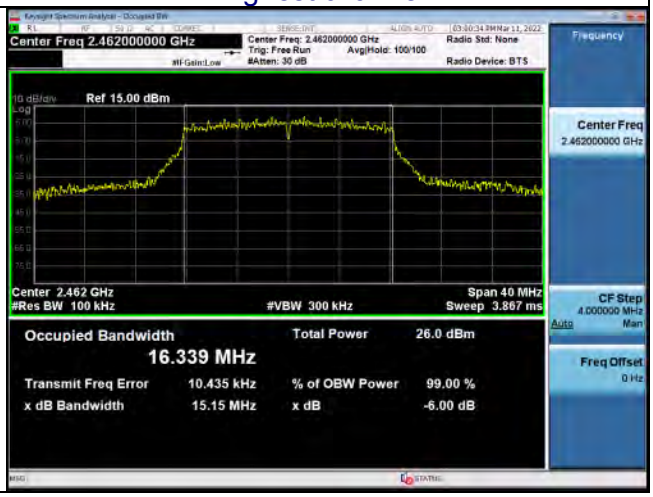

ANT1	ANT2
802.11n(HT20)	802.11n(HT20)
Lowest channel	Lowest channel
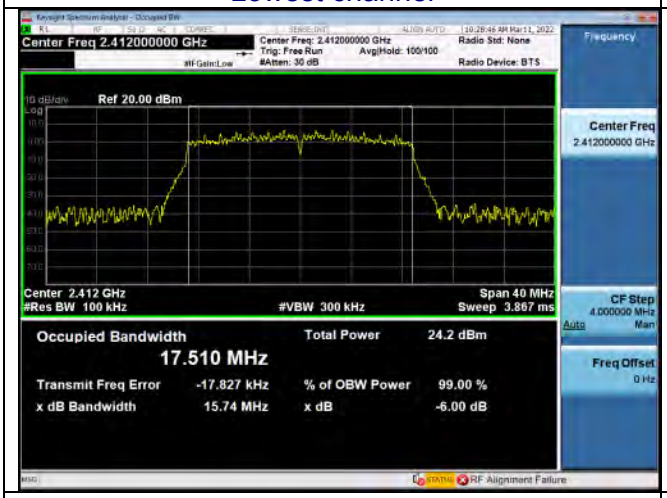	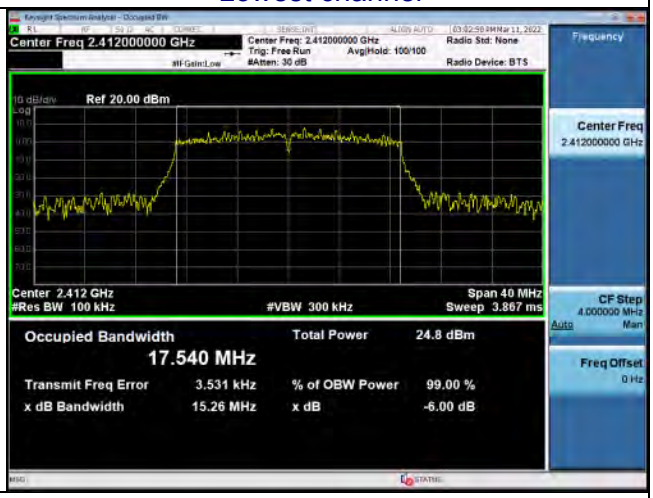
Middle channel	Middle channel
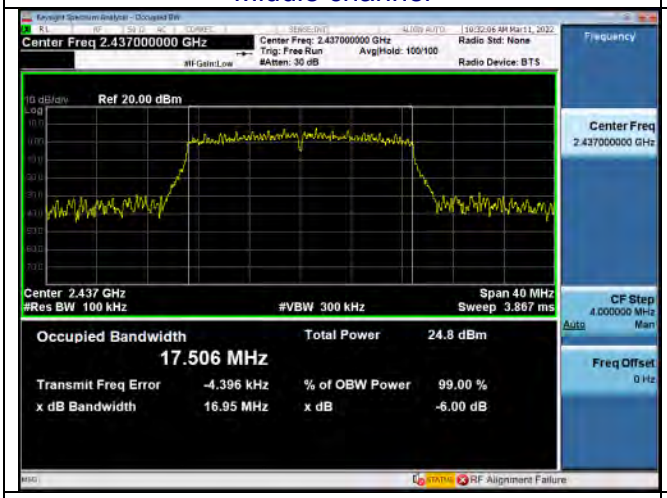	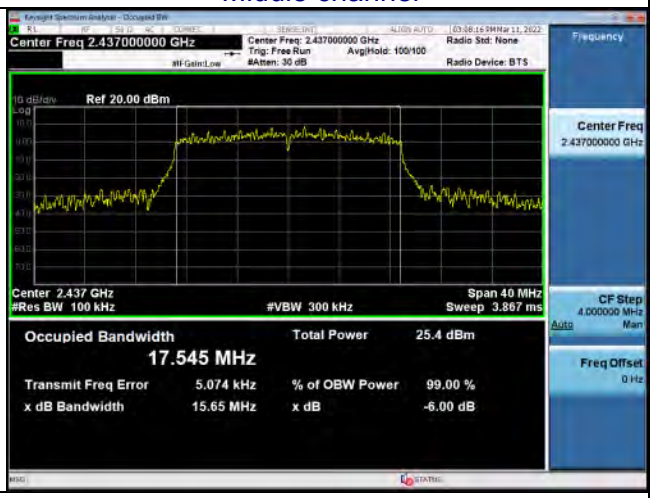
Highest channel	Highest channel
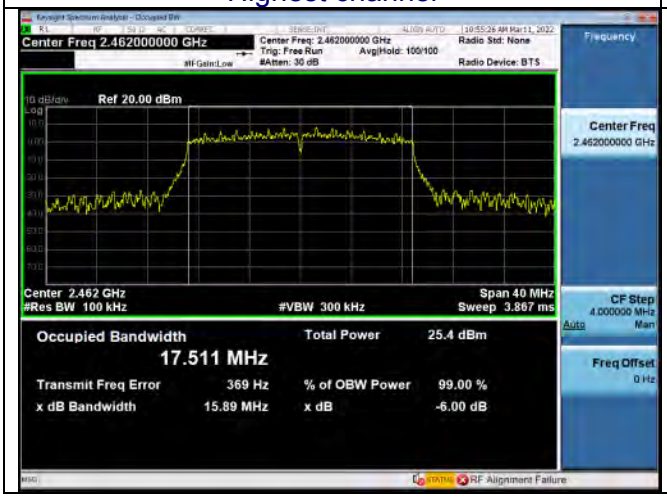	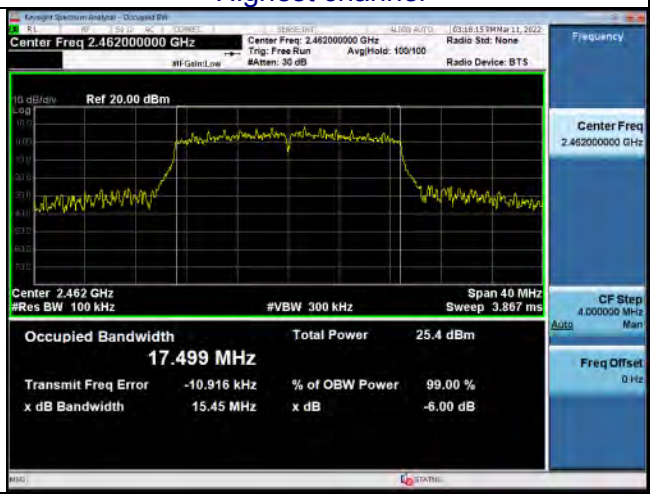

ANT1	ANT2
802.11n(HT40)	802.11n(HT40)
Lowest channel	Lowest channel
	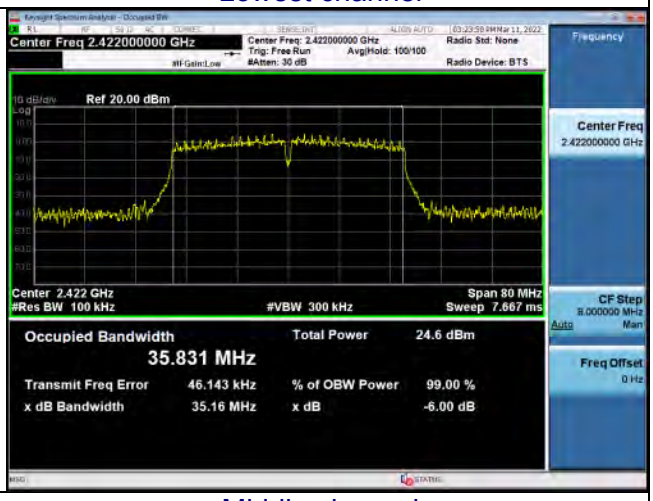
Middle channel	Middle channel
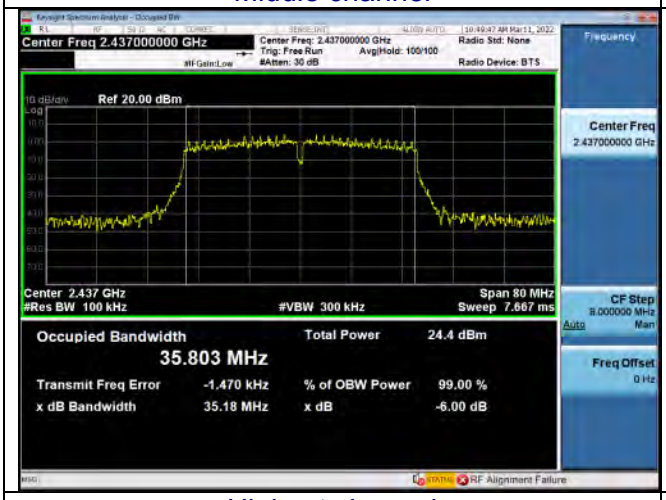	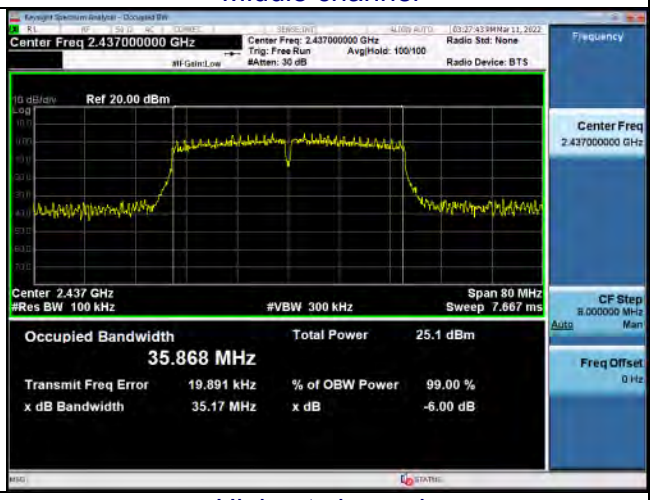
Highest channel	Highest channel
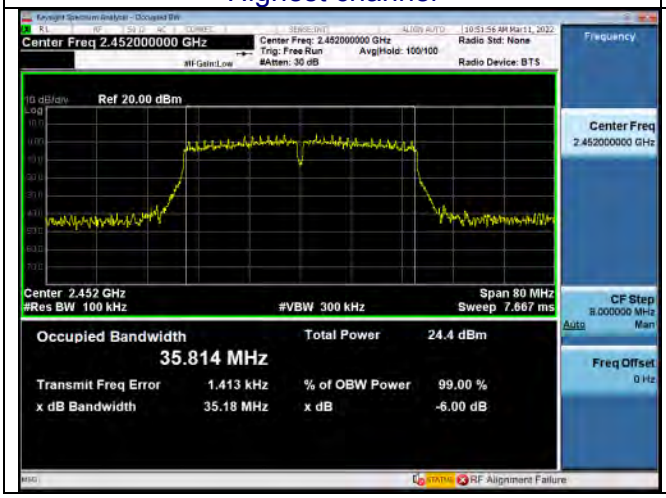	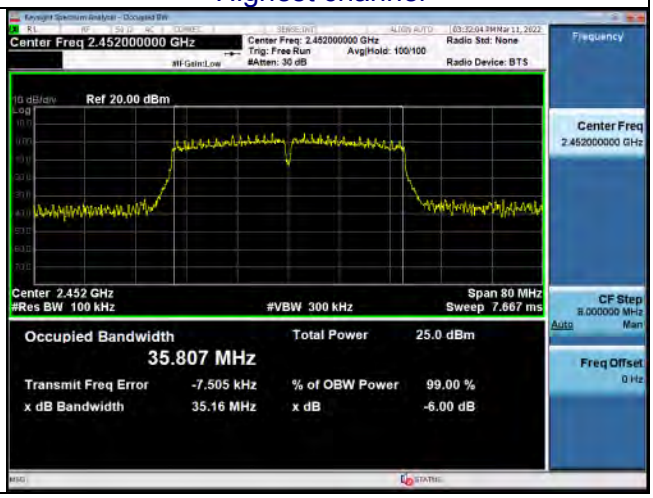

ANT1	ANT2
802.11ax(HE20)	802.11ax(HE20)
Lowest channel	Lowest channel
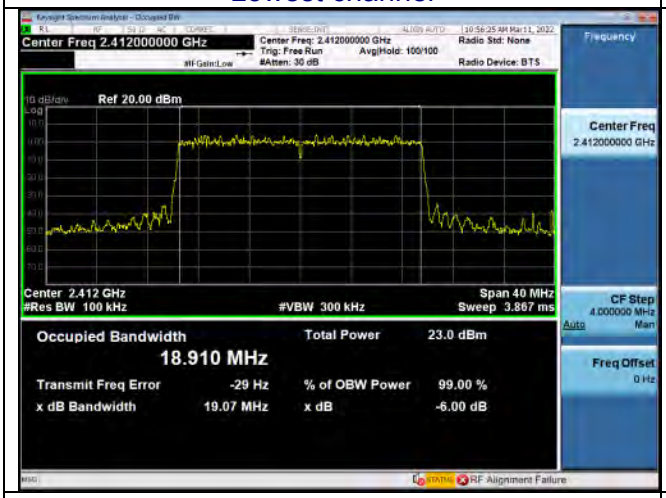	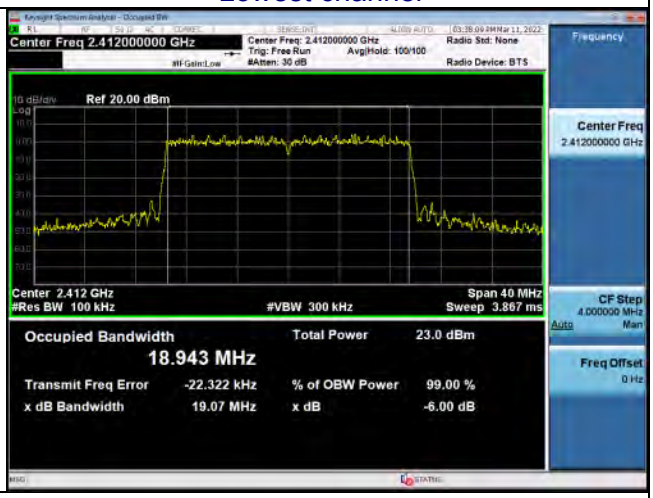
Middle channel	Middle channel
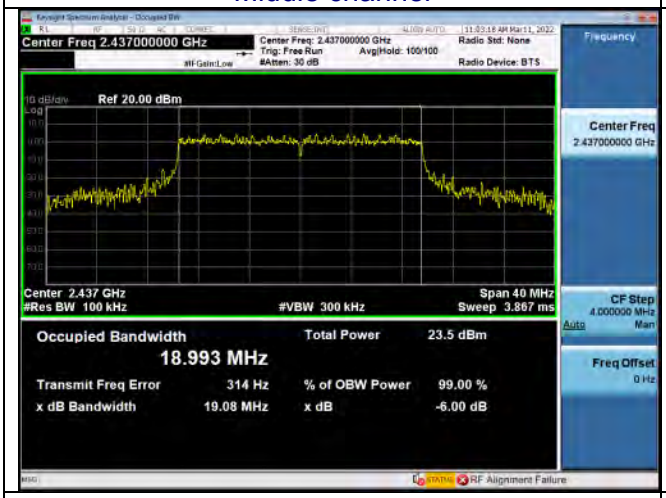	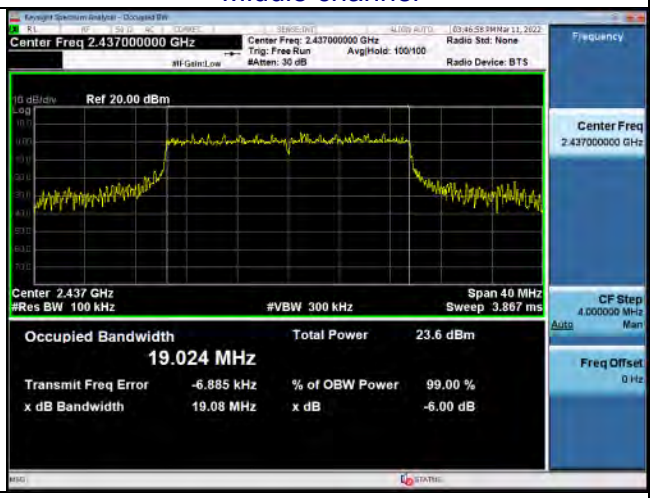
Highest channel	Highest channel
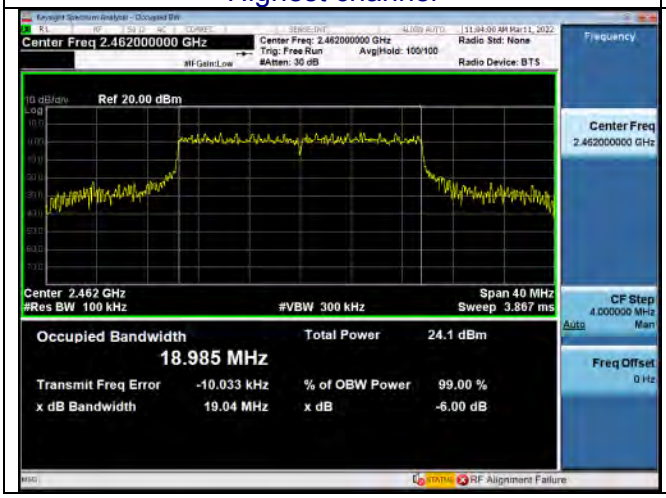	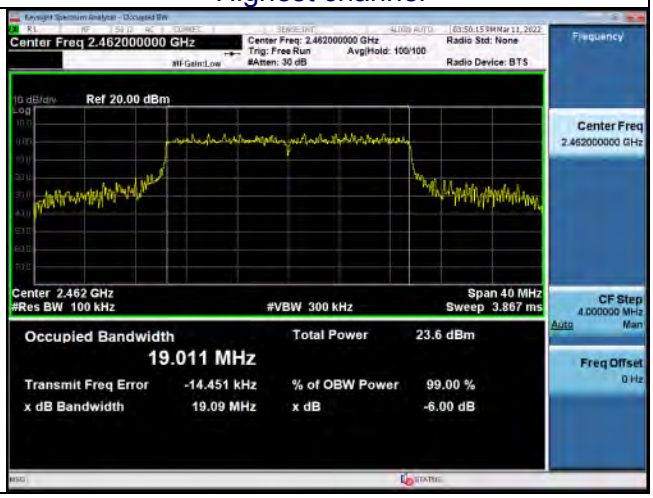

ANT1	ANT2
802.11ax(HE40)	802.11ax(HE40)
Lowest channel	Lowest channel
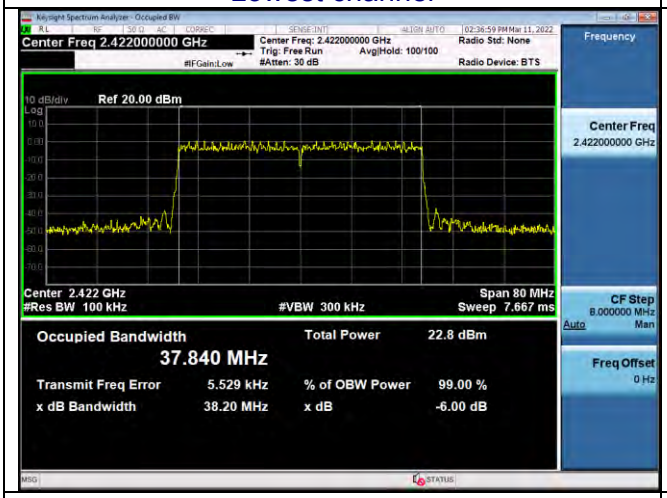	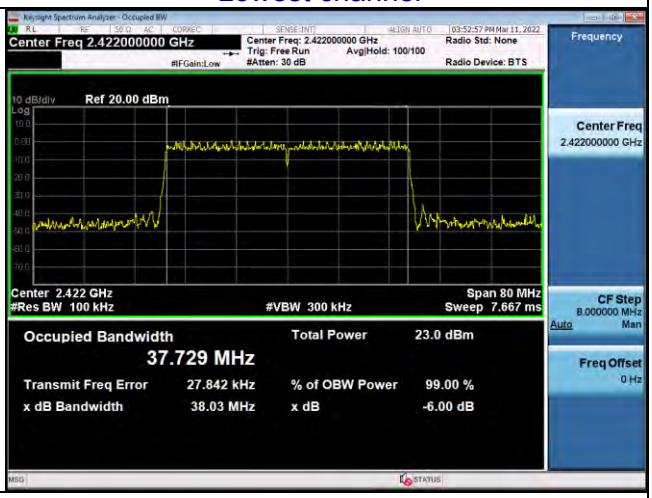
Middle channel	Middle channel
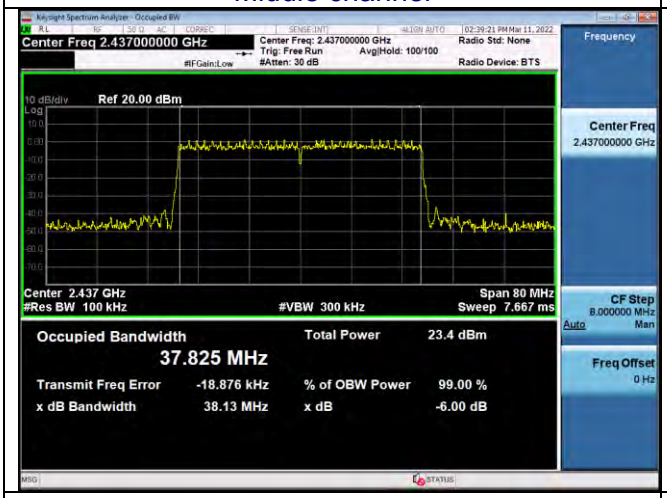	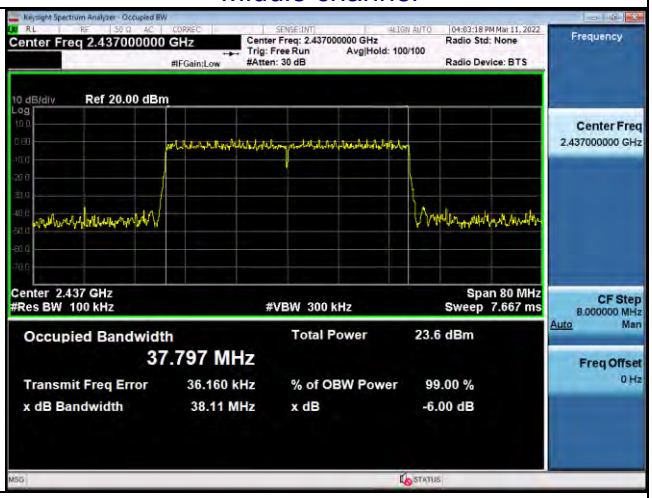
Highest channel	Highest channel
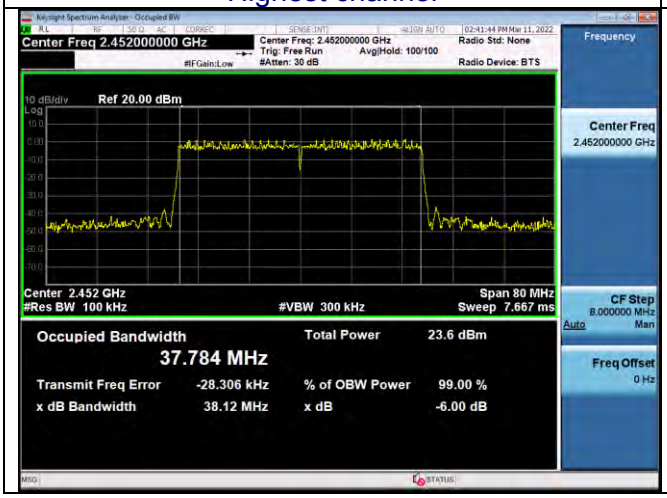	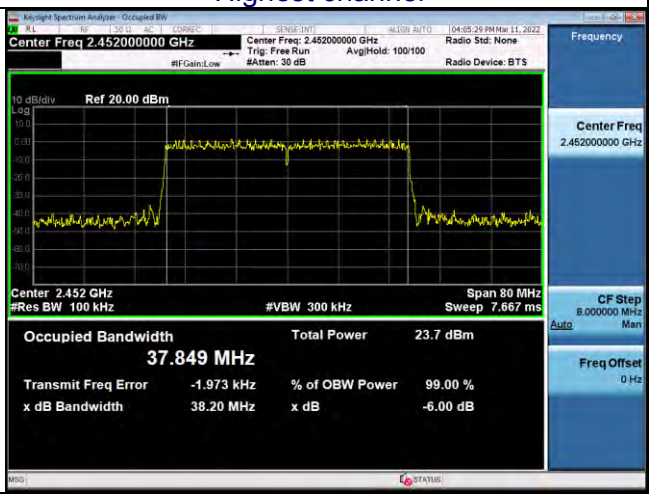

8. OUTPUT POWER TEST

Test Requirement:	FCC Part15 C Section 15.247 (b)(3)
Test Method:	KDB558074 D0115.247 Meas Guidance v05r02

8.1 APPLIED PROCEDURES/LIMIT

FCC Part15 (15.247) , Subpart C				
Section	Test Item	Limit	Frequency Range (MHz)	Result
15.247(b)(3)	Peak Output Power	1 watt or 30dBm	2400-2483.5	PASS

8.2 TEST PROCEDURE

a. The EUT was directly connected to the Power meter

8.3 DEVIATION FROM STANDARD

No deviation.

8.4 TEST SETUP



8.5 EUT OPERATION CONDITIONS

The EUT tested system was configured as the statements of 2.4 Unless otherwise a special operating condition is specified in the follows during the testing.

8.6 TEST RESULT

Temperature :	26℃	Relative Humidity :	54%
Pressure :	101kPa	Test Voltage :	AC120V

Test Channel	Frequency (MHz)	Maximum Peak Conducted Output Power (dBm)			LIMIT dBm
		Antenna 1	Antenna 2	MIMO	
TX 802.11b Mode					
CH01	2412	18.71	18.99	/	30
CH06	2437	18.26	18.38	/	30
CH11	2462	18.89	18.11	/	30
TX 802.11g Mode					
CH01	2412	16.55	17.25	/	30
CH06	2437	17.01	17.74	/	30
CH11	2462	17.66	17.67	/	30
TX 802.11n20 Mode					
CH01	2412	16.01	16.47	19.20	30
CH06	2437	16.37	17.02	19.72	30
CH11	2462	16.89	17.03	19.97	30
TX 802.11n40 Mode					
CH03	2422	14.48	15.12	17.82	30
CH06	2437	15.05	15.78	18.44	30
CH09	2452	15.09	15.69	18.41	30
TX 802.11ax20 Mode					
CH01	2412	13.79	13.68	16.75	30
CH06	2437	14.29	14.37	17.34	30
CH11	2462	14.83	14.48	17.67	30
TX 802.11ax40 Mode					
CH03	2422	12.90	13.15	16.04	30
CH06	2437	13.50	13.77	16.65	30
CH09	2452	13.54	13.79	16.68	30
Note: This product supports antenna 1 and antenna 2 launch, but only support 802.11 n for MIMO mode, not support 802.11 b and 802.11 g for MIMO mode.					